

## General Situation

In the findings of the 2001 Census of Manufacture completed on December 31, 2001, the number of manufacturing establishments with 4 or more employees by commodity and their value of shipment were compiled by industry and prefecture.

### 1. Number of establishments

When observing the number of manufacturing establishments by commodity, the largest figure was seen in planograph (offset) printing, followed by lumber and wood products-related commodities including miscellaneous fabricated plate and sheet metal products, fittings other than metal fittings, boards, squares and lumber, and food-related commodities. When comparing the number of establishments with the previous year, the number of establishments shows a decrease in the top 52 commodities.

The number of establishments for planograph (offset) printing is high in "Tokyo", "Osaka" and "Aichi". The sum of the 3 prefectures composes 30% or more of the total. The number of establishments for miscellaneous fabricated plate and sheet metal products is high in "Osaka", "Aichi" and "Kanagawa", where the total of the 3 prefectures amounted to approximately 30% of the total number of establishments (Table 1).

**Table 1: Top ranking 30 commodities in terms of number of establishments**  
(Establishments with 4 or more employees, 2001)

Ranking ( ) indicates previous year	Commodity	Number of establi- sh- ments	Difference from previous year	Major prefectures		
				1st	2nd	3rd
1 ( 1 )	Planograph (offset) printing	11,496	775	Tokyo	Osaka	Aichi
2 ( 2 )	Miscellaneous fabricated plate and sheet metal	5,829	435	Osaka	Aichi	Kanagawa
3 ( 3 )	Fittings other than metal fittings	5,031	148	Hokkaido	Aichi	Fukuoka
4 ( 4 )	Boards less than 7.5 cm depth of minimum cross section, with more than 4 times width larger than depth	4,492	519	Hokkaido	Shizuoka	Niigata
5 ( 5 )	Sawn square wood	4,402	534	Shizuoka	Mie	Hokkaido
6 ( 6 )	Squares 7.5 cm or more depth and width	4,381	481	Hokkaido	Shizuoka	Niigata
7 ( 7 )	Miscellaneous processed food	4,118	173	Hokkaido	Aichi	Tokyo
8 ( 9 )	Fresh concrete	3,903	95	Hokkaido	Aichi	Hyogo
9 ( 8 )	Steel frames	3,597	428	Aichi	Osaka	Saitama
10 ( 11 )	Japanese-style pastry and pies	3,288	197	Aichi	Hokkaido	Niigata
11 ( 10 )	Letterpress printing	3,238	508	Tokyo	Osaka	Hokkaido
12 ( 13 )	Miscellaneous seafood products	3,017	132	Hokkaido	Shizuoka	Miyagi
13 ( 15 )	Stamped and pressed machinery parts without machine finishing	3,009	115	Tokyo	Aichi	Osaka
14 ( 14 )	Corrugated boxes	2,995	138	Osaka	Aichi	Tokyo
15 ( 12 )	Miscellaneous pre-fabricated construction metal products	2,967	225	Osaka	Hokkaido	Kanagawa
16 ( 17 )	Japanese noodles	2,796	137	Nagasaki	Kagawa	Aichi
17 ( 18 )	Dried seafood products, salted and dried seafood products, boiled and dried seafood products and seafood products	2,720	157	Hokkaido	Shizuoka	Hyogo
18 ( 16 )	Soybean curd, frozen and dried soybean curd, fried bean curd	2,701	254	Hokkaido	Aichi	Niigata
19 ( 21 )	Parts, fitting and accessories for metal working machines	2,679	118	Aichi	Osaka	Shizuoka
20 ( 19 )	Molds for pressing	2,652	220	Aichi	Osaka	Tokyo
21 ( 20 )	Molds for plastic	2,612	216	Aichi	Osaka	Tokyo
22 ( 22 )	Wooden cabinets and shelves	2,557	103	Fukuoka	Shizuoka	Osaka
23 ( 23 )	Miscellaneous motor vehicle parts, including motorcycle parts	2,463	92	Aichi	Shizuoka	Saitama
24 ( 27 )	Miscellaneous wooden furniture other than Japanese lacquered furniture	2,355	31	Shizuoka	Aichi	Osaka
25 ( 25 )	Miscellaneous pre-fabricated architectural metal products	2,341	144	Osaka	Saitama	Tokyo
26 ( 26 )	Parts, attachments and accessories for general industrial machinery and equipment	2,320	82	Osaka	Aichi	Tokyo
27 ( 24 )	Photo engraving, including photo type-setting	2,227	295	Tokyo	Osaka	Aichi
28 ( 28 )	Western-style pastries and pies	2,216	98	Hokkaido	Aichi	Osaka
29 ( 31 )	Plastic products for motor vehicles	2,174	70	Aichi	Shizuoka	Saitama
30 ( 30 )	Plastic products for electrical machinery and apparatus	2,164	98	Osaka	Aichi	Tokyo

Note: Some commodity names may be abbreviated.

## 2. Value of Shipment by commodity

By commodity, the value of shipment automobile-related commodities including ordinary passenger cars and light and small passenger cars was highest, followed by information technology and communications-related commodities including personal computers, miscellaneous electronic parts, and cellular and PHS telephone sets (Table 2).

Furthermore, rankings for cellular phones and PHS telephones and truck bodies rose from 18th and 32nd in the previous year to 15th and 27th respectively.

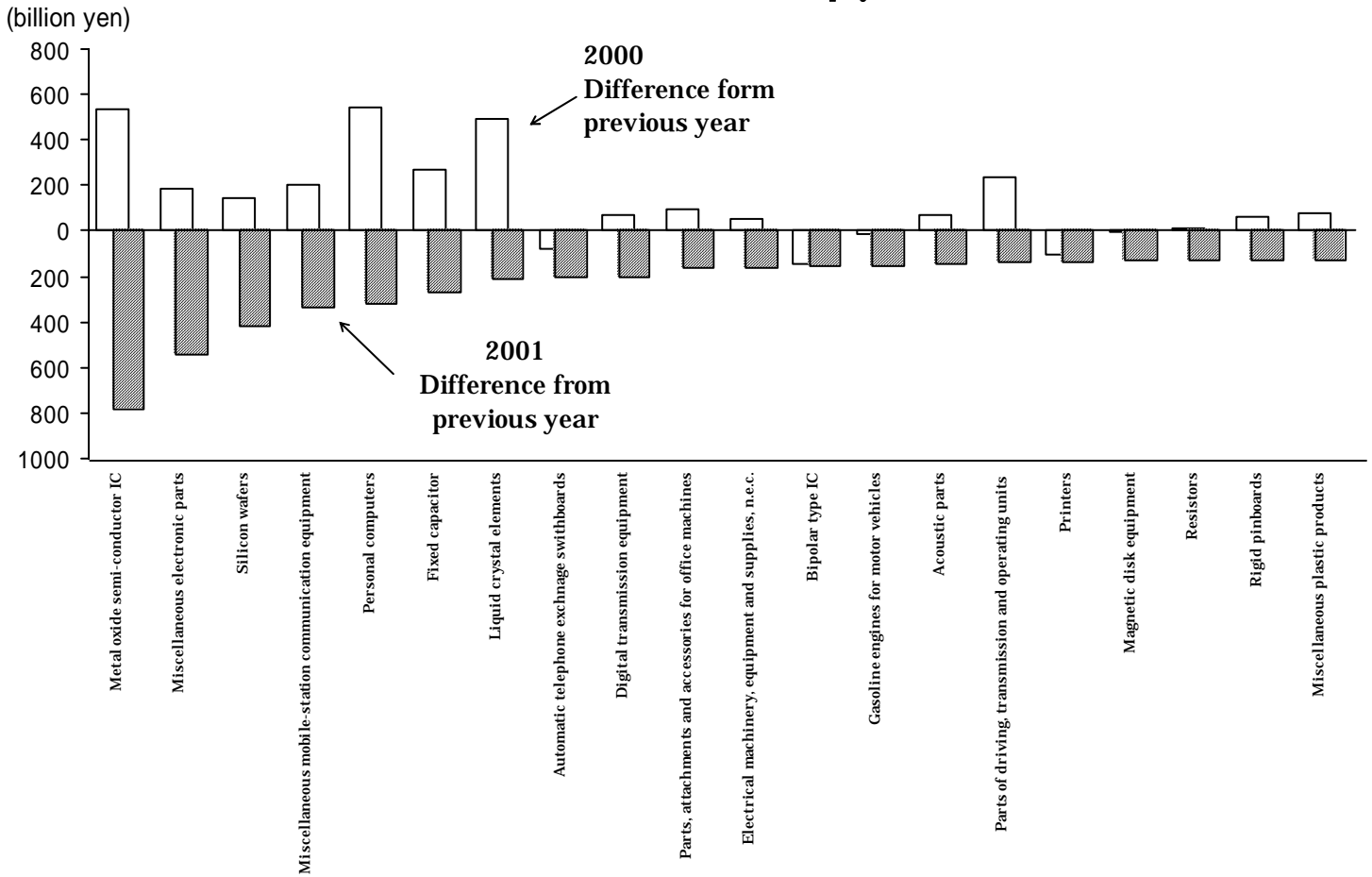
**Table 2: Top ranking 30 commodities in terms of Value of shipment**  
(Establishments with 4 or more employees, 2001)

Ranking ( ) indicates previous	Commodity	Value of shipment		Major prefectures		
		(million yen)	Y/Y (%)	1st	2nd	3rd
1 ( 1 )	Ordinary passenger cars, 2000cc capacity, including chassis	6,732,051	5.0	Tokyo	Fukuoka	Kanagawa
2 ( 2 )	Light and small passenger cars, less than 2000cc capacity, including chassis	6,264,932	3.3	Aichi	Mie	Kanagawa
3 ( 4 )	Medical preparations, including preparations other than medicine	5,838,297	8.1	Hokkaido	Saitama	Fukuoka
4 ( 3 )	Miscellaneous motor vehicle parts, including motorcycle parts	5,693,283	4.9	Hokkaido	Shizuoka	Niigata
5 ( 5 )	Planograph (offset) printing	4,589,887	1.0	Shizuoka	Mie	Hokkaido
6 ( 7 )	Gasoline	4,216,941	6.6	Hokkaido	Shizuoka	Niigata
7 ( 6 )	Metal oxide semiconductor IC	3,768,999	17.2	Hokkaido	Kanagawa	Tokyo
8 ( 8 )	Drive trains, transmissions and operating units	3,711,006	3.6	Hokkaido	Shizuoka	Hyogo
9 ( 11 )	Cigarettes, cigars and pipe tobacco	2,728,188	0.2	Shizuoka	Tochigi	Saitama
10 ( 9 )	Personal computers	2,659,662	10.7	Tokyo	Hokkaido	Niigata
11 ( 12 )	Parts, attachments and accessories for motor vehicle engines	2,552,452	1.1	Aichi	Shizuoka	Hokkaido
12 ( 10 )	Miscellaneous electronic parts	2,345,440	18.9	Hokkaido	Shizuoka	Miyagi
13 ( 14 )	Parts for chassis and bodies	2,313,081	0.5	Aichi	Kanagawa	Shizuoka
14 ( 13 )	Trucks, including tractors	2,289,188	1.9	Aichi	Kanagawa	Gunma
15 ( 18 )	Cellular and PHS telephones	1,852,825	12.0	Saitama	Hokkaido	Kanagawa
16 ( 15 )	Malt liquor	1,812,423	5.2	Nagasaki	Kagawa	Fukuoka
17 ( 16 )	Fresh concrete	1,705,615	6.4	Hokkaido	Shizuoka	Hyogo
18 ( 17 )	Gasoline engines for motor vehicles	1,511,073	9.2	Hokkaido	Kanagawa	Niigata
19 ( 19 )	Liquid crystal elements	1,423,657	12.8	Mie	Nagano	Shizuoka
20 ( 23 )	Miscellaneous processed food	1,340,034	1.5	Ibaragi	Osaka	Aichi
21 ( 20 )	Iron and steel cut products, including iron and steel cast products	1,332,397	6.1	Aichi	Osaka	Chiba
22 ( 22 )	Corrugated boxes	1,266,122	4.1	Fukuoka	Shizuoka	Osaka
23 ( 21 )	KD sets (passenger cars, buses and trucks)	1,254,924	8.0	Aichi	Shizuoka	Saitama
24 ( 25 )	Plastic products for automobiles	1,167,892	3.2	Shizuoka	Shizuoka	Gunma
25 ( 27 )	Parts for suspensions and brake systems	1,103,529	1.2	Aichi	Saitama	Nagano
26 ( 24 )	Parts, attachments and accessories for office machines	1,092,177	12.9	Ibaragi	Kanagawa	Mie
27 ( 32 )	Truck bodies	1,083,786	3.4	Aichi	Mie	Kanagawa
28 ( 38 )	Motor vehicle bodies	1,057,464	7.8	Hokkaido	Kanagawa	Shizuoka
29 ( 28 )	Parts, attachments and accessories of data processing machines, digital and analog computers and auxiliary equipment	1,036,300	4.1	Shiga	Shizuoka	Saitama
30 ( 33 )	Miscellaneous seafood products	1,025,972	2.0	Hokkaido	Fukuoka	Hyogo

Compared to the previous year, the value of shipment has decreased in 1,294 commodities, or approximately 72% of the all the commodities, which is far above the 52% ratio of decreasing commodities of the previous year.

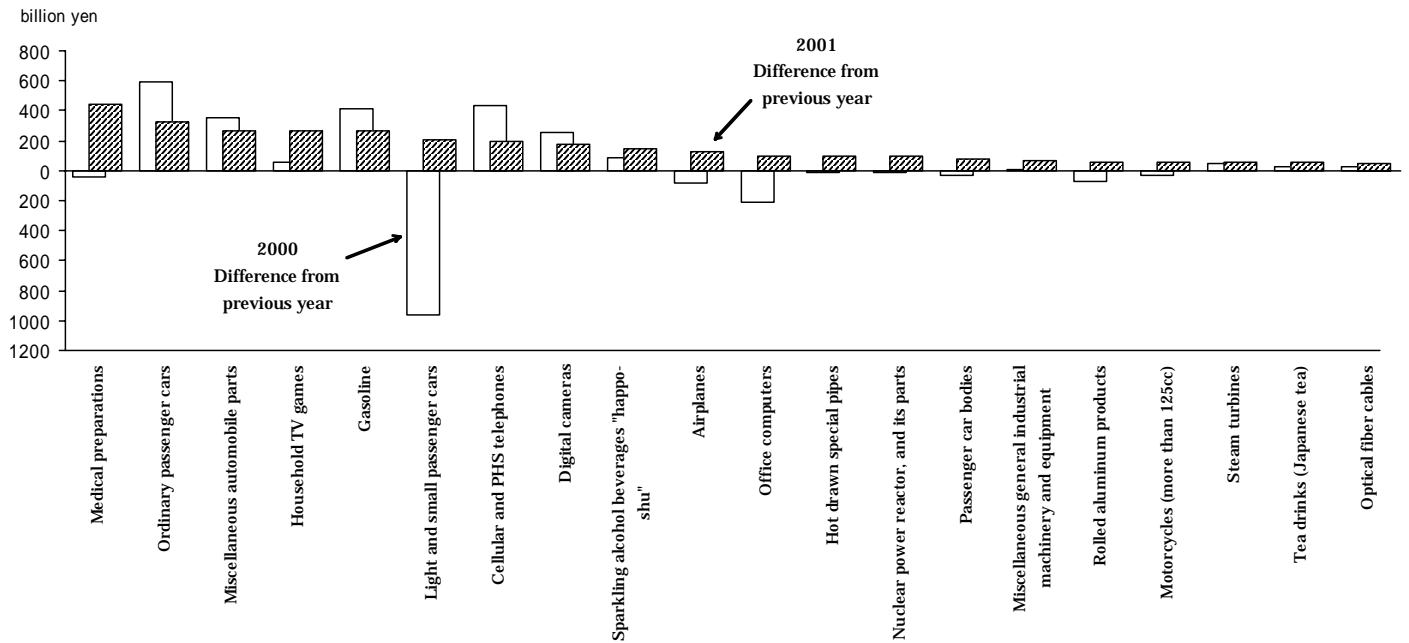
The value of shipment has fallen way below the value of the previous year in information technology and communication-related commodities including metal oxide semi-conductor IC, miscellaneous electronic parts, and silicon wafers.

**Lower 20 commodities for the decrease of shipment value compared to the previous year  
(Establishments with more than 4 employees)**



On the other hand, when observing the commodities that have increased, though many are transportation-related or information technology and communication-related, the commodity that increased the most was pharmaceuticals, and sparkling alcoholic beverage “happo-shu” and “tea drinks (Japanese tea)” were also quite significant.

**Top 20 Commodities for the increase in value of shipment compared to the previous year  
(Establishment with more than 4 employees)**

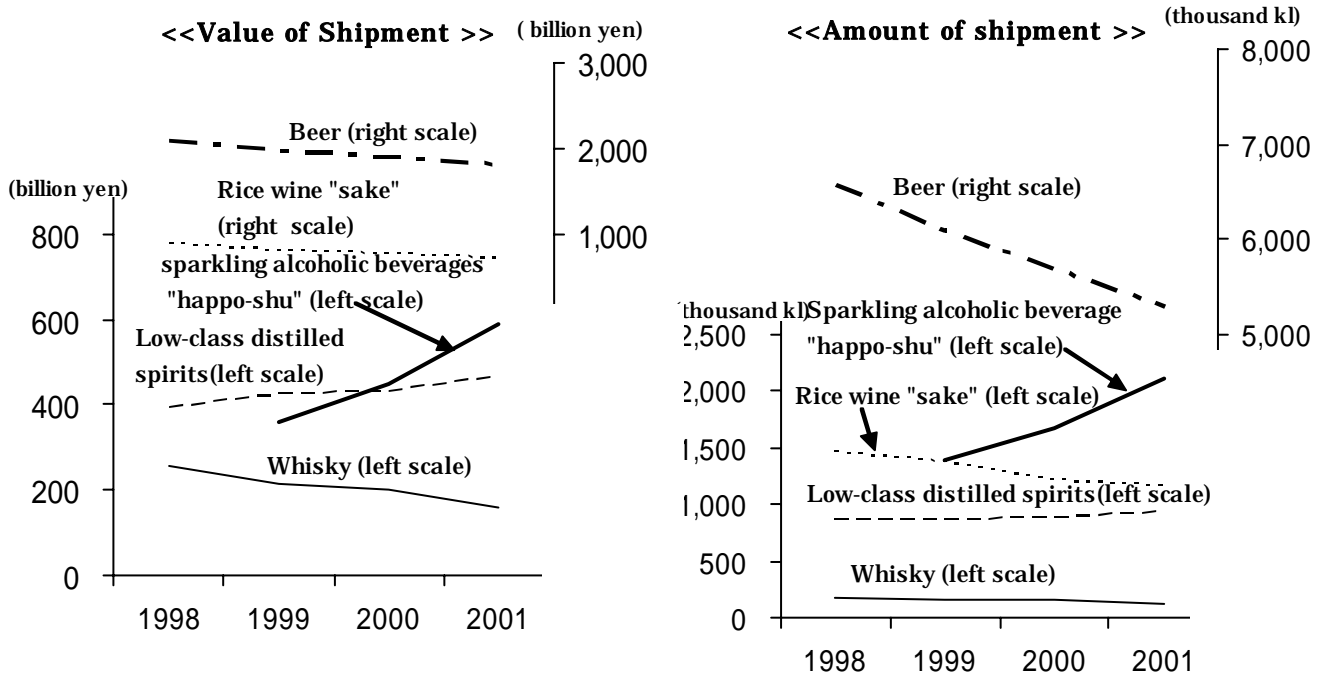


### 3. Value of Shipment by commodity and by industrial sub-classifications

When observing the value of shipment by commodities by industrial sub-classifications,

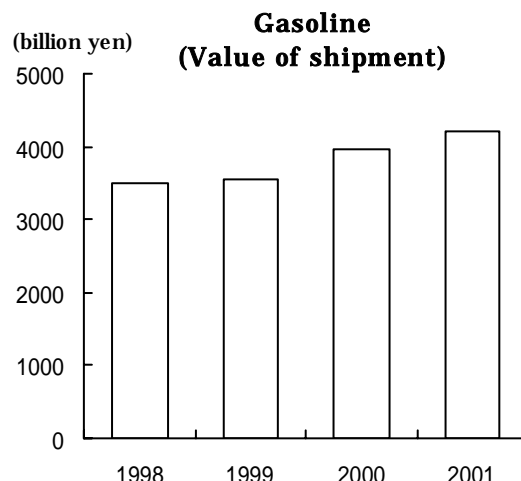
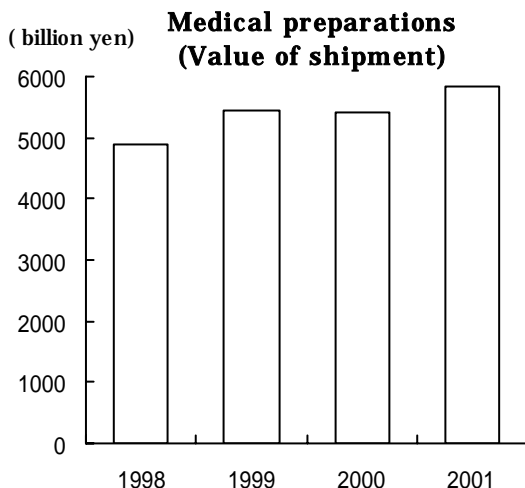
- (i) In the “beverage, tobacco and feed industry”, the value of shipment for tobacco and beer are decreasing, whereas it is continuously increasing for sparkling alcoholic beverage “happo-shu” as well as in beverages including low grade distilled spirits, tea drinks (Japanese tea) and coffee drinks including coffee with milk.

#### Transition in value and volume of shipment of alcoholic beverages

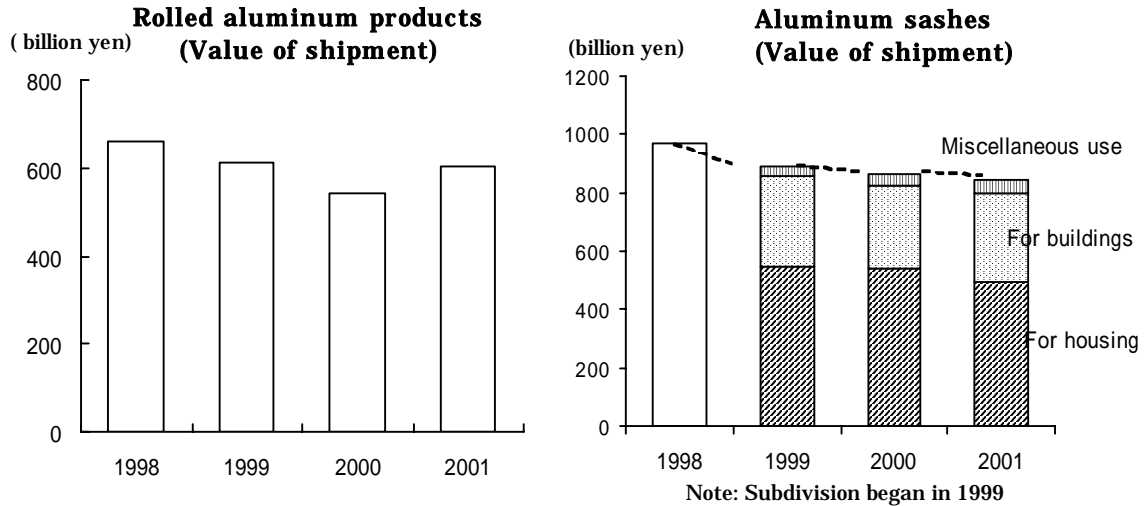


Note: Survey for sparkling alcoholic beverage “happo-shu” started in 1999

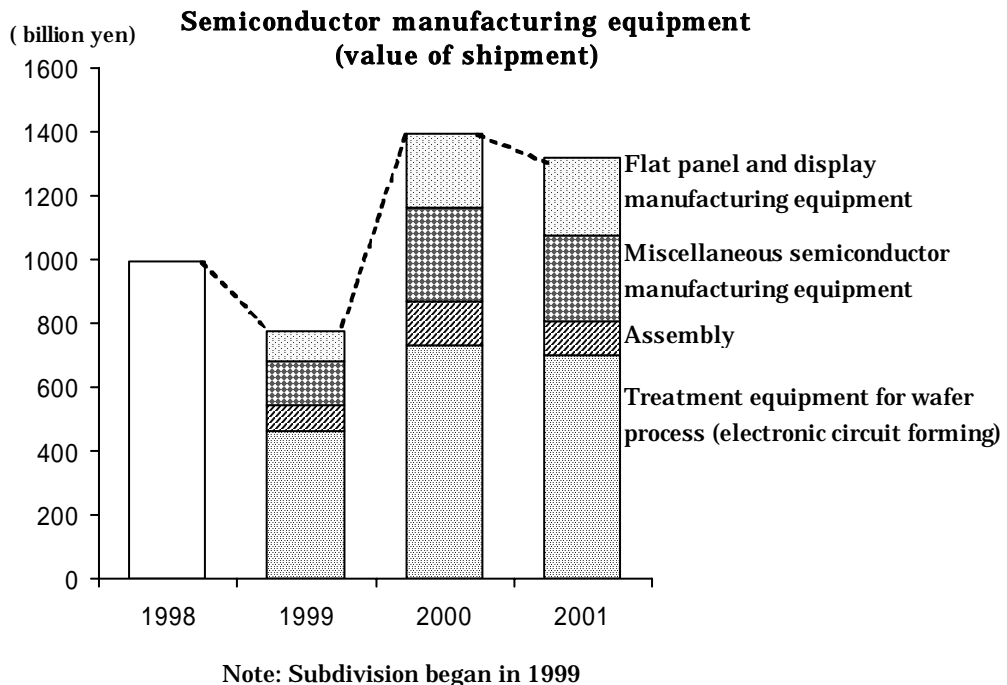
- (ii) The value for shipment “apparel and other finished products made from fabrics and similar materials” has dropped in all commodities due to the increase of imported goods.
- (iii) In the “chemical industry”, medical preparations have increased for new medicine and the value of increase is largest among all the commodities being manufactured.
- (iv) In “petroleum and coal products”, the price of petroleum products have increased on the increase in the price of crude oil and the value of shipment as increased in all commodities compared to the previous year.



- (v) Rolling of aluminum products in “non-ferrous metals and products” has increased on the increase in demand for cans for beverages.
- (vi) Aluminum sashes for buildings in fabricated “metal products” has increased on the increase in construction of buildings related to the redevelopment of station fronts.

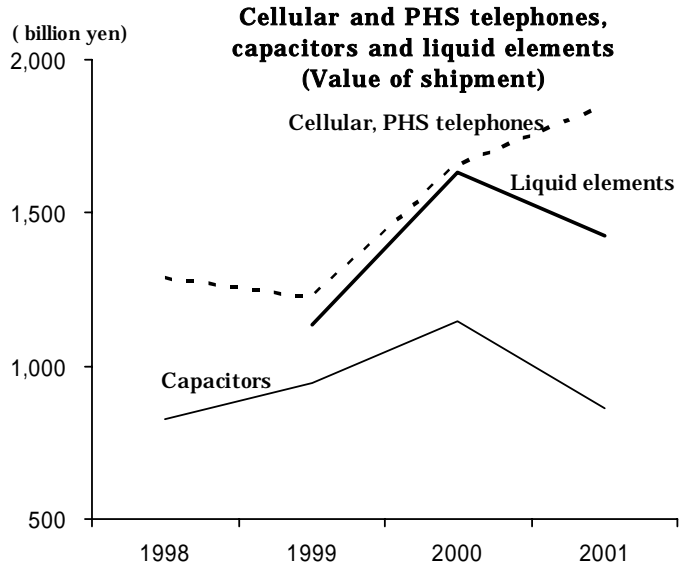
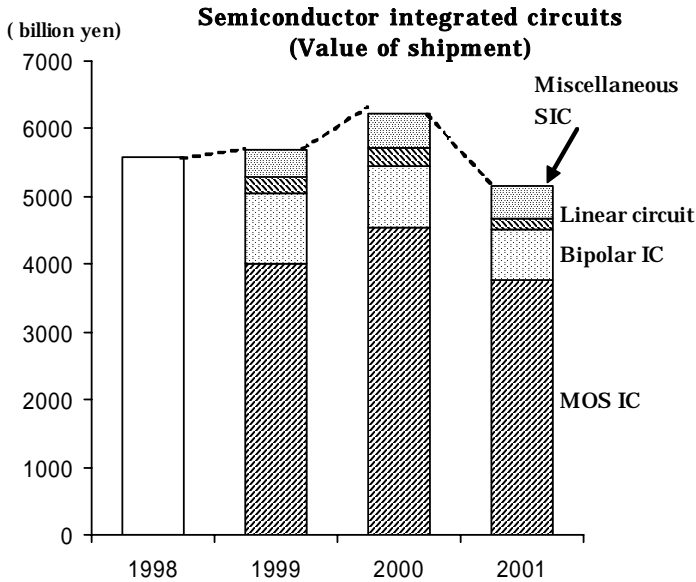


- (vii) In “general machinery”, among semiconductor manufacturing equipment, the value of shipment for treatment equipment for wafer process (electronic circuit forming), assembly equipment and miscellaneous semiconductor manufacturing equipment have decreased.



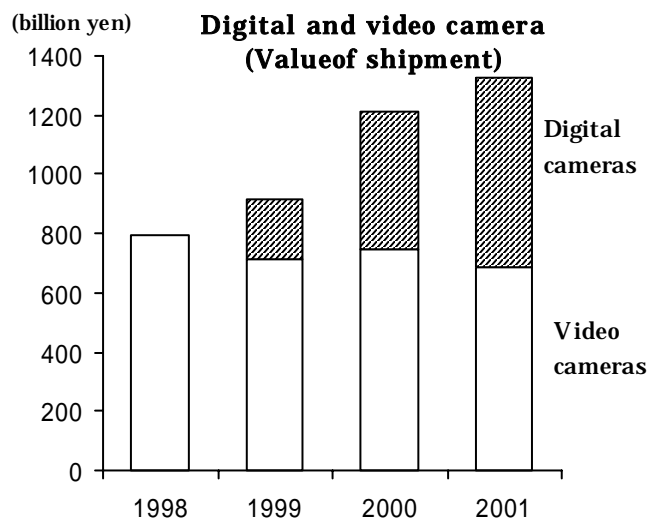
(viii) In “electrical machinery, equipment and supplies”, metal oxide semiconductor IC, personal computers, electronic parts and liquid crystal elements with significant value of shipment have all decreased whereas the value for cellular and PHS telephones increased.

**Transition in value of shipment for top commodities in electrical machinery, equipment and supplies**



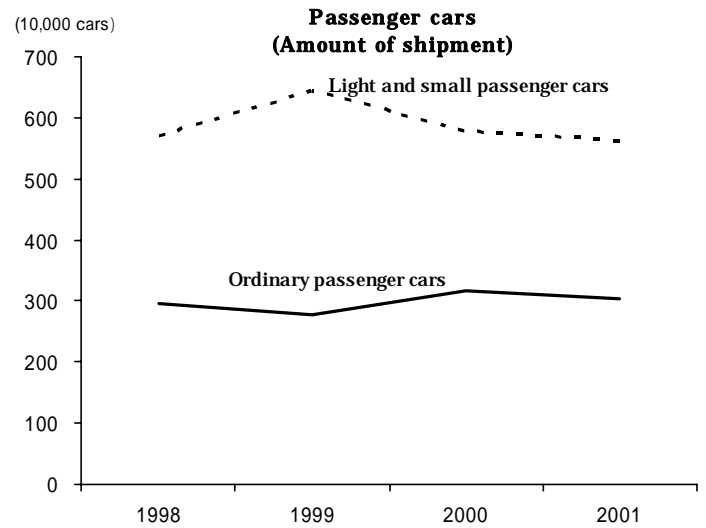
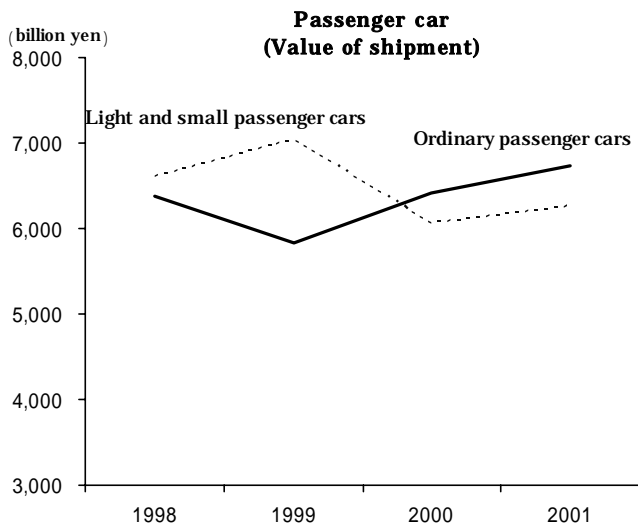
Note: “Semiconductor IC” was subdivided in 1999, and “liquid crystal elements” was added in the survey in 1999.

Though still very small, the value of shipment for digital cameras is recently increasing, coming close to that of video cameras.



Note: Subdivision of digital cameras began in 1999.

(ix) Within “transportation equipment”, due to the increase in exports to North America and the firm domestic growth, the value of shipment for ordinary passenger cars has increased.



(x) Household TV games, and electronic toys using integrated circuits have registered a steep increase in “miscellaneous manufacturing products”.



**Table 3 Situation of value of shipment of top commodities by industrial sub-classification  
(Establishments with 4 or more employees, 2001)**

Industry	Commodity number	Commodity name	Number of establishments	Difference from previous year	Value of shipment	
					(million yen)	Y/Y (%)
<b>Food</b>						
	129919	Miscellaneous processed foods	4,118	173	1,340,034	1.5
	122919	Miscellaneous seafood products	3,017	132	1,025,972	2.0
	121111	Chops of meat and frozen meat, except broilers	808	42	1,023,417	3.9
	129913	Sushi and box lunches	1,386	15	842,326	0.3
	129711	Precooked frozen foods	1,036	26	837,881	2.9
	124919	Miscellaneous seasoning	807	14	803,008	0.7
	121113	Meat products	639	11	734,182	2.4
	129811	Side-dish foods	1,970	83	703,556	1.0
	126111	Cleaned and polished rice, including crushed rice	412	7	702,507	4.5
	127211	Western-style pastries and cakes	2216	98	679,639	1.1
<b>Beverage, tobacco, and feed</b>						
	135111	Cigarettes, cigars and pipe tobacco	25	0	2,728,188	0.2
	132211	Beer	104	1	1,812,423	5.2
	132311	sake, including unrefined sake	1,522	74	721,295	5.9
	136111	Balanced compound feed	309	20	702,350	3.2
	131111	Carbonated water	176	17	604,808	1.4
	132416	Sparkling alcoholic beverages "happo-shu"	38	5	588,524	32.0
	131113	Coffee drinks, including coffee with milk	135	8	469,350	4.0
	132412	Low-class distilled spirits	517	6	465,464	7.9
	131119	Miscellaneous soft drinks and carbonated water	394	26	420,138	0.0
	131114	Tea drinks	135	5	375,763	18.3
<b>Textile mill products</b>						
	149511	Press felt fabric including needle, boned fabric (dry)	158	2	184,289	8.8
	149612	Tufted carpet	46	8	93,208	7.5
	149619	Miscellaneous textile mats and similar products	164	8	91,767	3.4
	144311	Combed woolen fabric	112	12	87,101	10.8
	149711	Coated, water-proof fabrics	66	4	79,047	3.3
	142111	Pure cotton yarn, including yarn waste	55	4	64,433	15.2
	144245	Polyester line fabric	162	2	59,070	2.5
	148511	Narrow fabrics	385	11	52,312	10.7
	149819	Miscellaneous textile-made medical and sanitary products	74	9	48,077	2.9
	149512	Press felt products	80	0	44,709	2.9
<b>Apparel and other finished products made from fabrics and similar materials</b>						
	159919	Fabricated textile products, n.e.c., including knitted ones	1,196	50	265,520	6.3
	151511	Business, work and sanitary clothing	552	58	141,914	6.8
	152312	Women's and girl's knitted sweaters, cardigans and vests	638	104	115,472	16.7
	159119	Miscellaneous bedding	547	43	105,154	5.6
	156411	Socks	348	13	95,179	14.2
	159511	Towels, excluding handkerchiefs	324	33	89,854	16.5
	152212	Knitted sport shirts and T-shirts	430	40	88,151	13.5
	159111	Futon, including wool futon	433	42	73,588	6.5
	159212	Synthetic canvas products	784	62	70,926	5.1
	151212	Women's and girl's skirts and trousers	358	71	69,896	17.3
<b>Lumber and wood products</b>						
	162311	Prefabricated wooden building and structural members for housing	654	9	389,731	2.3
	162111	Millwork	1,147	76	304,344	6.4
	161113	Squares 7.5 cm or more depth and width	4,402	534	303,497	14.6
	162212	Special plywood	701	35	303,449	7.2
	161112	Lumbers less than 7.5 cm depth of minimum cross section, with less than 4 times width larger than depth	4,381	481	243,415	12.5
	162211	Common plywood	332	45	192,970	19.4
	161711	Floor boards	251	18	183,071	2.3
	161111	Boards less than 7.5 cm depth of minimum cross section, with more than 4 times width larger than depth	4,492	519	169,740	11.9
	169919	Miscellaneous wood, bamboo, rattan and willow products, including painted products	1,163	71	124,297	3.8
	163311	Wooden boxes	1,034	87	105,437	10.3
<b>Furniture and fixtures</b>						
	173111	Fittings, excluding metal fittings	5,031	148	431,577	4.0
	171119	Miscellaneous wooded furniture, except Japanese lacquered furniture	2,355	31	266,676	1.2
	171112	Wooden cooking counters for sink and gas range	653	17	243,454	2.9
	171111	Wooden desks, tables and chairs	1,615	97	221,774	7.2
	179111	Offices and store fixtures	1,132	78	200,722	4.4
	171211	Metal desks, tables and chairs	338	16	189,813	7.7
	171114	Wooden cabinets and shelves	2,557	103	181,901	12.2
	171215	Metal cabinets and shelves	301	3	120,108	5.6
	171113	Cabinets	989	114	113,418	12.0
	171214	Metal cooking counters for sinks and gas range (steel cabinets)	282	22	95,788	4.3

**Table 3 Situation of value of shipment of top commodities  
by industrial sub-classification (continued)  
(Establishments with 4 or more employees, 2001)**

Industry	Commodity number	Commodity name	Number of establishments	Difference from previous year	Value of shipment	
					(million yen)	Y/Y (%)
<b>Pulp, paper and paper products</b>						
	185311	Corrugated board boxes	2,995	138	1,266,122	4.1
	182113	Painted printing paper	38	1	652,792	7.0
	182111	Rolls of newsprint	21	1	427,251	3.4
	185411	Printed paperboard boxes	1,187	59	371,865	1.3
	182112	Non-painted printing paper	71	0	355,560	6.7
	183119	Mixcellaneous coated paper	127	18	311,220	10.2
	182123	Miscellaneous paper	135	1	287,311	2.2
	189919	Miscellaneous paper-made sanitary products	262	37	266,055	6.9
	183211	Corrugated board (sheet)	405	6	252,673	6.8
	182211	Exterior liner board (corrugated liner board)	36	1	252,511	4.6
<b>Publishing, printing and allied products</b>						
	193112	Planograph (offset) printing	11,496	775	4,589,887	1.0
	191111	Daily newspapers	151	8	1,002,381	3.4
	192111	Books	1,019	42	926,741	8.1
	192112	Magazines and periodical publications	955	45	803,185	3.4
	193114	Special printing on non-paper	1,586	61	705,266	1.9
	191311	Daily newspapers	98	3	487,313	8.6
	193111	Relief (anastatic printing)	3,238	508	478,334	2.4
	193113	Intablo (photogravure) printing	606	23	419,001	0.5
	194111	Photo engraving, including photo type setting	2,227	295	411,204	11.4
	192119	Miscellaneous publications	831	18	179,286	5.9
<b>Chemical and allied products</b>						
	206211	Medical products preparations, including preparations outside medicines	717	18	5,838,297	8.1
	209919	Miscellaneous chemicals and allied products	727	30	992,003	6.0
	203739	Miscellaneous plastics	131	17	700,853	15.3
	203929	Miscellaneous industrial organic chemicals	282	12	670,430	11.7
	203239	Miscellaneous aliphatic intermediates	150	2	598,140	3.6
	205414	Solvent synthetic resin paints	320	15	586,241	3.6
	206111	Medical material preparations	222	9	537,845	5.5
	202939	Miscellaneous inorganic chemicals	449	1	454,036	4.1
	203629	Miscellaneous cyclic intermediates	150	9	373,210	1.1
	203811	Synthetic rubber, including synthetic latex	37	0	369,764	7.3
<b>Petroleum and coal products</b>						
	211111	Gasoline	32	2	4,216,941	6.6
	211115	Light oil	33	3	1,015,960	0.4
	211118	Heavy fuel oil C	36	1	718,858	0.4
	211116	Heavy fuel oil A	39	0	696,906	3.7
	211114	Kerosene	34	3	690,585	3.6
	211112	Naphtha	31	0	418,131	18.0
	215111	Asphalt paving admixture and tar paving admixture, including asphalt block and tar block	864	27	398,310	2.6
	211113	Jet fuel oil	26	1	250,717	7.4
	211124	Liquefied gas	32	5	185,578	6.8
	211125	Stock oil for refining and mixing	11	1	157,703	27.0
<b>Plastic products</b>						
	223111	Plastic products for automobiles	2,174	70	1,167,892	3.2
	223113	Plastic products for electrical machinery and apparatus	2,164	98	899,571	10.6
	222111	Flexible plastic film for packaging, less than 0.2 mm thickness	575	33	837,082	1.2
	223119	Miscellaneous industrial plastic products	1,938	34	745,668	11.4
	222511	Fabrication of plastic film, sheets, floor covering and synthetic leathers (cutting, jointing, painting, evaporation and plating, buffing, etc.)	1,273	38	630,286	2.8
	229719	Plastic products, n.e.c.	1,178	56	520,383	6.5
	229219	Miscellaneous plastic containers	852	13	484,089	1.3
	229111	Daily household articles, kitchenware, table ware and bath articles	1,590	67	451,794	5.1
	229211	Plastic hollow containers	782	31	429,554	0.1
	224111	Foamed plastic products, flexible and semi-rigid	583	35	372,185	5.5
<b>Rubber products</b>						
	233329	Miscellaneous mechanical rubber products	798	44	521,589	11.0
	231113	Tires for passenger cars	17	0	434,767	0.9
	233313	Rubber packing	1,188	58	306,372	7.1
	233311	Vibration-proof rubber	352	6	239,163	12.3
	231111	Tires for trucks and buses	12	0	194,130	0.9
	233211	Rubber hoses	95	7	133,613	3.0
	231112	Tire for small trucks	17	1	119,301	6.0
	239919	Miscellaneous rubber gloves	393	29	111,670	4.1
	233312	Rubber rolls	222	15	84,170	0.6
	231115	Tires for special vehicles and aircrafts	20	2	79,539	8.6

**Table 3 Situation of value of shipment of top commodities  
by industrial sub-classification (continued)  
(Establishments with 4 or more employees, 2001)**

Industry	Commodity number	Commodity name	Number of establishments	Value of shipment		
				Difference from previous year	Y/Y (%)	
<b>Leather tanning, leather products and fur skins</b>						
	244112	Women's and children's leather footwear	409	6	146,086	3.7
	247111	Small leather cases	502	29	69,768	9.5
	244111	Men's leather footwear, 23 cm or more length	149	9	57,352	17.6
	241111	Adult cow instep straps	128	11	44,363	9.5
	247211	Leather handbags	251	13	41,017	9.3
	246129	Miscellaneous luggage	203	11	32,681	2.5
	242111	Mechanical leather products	48	0	24,576	17.8
	243111	Cut stock and findings for boots and shoes	133	5	20,338	3.5
	244114	Work shoes	21	4	18,771	1.2
	246112	Leather brief cases, school bags and knapsacks	93	11	16,257	12.0
<b>Ceramics, stone and clay products</b>						
	252211	Fresh concrete	3,903	95	1,705,615	6.4
	252317	Concrete products for roads	1,531	58	362,099	4.6
	252111	Portland cement	39	3	360,014	11.7
	258111	Crushed stones	1,062	59	312,323	8.2
	251919	Miscellaneous glass and its products	256	10	266,044	8.4
	252319	Miscellaneous concrete products	825	46	250,623	5.9
	254413	Fine ceramic IC boards and fine ceramic IC packages, sintered and unmachined	29	5	221,697	3.3
	258311	Cut-stones and stoneware products	1,648	225	193,261	7.2
	252316	Concrete blocks for construction	1,051	44	179,936	12.3
	251313	Glass bulbs for electron tubes, including tubes and bars	13	1	163,079	18.0
<b>Iron and steel</b>						
	269211	Iron and steel cut products, including iron and steel cast products	1,524	43	1,332,397	6.1
	265211	Galvanized steel sheets, including galvanized steel loops	46	1	829,399	10.5
	261125	Steel strips	15	1	701,852	10.7
	261144	Steel for special purposes	45	1	641,880	4.0
	266111	Iron casting for machinery	804	57	467,364	4.3
	261123	Medium thick sheet, 3 mm or more thickness	19	3	434,966	2.0
	266411	Secondary forging	351	16	369,241	4.9
	261116	Shape steel, including steel sheet piles, rim, and ring covers and sash bars	27	2	353,603	3.5
	261118	Small bar steel	56	4	342,348	4.5
	261131	Cold rolled common wide steel loop in coil, less than 600-mm width	14	3	312,722	12.5
<b>Non-ferrous metals and products</b>						
	273311	Rolled aluminum products	95	11	602,896	11.3
	274113	Copper-clad wire	233	24	397,465	13.4
	275311	Aluminum and aluminum alloy die castings	448	30	394,732	6.3
	272311	Regenerated pig aluminum and aluminum alloy	192	15	362,317	0.0
	273312	Extruded aluminum products	144	5	297,417	5.8
	274116	Telecommunication cable	75	6	286,393	13.8
	273111	Rolled and drawn copper products	114	3	224,261	10.4
	271112	Electrolytic copper and straight copper, including steel billet and cake	9	1	199,263	1.0
	275211	Aluminum and aluminum alloy castings	515	57	197,537	5.4
	271929	Miscellaneous non-ferrous metals by primary smelting and refining	66	0	191,361	4.3
<b>Fabricated metal products</b>						
	284319	Miscellaneous fabricated plate and sheet metal products	5,829	435	879,818	2.1
	284111	Steelworks	3,597	428	874,942	3.0
	284229	Miscellaneous prefabricated architectural metal products	2,341	144	836,147	5.6
	285211	Stamped and pressed machinery parts, without machine finishing	3,009	115	764,430	8.5
	284119	Miscellaneous fabricated construction-use metal products	2,967	225	762,501	4.9
	284113	Bridges	287	15	601,403	0.7
	288111	Bolts and nuts	1,230	107	539,619	2.6
	284211	Aluminum sashes for housing	992	105	495,492	8.8
	281112	Food cans	40	1	372,444	9.4
	284212	Aluminum sashes for building	443	1	303,595	7.8

**Table 3 Situation of value of shipment of top commodities  
by industrial sub-classification (continued)  
(Establishments with 4 or more employees, 2001)**

Industry	Commodity number	Commodity name	Number of establishments	Difference from previous year	Value of shipment	
					(million yen)	Y/Y (%)
<b>General machinery</b>						
	298121	Parts, attachments and accessories of office machines	943	69	1,092,177	12.9
	296711	Treatment equipment for wafer process (electronic circuit forming)	140	5	697,844	4.4
	299614	Molds for plastic	2,612	216	608,038	4.7
	298912	Pinball machines and slot machines	116	2	590,928	1.3
	297929	Parts, attachments and accessories of miscellaneous general industrial machinery and equipment	2,320	82	566,115	5.9
	297919	Miscellaneous general industrial machinery and equipment	771	6	562,370	12.5
	299611	Molds for pressing	2,652	220	520,459	2.8
	293111	Shovel excavators	30	3	504,423	8.0
	298119	Miscellaneous office machines	227	18	467,437	10.2
	294311	Parts, fittings and accessories of metal working machines	2,679	118	465,159	1.1
<b>Electrical machinery, equipment and supplies</b>						
	308312	Metal oxide semiconductor IC	89	1	3,768,999	17.2
	305112	Personal computers	55	4	2,659,662	10.7
	308919	Miscellaneous electronic parts	1,295	158	2,345,440	18.9
	304213	Cellular telephone sets and PHS telephone sets	67	8	1,852,825	12.0
	308913	Liquid crystal elements	69	1	1,423,657	12.8
	305161	Parts, attachments and accessories of data processing machines, digital and analog computers and auxiliary equipment	806	67	1,036,300	4.1
	301621	Parts, attachments and accessories of auxiliary equipment for internal combustion engines	896	63	1,003,599	4.3
	308412	Fixed capacitors	142	6	848,430	24.4
	301312	Monitor and control equipment	1,478	67	831,205	5.1
	305131	Printers	70	7	819,712	14.0
<b>Transportation equipment</b>						
	311112	Ordinary passenger cars, 2000 cc cylinder capacity, including chassis	19	0	6,732,051	5.0
	311111	Light and small passenger cars, less than 2000 cc cylinder capacity, including chassis	24	2	6,264,932	3.3
	311329	Miscellaneous parts of motor vehicles, including parts of motorcycles	2,463	92	5,693,283	4.9
	311315	Parts of driving, transmission and operating units	1,258	1	3,711,006	3.6
	311314	Parts, attachments and accessories of internal combustion engines for motor vehicles	1,546	68	2,552,452	1.1
	311317	Parts of chassis and bodies	1,506	18	2,313,081	0.5
	311114	Trucks, including tractors	18	2	2,289,188	1.9
	311311	Gasoline engines for motor vehicles	25	1	1,511,073	9.2
	311331	KD sets (passenger cars, buses and trucks)	24	0	1,254,924	8.0
	311316	Parts of suspension and brake systems	699	17	1,103,529	1.2
<b>Precision instruments and machinery</b>						
	323111	Medical instruments, apparatus and equipment	398	34	612,821	4.7
	321919	Miscellaneous measuring instruments	295	9	313,363	1.4
	325413	Optical lenses	183	4	232,935	6.7
	325213	Photographic machines and related instruments	71	9	168,461	11.0
	327111	Watches including movements	14	1	163,094	11.5
	325214	Parts, attachments and accessories for cameras	428	51	143,410	7.8
	321612	Precision measuring machines and instruments	218	12	133,910	38.7
	321311	Balances and scales	116	4	130,218	0.0
	321719	Miscellaneous analytical instruments	82	6	121,951	8.4
	325211	35-mm cameras	16	3	106,865	24.5
<b>Miscellaneous manufacturing products</b>						
	343112	Household TV games	5	4	620,440	73.1
	349913	Safety protectors and life saving apparatus	164	2	299,481	1.3
	349915	Romm units	66	4	277,630	1.9
	349914	Unit housing	26	1	242,540	9.2
	349211	Signboards, signs and display equipment, not electrical and mechanical	2,061	210	223,757	7.4
	343419	Miscellaneous sporting and athletic goods	338	15	185,005	4.5
	349212	Signboards, signs and display equipment electrical and mechanical	1,344	108	168,562	0.1
	341111	Precious metal products, including jewels, ivory and turtle products	502	24	167,780	1.6
	349919	Miscellaneous manufacturing products, n.e.c.	528	19	162,875	0.0
	343113	Electronic toys, using integrated circuits (IC)	33	5	148,746	31.1

### 3. Top ranking commodities by prefecture

#### (1) Number of establishments by commodity

When viewing the number of establishments by prefecture, “planograph (offset) printing” ranked 1st in 19 prefectures (19 prefectures in the previous year), followed by “lumber products” which ranked 1st for boards in 7 prefectures and squares in 4 prefectures.

In addition to those prefectures, various specialties ranked 1st in each prefecture. For example, “dried seafood products, salted and dried seafood products, boiled and dried seafood products, salted seafood products” in “Hokkaido”, “cut-stones and stoneware products” in “Ibaragi”, “frames” in “Fukui”, “precious metal products including jewels, ivory and turtle products” in “Yamanashi”, “green tea (processed)” in “Shizuoka”, “Japanese noodles including “*udon*” noodles and “*somen*” noodles” in “Kagawa” and “Nagasaki”, “towels (except handkerchiefs)” in “Ehime”, “Japanese-style ceramic tableware” in “Gifu” and “Saga”, and “semi-processed green tea” in “Kagoshima”. These were the top ranking commodities nationwide (Table 4).

**Table 4: 1st to 3rd ranking commodities with the highest number of manufacturing establishments by prefecture (Establishments with 4 or more employees, 2001)**

	1st ranking commodity				2nd ranking commodity				3rd ranking commodity			
	Commodity	Number of establishments	National composition ratio	National ranking	Commodity	Number of establishments	National composition ratio	National ranking	Commodity	Number of establishments	National composition ratio	National ranking
National total	Planograph (offset) printing	11,496	-	-	Miscellaneous fabricated plate and sheet metal products	5,829	-	-	Fittings, other than metal fittings	5,031	-	-
Hokkaido	Dried seafood products, salted and dried seafood products, boiled and dried seafood products and salted seafood products	557	20.5	1	Miscellaneous seafood products	533	17.7	1	Planograph (offset) printing	500	4.3	4
Aomori	Planograph (offset) printing	128	1.1	27	Lumbers less than 7.5 cm depth of minimum cross section, with less than 4 times width larger than depth	119	2.7	13	Boards less than 7.5cm in depth at minimum cross section	113	2.5	18
Iwate	Boards less than 7.5cm in depth at minimum cross section	136	3.0	10	Squares 7.5cm or more in depth and width	134	3.0	9	Lumbers less than 7.5 cm depth of minimum cross section, with less than 4 times width larger than depth	130	3.0	8
Miyagi	Planograph (offset) printing	213	1.9	14	Miscellaneous seafood products	180	6.0	3	Miscellaneous frozen seafood products	124	9.1	4
Akita	Boards less than 7.5cm in depth at minimum cross section	164	3.7	6	Lumbers less than 7.5 cm in depth of minimum cross section, with less than 4 times width larger than depth	150	3.4	6	Squares 7.5cm or more depth and width	144	3.3	8
Yamagata	Planograph (offset) printing	139	1.2	24	Boards less than 7.5cm depth at minimum cross section	120	2.7	15	Lumbers less than 7.5 cm depth of minimum cross section, with less than 4 times width larger than depth	118	2.7	14
Fukushima	Planograph (offset) printing	179	1.6	18	Lumbers less than 7.5 cm depth of minimum cross section, with less than 4 times width larger than depth	170	3.9	5	Boards less than 7.5cm in depth at minimum cross section	166	3.7	4
Ibaragi	Cut stones and stoneware products	261	15.8	1	Planograph (offset) printing	184	1.6	17	Miscellaneous processed foods	159	3.9	8
Tochigi	Fittings, other than metal fittings	179	3.6	7	Planograph (offset) printing	161	1.4	19	Boards less than 7.5cm depth at minimum cross section	116	2.6	17
Gunma	Miscellaneous parts for motor vehicles, including parts for motorcycles	188	7.6	4	Planograph (offset) printing	145	1.3	22	Molds for pressing	143	5.4	7
Saitama	Planograph (offset) printing	469	4.1	5	Miscellaneous fabricated plate and sheet metal products	346	5.9	4	Corrugated boxes	248	8.3	4
Chiba	Planograph (offset) printing	247	2.1	12	Miscellaneous processed foods	164	4.0	7	Miscellaneous fabricated plate and sheet metal products	153	2.6	12
Tokyo	Planograph (offset) printing	2,180	19.0	1	Books	788	77.3	1	Photoengraving, including photo type-setting	758	34.0	1
Kanagawa	Miscellaneous fabricated plate and sheet metal products	442	7.6	3	Planograph (offset) printing	417	3.6	7	Stamped and pressed machinery parts, without machine fittings	225	7.5	4
Niigata	Planograph (offset) printing	263	2.3	10	Lumbers less than 7.5 cm depth of minimum cross section, with less than 4 times width larger than depth	181	4.1	3	Miscellaneous stamped and pressed metal products	179	20.0	1
Toyama	Planograph (offset) printing	141	1.2	23	Miscellaneous seafood products	83	2.8	12	Miscellaneous fabricated plate and sheet metal products	83	1.4	19
Ishikawa	Planograph (offset) printing	158	1.4	20	Narrow fabrics	124	32.2	1	Japanese-style pastries and cakes	103	3.1	8
Fukui	Frames	132	89.8	1	Narrow fabrics	117	30.4	2	Squares 7.5cm or more in depth and width	96	2.2	23
Yamanashi	Precious metal products, including jewel, ivory and turtle products	154	30.7	1	Planograph (offset) printing	77	0.7	41	Plastic products for electrical machinery and apparatus	51	2.4	12
Nagano	Planograph (offset) printing	260	2.3	11	Boards less than 7.5cm in depth at minimum cross section	140	3.1	9	Vegetable pickled or in brine, including fruits pickled or in brine	130	6.3	1

**Table 4: 1st to 3rd ranking commodities with the highest number of manufacturing establishments by prefecture (continued)  
(Establishments with 4 or more employees, 2001)**

	1st ranking commodity				2nd ranking commodity				3rd ranking commodity			
	Commodity	Number of establishments	National composition ratio	National ranking	Commodity	Number of establishments	National composition ratio	National ranking	Commodity	Number of establishments	National composition ratio	National ranking
Gifu	Japanese-style ceramic tableware	363	26.4	1	Planograph (offset) printing	200	1.7	16	Fittings, other than metal fittings	160	3.2	11
Shizuoka	Green tea (processed)	336	42.2	1	Planograph (offset) printing	311	2.7	9	Miscellaneous parts for motor vehicles, including parts for motorcycles	287	11.7	2
Aichi	Planograph (offset) printing	691	6.0	3	Miscellaneous fabricated plate and sheet metal products	630	10.8	2	Plastic products for automobiles	601	27.6	1
Mie	Squares 7.5cm or more depth and width	195	4.4	2	Lumbers less than 7.5 cm depth of minimum cross section, with less than 4 times width larger than depth	180	4.1	4	Boards less than 7.5cm depth at minimum cross section	166	3.7	4
Shiga	Squares 7.5cm or more depth and width	77	1.7	30	Lumbers less than 7.5 cm depth of minimum cross section, with less than 4 times width larger than depth	75	1.7	31	Planograph (offset) printing	73	0.6	42
Kyoto	Planograph (offset) printing	237	2.1	13	Miscellaneous yarn0dyed narrow silk fabrics	136	36.6	1	Miscellaneous fabricated plate and sheet metal products	120	2.1	14
Osaka	Planograph (offset) printing	1,052	9.2	2	Miscellaneous fabricated plate and sheet metal products	670	11.5	1	Corrugated boxes	363	12.1	1
Hyogo	Planograph (offset) printing	344	3.0	8	Miscellaneous fabricated plate and sheet metal products	298	5.1	6	Seaweed products	191	17.3	1
Nara	Socks	157	45.1	1	Squares 7.5cm or more depth and width	146	3.3	7	Boards less than 7.5cm depth at minimum cross section	119	2.6	16
Wakayama	Fittings, other than metal fittings	177	3.5	8	Vegetable pickled or in brine, including fruits pickled or in brine	122	5.9	2	Lumbers less than 7.5 cm depth of minimum cross section, with less than 4 times width larger than depth	104	2.4	19
Tottori	Squares 7.5cm or more depth and width	45	1.0	39	Boards less than 7.5cm depth at minimum cross section	42	0.9	39	Lumbers less than 7.5 cm depth of minimum cross section, with less than 4 times width larger than depth	41	0.9	39
Shimane	Boards less than 7.5cm depth at minimum cross section	108	2.4	19	Squares 7.5cm or more depth and width	104	2.4	19	Lumbers less than 7.5 cm depth of minimum cross section, with less than 4 times width larger than depth	96	2.2	21
Okayama	Planograph (offset) printing	150	1.3	21	Fittings, other than metal fittings	112	2.2	15	Miscellaneous fabricated plate and sheet metal products	88	1.5	17
Hiroshima	Miscellaneous fabricated plate and sheet metal products	223	3.8	8	Planograph (offset) printing	213	1.9	14	Fittings, other than metal fittings	129	2.6	13
Yamaguchi	Planograph (offset) printing	119	1.0	30	Dried seafood products, salted and dried seafood products, boiled and dried seafood products and salted seafood products	113	4.2	6	Fittings, other than metal fittings	99	2.0	18
Tokushima	Boards less than 7.5cm depth at minimum cross section	89	2.0	26	Lumbers less than 7.5 cm depth of minimum cross section, with less than 4 times width larger than depth	88	2.0	25	Squares 7.5cm or more depth and width	83	1.9	28
Kagawa	Japanese noodles	183	6.5	2	Cut stones and stoneware products	114	6.9	3	Planograph (offset) printing	110	1.0	33
Ehime	Towels, except handkerchiefs	139	42.9	1	Squares 7.5cm or more depth and width	124	2.8	12	Boards less than 7.5cm depth at minimum cross section	123	2.7	14
Kochi	Boards less than 7.5cm depth at minimum cross section	104	2.3	20	Squares 7.5cm or more depth and width	100	2.3	21	Lumbers less than 7.5 cm depth of minimum cross section, with less than 4 times width larger than depth	94	2.1	23
Fukuoka	Planograph (offset) printing	433	3.8	6	Fittings, other than metal fittings	259	5.1	3	Miscellaneous fabricated plate and sheet metal products	203	3.5	9
Saga	Japanese-style ceramic tableware	172	12.5	3	Pottery ornaments	80	11.2	2	Planograph (offset) printing	70	0.6	43
Nagasaki	Japanese noodles	301	10.8	1	Dried seafood products, salted and dried seafood products, boiled and dried seafood products and salted seafood products	125	4.6	5	Planograph (offset) printing	101	0.9	35
Kumamoto	Squares 7.5cm or more depth and width	147	3.3	6	Boards less than 7.5cm depth at minimum cross section	145	3.2	7	Lumbers less than 7.5 cm depth of minimum cross section, with less than 4 times width larger than depth	143	3.3	7
Oita	Boards less than 7.5cm depth at minimum cross section	131	2.9	11	Squares 7.5cm or more depth and width	125	2.8	11	Lumbers less than 7.5 cm depth of minimum cross section, with less than 4 times width larger than depth	123	2.8	10
Miyazaki	Boards less than 7.5cm depth at minimum cross section	104	2.3	20	Planograph (offset) printing	98	0.9	36	Lumbers less than 7.5 cm depth of minimum cross section, with less than 4 times width larger than depth	97	2.2	20
Kagoshima	Semi-finished green tea	140	20.8	2	Planograph (offset) printing	136	1.2	25	Miscellaneous seafood products	121	4.0	7
Okinawa	Planograph (offset) printing	89	0.8	37	Fresh concrete	75	1.9	25	Aluminum sashes for housing	71	7.2	1

## (2) Shipment value by commodity

When observing commodities with the highest shipment value by prefecture, “medical products preparations, including preparations outside medicines” and “gasoline” both ranked 1st in 7 prefectures, “tobacco” in 5 prefectures, “ordinary passenger cars” in 4 prefectures and “light and small passenger cars” in 3 prefectures.

There were 10 prefectures in which electronic communication equipment-related products ranked 1st, “Metal oxide semiconductor IC” was 1st in 3 prefectures, “personal computers” in 2 prefectures, “fixed capacitors” in 2 prefectures, “data processing machines”, “digital and analog computers, equipment and accessories as well as printer” and “liquid elements” in 1 prefecture.

Observing the commodities ranking from 2nd place on, electronic communication equipment-related products are all top ranked in each prefecture.

In prefectures where automobile-related products rank 1st, there were 4 prefectures in which “ordinary passenger cars” came 1st, 3 prefectures for “light and small passenger cars”, and 1 prefecture for “parts for driving, transmission and operating units”, adding up to 8 prefectures.

For the commodities from 2nd place on, as with the electronic communication-related products, automobile-related products were all top ranked in each prefecture.

Furthermore, “medical product preparations, including non-medicine preparations”, “gasoline”, and “tobacco” are also top ranking commodities (Table 5).

**Table 5: 1st to 3rd ranking in terms value of shipment by prefecture  
(Establishments with 4 or more employees, 2001)**

(Unit: million yen, %)

	1st ranking commodity				2nd ranking commodity				3rd ranking commodity			
	Commodity	Value of shipment	National composition ratio	National ranking	Commodity	Value of shipment	National composition ratio	National ranking	Commodity	Value of shipment	National composition ratio	National ranking
National total	Ordinary passenger cars, 2000cc capacity or more, including chassis	67,321	-	-	Light and small passenger cars, less than 2000cc capacity, including chassis	62,649	-	-	Medical products preparations, including preparations outside medicines	58,383	-	-
Hokkaido	Dried seafood products, salted and dried seafood products, boiled and dried seafood products and salted seafood products	2,000	30.6	1	Dried seafood products, salted and dried seafood products, boiled and dried seafood products and salted seafood products	1,823	37.3	1	Miscellaneous seafood products	1,750	17.1	1
Aomori	Painted printing paper	x	x	2	Miscellaneous seafood products	416	4.1	8	Pars, attachments and accessories for office machines	388	3.5	8
Iwate	Ordinary passenger cars, 2000cc capacity or more, including chassis	x	x	8	Cellular and PHS telephone	1,427	7.7	7	Tobacco	x	x	8
Miyagi	Gasoline	x	x	8	Miscellaneous frozen seafood products	863	13.2	2	Metal oxide semiconductor IC	838	2.2	15
Akita	Fixed capacitors	2,755	32.5	1	Miscellaneous electronic parts	536	2.3	15	Liquid crystal element	x	x	7
Yamagata	Personal computers	1,996	7.5	6	Metal oxide semiconductor IC	1,659	4.4	8	Miscellaneous electronic parts	1,083	4.6	7
Fukushima	Malt liquor	x	x	1	Medical products preparations, including preparations outside medicines	1,847	3.2	12	Personal computers	x	x	7
Ibaragi	Medical products preparations, including preparations outside medicines	2,203	3.8	8	Pars, attachments and accessories for office machines	2,077	19	1	Nuclear power reactors and parts	2,004	44.9	1
Tochigi	Tobacco	x	x	2	Medical products preparations, including preparations outside medicines	2,790	4.8	6	Ordinary passenger cars, 2000cc capacity or more, including chassis	x	x	7
Gunma	Light and small passenger cars, less than 2000cc capacity, including chassis	x	x	6	Trucks, including tractors	x	x	3	Miscellaneous parts of motor vehicles, including parts of motorcycles	2,627	4.6	6
Saitama	Medical products preparations, including preparations outside medicines	6,917	11.8	2	Planograph (offset) printing	4,706	10.3	3	Light and small passenger cars, less than 2000cc capacity, including chassis	x	x	5
Chiba	Gasoline	6,568	15.6	2	Household TV games	x	x	1	Galvanized steel sheets, including galvanized steel	2,069	24.9	1
Tokyo	Planograph (offset) printing	12,636	27.5	1	Personal computers	8,449	31.8	1	Books	8,155	88	1
Kanagawa	Gasoline	7,748	18.4	1	Ordinary passenger cars, 2000cc capacity or more, including chassis	x	x	3	Stamped and pressed machinery parts, without machine finishing	4,942	21.6	2
Niigata	Baked rice confections	1,268	42.5	1	Miscellaneous electronic parts	1,144	4.9	5	Miscellaneous stamped and pressed metal products	1,080	16.1	1
Toyama	Medical products preparations, including preparations outside medicines	2,178	3.7	9	Metal oxide semiconductor IC	1,698	4.5	7	Aluminum sashes for housing	1,686	34	1
Ishikawa	Tobacco	x	x	4	Displays	930	23.7	1	Office computers	x	x	2
Fukui	Fixed capacitors	789	9.3	4	Frames	640	97.2	1	Rolled aluminum products	x	x	3
Yamanashi	Precious metal products, including jewels, ivory and turtle products	1,052	15.1	2	Numerical control equipment	x	x	1	Semiconductor devices	551	14.7	1
Nagano	Printers	2,471	30.1	1	Liquid crystal element	2,407	16.9	2	Personal computers	1,552	5.8	8

**Table 5: 1st to 3rd ranking in terms of value of shipment by prefecture (continued)**  
(Establishments with 4 or more employees, 2001)

(Unit: million yen , %)

	1st ranking commodity				2nd ranking commodity				3rd ranking commodity			
	Commodity	Value of shipment	National composition ratio	National ranking	Commodity	Value of shipment	National composition ratio	National ranking	Commodity	Value of shipment	National composition ratio	National ranking
Gifu	Medical products preparations, including preparations outside medicines	1,336	2.3	14	Household TV games	x	x	2	Video cameras, including integrated VTR-EVR, other than broadcast vide cameras	x	x	3
Shizuoka	Green tea (processed)	9,734	26.2	2	Light and small passenger cars, less than 2000cc capacity, including chassis	x	x	3	Miscellaneous parts of motor vehicles, including parts of motorcycles	5,950	10.5	2
Aichi	Ordinary passenger cars, 2000cc capacity or more, including chassis	37,007	55	1	Miscellaneous parts of motor vehicles, including parts of motorcycles	24,679	43.3	1	Plastic products for automobiles	20,378	32.5	1
Mie	Light and small passenger cars, less than 2000cc capacity, including chassis	x	x	2	Metal oxide semiconductor IC	2,988	7.9	4	Truck bodies	2,978	27.5	2
Shiga	Parts, attachments and accessories for data processing machines, digital and analog computers and auxiliary equipment	2,433	23.5	1	Medical products preparations, including preparations outside medicines	2,253	3.9	7	Light and small passenger cars, less than 2000cc capacity, including chassis	x	x	9
Kyoto	Tobacco	x	x	3	Miscellaneous yarn dyed narrow silk fabrics	x	x	4	Cassettes for games	x	x	1
Osaka	Medical products preparations, including preparations outside medicines	9,559	16.4	1	Planograph (offset) printing	5,654	12.3	2	Gasoline	4,494	10.7	3
Hyogo	Medical products preparations, including preparations outside medicines	3,022	5.2	5	sake, including unrefined "sake"	2,129	29.5	1	Seaweed products	1,986	44.5	2
Nara	Liquid crystal elements	1,753	12.3	3	Miscellaneous semiconductor elements	x	x	1	Personal computers	x	x	10
Wakayama	Gasoline	x	x	6	Tobacco	x	x	11	Air conditioners, other than window and separate types	702	21.9	2
Tootori	Tobacco	x	x	5	Miscellaneous electronic parts	919	3.9	12	Painted printing paper	x	x	6
Shimane	Personal computers	x	x	5	Fixed capacitors	825	9.7	3	Cold rolled comomo steel loops in coil, less than 600mm in width	x	x	1
Okayama	Light and small passenger cars, less than 2000cc capacity, including chassis	x	x	4	Gasoline	x	x	4	Metal oxide semiconductor IC	x	x	9
Hiroshima	Ordinary passenger cars, 2000cc capacity or more, including chassis	x	x	4	Miscellaneous parts of motor vehicles, including parts of motorcycles	2,450	4.3	7	Steel strips	x	x	1
Yamaguchi	Gasoline	3,562	8.4	5	Ordinary passenger cars, 2000cc capacity or more, including chassis	x	x	5	Medical products preparations, including preparations outside medicines	1,920	3.3	11
Tokushima	Medical products preparations, including preparations outside medicines	2,123	3.6	10	Tobacco	x	x	14	Light emitting diode	x	x	1
Kagawa	Tobacco	x	x	9	Gasoline	x	x	13	Steel cargo shipbuilding, power vessel 20 gross tonnage or more	1,088	14	3
Ehime	Gasoline	x	x	11	Rolls of newprint	1,039	24.3	2	Metal oxide semiconductor IC	x	x	14
Kochi	Metal oxide semiconductor IC	x	x	19	Fresh concrete	263	1.5	21	Miscellaneous paper	232	8.1	4
Fukuoka	Ordinary passenger cars, 2000cc capacity or more, including chassis	x	x	2	Light and small passenger cars, less than 2000cc capacity, including chassis	x	x	7	Miscellaneous parts of motor vehicles, including parts of motorcycles	2,037	3.6	8
Saga	Miscellaneous non-ferros metals	x	x	1	Silicon wafers (surface polished)	616	14.6	1	Medical products preparations, including preparations outside medicines	609	1	23
Nagasaki	Water tube boilers	x	x	1	Hydraulic turbines	x	x	1	Steel cargo shipbuilding, power vessel 20 gross tonnage or more	1,111	14.3	2
Kumamoto	Metal oxide semiconductor IC	2,635	7	5	KD sets (motorcycles)	x	x	1	Miscellaneous parts of motor vehicles, including parts of motorcycles	816	1.4	12
Oita	Metal oxide semiconductor IC	4,729	12.5	1	Steel strips	x	x	2	Gasoline	x	x	12
Miyazaki	Meat and frozen meat , other than broilers	542	5.3	3	Broiler products, including cut products	521	12.3	2	Low-graded distilled spirits	503	10.8	4
Kagoshima	Meat and frozen meat , other than broilers	1,400	13.7	1	Balanced compound feeds	1,197	17	1	Fine ceramics IC, IC package	x	x	1
Okinawa	Gasoline	x	x	16	Fresh concrete	x	x	6	Aluminum sashes for housing	325	1.9	17

Note: "x" is given as the shipment value and the national composition ratio for those commodities for which figures are confidential by prefecture.