

平成 12 年

— 2 0 0 0 —

# プラスチック製品統計年報

YEARBOOK OF  
PLASTICS PRODUCTS STATISTICS

経済産業省経済産業政策局調査統計部編

Compiled by  
Research and Statistics Department  
Economic and Industrial Policy Bureau  
Ministry of Economy, Trade and Industry



## 序

経済産業省では、我が国鉱工業の生産活動と主要鉱工業製品の需給の実態を明らかにするため、生産動態統計調査及び各種の需給統計調査を毎月実施し、その結果を公表しております。

『プラスチック製品統計年報』は、平成12年に行ったプラスチック製品に関する生産動態統計調査の集計結果と、その他の関連統計を併せて収録したものであり、各方面に広く利用されることを期待しております。

本年報の刊行に当たり、統計調査にご協力いただいた関係各位に厚くお礼申し上げますとともに、本年報の一層の充実を図るため、各位のご叱正、ご教示を賜れば幸いに存じます。

平成13年6月

経済産業省経済産業政策局調査統計部長

種岡 弘明



## 目 次

|                  |    |                            |    |
|------------------|----|----------------------------|----|
| 序                |    | パイプ                        | 25 |
| 利用上の注意           | 5  | 継手                         | 26 |
| 概況               | 7  | 機械器具部品                     | 26 |
| 1. 一般概況          | 7  | 日用品・雑貨                     | 28 |
| 2. プラスチック製品工業の動向 | 8  | 容器                         | 29 |
| 3. 用途別動向         | 8  | 建材                         | 30 |
| 4. 原材料           | 9  | 発泡製品                       | 32 |
| 統計               | 12 | 強化製品                       | 34 |
| 1. 指数            | 12 | その他                        | 36 |
| 2. 生産・出荷・在庫統計    | 18 | 浴槽                         | 39 |
| 1. 総合統計表         | 18 | 浄化槽                        | 39 |
| 2. 品目別生産・出荷・在庫統計 | 19 | 3. 都道府県別生産統計               | 40 |
| プラスチック製品(合計)     | 19 | 4. 都道府県別販売統計               | 46 |
| フィルム             | 19 | <b>3 原材料樹脂別消費・在庫統計</b>     | 56 |
| フィルム軟質製品         | 20 | 1. 総合統計表                   | 56 |
| フィルム硬質製品         | 22 | 2. 原材料樹脂別消費・在庫統計           | 58 |
| シート              | 23 | 3. 都道府県別、原材料樹脂別、消費・在庫統計    | 78 |
| 板                | 23 | <b>4 労務統計</b>              | 84 |
| 合成皮革             | 25 | 1. 全国従業者数                  | 84 |
|                  |    | 2. 都道府県別従業者数               | 84 |
|                  |    | <b>参考統計</b>                | 85 |
|                  |    | 1. 原材料樹脂の生産・出荷・在庫統計        | 85 |
|                  |    | 2. 塩化ビニル管、継手及び板の生産・出荷・在庫統計 | 87 |

## Contents

|                                                                    |    |                                                                              |    |
|--------------------------------------------------------------------|----|------------------------------------------------------------------------------|----|
| Introduction                                                       |    | Plastic pipes                                                                | 25 |
| Notes for Utilization                                              | 5  | Plastic pipe fittings                                                        | 26 |
| General condition                                                  | 7  | Plastic products for machine tools and equipment parts                       | 26 |
| 1. General condition                                               | 7  | Plastic products for daily necessities and miscellaneous goods               | 28 |
| 2. The trend of Plastics products                                  | 8  | Plastic containers                                                           | 29 |
| 3. The trend of use                                                | 8  | Plastic material for building (construction)                                 | 30 |
| 4. Raw material                                                    | 9  | Plastic foam products                                                        | 32 |
| Statistics                                                         | 12 | Plastic reinforced products                                                  | 34 |
| 1. Indices                                                         | 12 | Other plastic products                                                       | 36 |
| 2. Production, shipments and producers' inventory                  | 18 | Bathtub                                                                      | 39 |
| 1. Synthetic statistical table                                     | 18 | Septic tank                                                                  | 39 |
| 2. Production, Shipments and Producer's Inventory (by commodities) | 19 | 3. Statistics by prefectures (production)                                    | 40 |
| Plastics products                                                  | 19 | 4. Statistics by prefectures (sales)                                         | 46 |
| Film (total)                                                       | 19 | <b>3 Consumption and inventory statistics by raw material</b>                | 56 |
| Film : Soft plastic goods                                          | 20 | 1. Synthetic statistical table                                               | 56 |
| Film : Hard plastic goods                                          | 22 | 2. Consumption and inventory statistics by raw material                      | 58 |
| Plastic sheets                                                     | 23 | 3. Consumption and inventory statistics by prefectures • Raw material resin  | 78 |
| Plastic plates                                                     | 23 | <b>4 Labor</b>                                                               | 84 |
| Plastic synthetic leathers (supported sheets)                      | 25 | 1. Number of regular employees by all japan                                  | 84 |
|                                                                    |    | 2. Number of regular employees by prefectures                                | 84 |
|                                                                    |    | <b>Reference statistics</b>                                                  | 85 |
|                                                                    |    | 1. Production,Shipment and Producers' Inventory of Plastic Materials         | 85 |
|                                                                    |    | 2. Production,Shipment and Producers' PVC Pipes and Pipe Fittings,PVC Plates | 87 |



# 利用上の注意

## 1 統計資料について

この年報は、統計法に基づく「通商産業省生産動態統計調査規則」（現在は、「経済産業省生産動態統計調査規則」）により実施されたプラスチック製品に関する平成12年の生産動態統計（指定統計第11号）の結果を、製品、原材料、労務を主とし、編集公表するものです。掲載数値は、毎月刊行される「プラスチック製品統計月報」で公表した後、更に補正する必要があるものについて補正した確定数値です。

## 2 調査の範囲について

- (1) この年報に収録された生産品目の調査範囲は、従業者40人以上の事業所を対象として調査したものです。
- (2) この年報で調査している製品は、原料各樹脂を使用して、各種の成形加工機により直接加工された一次製品を調査対象としています。したがって、下記の品目は、調査品目から除いております。
  - ① フィルム、チューブ、シート、合成皮革等の原反を購入し、切断、塗装、蒸着めっき、接着や溶着（溶剤接着、熱溶着、高周波溶着、超音波溶着、振動溶着等）して生産した二次加工製品で袋物、空気入れ玩具等
  - ② 板・管・棒等を購入し、打ち抜き又は切断・切削加工して生産した二次加工製品で、ボタン、歯車、軸受け等
  - ③ メラミン樹脂又は不飽和ポリエステル樹脂等の化粧板
  - ④ 合成樹脂塗料（塗料月報）
  - ⑤ 合成繊維（化学繊維月報）
  - ⑥ 絶縁材又は保護材として樹脂を被覆又は塗布した製品で、電線、ケーブル等（資源統計月報）
  - ⑦ 樹脂その他の物質を固めたもの、又は熱加工して生産した製品で、人造砥石、プレーキライニング、繊維板、合板等
  - ⑧ プラスチック製履物（ゴム製品月報）
  - ⑨ ウレタンフォーム（プラスチック月報）
  - ⑩ 接着剤
  - ⑪ 写真フィルム（写真感光材料月報）
  - ⑫ 磁気テープ（機械器具月報）

## 3 主要調査項目の定義について

生産……自工場で実際に生産された指定品目の生産をいいます（仕掛中の半製品は除く。）。

受入……自工場で生産している指定品目と同一の品目の受入をいいます。

消費……自工場での製品の原材料用、加工用として消費したものをいいます。

出荷……自工場から指定品目である製品（現物）を実際に出荷したものをいいます。

「販売」販売を目的として、例えば、消費者又は販売業者などに出荷したものをいいます。

「その他」①同一企業内他工場へ出荷したものをいいます。

②委託生産の原材料として出荷したものをいいます。

③受託生産品を生産業者である委託者へ出荷したものをいいます。

④自家使用したものをいいます。

販売金額……販売数量を生産者販売価格で評価したものです。

生産者販売価格とは、企業の販売価格から、積込量、運賃、保険料、その他の販売諸掛りを除いたもので、消費税を含みます。

在庫……指定品目を生産している工場で、同製品の生産品及び受入品の在庫をいいます。

月末常用従業者……月末現在において、実際に生産及び管理、その他の業務に常時従事する従業者をいいます。

## 4 その他

- (1) 数字の単位未満は四捨五入しているため、合計と内訳が必ずしも一致しないことがあります。
- (2) 数表の記号で「-」は実績なし、「…」は不詳、「0」は単位未満、「X」は数字の秘匿を意味します。
- (3) この年報に掲載された統計を他に転載するときは、必ず「平成12年プラスチック製品統計年報」による旨を明記してください。なお、他の調査による資料を転載したときは、それぞれの出所を明記してあります。
- (4) この年報の内容についてご質問のあるときは、下記に御連絡下さい。

東京都千代田区霞が関1丁目3番1号（郵便番号100-8902）

経済産業省 経済産業政策局 調査統計部

動態統計課 鉱工業動態統計室

電話 東京03-3501-1511(代) 内線2878

季節調整法は、生産・出荷及び稼働率指数については、センサス局法のX-12-ARIMAにより季節、曜日・祝祭日調整を行っています（本書で季節調整指数と記述している箇所は、季節、曜日・祝祭日調整済のものです）。在庫、在庫率指数については、センサス局法X-12-ARIMAのなかのX-11デフォルトにより、季節指数を平成6年1月～平成12年12月までの7年間で算出したものにより季節調整を行っています。なお、詳細については「経済産業省：鉱工業指数」を参照してください。

本年報は再生紙を使用しております。

## Guide to Statistical Tables

### 1. Statistical Material

This yearbook includes the results of the Current Production Statistics Survey (Designated Statistics No. 11) in 2000, which was carried out under MITI's Regulations for the Current Production Statistics Survey based on the Statistics Law. The yearbook deals with plastic products in terms chiefly of products, raw materials and labor. Some numbers in the yearbook were revised after published in the "Monthly Report on Plastic Products Statistics."

### 2. Scope of Survey

- (1) Establishments with 40 or more employees were surveyed.
- (2) The survey items are primary products made directly from resins by forming machinery, excluding the following:
  - ① Secondary products made by cutting, coating, evaporation-plating, gluing or welding (by solvent, heat, high-frequency, ultrasonic wave or vibration) purchased rolls of film, tube, sheet, synthetic leather, etc., including bags and air toys
  - ② Secondary products made by punching or cutting purchased plates, tubes and bars, including buttons, gears and bearings
  - ③ Boards coated with melamine resin or unsaturated polyester resin
  - ④ Synthetic resin paint (Monthly Report on Paints)
  - ⑤ Synthetic fiber (Monthly Report on Chemical Fibers)
  - ⑥ Products covered or coated with resin for insulation or protection, such as electric wires and cables (Monthly Report on Resources Statistics)
  - ⑦ Products made by hardening or heating resins and other materials, including artificial whetstone, brake lining, fiber boards, plywood, etc.
  - ⑧ Plastic footwear (Monthly Report on Rubber Products)
  - ⑨ Urethane foam (Monthly Report on Plastics)
  - ⑩ Glue
  - ⑪ Photographic film (Monthly Report on Photosensitive Materials)
  - ⑫ Magnetic tape (Monthly Report on Machinery and Equipment)

### 3. Definitions of Chief Survey Matters

Current Production Statistics Survey

Production: Production of the designated item produced actually by the plant (excluding semi-finished products).

Receipt: Receipt of the same item as the designated item produced by the plant.

Consumption: Consumption by the plant as materials for other products, processing or fuels.

Shipment: Actual shipment of the designated item (actual articles) from the plant.

"Sale": Shipment to consumers or retailers for sale.

"Others":

- ① Shipment to other plants of the same enterprise
- ② Shipment as raw materials for entrusted production
- ③ Shipment of entrusted production to the trustor
- ④ Use by the plant itself (as samples or gifts, or for exhibition, test or research)

Sales: Quantity of sales estimated by producer's price, which is the sales price excluding loading charge, freight charge, insurance premium and other sales expenses, and including consumer tax.

Inventory: Inventory of produced and received articles of the designated item that the plant produces.

End-of-month regular employees: Regular employees actually engaged in production, supervision and other duties at the end of a month.

### 4. Others

- (1) Numbers may not sum up to totals because of rounding.
- (2) Signs in the statistical tables mean the following:  
-: No results    ::: Unknown    0: Under the unit    X: Confidential
- (3) If you reproduce statistics included in this yearbook, write clearly that they are reproduced from the 2000 Yearbook of Plastic Products Statistics. When using materials from other surveys, we name the sources in this yearbook.
- (4) If you have any questions about this yearbook, inquire at the following:  
1-3-1 Kasumigaseki, Chiyoda-ku, Tokyo (〒100-8902)  
Office of Current Survey for Mining and Manufacturing Current Statistics Division, Research and Statistics Department,  
Economic and Industrial Policy Bureau of the Ministry of Economy Trade and Industry  
Tel. Tokyo 03-3501-1511(pilot), extension 2878

As for the indices of Industrial Production, Producer's Shipments and Operating Ratio, the Census Bureau's X-12-ARIMA method is adopted as the seasonal, trading day and holiday effect adjustment. (Note: in this report, 'seasonal adjustment index' means 'Seasonal, trading day and holiday effect adjustment index')  
As for the Indices of Producer's Inventories and Inventory Ratio, Census Method II (X-11 Default of X-12-ARIMA) is adopted and the indices are calculated from figures between January, 1994 and December, 2000. Please refer to 'METI: Indices of Industrial Production' for details.

This yearbook is made of recycled paper.



# 概 況

## 1. 一般概況

### —上昇傾向にあった鉱工業生産—

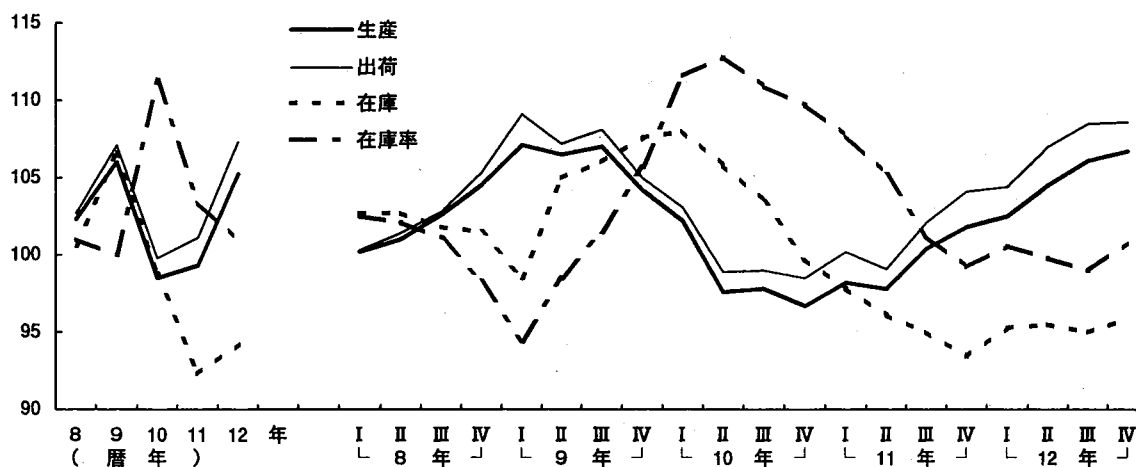
12年の鉱工業生産は、前年比で見ると5.9%と2年連続の上昇となり、平成7年基準で最高の伸び率となった。これは、年間を通じて情報化関連品目の生産が堅調に推移したことによる。

四半期別の動向をみると、1～3月期は電気機械工業、一般機械工業、鉄鋼業等が上昇したことから前期比0.7%

の上昇となった。4～6月期も電気機械工業、一般機械工業、鉄鋼業等が上昇したことから同2.0%の上昇となった。7～9月期は電気機械工業、化学工業、一般機械工業等が上昇したことから同1.5%の上昇となった。10～12月期は電気機械工業、輸送機械工業、一般機械工業等が上昇したことから同0.6%の上昇となった(第1図、第1表)。

第1図 鉱工業生産・出荷・在庫・在庫率の推移

(平成7年=100、季節調整済)



第1表 鉱工業指数等の推移

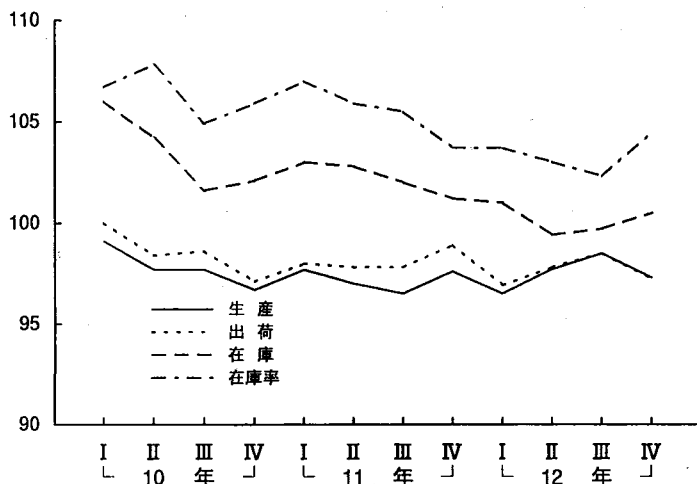
(平成7年=100、季節調整済)

|                               | 10年                | 11年               | 12年               | 11年                  |                       |                      |                      | 12年                  |                      |                      |                      |
|-------------------------------|--------------------|-------------------|-------------------|----------------------|-----------------------|----------------------|----------------------|----------------------|----------------------|----------------------|----------------------|
|                               |                    |                   |                   | I                    | II                    | III                  | IV                   | I                    | II                   | III                  | IV                   |
| 生産<br>(前期(年)比)<br>(前年同期比)     | 98.5<br>▲7.1<br>—  | 99.3<br>0.8<br>—  | 105.2<br>5.9<br>— | 98.2<br>1.6<br>▲3.8  | 97.8<br>▲0.4<br>▲0.6  | 100.4<br>2.7<br>3.1  | 101.8<br>1.4<br>4.8  | 102.5<br>0.7<br>6.3  | 104.5<br>2.0<br>7.1  | 106.1<br>1.5<br>5.5  | 106.7<br>0.6<br>4.9  |
| 出荷<br>(前期(年)比)<br>(前年同期比)     | 99.8<br>▲6.8<br>—  | 101.1<br>1.3<br>— | 107.3<br>6.1<br>— | 100.2<br>1.7<br>▲2.5 | 99.1<br>▲1.1<br>▲0.5  | 102.1<br>3.0<br>3.2  | 104.1<br>2.0<br>5.2  | 104.4<br>0.3<br>6.2  | 107.0<br>2.5<br>8.0  | 108.5<br>1.4<br>6.1  | 108.6<br>0.1<br>4.3  |
| 国内向け出荷<br>(前期(年)比)<br>(前年同期比) | 97.8<br>▲7.8<br>—  | 99.1<br>1.3<br>—  | 105.2<br>6.2<br>— | 98.4<br>2.0<br>▲2.8  | 97.1<br>▲1.3<br>0.0   | 99.8<br>2.8<br>3.3   | 101.6<br>1.8<br>4.9  | 102.4<br>0.8<br>6.1  | 104.4<br>2.0<br>7.3  | 106.5<br>2.0<br>6.6  | 106.6<br>0.1<br>4.9  |
| 輸出向け出荷<br>(前期(年)比)<br>(前年同期比) | 114.7<br>▲0.1<br>— | 116.5<br>1.6<br>— | 123.1<br>5.7<br>— | 115.2<br>1.8<br>▲0.2 | 112.9<br>▲2.0<br>▲3.1 | 118.7<br>5.1<br>2.1  | 122.3<br>3.0<br>7.0  | 121.6<br>▲0.6<br>7.1 | 126.0<br>3.6<br>12.2 | 121.8<br>▲3.3<br>3.7 | 121.3<br>▲0.4<br>0.8 |
| 在庫<br>(前期(年)末比)<br>(前年同期末比)   | 98.8<br>▲7.3<br>—  | 92.3<br>▲6.6<br>— | 94.4<br>2.3<br>—  | 97.8<br>▲1.9<br>▲9.7 | 96.1<br>▲1.7<br>▲8.8  | 95.0<br>▲1.1<br>▲8.0 | 93.4<br>▲1.7<br>▲6.6 | 95.3<br>2.0<br>▲2.3  | 95.5<br>0.2<br>▲0.6  | 95.0<br>▲0.5<br>▲0.2 | 95.9<br>0.9<br>2.3   |
| 在庫率<br>(前期(年)比)               | 111.3<br>11.3      | 103.4<br>▲7.1     | 100.1<br>▲3.2     | 107.7<br>▲1.8        | 105.2<br>▲2.3         | 101.2<br>▲3.8        | 99.2<br>▲2.0         | 100.6<br>1.4         | 99.8<br>▲0.8         | 99.0<br>▲0.8         | 100.8<br>1.8         |
| 稼働率<br>(前期(年)比)               | 95.6<br>▲8.3       | 94.9<br>▲0.7      | 99.2<br>4.5       | 94.8<br>1.2          | 93.1<br>▲1.8          | 96.2<br>3.3          | 96.7<br>0.5          | 98.0<br>1.3          | 99.4<br>1.4          | 100.0<br>0.6         | 98.9<br>▲1.1         |

(注) 1. 輸出向け出荷及び国内向け出荷は「鉱工業出荷内訳表」による。  
 2. 輸出向け出荷及び国内向け出荷の前年同期比は試算値である。  
 3. 年及び前年同期比の数値は原指数による。

第2図 プラスチック製品工業の生産・出荷・在庫指数及び在庫率指数

(平成7年=100, 季節調整済)



## 2. プラスチック製品工業の動向

### 生産は3年ぶりの上昇

平成12年のプラスチック製品工業の生産は、前年比0.7%と3年ぶりの上昇となった。これは土木建築用資材関連が引き続き低下したものの、生産資材関連、消費資材関連がそれぞれ上昇したことによる。

出荷は前年比▲0.2%とわずかではあるが3年連続の低下となった。これは生産資材関連が上昇となったものの、消費資材関連、土木建築用資材関連がそれぞれ低下したことによる。

在庫は前年末比▲1.0%と3年連続の低下となった。これは消費資材関連が上昇したものの、土木建築用資材関連、生産資材関連がいずれも低下したことによる(第2表、第2図)。

四半期別に生産をみると、1～3月期はプラスチック製パイプ、プラスチック製板、発泡プラスチック製品等が減少したことにより前期比▲1.1%と2期ぶりの低下、4～6月期はプラスチック製機械器具部品、発泡プラスチック製品、強化プラスチック製品(板・型物)等の増加から同1.2%の上昇、7～9月期はプラスチック製容器(中空成形)、プラスチック製パイプ、プラスチック製板等の増加から同0.8%の上昇、10～12月期はプラスチック製機械器具部品、プラスチック製容器(中空成形)、プラスチック製フィルム・シート等の減少から同▲1.2%の低下となった(第3表、第3図)。

## 3. 用途別動向

(1)生産資材関連の生産は前年比1.3%、出荷は同0.4%とともに3年ぶりの上昇となった。在庫は前年末比▲1.6%と2年連続の低下となった。

品目別に生産をみると、プラスチック製容器(中空成形)は依然として飲料用PETボトルの需要が好調なことから同5.0%と5年連続の増加となった。また、プラスチック製機械器具部品は輸送機械用部品の需要堅調から同0.6%と3年ぶりに増加となったほか、プラスチック製容器(中空成形以外)も運搬用パレット等の増加から同0.2%の増加となった。一方、合成皮革は靴向け等の減少から同▲4.3%の減少となった。

(2)消費資材関連の生産は前年比0.4%の上昇、出荷は同▲0.4%の低下となった。在庫は前年末比0.4%と3年ぶりの上昇となった。

品目別に生産をみると、プラスチック製フィルム・シートは前年比0.5%の増加、発泡プラスチック製品はスチレンペーパーの増加から同0.2%とわずかであるが増加となった。日用品・雑貨プラスチック製品は同0.0%の横ばいとなった。

(3)土木建築用資材関連の生産は前年比▲0.9%と4年連続の低下、出荷は同▲1.7%と3年連続の低下となった。在庫は前年末比▲5.8%と3年連続の低下となった。

品目別に生産をみると、建築需要の不振から強化プラスチック製品(板・型物)は前年比▲6.1%、プラスチック製

板も同▲1.3%とともに4年連続の減少となった。プラスチック製パイプは年前半の需要不振から同▲2.7%の減少となった。一方、プラスチック製建材は床材等の増加から同3.8%の増加となった(第2表、第5図)。

#### 4. 原材料

平成12年の原材料樹脂の消費量は、551万トン、前年比0.4%の増加となった。その内訳をみると、ポリエチレンは119万トン、同1.0%の増加、ポリプロピレンは113万トン、同2.0%の増加、一方、塩化ビニルは127万トン、同▲2.6%の減少、ポリスチレンは86万トン、同▲1.6%の減少となった(第4表、第6図)。

第2表 品目別生産・出荷・在庫指数の対前年増減率(%)

(平成7年=100)

| 品目         | 生産    |       |      | 出荷    |       |      | 在庫    |      |       |
|------------|-------|-------|------|-------|-------|------|-------|------|-------|
|            | 10年   | 11年   | 12年  | 10年   | 11年   | 12年  | 10年   | 11年  | 12年   |
| プラスチック製品総合 | ▲5.8  | ▲0.7  | 0.7  | ▲5.9  | ▲0.4  | ▲0.2 | ▲3.0  | ▲1.1 | ▲1.0  |
| フィルム・シート   | ▲5.2  | 1.4   | 0.5  | ▲4.6  | 1.1   | ▲0.2 | ▲3.3  | ▲0.2 | 0.9   |
| 板          | ▲9.5  | ▲0.9  | ▲1.3 | ▲7.9  | 1.2   | ▲3.4 | ▲8.6  | ▲9.4 | ▲5.0  |
| 合成皮革       | ▲12.5 | 0.5   | ▲4.3 | ▲10.9 | ▲0.8  | ▲4.3 | 6.8   | 5.3  | ▲13.3 |
| パイプ        | ▲6.2  | 4.5   | ▲2.7 | ▲5.5  | 5.8   | ▲2.2 | 2.8   | ▲3.4 | ▲6.7  |
| 機械器具部品     | ▲6.8  | ▲2.3  | 0.6  | ▲7.2  | ▲1.4  | 0.5  | 0.1   | 1.2  | ▲2.8  |
| 日用品・雑貨     | ▲9.2  | ▲2.0  | 0.0  | ▲10.3 | ▲3.7  | ▲1.6 | ▲17.9 | ▲0.9 | ▲5.0  |
| 容器(中空成形)   | 8.0   | 6.3   | 5.0  | 7.2   | 6.4   | 0.7  | 19.5  | ▲5.4 | 12.8  |
| 容器(中空成形以外) | ▲10.0 | ▲15.8 | 0.2  | ▲11.8 | ▲12.5 | 0.3  | ▲18.9 | ▲4.7 | ▲8.1  |
| 建材         | ▲13.8 | ▲7.5  | 3.8  | ▲12.5 | ▲7.9  | 3.8  | ▲4.5  | ▲0.5 | ▲6.3  |
| 発泡製品       | ▲6.2  | ▲2.4  | 0.2  | ▲6.2  | ▲1.9  | ▲0.6 | ▲1.0  | ▲2.1 | 2.3   |
| 強化製品(板・型物) | ▲11.7 | ▲5.3  | ▲6.1 | ▲11.0 | ▲6.6  | ▲7.3 | ▲7.6  | ▲7.2 | ▲3.3  |

注：在庫は年末指数

第3表 プラスチック製品の生産・出荷・在庫指数の期別増減率(%)

(平成7年=100、季節調整済)

| 品目  | 生産    |       | 出荷   |       | 在庫   |       |      |
|-----|-------|-------|------|-------|------|-------|------|
|     | 前期比   | 前年同期比 | 前期比  | 前年同期比 | 前期比  | 前年同期比 |      |
| 10年 | /     | ▲5.8  | /    | ▲5.9  | /    | ▲3.0  |      |
| 11年 |       | ▲0.7  |      | ▲0.4  |      | ▲1.1  |      |
| 12年 |       | 0.7   |      | ▲0.2  |      | ▲1.0  |      |
| 10年 | I 期   | ▲1.3  | ▲6.7 | ▲1.3  | ▲7.3 | 0.7   | 5.0  |
|     | II 期  | ▲1.4  | ▲7.9 | ▲1.6  | ▲7.6 | ▲1.7  | 1.8  |
|     | III 期 | 0.0   | ▲4.9 | 0.2   | ▲4.6 | ▲2.5  | ▲2.3 |
|     | IV 期  | ▲1.0  | ▲3.5 | ▲1.5  | ▲3.9 | 0.5   | ▲3.0 |
| 11年 | I 期   | 1.0   | ▲1.2 | 0.9   | ▲1.7 | 0.9   | ▲2.7 |
|     | II 期  | ▲0.7  | ▲0.8 | ▲0.2  | ▲0.8 | ▲0.2  | ▲1.4 |
|     | III 期 | ▲0.5  | ▲1.3 | 0.0   | ▲0.7 | ▲0.8  | ▲0.2 |
|     | IV 期  | 1.1   | 0.3  | 1.1   | 1.2  | ▲0.8  | ▲1.1 |
| 12年 | I 期   | ▲1.1  | 0.5  | ▲2.0  | 0.5  | ▲0.2  | ▲1.8 |
|     | II 期  | 1.2   | 0.9  | 0.9   | 0.1  | ▲1.6  | ▲3.4 |
|     | III 期 | 0.8   | 1.9  | 0.7   | 0.4  | 0.3   | ▲2.8 |
|     | IV 期  | ▲1.2  | ▲0.3 | ▲1.3  | ▲1.7 | 0.8   | ▲1.0 |

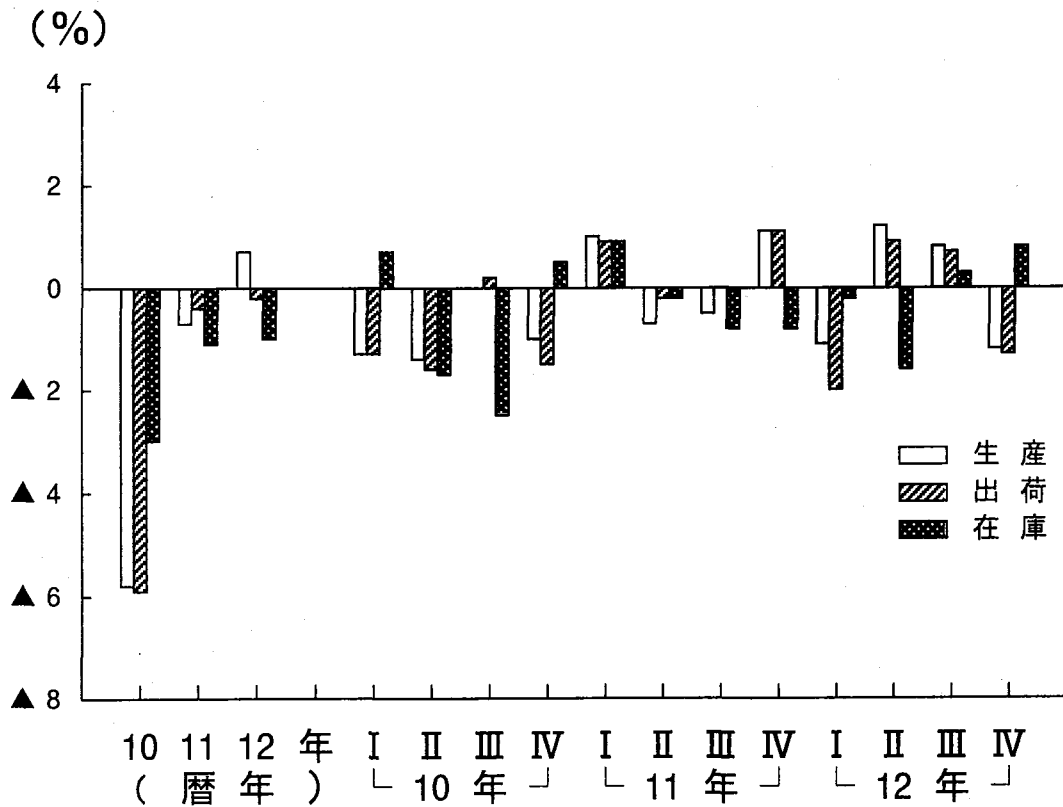
注：1) 在庫は年末指数、四半期は期末指数  
2) 前年同期比は原指数

第4表 原材料消費量及び対前年増減率 (%)

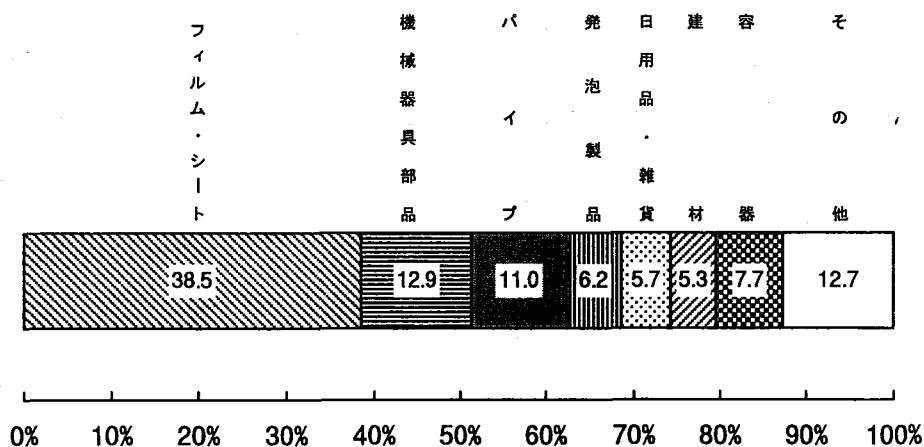
| 樹脂別     | 11年       | 12年       | 前年比  |
|---------|-----------|-----------|------|
| 原材料消費計  | 5,484,046 | 5,508,710 | 0.4  |
| 塩化ビニル   | 1,298,661 | 1,265,099 | ▲2.6 |
| ポリエチレン  | 1,173,762 | 1,185,296 | 1.0  |
| ポリスチレン  | 873,283   | 859,331   | ▲1.6 |
| ポリプロピレン | 1,108,107 | 1,130,262 | 2.0  |
| その他樹脂   | 1,030,233 | 1,068,722 | 3.7  |

注. その他樹脂には、その他と上記特掲した以外の品目が含まれている。

第3図 プラスチック製品工業指数の前期比増減率 (季節調整済)

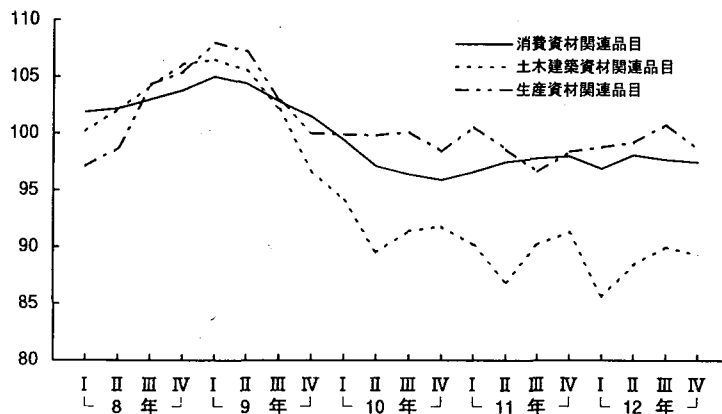


第4図 品目別生産量の構成比

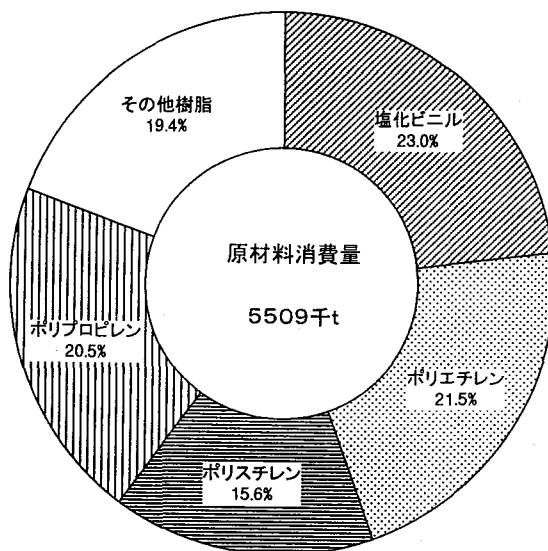


第5図 用途別生産指数の推移

(平成7=100, 季節調整済)



第6図 原材料樹脂別消費内訳の構成比 (%)



## (1)生産指数(付加価値額ウェイト)

1. 指

Indices of Industrial Production(value added Weights)

## 原指数 Non-adjusted Indices

| 年月       | 鉱工業<br>Mining & manufacturing | 製造工業<br>Manufacturing | プラスチック<br>製品工業<br>Plastic products | フィルム<br>・シート<br>Plastic film & sheets | 板<br>Plastic plates | 合成皮革<br>Plastic synthetic leathers (supported sheets) | パイプ<br>Plastic pipes |
|----------|-------------------------------|-----------------------|------------------------------------|---------------------------------------|---------------------|-------------------------------------------------------|----------------------|
| ウェイト     | 10000.0                       | 9975.8                | 404.0                              | 107.4                                 | 6.6                 | 10.2                                                  | 11.2                 |
| 平成 8年    | 102.3                         | 102.3                 | 102.4                              | 104.7                                 | 105.6               | 94.7                                                  | 107.5                |
| 9        | 106.0                         | 106.0                 | 103.7                              | 106.5                                 | 105.1               | 89.5                                                  | 107.5                |
| 10       | 98.5                          | 98.5                  | 97.7                               | 101.0                                 | 95.1                | 78.3                                                  | 100.8                |
| 11       | 99.3                          | 99.3                  | 97.0                               | 102.4                                 | 94.2                | 78.7                                                  | 105.3                |
| 12       | 105.2                         | 105.2                 | 97.7                               | 102.9                                 | 93.0                | 75.3                                                  | 102.5                |
| 平成10年度   | 97.5                          | 97.6                  | 97.4                               | 100.5                                 | 94.8                | 76.9                                                  | 101.3                |
| 11       | 100.9                         | 100.9                 | 97.1                               | 103.0                                 | 92.6                | 79.0                                                  | 104.0                |
| 平成12年 1月 | 93.5                          | 93.5                  | 89.2                               | 95.9                                  | 85.2                | 70.0                                                  | 93.8                 |
| 2        | 103.4                         | 103.4                 | 95.1                               | 97.6                                  | 81.6                | 78.0                                                  | 99.4                 |
| 3        | 117.8                         | 117.9                 | 102.5                              | 104.9                                 | 85.1                | 90.9                                                  | 105.3                |
| 4        | 101.4                         | 101.4                 | 99.4                               | 104.9                                 | 90.3                | 75.5                                                  | 78.6                 |
| 5        | 97.6                          | 97.7                  | 93.0                               | 98.1                                  | 89.4                | 72.3                                                  | 80.0                 |
| 6        | 107.5                         | 107.6                 | 100.8                              | 105.2                                 | 102.6               | 76.8                                                  | 94.3                 |
| 7        | 106.1                         | 106.2                 | 100.6                              | 105.3                                 | 98.0                | 75.3                                                  | 103.2                |
| 8        | 100.8                         | 100.8                 | 92.2                               | 95.3                                  | 89.0                | 70.3                                                  | 90.2                 |
| 9        | 110.2                         | 110.3                 | 100.2                              | 106.4                                 | 100.2               | 76.7                                                  | 128.0                |
| 10       | 108.1                         | 108.1                 | 102.0                              | 109.4                                 | 99.9                | 72.2                                                  | 123.7                |
| 11       | 108.2                         | 108.3                 | 100.7                              | 108.5                                 | 98.4                | 74.0                                                  | 122.8                |
| 12       | 107.3                         | 107.3                 | 96.7                               | 103.2                                 | 96.3                | 71.6                                                  | 110.6                |

## 季節調整済指数 Seasonally Adjusted Indices

|           |       |       |      |       |      |      |       |
|-----------|-------|-------|------|-------|------|------|-------|
| 平成12年 I 期 | 102.5 | 102.5 | 96.5 | 102.2 | 88.0 | 77.7 | 96.3  |
| II        | 104.5 | 104.6 | 97.7 | 103.2 | 92.3 | 75.3 | 99.9  |
| III       | 106.1 | 106.2 | 98.5 | 103.2 | 96.9 | 75.2 | 105.1 |
| IV        | 106.7 | 106.7 | 97.3 | 102.1 | 93.7 | 72.4 | 106.2 |
| 平成12年 1月  | 102.1 | 102.1 | 97.0 | 103.6 | 93.1 | 74.1 | 98.1  |
| 2         | 102.1 | 102.1 | 95.2 | 100.3 | 88.3 | 75.3 | 94.8  |
| 3         | 103.3 | 103.4 | 97.4 | 102.8 | 82.6 | 83.7 | 96.1  |
| 4         | 104.0 | 104.1 | 97.9 | 103.2 | 88.5 | 76.6 | 97.7  |
| 5         | 103.9 | 104.0 | 97.1 | 102.7 | 92.7 | 75.2 | 100.8 |
| 6         | 105.7 | 105.7 | 98.0 | 103.6 | 95.7 | 74.1 | 101.3 |
| 7         | 105.1 | 105.2 | 97.8 | 103.8 | 98.2 | 73.1 | 101.9 |
| 8         | 108.3 | 108.3 | 99.3 | 102.9 | 97.6 | 77.2 | 107.0 |
| 9         | 104.9 | 105.0 | 98.4 | 102.9 | 94.9 | 75.4 | 106.5 |
| 10        | 106.4 | 106.4 | 98.0 | 102.6 | 92.1 | 71.6 | 110.0 |
| 11        | 106.1 | 106.2 | 96.5 | 101.7 | 93.2 | 72.4 | 107.4 |
| 12        | 107.6 | 107.6 | 97.4 | 102.1 | 95.8 | 73.2 | 101.3 |

数

(平成 7年 = 100)

( 1 9 9 5 = 100)

| 機械器具部品<br>Plastic products<br>for machine<br>tools and<br>equipment parts | 日用品・雑貨<br>Daily necessities<br>& miscellaneous<br>goods | 容 器<br>(中空成形)<br>Plastic<br>containers<br>blow-molding | 容 器<br>(中空成形以外)<br>Plastic<br>containers<br>(excl.<br>blow-molding) | 建 材<br>Plastic material<br>for building<br>(construction) | 発泡製品<br>Plastic<br>foam<br>products | 強化製品<br>(板・型物)<br>Plastic<br>reinforced<br>products<br>(plates & mold) | Year,<br>Quarter<br>& Month |
|---------------------------------------------------------------------------|---------------------------------------------------------|--------------------------------------------------------|---------------------------------------------------------------------|-----------------------------------------------------------|-------------------------------------|------------------------------------------------------------------------|-----------------------------|
| 147.3                                                                     | 27.1                                                    | 31.4                                                   | 10.5                                                                | 14.8                                                      | 28.6                                | 8.9                                                                    | weight                      |
| 100.9                                                                     | 98.0                                                    | 105.6                                                  | 107.3                                                               | 101.1                                                     | 101.4                               | 100.6                                                                  | C.Y.1996                    |
| 102.3                                                                     | 94.6                                                    | 115.7                                                  | 113.5                                                               | 101.1                                                     | 99.4                                | 96.4                                                                   | C.Y.1997                    |
| 95.3                                                                      | 85.9                                                    | 125.0                                                  | 102.2                                                               | 87.1                                                      | 93.2                                | 85.1                                                                   | C.Y.1998                    |
| 93.1                                                                      | 84.2                                                    | 132.9                                                  | 86.1                                                                | 80.6                                                      | 91.0                                | 80.6                                                                   | C.Y.1999                    |
| 93.7                                                                      | 84.2                                                    | 139.5                                                  | 86.3                                                                | 83.7                                                      | 91.2                                | 75.7                                                                   | C.Y.2000                    |
| 94.9                                                                      | 85.1                                                    | 129.4                                                  | 99.2                                                                | 84.5                                                      | 92.2                                | 84.4                                                                   | F.Y.1998                    |
| 93.1                                                                      | 84.6                                                    | 134.3                                                  | 84.2                                                                | 81.1                                                      | 90.6                                | 78.5                                                                   | F.Y.1999                    |
| 86.8                                                                      | 77.3                                                    | 113.4                                                  | 73.4                                                                | 79.4                                                      | 81.6                                | 75.6                                                                   | Jan.2000                    |
| 95.0                                                                      | 81.1                                                    | 129.5                                                  | 82.6                                                                | 86.4                                                      | 85.3                                | 73.3                                                                   | Feb.                        |
| 100.9                                                                     | 87.0                                                    | 149.4                                                  | 86.1                                                                | 90.6                                                      | 92.7                                | 75.3                                                                   | Mar.                        |
| 94.2                                                                      | 92.0                                                    | 151.1                                                  | 89.7                                                                | 83.5                                                      | 93.1                                | 76.3                                                                   | Apr.                        |
| 88.3                                                                      | 85.5                                                    | 141.2                                                  | 88.1                                                                | 73.8                                                      | 83.7                                | 72.0                                                                   | May                         |
| 97.8                                                                      | 85.0                                                    | 152.0                                                  | 90.6                                                                | 82.5                                                      | 89.3                                | 79.7                                                                   | Jun.                        |
| 97.4                                                                      | 82.7                                                    | 153.2                                                  | 84.0                                                                | 80.2                                                      | 91.4                                | 78.6                                                                   | Jul.                        |
| 87.6                                                                      | 77.2                                                    | 147.7                                                  | 76.5                                                                | 75.4                                                      | 86.0                                | 76.7                                                                   | Aug.                        |
| 93.2                                                                      | 84.0                                                    | 147.6                                                  | 85.2                                                                | 88.3                                                      | 93.4                                | 73.7                                                                   | Sep.                        |
| 95.6                                                                      | 88.2                                                    | 139.8                                                  | 88.5                                                                | 89.2                                                      | 100.7                               | 75.4                                                                   | Oct.                        |
| 95.5                                                                      | 87.9                                                    | 126.4                                                  | 93.1                                                                | 88.9                                                      | 100.1                               | 76.3                                                                   | Nov.                        |
| 91.9                                                                      | 82.8                                                    | 122.5                                                  | 97.8                                                                | 86.7                                                      | 97.1                                | 75.0                                                                   | Dec.                        |

|      |      |       |      |      |      |      |          |
|------|------|-------|------|------|------|------|----------|
| 93.2 | 85.2 | 140.4 | 83.7 | 82.8 | 88.9 | 74.9 | Q1 2000  |
| 94.2 | 84.4 | 134.3 | 85.6 | 84.5 | 91.9 | 77.5 | Q2       |
| 94.0 | 83.2 | 143.8 | 82.7 | 82.5 | 90.6 | 76.5 | Q3       |
| 92.6 | 83.7 | 138.3 | 91.8 | 84.3 | 92.5 | 73.2 | Q4       |
| 92.5 | 86.1 | 138.5 | 82.3 | 84.8 | 88.4 | 78.8 | Jan.2000 |
| 92.7 | 84.6 | 137.9 | 84.5 | 81.1 | 87.6 | 71.9 | Feb.     |
| 94.4 | 84.8 | 144.9 | 84.4 | 82.6 | 90.7 | 74.1 | Mar.     |
| 94.3 | 87.0 | 135.2 | 83.7 | 83.1 | 93.3 | 78.3 | Apr.     |
| 93.7 | 83.7 | 134.2 | 88.8 | 83.4 | 90.4 | 77.1 | May      |
| 94.5 | 82.5 | 133.6 | 84.3 | 87.0 | 92.1 | 77.2 | Jun.     |
| 93.8 | 83.6 | 135.9 | 83.2 | 81.6 | 90.3 | 77.4 | Jul.     |
| 95.5 | 82.5 | 144.4 | 80.0 | 81.9 | 90.7 | 80.9 | Aug.     |
| 92.7 | 83.5 | 151.2 | 84.9 | 84.0 | 90.7 | 71.2 | Sep.     |
| 92.5 | 84.7 | 146.1 | 88.4 | 84.3 | 92.6 | 71.6 | Oct.     |
| 92.2 | 83.9 | 134.0 | 91.3 | 83.3 | 91.9 | 73.6 | Nov.     |
| 93.2 | 82.5 | 134.7 | 95.6 | 85.3 | 93.1 | 74.3 | Dec.     |

## (2)生産者出荷指数

Indices of Producers' Shipments

原指数 Non-adjusted Indices

| 年 月      | 鉱工業<br>Mining &<br>manufacturing | 製造工業<br>Manufacturing | プラスチック<br>製品工業<br>Plastic<br>products | フィルム<br>・シート<br>Plastic film<br>& sheets | 板<br>Plastic<br>plates | 合成皮革<br>Plastic synthetic<br>leathers<br>(supported<br>sheets) | パイプ<br>Plastic<br>pipes |
|----------|----------------------------------|-----------------------|---------------------------------------|------------------------------------------|------------------------|----------------------------------------------------------------|-------------------------|
| ウェイト     | 10000.0                          | 9985.6                | 384.6                                 | 104.5                                    | 6.0                    | 10.4                                                           | 12.5                    |
| 平成 8年    | 102.7                            | 102.7                 | 102.6                                 | 105.3                                    | 102.9                  | 94.3                                                           | 107.7                   |
| 9        | 107.1                            | 107.1                 | 104.6                                 | 107.3                                    | 103.1                  | 87.8                                                           | 108.5                   |
| 10       | 99.8                             | 99.9                  | 98.4                                  | 102.4                                    | 95.0                   | 78.2                                                           | 102.5                   |
| 11       | 101.1                            | 101.2                 | 98.0                                  | 103.5                                    | 96.1                   | 77.6                                                           | 108.4                   |
| 12       | 107.3                            | 107.4                 | 97.8                                  | 103.3                                    | 92.8                   | 74.3                                                           | 106.0                   |
| 平成10年度   | 99.2                             | 99.2                  | 98.0                                  | 102.1                                    | 94.0                   | 77.1                                                           | 103.3                   |
| 11       | 102.7                            | 102.7                 | 98.1                                  | 104.0                                    | 95.4                   | 77.8                                                           | 107.1                   |
| 平成12年 1月 | 93.6                             | 93.6                  | 87.9                                  | 92.8                                     | 83.2                   | 69.0                                                           | 104.1                   |
| 2        | 105.2                            | 105.2                 | 94.9                                  | 97.0                                     | 86.2                   | 77.3                                                           | 103.6                   |
| 3        | 125.8                            | 125.8                 | 104.7                                 | 108.4                                    | 95.1                   | 92.6                                                           | 109.9                   |
| 4        | 102.1                            | 102.2                 | 99.4                                  | 105.7                                    | 90.9                   | 72.9                                                           | 78.3                    |
| 5        | 97.2                             | 97.3                  | 92.7                                  | 97.3                                     | 95.4                   | 70.6                                                           | 83.9                    |
| 6        | 109.2                            | 109.2                 | 99.6                                  | 103.5                                    | 98.5                   | 73.1                                                           | 92.8                    |
| 7        | 108.1                            | 108.1                 | 99.9                                  | 102.2                                    | 94.5                   | 74.6                                                           | 99.3                    |
| 8        | 102.6                            | 102.6                 | 94.8                                  | 101.1                                    | 84.8                   | 68.7                                                           | 101.3                   |
| 9        | 115.9                            | 115.9                 | 100.0                                 | 106.1                                    | 97.8                   | 83.1                                                           | 128.6                   |
| 10       | 108.2                            | 108.2                 | 100.6                                 | 108.2                                    | 96.6                   | 70.3                                                           | 122.8                   |
| 11       | 109.6                            | 109.6                 | 100.4                                 | 108.8                                    | 95.3                   | 71.9                                                           | 130.7                   |
| 12       | 110.5                            | 110.5                 | 98.8                                  | 108.8                                    | 95.1                   | 67.2                                                           | 116.9                   |

季節調整済指数 Seasonally Adjusted Indices

|           |       |       |       |       |      |      |       |
|-----------|-------|-------|-------|-------|------|------|-------|
| 平成12年 I 期 | 104.4 | 104.4 | 96.9  | 103.0 | 90.1 | 76.6 | 101.4 |
| II        | 107.0 | 107.0 | 97.8  | 103.7 | 95.2 | 74.1 | 103.6 |
| III       | 108.5 | 108.5 | 98.5  | 103.3 | 93.7 | 74.6 | 108.3 |
| IV        | 108.6 | 108.6 | 97.2  | 102.7 | 92.1 | 70.7 | 109.5 |
| 平成12年 1月  | 103.8 | 103.8 | 96.9  | 103.4 | 92.6 | 72.0 | 103.9 |
| 2         | 104.1 | 104.1 | 95.9  | 101.3 | 92.3 | 75.0 | 99.3  |
| 3         | 105.2 | 105.4 | 98.0  | 104.2 | 85.3 | 82.8 | 101.0 |
| 4         | 106.1 | 106.1 | 98.4  | 104.2 | 92.9 | 75.3 | 102.5 |
| 5         | 106.1 | 106.1 | 97.0  | 102.6 | 97.5 | 73.9 | 105.2 |
| 6         | 108.9 | 108.8 | 98.1  | 104.2 | 95.2 | 73.1 | 103.0 |
| 7         | 107.2 | 107.2 | 97.4  | 102.6 | 96.0 | 72.7 | 106.2 |
| 8         | 111.1 | 111.0 | 100.2 | 104.8 | 94.5 | 73.0 | 110.3 |
| 9         | 107.1 | 107.3 | 97.9  | 102.4 | 90.5 | 78.1 | 108.3 |
| 10        | 108.2 | 108.2 | 97.1  | 102.3 | 89.1 | 70.8 | 109.0 |
| 11        | 108.3 | 108.2 | 96.3  | 101.9 | 90.9 | 71.7 | 109.7 |
| 12        | 109.3 | 109.3 | 98.2  | 103.9 | 96.2 | 69.7 | 109.9 |



(平成 7年 = 100)

( 1 9 9 5 = 100)

| 機械器具部品<br>Plastic products<br>for machine<br>tools and<br>equipment parts | 日用品・雑貨<br>Daily necessities<br>& miscellaneous<br>goods | 容 器<br>(中空成形)<br>Plastic<br>containers<br>blow-molding | 容 器<br>(中空成形以外)<br>Plastic<br>containers<br>(excl.<br>blow-molding) | 建 材<br>Plastic material<br>for building<br>(construction) | 発泡製品<br>Plastic<br>foam<br>products | 強化製品<br>(板・型物)<br>Plastic<br>reinforced<br>products<br>(plates & mold) | Year,<br>Quarter<br>& Month |
|---------------------------------------------------------------------------|---------------------------------------------------------|--------------------------------------------------------|---------------------------------------------------------------------|-----------------------------------------------------------|-------------------------------------|------------------------------------------------------------------------|-----------------------------|
| 142.3                                                                     | 21.4                                                    | 26.4                                                   | 9.7                                                                 | 13.5                                                      | 28.6                                | 9.3                                                                    | weight                      |
| 100.4                                                                     | 100.0                                                   | 107.5                                                  | 106.9                                                               | 101.9                                                     | 101.4                               | 101.0                                                                  | C.Y.1996                    |
| 103.1                                                                     | 94.5                                                    | 117.3                                                  | 115.3                                                               | 101.6                                                     | 100.9                               | 102.8                                                                  | C.Y.1997                    |
| 95.7                                                                      | 84.8                                                    | 125.7                                                  | 101.7                                                               | 88.9                                                      | 94.6                                | 91.5                                                                   | C.Y.1998                    |
| 94.4                                                                      | 81.7                                                    | 133.7                                                  | 89.0                                                                | 81.9                                                      | 92.8                                | 85.5                                                                   | C.Y.1999                    |
| 94.9                                                                      | 80.4                                                    | 134.7                                                  | 89.3                                                                | 85.0                                                      | 92.2                                | 79.3                                                                   | C.Y.2000                    |
| 95.3                                                                      | 83.5                                                    | 128.9                                                  | 97.9                                                                | 85.4                                                      | 93.6                                | 89.8                                                                   | F.Y.1998                    |
| 94.5                                                                      | 82.4                                                    | 134.6                                                  | 87.6                                                                | 82.8                                                      | 92.3                                | 83.9                                                                   | F.Y.1999                    |
| 87.9                                                                      | 73.9                                                    | 101.6                                                  | 74.4                                                                | 76.4                                                      | 82.0                                | 79.1                                                                   | Jan.2000                    |
| 95.7                                                                      | 76.1                                                    | 127.9                                                  | 80.6                                                                | 88.3                                                      | 85.5                                | 77.7                                                                   | Feb.                        |
| 103.0                                                                     | 84.8                                                    | 148.7                                                  | 91.2                                                                | 97.7                                                      | 93.1                                | 82.1                                                                   | Mar.                        |
| 96.2                                                                      | 92.8                                                    | 143.9                                                  | 94.9                                                                | 83.8                                                      | 92.2                                | 81.2                                                                   | Apr.                        |
| 89.2                                                                      | 81.4                                                    | 137.0                                                  | 94.0                                                                | 72.7                                                      | 86.7                                | 76.9                                                                   | May                         |
| 97.7                                                                      | 80.6                                                    | 149.8                                                  | 93.5                                                                | 79.6                                                      | 91.7                                | 84.8                                                                   | Jun.                        |
| 99.0                                                                      | 78.2                                                    | 150.8                                                  | 92.0                                                                | 80.7                                                      | 92.3                                | 83.4                                                                   | Jul.                        |
| 89.3                                                                      | 74.3                                                    | 146.1                                                  | 84.4                                                                | 81.1                                                      | 90.6                                | 82.2                                                                   | Aug.                        |
| 94.5                                                                      | 79.8                                                    | 140.6                                                  | 87.6                                                                | 89.5                                                      | 94.5                                | 75.2                                                                   | Sep.                        |
| 96.1                                                                      | 81.8                                                    | 134.1                                                  | 85.9                                                                | 89.8                                                      | 98.9                                | 76.4                                                                   | Oct.                        |
| 96.8                                                                      | 81.4                                                    | 120.7                                                  | 83.8                                                                | 91.7                                                      | 99.3                                | 75.5                                                                   | Nov.                        |
| 93.8                                                                      | 80.0                                                    | 115.1                                                  | 109.3                                                               | 88.1                                                      | 99.6                                | 77.5                                                                   | Dec.                        |

|      |      |       |       |      |      |      |          |
|------|------|-------|-------|------|------|------|----------|
| 94.6 | 83.1 | 136.4 | 85.0  | 83.4 | 89.7 | 80.5 | Q1 2000  |
| 95.1 | 80.7 | 131.0 | 88.4  | 83.4 | 92.2 | 81.9 | Q2       |
| 95.5 | 78.8 | 139.2 | 87.7  | 84.6 | 92.4 | 80.3 | Q3       |
| 93.8 | 78.8 | 131.5 | 95.4  | 87.5 | 93.8 | 74.4 | Q4       |
| 93.4 | 85.7 | 130.6 | 85.8  | 84.2 | 90.1 | 85.1 | Jan.2000 |
| 93.7 | 82.6 | 135.4 | 84.2  | 81.2 | 87.9 | 77.3 | Feb.     |
| 96.8 | 81.0 | 143.1 | 85.0  | 84.9 | 91.1 | 79.0 | Mar.     |
| 95.8 | 82.4 | 132.8 | 85.4  | 83.2 | 92.7 | 80.5 | Apr.     |
| 94.2 | 80.0 | 129.0 | 91.4  | 81.6 | 91.9 | 80.3 | May      |
| 95.3 | 79.8 | 131.1 | 88.4  | 85.5 | 92.0 | 85.0 | Jun.     |
| 95.0 | 79.7 | 128.5 | 89.2  | 83.3 | 92.2 | 81.9 | Jul.     |
| 97.5 | 78.3 | 139.0 | 85.9  | 84.5 | 92.6 | 85.6 | Aug.     |
| 94.1 | 78.5 | 150.0 | 87.9  | 86.1 | 92.5 | 73.4 | Sep.     |
| 93.3 | 79.4 | 138.6 | 87.6  | 87.3 | 93.3 | 73.5 | Oct.     |
| 93.4 | 79.2 | 126.8 | 86.3  | 87.0 | 93.1 | 73.2 | Nov.     |
| 94.7 | 77.7 | 129.1 | 112.2 | 88.2 | 95.0 | 76.4 | Dec.     |

## (3)生産者製品在庫指数

Indices of Producers' Inventory

原指数 Non-adjusted Indices

| 年月       | 鉱工業<br>Mining & manufacturing | 製造工業<br>Manufacturing | プラスチック<br>製品工業<br>Plastic products | フィルム<br>シート<br>Plastic film & sheets | 板<br>Plastic plates | 合成皮革<br>Plastic synthetic leathers (supported sheets) | パイプ<br>Plastic pipes |
|----------|-------------------------------|-----------------------|------------------------------------|--------------------------------------|---------------------|-------------------------------------------------------|----------------------|
| ウェイト     | 10000.0                       | 9965.3                | 412.7                              | 168.9                                | 9.4                 | 11.3                                                  | 19.0                 |
| 平成 8年末   | 100.6                         | 100.6                 | 100.7                              | 99.0                                 | 115.2               | 99.3                                                  | 107.8                |
| 9        | 106.6                         | 106.8                 | 104.1                              | 105.7                                | 126.9               | 119.3                                                 | 116.2                |
| 10       | 98.8                          | 99.0                  | 101.0                              | 102.2                                | 116.0               | 127.4                                                 | 119.5                |
| 11       | 92.3                          | 92.5                  | 99.9                               | 102.0                                | 105.1               | 134.1                                                 | 115.4                |
| 12       | 94.4                          | 94.6                  | 98.9                               | 102.9                                | 99.8                | 116.3                                                 | 107.7                |
| 平成10年度末  | 93.7                          | 93.9                  | 102.0                              | 103.3                                | 115.5               | 123.4                                                 | 107.7                |
| 11       | 91.5                          | 91.7                  | 100.2                              | 103.0                                | 93.1                | 114.0                                                 | 101.3                |
| 平成12年 1月 | 97.4                          | 97.6                  | 101.8                              | 105.5                                | 102.9               | 133.4                                                 | 106.0                |
| 2        | 97.8                          | 98.0                  | 103.0                              | 106.2                                | 98.8                | 133.4                                                 | 104.0                |
| 3        | 91.5                          | 91.7                  | 100.2                              | 103.0                                | 93.1                | 114.0                                                 | 101.3                |
| 4        | 93.3                          | 93.4                  | 99.2                               | 102.1                                | 91.2                | 114.6                                                 | 103.6                |
| 5        | 95.4                          | 95.6                  | 99.7                               | 104.5                                | 86.2                | 114.4                                                 | 102.0                |
| 6        | 96.7                          | 96.9                  | 100.9                              | 106.5                                | 91.3                | 117.5                                                 | 109.1                |
| 7        | 97.4                          | 97.5                  | 101.9                              | 110.5                                | 96.8                | 116.0                                                 | 115.1                |
| 8        | 96.8                          | 96.9                  | 97.7                               | 105.6                                | 94.6                | 117.6                                                 | 106.0                |
| 9        | 91.6                          | 91.8                  | 98.5                               | 106.5                                | 96.0                | 109.3                                                 | 110.9                |
| 10       | 95.6                          | 95.8                  | 100.7                              | 107.5                                | 99.4                | 110.7                                                 | 114.8                |
| 11       | 96.7                          | 96.9                  | 102.1                              | 108.5                                | 100.3               | 112.1                                                 | 110.7                |
| 12       | 94.4                          | 94.6                  | 98.9                               | 102.9                                | 99.8                | 116.3                                                 | 107.7                |

## 季節調整済指数 Seasonally Adjusted Indices

|           |      |      |       |       |       |       |       |
|-----------|------|------|-------|-------|-------|-------|-------|
| 平成12年 I 期 | 95.3 | 95.5 | 101.0 | 104.5 | 96.2  | 116.8 | 109.7 |
| II        | 95.5 | 95.7 | 99.4  | 104.3 | 89.5  | 114.9 | 106.0 |
| III       | 95.0 | 95.2 | 99.7  | 106.1 | 98.6  | 111.7 | 108.4 |
| IV        | 95.9 | 96.1 | 100.5 | 106.6 | 99.3  | 114.7 | 105.0 |
| 平成12年 1月  | 94.5 | 94.7 | 101.6 | 107.1 | 101.9 | 133.4 | 110.5 |
| 2         | 94.5 | 94.7 | 101.4 | 105.4 | 97.8  | 133.3 | 108.5 |
| 3         | 95.3 | 95.5 | 101.0 | 104.5 | 96.2  | 116.8 | 109.7 |
| 4         | 95.6 | 95.7 | 100.3 | 104.5 | 93.2  | 113.3 | 106.7 |
| 5         | 95.4 | 95.6 | 100.2 | 104.8 | 87.5  | 115.0 | 103.5 |
| 6         | 95.5 | 95.7 | 99.4  | 104.3 | 89.5  | 114.9 | 106.0 |
| 7         | 95.5 | 95.6 | 99.8  | 106.7 | 92.7  | 113.0 | 106.5 |
| 8         | 95.6 | 95.7 | 98.2  | 105.0 | 94.1  | 118.1 | 104.8 |
| 9         | 95.0 | 95.2 | 99.7  | 106.1 | 98.6  | 111.7 | 108.4 |
| 10        | 96.0 | 96.2 | 100.9 | 106.8 | 99.5  | 112.4 | 111.7 |
| 11        | 95.9 | 96.1 | 101.5 | 107.3 | 100.3 | 112.5 | 110.1 |
| 12        | 95.9 | 96.1 | 100.5 | 106.6 | 99.3  | 114.7 | 105.0 |

(平成 7年 = 100)

( 1 9 9 5 = 100)

| 機械器具部品<br>Plastic products<br>for machine<br>tools and<br>equipment parts | 日用品・雑貨<br>Daily necessities<br>& miscellaneous<br>goods | 容 器<br>(中空成形)<br>Plastic<br>containers<br>blow-molding | 容 器<br>(中空成形以外)<br>Plastic<br>containers<br>(excl.<br>blow-molding) | 建 材<br>Plastic material<br>for building<br>(construction) | 発泡製品<br>Plastic<br>foam<br>products | 強化製品<br>(板・型物)<br>Plastic<br>reinforced<br>products<br>(plates & mold) | Year,<br>Quarter<br>& Month |
|---------------------------------------------------------------------------|---------------------------------------------------------|--------------------------------------------------------|---------------------------------------------------------------------|-----------------------------------------------------------|-------------------------------------|------------------------------------------------------------------------|-----------------------------|
| 67.7                                                                      | 35.0                                                    | 19.7                                                   | 12.8                                                                | 17.1                                                      | 38.3                                | 13.5                                                                   | Weight                      |
| 96.3                                                                      | 106.9                                                   | 96.9                                                   | 122.6                                                               | 106.9                                                     | 100.0                               | 87.3                                                                   | C.Y.1996                    |
| 90.8                                                                      | 100.0                                                   | 106.8                                                  | 126.0                                                               | 119.4                                                     | 99.8                                | 83.7                                                                   | C.Y.1997                    |
| 90.9                                                                      | 82.1                                                    | 127.6                                                  | 102.2                                                               | 114.0                                                     | 98.8                                | 77.3                                                                   | C.Y.1998                    |
| 92.0                                                                      | 81.4                                                    | 120.7                                                  | 97.4                                                                | 113.4                                                     | 96.7                                | 71.7                                                                   | C.Y.1999                    |
| 89.4                                                                      | 77.3                                                    | 136.1                                                  | 89.5                                                                | 106.2                                                     | 98.9                                | 69.3                                                                   | C.Y.2000                    |
| 86.9                                                                      | 93.2                                                    | 134.5                                                  | 109.1                                                               | 115.0                                                     | 99.8                                | 83.3                                                                   | F.Y.1998                    |
| 90.9                                                                      | 82.5                                                    | 153.7                                                  | 100.4                                                               | 106.2                                                     | 98.1                                | 71.0                                                                   | F.Y.1999                    |
| 90.3                                                                      | 81.5                                                    | 145.3                                                  | 93.9                                                                | 113.3                                                     | 98.1                                | 72.2                                                                   | Jan.2000                    |
| 93.1                                                                      | 85.2                                                    | 151.2                                                  | 99.3                                                                | 113.1                                                     | 96.9                                | 72.8                                                                   | Feb.                        |
| 90.9                                                                      | 82.5                                                    | 153.7                                                  | 100.4                                                               | 106.2                                                     | 98.1                                | 71.0                                                                   | Mar.                        |
| 89.6                                                                      | 77.3                                                    | 144.6                                                  | 100.3                                                               | 107.4                                                     | 101.3                               | 71.0                                                                   | Apr.                        |
| 90.7                                                                      | 78.4                                                    | 137.8                                                  | 96.0                                                                | 109.6                                                     | 99.6                                | 70.6                                                                   | May                         |
| 92.0                                                                      | 78.4                                                    | 130.1                                                  | 93.1                                                                | 114.1                                                     | 98.8                                | 70.2                                                                   | Jun.                        |
| 89.8                                                                      | 77.5                                                    | 117.8                                                  | 88.3                                                                | 113.5                                                     | 100.4                               | 70.3                                                                   | Jul.                        |
| 87.1                                                                      | 77.0                                                    | 107.6                                                  | 85.5                                                                | 107.9                                                     | 96.0                                | 69.5                                                                   | Aug.                        |
| 86.5                                                                      | 78.4                                                    | 117.3                                                  | 85.6                                                                | 107.6                                                     | 96.1                                | 66.9                                                                   | Sep.                        |
| 88.2                                                                      | 80.2                                                    | 128.8                                                  | 90.4                                                                | 108.6                                                     | 98.7                                | 67.9                                                                   | Oct.                        |
| 90.3                                                                      | 82.2                                                    | 131.6                                                  | 104.2                                                               | 105.6                                                     | 100.5                               | 69.9                                                                   | Nov.                        |
| 89.4                                                                      | 77.3                                                    | 136.1                                                  | 89.5                                                                | 106.2                                                     | 98.9                                | 69.3                                                                   | Dec.                        |

|      |      |       |       |       |       |      |          |
|------|------|-------|-------|-------|-------|------|----------|
| 91.5 | 79.8 | 154.9 | 94.3  | 108.0 | 97.5  | 71.3 | Q1 2000  |
| 90.8 | 77.4 | 120.7 | 99.1  | 114.4 | 98.9  | 70.8 | Q2       |
| 86.7 | 79.0 | 124.2 | 94.0  | 112.0 | 98.7  | 67.4 | Q3       |
| 88.8 | 80.6 | 142.8 | 82.3  | 104.7 | 98.6  | 69.3 | Q4       |
| 91.4 | 82.1 | 137.3 | 86.0  | 108.8 | 98.0  | 71.2 | Jan.2000 |
| 92.8 | 81.2 | 144.3 | 88.2  | 109.0 | 97.0  | 70.3 | Feb.     |
| 91.5 | 79.8 | 154.9 | 94.3  | 108.0 | 97.5  | 71.3 | Mar.     |
| 90.7 | 79.4 | 139.5 | 98.7  | 108.1 | 100.6 | 72.1 | Apr.     |
| 90.7 | 79.7 | 132.1 | 99.5  | 111.9 | 99.4  | 72.6 | May      |
| 90.8 | 77.4 | 120.7 | 99.1  | 114.4 | 98.9  | 70.8 | Jun.     |
| 89.2 | 77.9 | 116.4 | 94.4  | 112.4 | 100.2 | 70.4 | Jul.     |
| 88.0 | 77.9 | 114.2 | 95.1  | 109.8 | 98.8  | 69.8 | Aug.     |
| 86.7 | 79.0 | 124.2 | 94.0  | 112.0 | 98.7  | 67.4 | Sep.     |
| 88.0 | 80.1 | 137.5 | 95.1  | 109.7 | 98.1  | 67.4 | Oct.     |
| 89.1 | 80.8 | 139.3 | 103.6 | 104.5 | 97.6  | 69.3 | Nov.     |
| 88.8 | 80.6 | 142.8 | 82.3  | 104.7 | 98.6  | 69.3 | Dec.     |

## 2. 生産・出荷・在庫統計

2. Production, Shipments and Producers' Inventory

## 1. 総合統計表

1. Synthetic statistical table

(単位: t) (Unit: t)

| 品目<br>Commodity                                                            | 生産<br>Production | 受入<br>Receipt | 消費<br>Consumption | 出荷 Shipment    |                              |              | 在庫<br>Inventory |
|----------------------------------------------------------------------------|------------------|---------------|-------------------|----------------|------------------------------|--------------|-----------------|
|                                                                            |                  |               |                   | 販売 Sales       |                              | その他<br>Other |                 |
|                                                                            |                  |               |                   | 数量<br>Quantity | 金額(百万円)<br>Amount(¥ million) |              |                 |
| 総合計<br>Grand total                                                         | 6,090,612        | 720,553       | 195,394           | 6,309,692      | 4,067,753                    | 302,434      | 434,372         |
| フィルム・シート合計<br>Plastic film and sheets                                      | 2,343,464        | 229,650       | 91,436            | 2,369,377      | 923,722                      | 104,688      | 194,764         |
| フィルム計<br>Plastic film                                                      | 2,025,955        | 211,412       | 63,347            | 2,072,670      | 803,288                      | 97,104       | 167,793         |
| 軟質製品計<br>Soft plastic goods                                                | 1,650,196        | 97,146        | 32,328            | 1,637,308      | 620,064                      | 75,725       | 121,568         |
| 農業用<br>for agriculture                                                     | 120,809          | 9,250         | 672               | 119,053        | 39,702                       | 9,961        | 22,979          |
| 包装用<br>for packages                                                        | 1,173,851        | 64,045        | 20,650            | 1,179,354      | 384,711                      | 36,234       | 77,436          |
| ラミネート<br>for laminate                                                      | 134,398          | 10,354        | 650               | 142,965        | 82,193                       | 596          | 5,657           |
| その他の軟質製品<br>for others                                                     | 221,138          | 13,497        | 10,356            | 195,936        | 113,458                      | 28,934       | 15,496          |
| 硬質製品<br>Hard plastic goods                                                 | 375,759          | 114,266       | 31,019            | 435,362        | 183,224                      | 21,379       | 46,225          |
| シート<br>Plastic sheets                                                      | 317,509          | 18,238        | 28,089            | 296,707        | 120,434                      | 7,584        | 26,971          |
| 板計<br>Plastic plates                                                       | 149,905          | 12,978        | 372               | 156,630        | 69,826                       | 5,124        | 13,232          |
| 平板<br>Plastic flat plates                                                  | 115,161          | 7,807         | 372               | 120,239        | 55,823                       | 2,624        | 8,718           |
| 波板<br>Plastic wave plates                                                  | 34,744           | 5,171         | -                 | 36,391         | 14,003                       | 2,500        | 4,514           |
| 合成皮革<br>Plastic synthetic leathers(supported sheets)                       | 75,024           | 1,852         | -                 | 72,000         | 82,270                       | 4,599        | 6,441           |
| パイプ<br>Plastic pipes                                                       | 668,548          | 47,518        | 2,271             | 672,450        | 161,676                      | 42,124       | 51,736          |
| 継手<br>Plastic pipe fittings                                                | 68,011           | 7,262         | 287               | 67,737         | 53,010                       | 6,958        | 5,771           |
| 機械器具部品計(照明用品を含む)<br>Plastic products for machine tools and equipment parts | 787,354          | 160,079       | 64,269            | 865,748        | 1,315,749                    | 13,004       | 20,414          |
| 輸送機械用部品<br>Plastic transport equipment parts                               | 370,451          | 67,872        | 34,628            | 398,679        | 626,193                      | 4,122        | 6,802           |
| 電気通信用部品<br>Electronic communication equipment parts                        | 280,454          | 54,730        | 15,643            | 314,487        | 460,852                      | 3,077        | 8,303           |
| その他の部品<br>Other plastic products for machine tools and parts               | 136,449          | 37,477        | 13,998            | 152,582        | 228,704                      | 5,805        | 5,309           |
| 日用品・雑貨<br>Plastic products for daily necessities and miscellaneous goods   | 350,093          | 82,300        | 8,612             | 395,809        | 311,492                      | 31,985       | 26,106          |
| 容器計<br>Plastic containers                                                  | 467,513          | 56,606        | 2,879             | 479,261        | 323,006                      | 39,048       | 21,774          |
| 中空成形容器<br>Plastic containers blow-molding                                  | 382,537          | 39,546        | 1,731             | 379,510        | 254,863                      | 38,508       | 15,125          |
| その他の容器<br>Plastic containers n.e.s                                         | 84,976           | 17,060        | 1,148             | 99,751         | 68,143                       | 540          | 6,649           |
| 建材計<br>Plastic material for building(construction)                         | 324,681          | 14,365        | 750               | 331,909        | 150,908                      | 6,906        | 26,383          |
| 雨どい及び同付属品<br>Rainwater pipe and attachment                                 | 36,386           | 5,927         | 47                | 41,364         | 38,852                       | 1,108        | 2,876           |
| 床材料<br>Floor materials                                                     | 150,102          | 3,091         | -                 | 152,614        | 45,309                       | 922          | 15,870          |
| その他の建材<br>Others                                                           | 138,193          | 5,347         | 703               | 137,931        | 66,748                       | 4,876        | 7,637           |
| 発泡製品計<br>Plastic foam products                                             | 378,529          | 54,168        | 14,890            | 387,334        | 212,957                      | 30,000       | 29,351          |
| 板物<br>Plastic foam plates                                                  | 102,076          | 3,880         | 1,356             | 96,011         | 53,487                       | 7,654        | 8,249           |
| 型物<br>Plastic foam mold                                                    | 77,652           | 9,455         | 500               | 84,643         | 59,017                       | 2,092        | 4,177           |
| その他の発泡製品<br>Others                                                         | 198,801          | 40,833        | 13,034            | 206,680        | 100,453                      | 20,254       | 16,925          |
| 強化製品計<br>Plastic reinforced products                                       | 78,731           | 10,888        | 324               | 86,294         | 107,565                      | 6,054        | 5,789           |
| 板物<br>Plastic reinforced plates                                            | 8,001            | 8             | -                 | 8,145          | 7,705                        | 90           | 1,237           |
| 型物<br>Plastic reinforced mold                                              | 62,209           | 9,658         | 324               | 70,533         | 84,339                       | 3,433        | 3,858           |
| その他の強化製品<br>Others                                                         | 8,521            | 1,222         | -                 | 7,616          | 15,521                       | 2,531        | 694             |
| その他計<br>Other plastic products                                             | 398,759          | 42,887        | 9,304             | 425,143        | 355,573                      | 11,944       | 32,611          |
| 異形押出製品(建材を除く)<br>Deformed extruding products(except for building)          | 34,382           | 7,659         | 155               | 42,699         | 36,792                       | 60           | 7,388           |
| ホース<br>Hoses                                                               | 51,519           | 590           | -                 | 52,438         | 31,565                       | 15           | 3,638           |
| ディスクレコード<br>Disk records                                                   | 12,561           | 15,007        | 5,147             | 22,618         | 92,035                       | -            | 2,300           |
| その他製品<br>Others                                                            | 300,297          | 19,631        | 4,002             | 307,388        | 195,182                      | 11,869       | 19,285          |
| (特掲)浴槽(個)<br>(inserted specially)Bathtub.                                  | 728,513          | 51,659        | -                 | 767,719        | 37,974                       | 22,179       | 44,765          |
| (特掲)浄化槽(個)<br>(inserted specially)Septic tank.                             | 77,372           | 65,017        | -                 | 142,003        | 22,051                       | 6,047        | 9,805           |

注: 1. 異形押出製品のうち、建材、機械器具部品、日用品・雑貨はそれぞれの品目に含まれる。

notes: 1. "material for building", "for machine tools and parts", "for daily necessities and miscellaneous goods", in "Deformed extruding products" are contained in each list of commodities classification.

## 2. 品目別生産・出荷・在庫統計

## 2. Production, Shipments and Producer's Inventory (by commodities)

| プラスチック製品 (合計) (1~30) Plastic products (Grand total) |                                 |                              |                                  | (単位: t) (Unit:t)  |                                    |                              |                                |                   |
|-----------------------------------------------------|---------------------------------|------------------------------|----------------------------------|-------------------|------------------------------------|------------------------------|--------------------------------|-------------------|
| 年 月                                                 | 生産(t)<br>Production<br>Quantity | 受入(t)<br>Receipt<br>Quantity | 消費(t)<br>Consumption<br>Quantity | 出荷 Shipments      |                                    |                              | 在庫(t)<br>Inventory<br>Quantity | Year and<br>Month |
|                                                     |                                 |                              |                                  | 販売 Sales          |                                    | その他(t)<br>Others<br>Quantity |                                |                   |
|                                                     |                                 |                              |                                  | 数量(t)<br>Quantity | 金額(百万円)<br>Value in Million of Yen |                              |                                |                   |
| 平成 8年                                               | 6,280,052                       | 758,165                      | 181,030                          | 6,540,918         | 4,259,379                          | 289,853                      | 440,135                        | C. Y. 1996        |
| 9年                                                  | 6,447,908                       | 790,587                      | 188,348                          | 6,732,812         | 4,437,686                          | 283,627                      | 464,947                        | C. Y. 1997        |
| 10年                                                 | 6,034,887                       | 737,177                      | 186,598                          | 6,319,369         | 4,125,665                          | 273,794                      | 446,672                        | C. Y. 1998        |
| 11年                                                 | 6,048,697                       | 753,178                      | 183,311                          | 6,327,322         | 4,046,170                          | 295,185                      | 441,433                        | C. Y. 1999        |
| 12年                                                 | 6,090,612                       | 720,553                      | 195,394                          | 6,309,692         | 4,067,753                          | 302,434                      | 434,372                        | C. Y. 2000        |
| 平成 10年度                                             | 6,011,079                       | 729,810                      | 183,672                          | 6,290,322         | 4,083,247                          | 278,809                      | 448,078                        | F. Y. 1998        |
| 11年度                                                | 6,060,921                       | 755,182                      | 185,542                          | 6,335,432         | 4,059,140                          | 298,066                      | 436,649                        | F. Y. 1999        |
| 12年 1~3月                                            | 1,482,628                       | 176,529                      | 44,849                           | 1,538,852         | 998,341                            | 73,119                       | 436,649                        | Q1 2000           |
| 4~6月                                                | 1,495,712                       | 180,457                      | 49,197                           | 1,541,848         | 1,005,545                          | 76,740                       | 444,120                        | Q2                |
| 7~9月                                                | 1,523,428                       | 179,290                      | 48,870                           | 1,583,053         | 1,013,720                          | 74,983                       | 436,546                        | Q3                |
| 10~12月                                              | 1,588,844                       | 184,277                      | 52,478                           | 1,645,939         | 1,050,148                          | 77,592                       | 434,372                        | Q4                |
| 12年 1月                                              | 467,206                         | 55,191                       | 13,489                           | 476,831           | 304,343                            | 22,978                       | 446,342                        | Jan. 2000         |
| 2                                                   | 489,405                         | 57,684                       | 14,908                           | 504,748           | 329,585                            | 24,321                       | 449,104                        | Feb.              |
| 3                                                   | 526,017                         | 63,654                       | 16,452                           | 557,273           | 364,413                            | 25,820                       | 436,649                        | Mar.              |
| 4                                                   | 505,059                         | 61,786                       | 16,842                           | 525,080           | 343,130                            | 27,407                       | 433,480                        | Apr.              |
| 5                                                   | 475,869                         | 57,806                       | 15,144                           | 492,079           | 319,112                            | 23,573                       | 436,409                        | May.              |
| 6                                                   | 514,784                         | 60,865                       | 17,211                           | 524,689           | 343,303                            | 25,760                       | 444,120                        | Jun.              |
| 7                                                   | 517,438                         | 59,372                       | 16,326                           | 525,668           | 343,981                            | 25,489                       | 451,784                        | Jul.              |
| 8                                                   | 473,447                         | 58,793                       | 15,891                           | 509,922           | 327,374                            | 24,420                       | 432,059                        | Aug.              |
| 9                                                   | 532,543                         | 61,125                       | 16,653                           | 547,463           | 342,365                            | 25,074                       | 436,546                        | Sep.              |
| 10                                                  | 540,591                         | 61,957                       | 17,245                           | 549,592           | 349,424                            | 26,899                       | 444,957                        | Oct.              |
| 11                                                  | 536,393                         | 62,176                       | 17,709                           | 552,826           | 352,979                            | 24,990                       | 449,222                        | Nov.              |
| 12                                                  | 511,860                         | 60,144                       | 17,524                           | 543,521           | 347,744                            | 25,703                       | 434,372                        | Dec.              |

| フィルム (計) (1~5) Plastic film (Total) |                                 |                              |                                  | (単位: t) (Unit:t)  |                                    |                              |                                |                   |
|-------------------------------------|---------------------------------|------------------------------|----------------------------------|-------------------|------------------------------------|------------------------------|--------------------------------|-------------------|
| 年 月                                 | 生産(t)<br>Production<br>Quantity | 受入(t)<br>Receipt<br>Quantity | 消費(t)<br>Consumption<br>Quantity | 出荷 Shipments      |                                    |                              | 在庫(t)<br>Inventory<br>Quantity | Year and<br>Month |
|                                     |                                 |                              |                                  | 販売 Sales          |                                    | その他(t)<br>Others<br>Quantity |                                |                   |
|                                     |                                 |                              |                                  | 数量(t)<br>Quantity | 金額(百万円)<br>Value in Million of Yen |                              |                                |                   |
| 平成 8年                               | 2,000,828                       | 191,429                      | 38,692                           | 2,060,289         | 828,479                            | 88,422                       | 162,855                        | C. Y. 1996        |
| 9年                                  | 2,080,579                       | 207,933                      | 42,960                           | 2,138,439         | 855,531                            | 87,198                       | 171,385                        | C. Y. 1997        |
| 10年                                 | 1,976,513                       | 204,658                      | 49,025                           | 2,044,446         | 810,155                            | 87,265                       | 165,396                        | C. Y. 1998        |
| 11年                                 | 1,995,909                       | 215,403                      | 55,658                           | 2,059,110         | 791,888                            | 91,123                       | 165,427                        | C. Y. 1999        |
| 12年                                 | 2,025,955                       | 211,412                      | 63,347                           | 2,072,670         | 803,288                            | 97,104                       | 167,793                        | C. Y. 2000        |
| 平成 10年度                             | 1,966,356                       | 203,211                      | 49,724                           | 2,039,257         | 801,934                            | 87,471                       | 168,657                        | F. Y. 1998        |
| 11年度                                | 2,011,162                       | 217,803                      | 57,975                           | 2,071,873         | 795,707                            | 94,536                       | 168,834                        | F. Y. 1999        |
| 12年 1~3月                            | 490,485                         | 49,366                       | 14,371                           | 497,653           | 192,171                            | 24,328                       | 168,834                        | Q1 2000           |
| 4~6月                                | 503,848                         | 54,235                       | 16,256                           | 509,343           | 197,570                            | 23,551                       | 176,771                        | Q2                |
| 7~9月                                | 502,344                         | 53,360                       | 15,670                           | 517,000           | 201,895                            | 22,435                       | 176,287                        | Q3                |
| 10~12月                              | 529,278                         | 54,451                       | 17,050                           | 548,674           | 211,652                            | 26,790                       | 167,793                        | Q4                |
| 12年 1月                              | 156,299                         | 15,831                       | 4,189                            | 153,788           | 59,807                             | 7,763                        | 172,597                        | Jan. 2000         |
| 2                                   | 160,494                         | 15,618                       | 4,801                            | 162,003           | 62,328                             | 8,034                        | 173,709                        | Feb.              |
| 3                                   | 173,692                         | 17,917                       | 5,381                            | 181,862           | 70,036                             | 8,531                        | 168,834                        | Mar.              |
| 4                                   | 172,474                         | 18,438                       | 5,355                            | 176,198           | 67,818                             | 8,966                        | 168,592                        | Apr.              |
| 5                                   | 159,306                         | 17,449                       | 4,949                            | 161,020           | 62,782                             | 6,622                        | 172,729                        | May.              |
| 6                                   | 172,068                         | 18,348                       | 5,952                            | 172,125           | 66,969                             | 7,963                        | 176,771                        | Jun.              |
| 7                                   | 171,921                         | 18,219                       | 5,346                            | 169,776           | 66,512                             | 7,704                        | 183,704                        | Jul.              |
| 8                                   | 155,246                         | 17,533                       | 4,948                            | 169,175           | 66,504                             | 7,095                        | 174,804                        | Aug.              |
| 9                                   | 175,177                         | 17,608                       | 5,376                            | 178,049           | 68,878                             | 7,636                        | 176,287                        | Sep.              |
| 10                                  | 180,824                         | 17,317                       | 5,377                            | 181,960           | 70,250                             | 9,555                        | 177,653                        | Oct.              |
| 11                                  | 179,132                         | 18,503                       | 5,714                            | 183,041           | 69,967                             | 8,111                        | 179,095                        | Nov.              |
| 12                                  | 169,322                         | 18,631                       | 5,959                            | 183,673           | 71,435                             | 9,124                        | 167,793                        | Dec.              |

## 2. 品目別生産・出荷・在庫統計

2. Production, Shipments and Producer's Inventory (by commodities)

| フィルム軟質製品 (計) (1~4) Plastic film Soft plastic goods (Total) |                                 |                              |                                  | (単位 : t) (Unit:t) |                                    |                              |                                |                   |
|------------------------------------------------------------|---------------------------------|------------------------------|----------------------------------|-------------------|------------------------------------|------------------------------|--------------------------------|-------------------|
| 年 月                                                        | 生産(t)<br>Production<br>Quantity | 受入(t)<br>Receipt<br>Quantity | 消費(t)<br>Consumption<br>Quantity | 出荷 Shipments      |                                    |                              | 在庫(t)<br>Inventory<br>Quantity | Year and<br>Month |
|                                                            |                                 |                              |                                  | 販売 Sales          |                                    | その他(t)<br>Others<br>Quantity |                                |                   |
|                                                            |                                 |                              |                                  | 数量(t)<br>Quantity | 金額(百万円)<br>Value in Million of Yen |                              |                                |                   |
| 平成 8年                                                      | 1,702,045                       | 108,354                      | 30,343                           | 1,711,815         | 672,885                            | 70,759                       | 126,603                        | C. Y. 1996        |
| 9年                                                         | 1,749,496                       | 101,051                      | 31,369                           | 1,736,633         | 686,087                            | 71,471                       | 129,365                        | C. Y. 1997        |
| 10年                                                        | 1,642,141                       | 94,826                       | 30,677                           | 1,640,959         | 639,618                            | 71,771                       | 121,498                        | C. Y. 1998        |
| 11年                                                        | 1,648,460                       | 95,716                       | 32,506                           | 1,633,865         | 618,955                            | 74,635                       | 121,091                        | C. Y. 1999        |
| 12年                                                        | 1,650,196                       | 97,146                       | 32,328                           | 1,637,308         | 620,064                            | 75,725                       | 121,568                        | C. Y. 2000        |
| 平成 10年度                                                    | 1,634,221                       | 93,710                       | 31,035                           | 1,634,166         | 631,811                            | 72,530                       | 126,758                        | F. Y. 1998        |
| 11年度                                                       | 1,654,297                       | 97,643                       | 32,183                           | 1,643,212         | 621,761                            | 75,587                       | 122,738                        | F. Y. 1999        |
| 12年 1~3月                                                   | 401,704                         | 23,680                       | 7,661                            | 396,447           | 150,362                            | 18,366                       | 122,738                        | Q1 2000           |
| 4~6月                                                       | 409,195                         | 23,899                       | 8,494                            | 397,611           | 150,536                            | 18,683                       | 130,520                        | Q2                |
| 7~9月                                                       | 408,164                         | 23,638                       | 7,583                            | 405,814           | 154,059                            | 17,650                       | 131,289                        | Q3                |
| 10~12月                                                     | 431,133                         | 25,929                       | 8,590                            | 437,436           | 165,107                            | 21,026                       | 121,568                        | Q4                |
| 12年 1月                                                     | 127,653                         | 6,956                        | 2,199                            | 122,678           | 47,153                             | 5,575                        | 124,727                        | Jan. 2000         |
| 2                                                          | 132,591                         | 7,798                        | 2,559                            | 128,997           | 48,755                             | 5,932                        | 127,365                        | Feb.              |
| 3                                                          | 141,460                         | 8,926                        | 2,903                            | 144,772           | 54,454                             | 6,859                        | 122,738                        | Mar.              |
| 4                                                          | 140,675                         | 8,093                        | 2,991                            | 137,878           | 51,973                             | 6,698                        | 123,570                        | Apr.              |
| 5                                                          | 129,147                         | 7,696                        | 2,657                            | 125,510           | 47,708                             | 5,534                        | 126,681                        | May.              |
| 6                                                          | 139,373                         | 8,110                        | 2,846                            | 134,223           | 50,854                             | 6,451                        | 130,520                        | Jun.              |
| 7                                                          | 139,095                         | 7,746                        | 2,469                            | 132,299           | 50,373                             | 6,043                        | 136,636                        | Jul.              |
| 8                                                          | 126,102                         | 7,826                        | 2,379                            | 131,994           | 50,461                             | 5,608                        | 130,444                        | Aug.              |
| 9                                                          | 142,967                         | 8,066                        | 2,735                            | 141,521           | 53,225                             | 5,999                        | 131,289                        | Sep.              |
| 10                                                         | 148,101                         | 7,775                        | 2,817                            | 145,390           | 55,041                             | 7,467                        | 131,558                        | Oct.              |
| 11                                                         | 145,540                         | 8,910                        | 2,835                            | 146,489           | 54,855                             | 6,550                        | 130,342                        | Nov.              |
| 12                                                         | 137,492                         | 9,244                        | 2,938                            | 145,557           | 55,211                             | 7,009                        | 121,568                        | Dec.              |

| フィルム軟質製品 (農業用) (1) Plastic film Soft plastic goods (For agriculture) |                                 |                              |                                  | (単位 : t) (Unit:t) |                                    |                              |                                |                   |
|----------------------------------------------------------------------|---------------------------------|------------------------------|----------------------------------|-------------------|------------------------------------|------------------------------|--------------------------------|-------------------|
| 年 月                                                                  | 生産(t)<br>Production<br>Quantity | 受入(t)<br>Receipt<br>Quantity | 消費(t)<br>Consumption<br>Quantity | 出荷 Shipments      |                                    |                              | 在庫(t)<br>Inventory<br>Quantity | Year and<br>Month |
|                                                                      |                                 |                              |                                  | 販売 Sales          |                                    | その他(t)<br>Others<br>Quantity |                                |                   |
|                                                                      |                                 |                              |                                  | 数量(t)<br>Quantity | 金額(百万円)<br>Value in Million of Yen |                              |                                |                   |
| 平成 8年                                                                | 142,881                         | 8,952                        | 904                              | 143,858           | 48,929                             | 11,425                       | 24,102                         | C. Y. 1996        |
| 9年                                                                   | 144,786                         | 9,832                        | 990                              | 140,347           | 48,448                             | 11,618                       | 25,429                         | C. Y. 1997        |
| 10年                                                                  | 120,864                         | 8,693                        | 754                              | 123,539           | 42,662                             | 9,974                        | 21,564                         | C. Y. 1998        |
| 11年                                                                  | 126,165                         | 8,659                        | 699                              | 123,953           | 41,538                             | 9,578                        | 22,551                         | C. Y. 1999        |
| 12年                                                                  | 120,809                         | 9,250                        | 672                              | 119,053           | 39,702                             | 9,961                        | 22,979                         | C. Y. 2000        |
| 平成 10年度                                                              | 120,478                         | 8,691                        | 709                              | 123,443           | 42,467                             | 9,709                        | 19,204                         | F. Y. 1998        |
| 11年度                                                                 | 126,510                         | 8,803                        | 725                              | 125,035           | 41,683                             | 10,019                       | 18,947                         | F. Y. 1999        |
| 12年 1~3月                                                             | 30,695                          | 1,695                        | 186                              | 33,454            | 11,005                             | 2,346                        | 18,947                         | Q1 2000           |
| 4~6月                                                                 | 29,093                          | 2,092                        | 165                              | 20,960            | 7,126                              | 2,382                        | 26,482                         | Q2                |
| 7~9月                                                                 | 31,455                          | 2,927                        | 158                              | 33,250            | 11,122                             | 2,575                        | 24,857                         | Q3                |
| 10~12月                                                               | 29,566                          | 2,536                        | 163                              | 31,389            | 10,449                             | 2,658                        | 22,979                         | Q4                |
| 12年 1月                                                               | 10,211                          | 530                          | 49                               | 10,372            | 3,507                              | 776                          | 22,107                         | Jan. 2000         |
| 2                                                                    | 9,781                           | 537                          | 51                               | 10,612            | 3,448                              | 755                          | 21,032                         | Feb.              |
| 3                                                                    | 10,703                          | 628                          | 86                               | 12,470            | 4,051                              | 815                          | 18,947                         | Mar.              |
| 4                                                                    | 9,924                           | 801                          | 54                               | 7,589             | 2,578                              | 854                          | 20,941                         | Apr.              |
| 5                                                                    | 9,433                           | 528                          | 49                               | 5,899             | 2,034                              | 672                          | 24,296                         | May.              |
| 6                                                                    | 9,736                           | 763                          | 62                               | 7,472             | 2,514                              | 856                          | 26,482                         | Jun.              |
| 7                                                                    | 10,588                          | 878                          | 55                               | 9,084             | 3,047                              | 1,000                        | 27,824                         | Jul.              |
| 8                                                                    | 9,248                           | 829                          | 48                               | 9,978             | 3,362                              | 639                          | 27,204                         | Aug.              |
| 9                                                                    | 11,619                          | 1,220                        | 55                               | 14,188            | 4,712                              | 936                          | 24,857                         | Sep.              |
| 10                                                                   | 10,560                          | 790                          | 49                               | 11,500            | 3,852                              | 870                          | 23,826                         | Oct.              |
| 11                                                                   | 10,131                          | 948                          | 49                               | 10,897            | 3,587                              | 920                          | 23,117                         | Nov.              |
| 12                                                                   | 8,875                           | 798                          | 65                               | 8,992             | 3,010                              | 868                          | 22,979                         | Dec.              |

## 2. 品目別生産・出荷・在庫統計

2. Production, Shipments and Producer's Inventory (by commodities)

| フィルム軟質製品(包装用) (2) Plastic film Soft plastic goods (For packages) |                                 | (単位: t) (Unit:t)             |                                  |                   |                                    |                              |                                |                   |            |
|------------------------------------------------------------------|---------------------------------|------------------------------|----------------------------------|-------------------|------------------------------------|------------------------------|--------------------------------|-------------------|------------|
| 年 月                                                              | 生産(t)<br>Production<br>Quantity | 受入(t)<br>Receipt<br>Quantity | 消費(t)<br>Consumption<br>Quantity | 出荷 Shipments      |                                    |                              | 在庫(t)<br>Inventory<br>Quantity | Year and<br>Month |            |
|                                                                  |                                 |                              |                                  | 販売 Sales          |                                    | その他(t)<br>Others<br>Quantity |                                |                   |            |
|                                                                  |                                 |                              |                                  | 数量(t)<br>Quantity | 金額(百万円)<br>Value in Million of Yen |                              |                                |                   |            |
| 平成                                                               | 8年                              | 1,184,918                    | 85,772                           | 20,421            | 1,215,761                          | 411,066                      | 30,405                         | 81,929            | C. Y. 1996 |
|                                                                  | 9年                              | 1,214,904                    | 72,940                           | 21,357            | 1,229,136                          | 422,264                      | 29,790                         | 81,672            | C. Y. 1997 |
|                                                                  | 10年                             | 1,162,594                    | 69,317                           | 19,964            | 1,178,284                          | 399,006                      | 33,882                         | 78,445            | C. Y. 1998 |
|                                                                  | 11年                             | 1,174,057                    | 65,843                           | 19,716            | 1,181,801                          | 386,836                      | 35,611                         | 77,129            | C. Y. 1999 |
|                                                                  | 12年                             | 1,173,851                    | 64,045                           | 20,650            | 1,179,354                          | 384,711                      | 36,234                         | 77,436            | C. Y. 2000 |
| 平成                                                               | 10年度                            | 1,162,004                    | 68,034                           | 20,015            | 1,176,799                          | 394,932                      | 34,317                         | 86,615            | F. Y. 1998 |
|                                                                  | 11年度                            | 1,178,430                    | 66,073                           | 19,360            | 1,186,657                          | 387,220                      | 36,173                         | 84,113            | F. Y. 1999 |
| 12年                                                              | 1~3月                            | 285,197                      | 16,069                           | 4,625             | 279,993                            | 91,420                       | 8,734                          | 84,113            | Q1 2000    |
|                                                                  | 4~6月                            | 291,459                      | 15,878                           | 5,572             | 293,816                            | 95,771                       | 8,528                          | 83,168            | Q2         |
|                                                                  | 7~9月                            | 287,974                      | 15,177                           | 4,854             | 288,807                            | 94,278                       | 8,522                          | 84,146            | Q3         |
|                                                                  | 10~12月                          | 309,221                      | 16,921                           | 5,599             | 316,738                            | 103,242                      | 10,450                         | 77,436            | Q4         |
| 12年                                                              | 1月                              | 89,093                       | 4,981                            | 1,343             | 86,008                             | 28,050                       | 2,579                          | 80,746            | Jan. 2000  |
|                                                                  | 2                               | 95,087                       | 5,218                            | 1,578             | 91,296                             | 29,829                       | 2,800                          | 85,023            | Feb.       |
|                                                                  | 3                               | 101,017                      | 5,870                            | 1,704             | 102,689                            | 33,540                       | 3,355                          | 84,113            | Mar.       |
|                                                                  | 4                               | 100,581                      | 5,328                            | 1,889             | 102,435                            | 33,203                       | 3,052                          | 82,553            | Apr.       |
|                                                                  | 5                               | 91,701                       | 5,192                            | 1,775             | 93,425                             | 30,601                       | 2,608                          | 81,563            | May.       |
|                                                                  | 6                               | 99,177                       | 5,358                            | 1,908             | 97,956                             | 31,966                       | 2,868                          | 83,168            | Jun.       |
|                                                                  | 7                               | 98,297                       | 4,969                            | 1,569             | 95,827                             | 31,322                       | 2,888                          | 86,226            | Jul.       |
|                                                                  | 8                               | 88,467                       | 5,245                            | 1,532             | 93,641                             | 30,675                       | 2,679                          | 81,991            | Aug.       |
|                                                                  | 9                               | 101,210                      | 4,963                            | 1,753             | 99,339                             | 32,281                       | 2,955                          | 84,146            | Sep.       |
|                                                                  | 10                              | 106,109                      | 5,039                            | 1,855             | 104,375                            | 34,018                       | 4,162                          | 85,005            | Oct.       |
|                                                                  | 11                              | 104,498                      | 5,736                            | 1,839             | 105,383                            | 34,271                       | 3,086                          | 84,980            | Nov.       |
|                                                                  | 12                              | 98,614                       | 6,146                            | 1,905             | 106,980                            | 34,953                       | 3,202                          | 77,436            | Dec.       |

| フィルム軟質製品(ラミネート) (3) Plastic film Soft plastic goods (For laminate) |                                 | (単位: t) (Unit:t)             |                                  |                   |                                    |                              |                                |                   |            |
|--------------------------------------------------------------------|---------------------------------|------------------------------|----------------------------------|-------------------|------------------------------------|------------------------------|--------------------------------|-------------------|------------|
| 年 月                                                                | 生産(t)<br>Production<br>Quantity | 受入(t)<br>Receipt<br>Quantity | 消費(t)<br>Consumption<br>Quantity | 出荷 Shipments      |                                    |                              | 在庫(t)<br>Inventory<br>Quantity | Year and<br>Month |            |
|                                                                    |                                 |                              |                                  | 販売 Sales          |                                    | その他(t)<br>Others<br>Quantity |                                |                   |            |
|                                                                    |                                 |                              |                                  | 数量(t)<br>Quantity | 金額(百万円)<br>Value in Million of Yen |                              |                                |                   |            |
| 平成                                                                 | 8年                              | 138,181                      | 5,887                            | 748               | 144,484                            | 91,611                       | 194                            | 4,056             | C. Y. 1996 |
|                                                                    | 9年                              | 143,486                      | 9,112                            | 787               | 149,677                            | 91,950                       | 239                            | 5,309             | C. Y. 1997 |
|                                                                    | 10年                             | 132,739                      | 10,053                           | 638               | 141,639                            | 84,449                       | 222                            | 5,812             | C. Y. 1998 |
|                                                                    | 11年                             | 129,114                      | 11,068                           | 613               | 139,403                            | 82,210                       | 319                            | 5,331             | C. Y. 1999 |
|                                                                    | 12年                             | 134,398                      | 10,354                           | 650               | 142,965                            | 82,193                       | 596                            | 5,657             | C. Y. 2000 |
| 平成                                                                 | 10年度                            | 130,918                      | 10,222                           | 633               | 141,432                            | 83,637                       | 232                            | 5,156             | F. Y. 1998 |
|                                                                    | 11年度                            | 128,529                      | 11,009                           | 614               | 138,680                            | 81,882                       | 390                            | 4,589             | F. Y. 1999 |
| 12年                                                                | 1~3月                            | 30,272                       | 2,446                            | 140               | 33,152                             | 19,134                       | 119                            | 4,589             | Q1 2000    |
|                                                                    | 4~6月                            | 33,584                       | 2,478                            | 160               | 35,435                             | 20,517                       | 127                            | 4,902             | Q2         |
|                                                                    | 7~9月                            | 33,945                       | 2,512                            | 164               | 35,606                             | 20,325                       | 127                            | 5,466             | Q3         |
|                                                                    | 10~12月                          | 36,597                       | 2,918                            | 186               | 38,772                             | 22,217                       | 223                            | 5,657             | Q4         |
| 12年                                                                | 1月                              | 9,992                        | 627                              | 40                | 10,199                             | 6,016                        | 35                             | 5,631             | Jan. 2000  |
|                                                                    | 2                               | 9,948                        | 835                              | 43                | 11,027                             | 6,283                        | 42                             | 5,280             | Feb.       |
|                                                                    | 3                               | 10,332                       | 984                              | 57                | 11,926                             | 6,835                        | 42                             | 4,589             | Mar.       |
|                                                                    | 4                               | 11,340                       | 939                              | 52                | 12,023                             | 6,990                        | 45                             | 4,740             | Apr.       |
|                                                                    | 5                               | 10,683                       | 862                              | 47                | 11,177                             | 6,595                        | 37                             | 5,026             | May.       |
|                                                                    | 6                               | 11,561                       | 677                              | 61                | 12,235                             | 6,931                        | 45                             | 4,902             | Jun.       |
|                                                                    | 7                               | 11,381                       | 812                              | 55                | 11,554                             | 6,652                        | 43                             | 5,420             | Jul.       |
|                                                                    | 8                               | 10,711                       | 752                              | 58                | 11,740                             | 6,540                        | 48                             | 5,034             | Aug.       |
|                                                                    | 9                               | 11,853                       | 948                              | 51                | 12,312                             | 7,134                        | 36                             | 5,466             | Sep.       |
|                                                                    | 10                              | 12,378                       | 925                              | 59                | 12,822                             | 7,331                        | 45                             | 5,820             | Oct.       |
|                                                                    | 11                              | 12,320                       | 990                              | 62                | 13,203                             | 7,469                        | 41                             | 5,782             | Nov.       |
|                                                                    | 12                              | 11,899                       | 1,003                            | 65                | 12,747                             | 7,417                        | 137                            | 5,657             | Dec.       |

## 2. 品目別生産・出荷・在庫統計

2. Production, Shipments and Producer's Inventory (by commodities)

| フィルム軟質製品 (その他の軟質製品) (4) Plastic film Soft plastic goods (For others) |                                 | (単位: t) (Unit: t)            |                                  |                   |                                    |                              |                                |                   |
|----------------------------------------------------------------------|---------------------------------|------------------------------|----------------------------------|-------------------|------------------------------------|------------------------------|--------------------------------|-------------------|
| 年 月                                                                  | 生産(t)<br>Production<br>Quantity | 受入(t)<br>Receipt<br>Quantity | 消費(t)<br>Consumption<br>Quantity | 出荷 Shipments      |                                    |                              | 在庫(t)<br>Inventory<br>Quantity | Year and<br>Month |
|                                                                      |                                 |                              |                                  | 販売 Sales          |                                    | その他(t)<br>Others<br>Quantity |                                |                   |
|                                                                      |                                 |                              |                                  | 数量(t)<br>Quantity | 金額(百万円)<br>Value in Million of Yen |                              |                                |                   |
| 平成 8年                                                                | 236,065                         | 7,743                        | 8,270                            | 207,712           | 121,279                            | 28,735                       | 16,516                         | C. Y. 1996        |
| 9年                                                                   | 246,320                         | 9,167                        | 8,235                            | 217,473           | 123,425                            | 29,824                       | 16,955                         | C. Y. 1997        |
| 10年                                                                  | 225,944                         | 6,763                        | 9,321                            | 197,497           | 113,501                            | 27,693                       | 15,677                         | C. Y. 1998        |
| 11年                                                                  | 219,124                         | 10,146                       | 11,478                           | 188,708           | 108,372                            | 29,127                       | 16,080                         | C. Y. 1999        |
| 12年                                                                  | 221,138                         | 13,497                       | 10,356                           | 195,936           | 113,458                            | 28,934                       | 15,496                         | C. Y. 2000        |
| 平成 10年度                                                              | 220,821                         | 6,763                        | 9,678                            | 192,492           | 110,776                            | 28,272                       | 15,783                         | F. Y. 1998        |
| 11年度                                                                 | 220,828                         | 11,758                       | 11,484                           | 192,840           | 110,977                            | 29,005                       | 15,089                         | F. Y. 1999        |
| 12年 1~3月                                                             | 55,540                          | 3,470                        | 2,710                            | 49,848            | 28,803                             | 7,167                        | 15,089                         | Q1 2000           |
| 4~6月                                                                 | 55,059                          | 3,451                        | 2,597                            | 47,400            | 27,122                             | 7,646                        | 15,968                         | Q2                |
| 7~9月                                                                 | 54,790                          | 3,022                        | 2,407                            | 48,151            | 28,334                             | 6,426                        | 16,820                         | Q3                |
| 10~12月                                                               | 55,749                          | 3,554                        | 2,642                            | 50,537            | 29,199                             | 7,695                        | 15,496                         | Q4                |
| 12年 1月                                                               | 18,357                          | 818                          | 767                              | 16,099            | 9,579                              | 2,185                        | 16,243                         | Jan. 2000         |
| 2                                                                    | 17,775                          | 1,208                        | 887                              | 16,062            | 9,195                              | 2,335                        | 16,030                         | Feb.              |
| 3                                                                    | 19,408                          | 1,444                        | 1,056                            | 17,687            | 10,028                             | 2,647                        | 15,089                         | Mar.              |
| 4                                                                    | 18,830                          | 1,025                        | 996                              | 15,831            | 9,201                              | 2,747                        | 15,336                         | Apr.              |
| 5                                                                    | 17,330                          | 1,114                        | 786                              | 15,009            | 8,477                              | 2,217                        | 15,796                         | May.              |
| 6                                                                    | 18,899                          | 1,312                        | 815                              | 16,560            | 9,443                              | 2,682                        | 15,968                         | Jun.              |
| 7                                                                    | 18,829                          | 1,087                        | 790                              | 15,834            | 9,353                              | 2,112                        | 17,166                         | Jul.              |
| 8                                                                    | 17,676                          | 1,000                        | 741                              | 16,635            | 9,884                              | 2,242                        | 16,215                         | Aug.              |
| 9                                                                    | 18,285                          | 935                          | 876                              | 15,682            | 9,097                              | 2,072                        | 16,820                         | Sep.              |
| 10                                                                   | 19,054                          | 1,021                        | 854                              | 16,693            | 9,841                              | 2,390                        | 16,907                         | Oct.              |
| 11                                                                   | 18,591                          | 1,236                        | 885                              | 17,006            | 9,528                              | 2,503                        | 16,463                         | Nov.              |
| 12                                                                   | 18,104                          | 1,297                        | 903                              | 16,838            | 9,830                              | 2,802                        | 15,496                         | Dec.              |
| フィルム硬質製品 (5) Plastic film Hard plastic goods                         |                                 | (単位: t) (Unit: t)            |                                  |                   |                                    |                              |                                |                   |
| 年 月                                                                  | 生産(t)<br>Production<br>Quantity | 受入(t)<br>Receipt<br>Quantity | 消費(t)<br>Consumption<br>Quantity | 出荷 Shipments      |                                    |                              | 在庫(t)<br>Inventory<br>Quantity | Year and<br>Month |
|                                                                      |                                 |                              |                                  | 販売 Sales          |                                    | その他(t)<br>Others<br>Quantity |                                |                   |
|                                                                      |                                 |                              |                                  | 数量(t)<br>Quantity | 金額(百万円)<br>Value in Million of Yen |                              |                                |                   |
| 平成 8年                                                                | 298,783                         | 83,075                       | 8,349                            | 348,474           | 155,595                            | 17,663                       | 36,252                         | C. Y. 1996        |
| 9年                                                                   | 331,083                         | 106,882                      | 11,591                           | 401,806           | 169,444                            | 15,727                       | 42,020                         | C. Y. 1997        |
| 10年                                                                  | 334,372                         | 109,832                      | 18,348                           | 403,487           | 170,537                            | 15,494                       | 43,898                         | C. Y. 1998        |
| 11年                                                                  | 347,449                         | 119,687                      | 23,152                           | 425,245           | 172,933                            | 16,488                       | 44,336                         | C. Y. 1999        |
| 12年                                                                  | 375,759                         | 114,266                      | 31,019                           | 435,362           | 183,224                            | 21,379                       | 46,225                         | C. Y. 2000        |
| 平成 10年度                                                              | 332,135                         | 109,501                      | 18,689                           | 405,091           | 170,123                            | 14,941                       | 41,899                         | F. Y. 1998        |
| 11年度                                                                 | 356,865                         | 120,160                      | 25,792                           | 428,661           | 173,946                            | 18,949                       | 46,096                         | F. Y. 1999        |
| 12年 1~3月                                                             | 88,781                          | 25,686                       | 6,710                            | 101,206           | 41,809                             | 5,962                        | 46,096                         | Q1 2000           |
| 4~6月                                                                 | 94,653                          | 30,336                       | 7,762                            | 111,732           | 47,034                             | 4,868                        | 46,251                         | Q2                |
| 7~9月                                                                 | 94,180                          | 29,722                       | 8,087                            | 111,186           | 47,836                             | 4,785                        | 44,998                         | Q3                |
| 10~12月                                                               | 98,145                          | 28,522                       | 8,460                            | 111,238           | 46,545                             | 5,764                        | 46,225                         | Q4                |
| 12年 1月                                                               | 28,646                          | 8,875                        | 1,990                            | 31,110            | 12,654                             | 2,188                        | 47,870                         | Jan. 2000         |
| 2                                                                    | 27,903                          | 7,820                        | 2,242                            | 33,006            | 13,573                             | 2,102                        | 46,344                         | Feb.              |
| 3                                                                    | 32,232                          | 8,991                        | 2,478                            | 37,090            | 15,581                             | 1,672                        | 46,096                         | Mar.              |
| 4                                                                    | 31,799                          | 10,345                       | 2,364                            | 38,320            | 15,845                             | 2,268                        | 45,022                         | Apr.              |
| 5                                                                    | 30,159                          | 9,753                        | 2,292                            | 35,510            | 15,074                             | 1,088                        | 46,048                         | May.              |
| 6                                                                    | 32,695                          | 10,238                       | 3,106                            | 37,902            | 16,115                             | 1,512                        | 46,251                         | Jun.              |
| 7                                                                    | 32,826                          | 10,473                       | 2,877                            | 37,477            | 16,139                             | 1,661                        | 47,068                         | Jul.              |
| 8                                                                    | 29,144                          | 9,707                        | 2,569                            | 37,181            | 16,043                             | 1,487                        | 44,360                         | Aug.              |
| 9                                                                    | 32,210                          | 9,542                        | 2,641                            | 36,528            | 15,654                             | 1,637                        | 44,998                         | Sep.              |
| 10                                                                   | 32,723                          | 9,542                        | 2,560                            | 36,570            | 15,209                             | 2,088                        | 46,095                         | Oct.              |
| 11                                                                   | 33,592                          | 9,593                        | 2,879                            | 36,552            | 15,112                             | 1,561                        | 48,753                         | Nov.              |
| 12                                                                   | 31,830                          | 9,387                        | 3,021                            | 38,116            | 16,224                             | 2,115                        | 46,225                         | Dec.              |



## 2. 品目別生産・出荷・在庫統計

2. Production, Shipments and Producer's Inventory (by commodities)

## シート(6) Plastic sheets

(単位:t)(Unit:t)

| 年 月      | 生産(t)<br>Production<br>Quantity | 受入(t)<br>Receipt<br>Quantity | 消費(t)<br>Consumption<br>Quantity | 出荷 Shipments      |                                    |                              | 在庫(t)<br>Inventory<br>Quantity | Year and<br>Month |
|----------|---------------------------------|------------------------------|----------------------------------|-------------------|------------------------------------|------------------------------|--------------------------------|-------------------|
|          |                                 |                              |                                  | 販売 Sales          |                                    | その他(t)<br>Others<br>Quantity |                                |                   |
|          |                                 |                              |                                  | 数量(t)<br>Quantity | 金額(百万円)<br>Value in Million of Yen |                              |                                |                   |
| 平成 8年    | 334,193                         | 16,380                       | 26,895                           | 314,868           | 127,935                            | 7,276                        | 28,511                         | C. Y. 1996        |
| 9年       | 346,223                         | 16,888                       | 28,077                           | 322,070           | 135,569                            | 10,293                       | 29,981                         | C. Y. 1997        |
| 10年      | 324,549                         | 16,720                       | 27,524                           | 303,086           | 123,080                            | 9,267                        | 27,893                         | C. Y. 1998        |
| 11年      | 336,414                         | 18,403                       | 28,745                           | 313,486           | 126,653                            | 10,372                       | 27,637                         | C. Y. 1999        |
| 12年      | 317,509                         | 18,238                       | 28,089                           | 296,707           | 120,434                            | 7,584                        | 26,971                         | C. Y. 2000        |
| 平成 10年度  | 321,848                         | 16,159                       | 27,725                           | 301,640           | 122,133                            | 9,607                        | 26,849                         | F. Y. 1998        |
| 11年度     | 334,492                         | 19,314                       | 28,527                           | 312,226           | 126,094                            | 9,752                        | 25,976                         | F. Y. 1999        |
| 12年 1~3月 | 75,827                          | 4,724                        | 6,223                            | 72,081            | 29,301                             | 1,721                        | 25,976                         | Q1 2000           |
| 4~6月     | 81,222                          | 4,668                        | 7,567                            | 76,344            | 31,227                             | 2,310                        | 24,758                         | Q2                |
| 7~9月     | 80,182                          | 4,373                        | 7,353                            | 74,256            | 30,047                             | 2,102                        | 25,295                         | Q3                |
| 10~12月   | 80,278                          | 4,473                        | 6,946                            | 74,026            | 29,859                             | 1,451                        | 26,971                         | Q4                |
| 12年 1月   | 25,658                          | 1,662                        | 1,921                            | 23,463            | 9,380                              | 627                          | 26,930                         | Jan. 2000         |
| 2        | 24,691                          | 1,511                        | 1,967                            | 23,374            | 9,660                              | 570                          | 27,135                         | Feb.              |
| 3        | 25,478                          | 1,551                        | 2,335                            | 25,244            | 10,262                             | 524                          | 25,976                         | Mar.              |
| 4        | 26,676                          | 1,722                        | 2,568                            | 25,826            | 10,245                             | 786                          | 24,627                         | Apr.              |
| 5        | 26,962                          | 1,428                        | 2,364                            | 24,939            | 10,217                             | 629                          | 24,897                         | May.              |
| 6        | 27,584                          | 1,518                        | 2,635                            | 25,579            | 10,765                             | 895                          | 24,758                         | Jun.              |
| 7        | 27,898                          | 1,582                        | 2,563                            | 25,570            | 10,494                             | 701                          | 25,304                         | Jul.              |
| 8        | 25,558                          | 1,381                        | 2,404                            | 24,021            | 9,601                              | 778                          | 24,905                         | Aug.              |
| 9        | 26,726                          | 1,410                        | 2,386                            | 24,665            | 9,952                              | 623                          | 25,295                         | Sep.              |
| 10       | 26,831                          | 1,443                        | 2,092                            | 24,804            | 9,816                              | 479                          | 25,673                         | Oct.              |
| 11       | 26,814                          | 1,555                        | 2,397                            | 24,912            | 10,229                             | 514                          | 26,185                         | Nov.              |
| 12       | 26,633                          | 1,475                        | 2,457                            | 24,310            | 9,814                              | 458                          | 26,971                         | Dec.              |

## 板(計)(7~8) Plastic plates (Total)

(単位:t)(Unit:t)

| 年 月      | 生産(t)<br>Production<br>Quantity | 受入(t)<br>Receipt<br>Quantity | 消費(t)<br>Consumption<br>Quantity | 出荷 Shipments      |                                    |                              | 在庫(t)<br>Inventory<br>Quantity | Year and<br>Month |
|----------|---------------------------------|------------------------------|----------------------------------|-------------------|------------------------------------|------------------------------|--------------------------------|-------------------|
|          |                                 |                              |                                  | 販売 Sales          |                                    | その他(t)<br>Others<br>Quantity |                                |                   |
|          |                                 |                              |                                  | 数量(t)<br>Quantity | 金額(百万円)<br>Value in Million of Yen |                              |                                |                   |
| 平成 8年    | 170,238                         | 15,113                       | 1,855                            | 173,662           | 79,567                             | 6,369                        | 15,273                         | C. Y. 1996        |
| 9年       | 169,352                         | 13,332                       | 1,158                            | 173,932           | 81,403                             | 4,970                        | 16,817                         | C. Y. 1997        |
| 10年      | 153,289                         | 10,718                       | 573                              | 160,368           | 74,094                             | 4,123                        | 15,370                         | C. Y. 1998        |
| 11年      | 151,842                         | 16,521                       | 606                              | 162,219           | 73,923                             | 6,466                        | 13,932                         | C. Y. 1999        |
| 12年      | 149,905                         | 12,978                       | 372                              | 156,630           | 69,826                             | 5,124                        | 13,232                         | C. Y. 2000        |
| 平成 10年度  | 152,840                         | 11,010                       | 503                              | 158,709           | 73,295                             | 4,123                        | 15,308                         | F. Y. 1998        |
| 11年度     | 149,223                         | 17,153                       | 600                              | 160,959           | 72,503                             | 6,748                        | 12,335                         | F. Y. 1999        |
| 12年 1~3月 | 33,844                          | 3,742                        | 132                              | 37,215            | 16,686                             | 1,222                        | 12,335                         | Q1 2000           |
| 4~6月     | 37,914                          | 3,805                        | 70                               | 40,053            | 17,889                             | 1,576                        | 12,100                         | Q2                |
| 7~9月     | 38,578                          | 2,620                        | 76                               | 38,985            | 17,399                             | 863                          | 12,729                         | Q3                |
| 10~12月   | 39,569                          | 2,811                        | 94                               | 40,377            | 17,852                             | 1,463                        | 13,232                         | Q4                |
| 12年 1月   | 11,447                          | 1,005                        | 46                               | 11,710            | 5,263                              | 480                          | 13,634                         | Jan. 2000         |
| 2        | 10,963                          | 1,111                        | 67                               | 12,127            | 5,576                              | 415                          | 13,102                         | Feb.              |
| 3        | 11,434                          | 1,626                        | 19                               | 13,378            | 5,846                              | 327                          | 12,335                         | Mar.              |
| 4        | 12,124                          | 1,324                        | 23                               | 12,787            | 5,676                              | 608                          | 12,086                         | Apr.              |
| 5        | 12,010                          | 1,149                        | 17                               | 13,415            | 5,985                              | 477                          | 11,422                         | May.              |
| 6        | 13,780                          | 1,332                        | 30                               | 13,851            | 6,228                              | 491                          | 12,100                         | Jun.              |
| 7        | 13,168                          | 1,166                        | 23                               | 13,299            | 5,840                              | 293                          | 12,833                         | Jul.              |
| 8        | 11,955                          | 675                          | 27                               | 11,926            | 5,405                              | 271                          | 12,543                         | Aug.              |
| 9        | 13,455                          | 779                          | 26                               | 13,760            | 6,154                              | 299                          | 12,729                         | Sep.              |
| 10       | 13,414                          | 1,019                        | 30                               | 13,594            | 5,959                              | 418                          | 13,182                         | Oct.              |
| 11       | 13,224                          | 807                          | 33                               | 13,402            | 5,884                              | 449                          | 13,296                         | Nov.              |
| 12       | 12,931                          | 985                          | 31                               | 13,381            | 6,010                              | 596                          | 13,232                         | Dec.              |

## 24 生産・出荷・在庫統計

## 2. 品目別生産・出荷・在庫統計

## 2. Production, Shipments and Producer's Inventory (by commodities)

## 板 (平板) (7) Plastic plates (Plastic flat plates)

(単位: t) (Unit: t)

| 年 月      | 生産(t)<br>Production<br>Quantity | 受入(t)<br>Receipt<br>Quantity | 消費(t)<br>Consumption<br>Quantity | 出荷 Shipments      |                                    |                              | 在庫(t)<br>Inventory<br>Quantity | Year and<br>Month |
|----------|---------------------------------|------------------------------|----------------------------------|-------------------|------------------------------------|------------------------------|--------------------------------|-------------------|
|          |                                 |                              |                                  | 販売 Sales          |                                    | その他(t)<br>Others<br>Quantity |                                |                   |
|          |                                 |                              |                                  | 数量(t)<br>Quantity | 金額(百万円)<br>Value in Million of Yen |                              |                                |                   |
| 平成 8年    | 123,326                         | 11,161                       | 1,855                            | 126,296           | 61,118                             | 2,530                        | 11,176                         | C. Y. 1996        |
| 9年       | 125,595                         | 9,684                        | 1,158                            | 130,813           | 64,043                             | 1,161                        | 12,069                         | C. Y. 1997        |
| 10年      | 107,617                         | 7,439                        | 573                              | 113,335           | 54,922                             | 1,043                        | 11,394                         | C. Y. 1998        |
| 11年      | 109,589                         | 10,294                       | 606                              | 116,125           | 55,722                             | 3,753                        | 10,241                         | C. Y. 1999        |
| 12年      | 115,161                         | 7,807                        | 372                              | 120,239           | 55,823                             | 2,624                        | 8,718                          | C. Y. 2000        |
| 平成 10年度  | 106,725                         | 7,545                        | 503                              | 112,359           | 54,596                             | 1,178                        | 10,940                         | F. Y. 1998        |
| 11年度     | 108,863                         | 10,676                       | 600                              | 116,174           | 54,986                             | 4,183                        | 8,502                          | F. Y. 1999        |
| 12年 1~3月 | 26,663                          | 2,621                        | 132                              | 29,420            | 13,808                             | 765                          | 8,502                          | Q1 2000           |
| 4~6月     | 27,684                          | 2,505                        | 70                               | 29,618            | 13,914                             | 792                          | 8,027                          | Q2                |
| 7~9月     | 29,330                          | 1,160                        | 76                               | 29,931            | 13,815                             | 296                          | 7,689                          | Q3                |
| 10~12月   | 31,484                          | 1,521                        | 94                               | 31,270            | 14,285                             | 771                          | 8,718                          | Q4                |
| 12年 1月   | 8,539                           | 772                          | 46                               | 9,050             | 4,329                              | 342                          | 9,953                          | Jan. 2000         |
| 2        | 8,785                           | 918                          | 67                               | 9,917             | 4,744                              | 265                          | 9,446                          | Feb.              |
| 3        | 9,339                           | 931                          | 19                               | 10,453            | 4,735                              | 158                          | 8,502                          | Mar.              |
| 4        | 9,075                           | 857                          | 23                               | 9,745             | 4,586                              | 311                          | 8,123                          | Apr.              |
| 5        | 8,784                           | 778                          | 17                               | 9,413             | 4,429                              | 233                          | 8,095                          | May.              |
| 6        | 9,825                           | 870                          | 30                               | 10,460            | 4,899                              | 248                          | 8,027                          | Jun.              |
| 7        | 10,004                          | 638                          | 23                               | 10,150            | 4,596                              | 112                          | 8,442                          | Jul.              |
| 8        | 9,088                           | 279                          | 27                               | 9,193             | 4,330                              | 102                          | 7,829                          | Aug.              |
| 9        | 10,238                          | 243                          | 26                               | 10,588            | 4,889                              | 82                           | 7,689                          | Sep.              |
| 10       | 10,957                          | 623                          | 30                               | 10,874            | 4,893                              | 191                          | 8,273                          | Oct.              |
| 11       | 10,328                          | 376                          | 33                               | 10,248            | 4,675                              | 216                          | 8,475                          | Nov.              |
| 12       | 10,199                          | 522                          | 31                               | 10,148            | 4,717                              | 364                          | 8,718                          | Dec.              |

## 板 (波板) (8) Plastic plates (Plastic wave plates)

(単位: t) (Unit: t)

| 年 月      | 生産(t)<br>Production<br>Quantity | 受入(t)<br>Receipt<br>Quantity | 消費(t)<br>Consumption<br>Quantity | 出荷 Shipments      |                                    |                              | 在庫(t)<br>Inventory<br>Quantity | Year and<br>Month |
|----------|---------------------------------|------------------------------|----------------------------------|-------------------|------------------------------------|------------------------------|--------------------------------|-------------------|
|          |                                 |                              |                                  | 販売 Sales          |                                    | その他(t)<br>Others<br>Quantity |                                |                   |
|          |                                 |                              |                                  | 数量(t)<br>Quantity | 金額(百万円)<br>Value in Million of Yen |                              |                                |                   |
| 平成 8年    | 46,912                          | 3,952                        | -                                | 47,366            | 18,449                             | 3,839                        | 4,097                          | C. Y. 1996        |
| 9年       | 43,757                          | 3,648                        | -                                | 43,119            | 17,360                             | 3,809                        | 4,748                          | C. Y. 1997        |
| 10年      | 45,672                          | 3,279                        | -                                | 47,033            | 19,171                             | 3,080                        | 3,976                          | C. Y. 1998        |
| 11年      | 42,253                          | 6,227                        | -                                | 46,094            | 18,201                             | 2,713                        | 3,691                          | C. Y. 1999        |
| 12年      | 34,744                          | 5,171                        | -                                | 36,391            | 14,003                             | 2,500                        | 4,514                          | C. Y. 2000        |
| 平成 10年度  | 46,115                          | 3,465                        | -                                | 46,350            | 18,700                             | 2,945                        | 4,368                          | F. Y. 1998        |
| 11年度     | 40,360                          | 6,477                        | -                                | 44,785            | 17,517                             | 2,565                        | 3,833                          | F. Y. 1999        |
| 12年 1~3月 | 7,181                           | 1,121                        | -                                | 7,795             | 2,877                              | 457                          | 3,833                          | Q1 2000           |
| 4~6月     | 10,230                          | 1,300                        | -                                | 10,435            | 3,975                              | 784                          | 4,073                          | Q2                |
| 7~9月     | 9,248                           | 1,460                        | -                                | 9,054             | 3,584                              | 567                          | 5,040                          | Q3                |
| 10~12月   | 8,085                           | 1,290                        | -                                | 9,107             | 3,567                              | 692                          | 4,514                          | Q4                |
| 12年 1月   | 2,908                           | 233                          | -                                | 2,660             | 934                                | 138                          | 3,681                          | Jan. 2000         |
| 2        | 2,178                           | 193                          | -                                | 2,210             | 832                                | 150                          | 3,656                          | Feb.              |
| 3        | 2,095                           | 695                          | -                                | 2,925             | 1,111                              | 169                          | 3,833                          | Mar.              |
| 4        | 3,049                           | 467                          | -                                | 3,042             | 1,090                              | 297                          | 3,963                          | Apr.              |
| 5        | 3,226                           | 371                          | -                                | 4,002             | 1,556                              | 244                          | 3,327                          | May.              |
| 6        | 3,955                           | 462                          | -                                | 3,391             | 1,329                              | 243                          | 4,073                          | Jun.              |
| 7        | 3,164                           | 528                          | -                                | 3,149             | 1,244                              | 181                          | 4,391                          | Jul.              |
| 8        | 2,867                           | 396                          | -                                | 2,733             | 1,075                              | 169                          | 4,714                          | Aug.              |
| 9        | 3,217                           | 536                          | -                                | 3,172             | 1,265                              | 217                          | 5,040                          | Sep.              |
| 10       | 2,457                           | 396                          | -                                | 2,720             | 1,066                              | 227                          | 4,909                          | Oct.              |
| 11       | 2,896                           | 431                          | -                                | 3,154             | 1,209                              | 233                          | 4,821                          | Nov.              |
| 12       | 2,732                           | 463                          | -                                | 3,233             | 1,293                              | 232                          | 4,514                          | Dec.              |

## 2. 品目別生産・出荷・在庫統計

2. Production, Shipments and Producer's Inventory (by commodities)

| 合成皮革 (9) Plastic synthetic leathers(supported sheets) |                                 | (単位：t) (Unit:t)              |                                  |                   |                                    |                              |                                |                   |            |
|-------------------------------------------------------|---------------------------------|------------------------------|----------------------------------|-------------------|------------------------------------|------------------------------|--------------------------------|-------------------|------------|
| 年 月                                                   | 生産(t)<br>Production<br>Quantity | 受入(t)<br>Receipt<br>Quantity | 消費(t)<br>Consumption<br>Quantity | 出荷 Shipments      |                                    |                              | 在庫(t)<br>Inventory<br>Quantity | Year and<br>Month |            |
|                                                       |                                 |                              |                                  | 販売 Sales          |                                    | その他(t)<br>Others<br>Quantity |                                |                   |            |
|                                                       |                                 |                              |                                  | 数量(t)<br>Quantity | 金額(百万円)<br>Value in Million of Yen |                              |                                |                   |            |
| 平成                                                    | 8年                              | 94,328                       | 2,668                            | -                 | 91,430                             | 95,674                       | 5,136                          | 5,498             | C. Y. 1996 |
|                                                       | 9年                              | 89,169                       | 2,523                            | -                 | 85,069                             | 91,017                       | 5,527                          | 6,603             | C. Y. 1997 |
|                                                       | 10年                             | 78,004                       | 1,926                            | -                 | 75,744                             | 83,519                       | 4,033                          | 7,052             | C. Y. 1998 |
|                                                       | 11年                             | 78,422                       | 1,759                            | -                 | 75,259                             | 84,563                       | 4,346                          | 7,425             | C. Y. 1999 |
|                                                       | 12年                             | 75,024                       | 1,852                            | -                 | 72,000                             | 82,270                       | 4,599                          | 6,441             | C. Y. 2000 |
| 平成                                                    | 10年度                            | 76,597                       | 1,855                            | -                 | 74,752                             | 82,015                       | 4,052                          | 6,832             | F. Y. 1998 |
|                                                       | 11年度                            | 78,713                       | 1,757                            | -                 | 75,428                             | 85,711                       | 4,384                          | 6,311             | F. Y. 1999 |
| 12年                                                   | 1～3月                            | 19,833                       | 550                              | -                 | 19,301                             | 21,981                       | 1,197                          | 6,311             | Q1 2000    |
|                                                       | 4～6月                            | 18,651                       | 343                              | -                 | 17,494                             | 20,316                       | 1,265                          | 6,505             | Q2         |
|                                                       | 7～9月                            | 18,459                       | 491                              | -                 | 18,287                             | 20,958                       | 1,075                          | 6,052             | Q3         |
|                                                       | 10～12月                          | 18,081                       | 468                              | -                 | 16,918                             | 19,014                       | 1,062                          | 6,441             | Q4         |
| 12年                                                   | 1月                              | 5,809                        | 106                              | -                 | 5,575                              | 6,322                        | 344                            | 7,384             | Jan. 2000  |
|                                                       | 2                               | 6,477                        | 162                              | -                 | 6,246                              | 6,956                        | 390                            | 7,384             | Feb.       |
|                                                       | 3                               | 7,547                        | 282                              | -                 | 7,480                              | 8,704                        | 463                            | 6,311             | Mar.       |
|                                                       | 4                               | 6,265                        | 102                              | -                 | 5,886                              | 6,855                        | 427                            | 6,346             | Apr.       |
|                                                       | 5                               | 6,006                        | 102                              | -                 | 5,700                              | 6,356                        | 407                            | 6,334             | May.       |
|                                                       | 6                               | 6,380                        | 139                              | -                 | 5,908                              | 7,105                        | 431                            | 6,505             | Jun.       |
|                                                       | 7                               | 6,255                        | 101                              | -                 | 6,025                              | 6,990                        | 389                            | 6,422             | Jul.       |
|                                                       | 8                               | 5,834                        | 158                              | -                 | 5,549                              | 6,530                        | 343                            | 6,510             | Aug.       |
|                                                       | 9                               | 6,370                        | 232                              | -                 | 6,713                              | 7,438                        | 343                            | 6,052             | Sep.       |
|                                                       | 10                              | 5,996                        | 266                              | -                 | 5,680                              | 6,604                        | 345                            | 6,131             | Oct.       |
|                                                       | 11                              | 6,141                        | 102                              | -                 | 5,812                              | 6,236                        | 348                            | 6,205             | Nov.       |
|                                                       | 12                              | 5,944                        | 100                              | -                 | 5,426                              | 6,175                        | 369                            | 6,441             | Dec.       |
| パイプ (10) Plastic pipes                                |                                 | (単位：t) (Unit:t)              |                                  |                   |                                    |                              |                                |                   |            |
| 年 月                                                   | 生産(t)<br>Production<br>Quantity | 受入(t)<br>Receipt<br>Quantity | 消費(t)<br>Consumption<br>Quantity | 出荷 Shipments      |                                    |                              | 在庫(t)<br>Inventory<br>Quantity | Year and<br>Month |            |
|                                                       |                                 |                              |                                  | 販売 Sales          |                                    | その他(t)<br>Others<br>Quantity |                                |                   |            |
|                                                       |                                 |                              |                                  | 数量(t)<br>Quantity | 金額(百万円)<br>Value in Million of Yen |                              |                                |                   |            |
| 平成                                                    | 8年                              | 701,357                      | 42,651                           | 3,925             | 683,068                            | 169,541                      | 54,332                         | 51,757            | C. Y. 1996 |
|                                                       | 9年                              | 701,279                      | 43,679                           | 3,546             | 688,537                            | 170,462                      | 49,581                         | 55,796            | C. Y. 1997 |
|                                                       | 10年                             | 657,645                      | 44,772                           | 3,457             | 650,138                            | 158,509                      | 46,606                         | 57,365            | C. Y. 1998 |
|                                                       | 11年                             | 686,940                      | 46,295                           | 3,206             | 687,992                            | 165,370                      | 44,445                         | 55,415            | C. Y. 1999 |
|                                                       | 12年                             | 668,548                      | 47,518                           | 2,271             | 672,450                            | 161,676                      | 42,124                         | 51,736            | C. Y. 2000 |
| 平成                                                    | 10年度                            | 660,854                      | 46,652                           | 3,479             | 655,318                            | 159,024                      | 46,333                         | 51,726            | F. Y. 1998 |
|                                                       | 11年度                            | 678,500                      | 44,355                           | 2,449             | 679,705                            | 163,255                      | 42,704                         | 48,629            | F. Y. 1999 |
| 12年                                                   | 1～3月                            | 162,243                      | 10,292                           | 498               | 167,863                            | 40,466                       | 9,724                          | 48,629            | Q1 2000    |
|                                                       | 4～6月                            | 137,469                      | 10,653                           | 335               | 134,765                            | 33,309                       | 9,004                          | 52,392            | Q2         |
|                                                       | 7～9月                            | 174,703                      | 12,231                           | 377               | 174,012                            | 41,418                       | 11,142                         | 53,269            | Q3         |
|                                                       | 10～12月                          | 194,133                      | 14,342                           | 1,061             | 195,810                            | 46,483                       | 12,254                         | 51,736            | Q4         |
| 12年                                                   | 1月                              | 50,981                       | 3,273                            | 190               | 55,035                             | 13,173                       | 3,127                          | 50,920            | Jan. 2000  |
|                                                       | 2                               | 54,049                       | 3,608                            | 179               | 54,751                             | 13,244                       | 3,357                          | 49,935            | Feb.       |
|                                                       | 3                               | 57,213                       | 3,411                            | 129               | 58,077                             | 14,050                       | 3,240                          | 48,629            | Mar.       |
|                                                       | 4                               | 42,741                       | 2,901                            | 104               | 41,386                             | 10,045                       | 2,791                          | 49,740            | Apr.       |
|                                                       | 5                               | 43,472                       | 3,350                            | 102               | 44,336                             | 11,238                       | 2,926                          | 48,983            | May.       |
|                                                       | 6                               | 51,256                       | 4,402                            | 129               | 49,043                             | 12,026                       | 3,287                          | 52,392            | Jun.       |
|                                                       | 7                               | 56,100                       | 2,950                            | 60                | 52,496                             | 12,741                       | 3,468                          | 55,258            | Jul.       |
|                                                       | 8                               | 49,009                       | 4,156                            | 184               | 53,527                             | 12,928                       | 3,468                          | 50,901            | Aug.       |
|                                                       | 9                               | 69,594                       | 5,125                            | 133               | 67,989                             | 15,749                       | 4,206                          | 53,269            | Sep.       |
|                                                       | 10                              | 67,255                       | 4,702                            | 467               | 64,900                             | 15,336                       | 4,351                          | 55,130            | Oct.       |
|                                                       | 11                              | 66,767                       | 5,076                            | 286               | 69,119                             | 16,448                       | 4,226                          | 53,181            | Nov.       |
|                                                       | 12                              | 60,111                       | 4,564                            | 308               | 61,791                             | 14,699                       | 3,677                          | 51,736            | Dec.       |

## 2. 品目別生産・出荷・在庫統計

2. Production, Shipments and Producer's Inventory (by commodities)

| 継手 (11) Plastic pipe fittings                                                                             |                                 | (単位：t) (Unit:t)              |                                  |                   |                                    |                              |                                |                   |
|-----------------------------------------------------------------------------------------------------------|---------------------------------|------------------------------|----------------------------------|-------------------|------------------------------------|------------------------------|--------------------------------|-------------------|
| 年 月                                                                                                       | 生産(t)<br>Production<br>Quantity | 受入(t)<br>Receipt<br>Quantity | 消費(t)<br>Consumption<br>Quantity | 出荷 Shipments      |                                    |                              | 在庫(t)<br>Inventory<br>Quantity | Year and<br>Month |
|                                                                                                           |                                 |                              |                                  | 販売 Sales          |                                    | その他(t)<br>Others<br>Quantity |                                |                   |
|                                                                                                           |                                 |                              |                                  | 数量(t)<br>Quantity | 金額(百万円)<br>Value in Million of Yen |                              |                                |                   |
| 平成 8年                                                                                                     | 76,163                          | 10,458                       | 560                              | 79,092            | 60,781                             | 6,907                        | 6,390                          | C. Y. 1996        |
| 9年                                                                                                        | 78,717                          | 12,729                       | 672                              | 81,018            | 61,898                             | 8,429                        | 7,772                          | C. Y. 1997        |
| 10年                                                                                                       | 64,519                          | 7,967                        | 399                              | 67,293            | 53,171                             | 5,896                        | 6,798                          | C. Y. 1998        |
| 11年                                                                                                       | 66,456                          | 6,994                        | 265                              | 66,729            | 52,250                             | 7,223                        | 6,200                          | C. Y. 1999        |
| 12年                                                                                                       | 68,011                          | 7,262                        | 287                              | 67,737            | 53,010                             | 6,958                        | 5,771                          | C. Y. 2000        |
| 平成 10年度                                                                                                   | 64,719                          | 7,314                        | 344                              | 66,604            | 52,571                             | 5,963                        | 6,675                          | F. Y. 1998        |
| 11年度                                                                                                      | 66,999                          | 7,040                        | 298                              | 67,042            | 52,186                             | 7,224                        | 6,084                          | F. Y. 1999        |
| 12年 1～3月                                                                                                  | 16,713                          | 1,791                        | 127                              | 16,604            | 13,221                             | 1,717                        | 6,084                          | Q1 2000           |
| 4～6月                                                                                                      | 15,990                          | 1,968                        | 90                               | 16,199            | 12,569                             | 1,576                        | 5,986                          | Q2                |
| 7～9月                                                                                                      | 16,431                          | 1,715                        | 39                               | 16,235            | 12,779                             | 1,629                        | 5,998                          | Q3                |
| 10～12月                                                                                                    | 18,877                          | 1,788                        | 31                               | 18,699            | 14,441                             | 2,036                        | 5,771                          | Q4                |
| 12年 1月                                                                                                    | 5,803                           | 576                          | 9                                | 5,579             | 4,331                              | 650                          | 6,281                          | Jan. 2000         |
| 2                                                                                                         | 5,385                           | 593                          | 12                               | 5,362             | 4,217                              | 545                          | 6,284                          | Feb.              |
| 3                                                                                                         | 5,525                           | 622                          | 106                              | 5,663             | 4,673                              | 522                          | 6,084                          | Mar.              |
| 4                                                                                                         | 5,734                           | 733                          | 58                               | 5,939             | 4,746                              | 590                          | 5,890                          | Apr.              |
| 5                                                                                                         | 5,081                           | 587                          | 21                               | 5,070             | 3,839                              | 500                          | 5,909                          | May.              |
| 6                                                                                                         | 5,175                           | 648                          | 11                               | 5,190             | 3,983                              | 486                          | 5,986                          | Jun.              |
| 7                                                                                                         | 5,586                           | 566                          | 14                               | 5,384             | 4,209                              | 614                          | 6,074                          | Jul.              |
| 8                                                                                                         | 5,217                           | 541                          | 12                               | 5,253             | 4,209                              | 550                          | 5,959                          | Aug.              |
| 9                                                                                                         | 5,628                           | 608                          | 13                               | 5,598             | 4,361                              | 465                          | 5,998                          | Sep.              |
| 10                                                                                                        | 6,124                           | 676                          | 12                               | 6,066             | 4,600                              | 687                          | 5,954                          | Oct.              |
| 11                                                                                                        | 6,570                           | 545                          | 9                                | 6,332             | 4,942                              | 697                          | 5,975                          | Nov.              |
| 12                                                                                                        | 6,183                           | 567                          | 10                               | 6,301             | 4,898                              | 652                          | 5,771                          | Dec.              |
| 機械器具部品(照明用品を含む。)(計)(12～14) Plastic products for machine tools and equipment parts (Total) (単位：t) (Unit:t) |                                 |                              |                                  |                   |                                    |                              |                                |                   |
| 年 月                                                                                                       | 生産(t)<br>Production<br>Quantity | 受入(t)<br>Receipt<br>Quantity | 消費(t)<br>Consumption<br>Quantity | 出荷 Shipments      |                                    |                              | 在庫(t)<br>Inventory<br>Quantity | Year and<br>Month |
|                                                                                                           |                                 |                              |                                  | 販売 Sales          |                                    | その他(t)<br>Others<br>Quantity |                                |                   |
|                                                                                                           |                                 |                              |                                  | 数量(t)<br>Quantity | 金額(百万円)<br>Value in Million of Yen |                              |                                |                   |
| 平成 8年                                                                                                     | 828,886                         | 163,737                      | 71,548                           | 895,565           | 1,257,548                          | 19,342                       | 21,570                         | C. Y. 1996        |
| 9年                                                                                                        | 859,454                         | 173,928                      | 73,134                           | 939,069           | 1,359,857                          | 17,160                       | 20,765                         | C. Y. 1997        |
| 10年                                                                                                       | 798,420                         | 158,025                      | 68,354                           | 868,666           | 1,277,903                          | 14,754                       | 20,724                         | C. Y. 1998        |
| 11年                                                                                                       | 779,780                         | 158,421                      | 63,150                           | 857,108           | 1,263,142                          | 11,650                       | 20,988                         | C. Y. 1999        |
| 12年                                                                                                       | 787,354                         | 160,079                      | 64,269                           | 865,748           | 1,315,749                          | 13,004                       | 20,414                         | C. Y. 2000        |
| 平成 10年度                                                                                                   | 794,929                         | 154,408                      | 66,292                           | 865,628           | 1,265,622                          | 13,796                       | 19,828                         | F. Y. 1998        |
| 11年度                                                                                                      | 780,322                         | 160,892                      | 63,094                           | 858,756           | 1,280,688                          | 11,518                       | 20,767                         | F. Y. 1999        |
| 12年 1～3月                                                                                                  | 198,052                         | 40,539                       | 15,611                           | 217,851           | 332,180                            | 3,080                        | 20,767                         | Q1 2000           |
| 4～6月                                                                                                      | 196,313                         | 39,660                       | 16,249                           | 215,173           | 322,596                            | 3,214                        | 21,002                         | Q2                |
| 7～9月                                                                                                      | 194,811                         | 39,552                       | 16,009                           | 214,878           | 323,469                            | 3,333                        | 19,741                         | Q3                |
| 10～12月                                                                                                    | 198,178                         | 40,328                       | 16,400                           | 217,846           | 337,504                            | 3,377                        | 20,414                         | Q4                |
| 12年 1月                                                                                                    | 60,816                          | 12,510                       | 4,821                            | 66,828            | 99,692                             | 993                          | 20,619                         | Jan. 2000         |
| 2                                                                                                         | 66,542                          | 13,519                       | 5,121                            | 72,719            | 112,217                            | 1,006                        | 21,266                         | Feb.              |
| 3                                                                                                         | 70,694                          | 14,510                       | 5,669                            | 78,304            | 120,271                            | 1,081                        | 20,767                         | Mar.              |
| 4                                                                                                         | 65,978                          | 13,886                       | 5,616                            | 73,092            | 110,381                            | 1,086                        | 20,451                         | Apr.              |
| 5                                                                                                         | 61,869                          | 12,651                       | 5,117                            | 67,793            | 101,060                            | 992                          | 20,705                         | May.              |
| 6                                                                                                         | 68,466                          | 13,123                       | 5,516                            | 74,288            | 111,154                            | 1,136                        | 21,002                         | Jun.              |
| 7                                                                                                         | 68,181                          | 13,805                       | 5,422                            | 75,251            | 113,503                            | 1,145                        | 20,501                         | Jul.              |
| 8                                                                                                         | 61,371                          | 12,824                       | 5,391                            | 67,833            | 102,577                            | 1,055                        | 19,896                         | Aug.              |
| 9                                                                                                         | 65,259                          | 12,923                       | 5,196                            | 71,794            | 107,388                            | 1,133                        | 19,741                         | Sep.              |
| 10                                                                                                        | 66,948                          | 13,533                       | 5,505                            | 73,000            | 113,234                            | 1,162                        | 20,145                         | Oct.              |
| 11                                                                                                        | 66,873                          | 13,574                       | 5,584                            | 73,586            | 114,782                            | 1,136                        | 20,623                         | Nov.              |
| 12                                                                                                        | 64,357                          | 13,221                       | 5,311                            | 71,260            | 109,488                            | 1,079                        | 20,414                         | Dec.              |

## 2. 品目別生産・出荷・在庫統計

2. Production, Shipments and Producer's Inventory (by commodities)

## 輸送機械用部品 (12) Plastic transport equipment parts (単位: t) (Unit: t)

| 年 月      | 生産 (t)<br>Production<br>Quantity | 受入 (t)<br>Receipt<br>Quantity | 消費 (t)<br>Consumption<br>Quantity | 出荷 Shipments       |                                     |                               | 在庫 (t)<br>Inventory<br>Quantity | Year and<br>Month |
|----------|----------------------------------|-------------------------------|-----------------------------------|--------------------|-------------------------------------|-------------------------------|---------------------------------|-------------------|
|          |                                  |                               |                                   | 販売 Sales           |                                     | その他 (t)<br>Others<br>Quantity |                                 |                   |
|          |                                  |                               |                                   | 数量 (t)<br>Quantity | 金額 (百万円)<br>Value in Million of Yen |                               |                                 |                   |
| 平成 8年    | 361,695                          | 50,807                        | 31,396                            | 372,862            | 574,127                             | 5,636                         | 6,570                           | C. Y. 1996        |
| 9年       | 388,001                          | 61,054                        | 33,544                            | 406,858            | 645,155                             | 6,450                         | 6,737                           | C. Y. 1997        |
| 10年      | 348,513                          | 57,034                        | 31,589                            | 369,019            | 602,251                             | 4,496                         | 6,630                           | C. Y. 1998        |
| 11年      | 356,749                          | 61,297                        | 32,808                            | 380,660            | 601,313                             | 3,214                         | 6,728                           | C. Y. 1999        |
| 12年      | 370,451                          | 67,872                        | 34,628                            | 398,679            | 626,193                             | 4,122                         | 6,802                           | C. Y. 2000        |
| 平成 10年度  | 347,382                          | 57,103                        | 31,542                            | 368,105            | 597,247                             | 4,126                         | 6,590                           | F. Y. 1998        |
| 11年度     | 362,203                          | 63,551                        | 33,113                            | 387,949            | 611,641                             | 3,071                         | 7,155                           | F. Y. 1999        |
| 12年 1~3月 | 95,354                           | 17,002                        | 8,264                             | 102,618            | 162,524                             | 898                           | 7,155                           | Q1 2000           |
| 4~6月     | 91,138                           | 16,569                        | 8,700                             | 97,700             | 151,870                             | 1,107                         | 7,142                           | Q2                |
| 7~9月     | 91,370                           | 16,955                        | 8,650                             | 98,457             | 152,917                             | 1,114                         | 6,965                           | Q3                |
| 10~12月   | 92,589                           | 17,346                        | 9,014                             | 99,904             | 158,881                             | 1,003                         | 6,802                           | Q4                |
| 12年 1月   | 28,187                           | 5,094                         | 2,483                             | 30,294             | 47,778                              | 283                           | 7,059                           | Jan. 2000         |
| 2        | 32,151                           | 5,584                         | 2,662                             | 34,348             | 54,545                              | 286                           | 7,340                           | Feb.              |
| 3        | 35,016                           | 6,324                         | 3,119                             | 37,976             | 60,201                              | 329                           | 7,155                           | Mar.              |
| 4        | 31,086                           | 5,825                         | 3,127                             | 33,466             | 52,786                              | 352                           | 6,972                           | Apr.              |
| 5        | 28,101                           | 5,288                         | 2,690                             | 30,230             | 46,848                              | 354                           | 7,032                           | May.              |
| 6        | 31,951                           | 5,456                         | 2,883                             | 34,004             | 52,235                              | 401                           | 7,142                           | Jun.              |
| 7        | 32,416                           | 6,029                         | 2,917                             | 35,110             | 54,381                              | 386                           | 7,023                           | Jul.              |
| 8        | 28,350                           | 5,527                         | 3,047                             | 30,495             | 47,597                              | 366                           | 6,896                           | Aug.              |
| 9        | 30,604                           | 5,399                         | 2,686                             | 32,852             | 50,939                              | 362                           | 6,965                           | Sep.              |
| 10       | 31,255                           | 5,774                         | 2,948                             | 33,779             | 53,323                              | 366                           | 6,835                           | Oct.              |
| 11       | 31,378                           | 5,863                         | 3,092                             | 33,707             | 53,830                              | 324                           | 6,887                           | Nov.              |
| 12       | 29,956                           | 5,709                         | 2,974                             | 32,418             | 51,728                              | 313                           | 6,802                           | Dec.              |

## 電気通信用部品 (13) Electronic communication equipment parts (単位: t) (Unit: t)

| 年 月      | 生産 (t)<br>Production<br>Quantity | 受入 (t)<br>Receipt<br>Quantity | 消費 (t)<br>Consumption<br>Quantity | 出荷 Shipments       |                                     |                               | 在庫 (t)<br>Inventory<br>Quantity | Year and<br>Month |
|----------|----------------------------------|-------------------------------|-----------------------------------|--------------------|-------------------------------------|-------------------------------|---------------------------------|-------------------|
|          |                                  |                               |                                   | 販売 Sales           |                                     | その他 (t)<br>Others<br>Quantity |                                 |                   |
|          |                                  |                               |                                   | 数量 (t)<br>Quantity | 金額 (百万円)<br>Value in Million of Yen |                               |                                 |                   |
| 平成 8年    | 289,364                          | 67,568                        | 27,259                            | 320,350            | 405,352                             | 8,242                         | 7,646                           | C. Y. 1996        |
| 9年       | 313,399                          | 69,829                        | 24,470                            | 352,172            | 451,635                             | 4,648                         | 7,322                           | C. Y. 1997        |
| 10年      | 309,136                          | 61,118                        | 22,384                            | 340,090            | 435,716                             | 4,258                         | 7,927                           | C. Y. 1998        |
| 11年      | 287,657                          | 57,446                        | 16,267                            | 323,048            | 434,206                             | 2,605                         | 8,122                           | C. Y. 1999        |
| 12年      | 280,454                          | 54,730                        | 15,643                            | 314,487            | 460,852                             | 3,077                         | 8,303                           | C. Y. 2000        |
| 平成 10年度  | 308,703                          | 57,997                        | 20,664                            | 339,422            | 433,286                             | 3,775                         | 7,542                           | F. Y. 1998        |
| 11年度     | 282,677                          | 57,600                        | 15,839                            | 318,370            | 439,994                             | 2,574                         | 8,322                           | F. Y. 1999        |
| 12年 1~3月 | 68,533                           | 13,942                        | 3,934                             | 77,075             | 111,990                             | 739                           | 8,322                           | Q1 2000           |
| 4~6月     | 71,103                           | 13,944                        | 4,058                             | 79,656             | 114,652                             | 627                           | 8,663                           | Q2                |
| 7~9月     | 69,224                           | 13,295                        | 3,837                             | 78,264             | 113,910                             | 832                           | 7,711                           | Q3                |
| 10~12月   | 71,594                           | 13,549                        | 3,814                             | 79,492             | 120,300                             | 879                           | 8,303                           | Q4                |
| 12年 1月   | 21,566                           | 4,349                         | 1,216                             | 24,262             | 34,730                              | 238                           | 8,167                           | Jan. 2000         |
| 2        | 23,016                           | 4,668                         | 1,313                             | 25,661             | 37,363                              | 234                           | 8,494                           | Feb.              |
| 3        | 23,951                           | 4,925                         | 1,405                             | 27,152             | 39,897                              | 267                           | 8,322                           | Mar.              |
| 4        | 23,343                           | 4,870                         | 1,362                             | 26,858             | 38,224                              | 199                           | 8,009                           | Apr.              |
| 5        | 22,832                           | 4,446                         | 1,288                             | 25,399             | 36,504                              | 193                           | 8,377                           | May.              |
| 6        | 24,928                           | 4,628                         | 1,408                             | 27,399             | 39,925                              | 235                           | 8,663                           | Jun.              |
| 7        | 24,201                           | 4,580                         | 1,330                             | 27,192             | 39,134                              | 305                           | 8,326                           | Jul.              |
| 8        | 21,947                           | 4,290                         | 1,193                             | 24,943             | 36,729                              | 238                           | 7,975                           | Aug.              |
| 9        | 23,076                           | 4,425                         | 1,314                             | 26,129             | 38,047                              | 289                           | 7,711                           | Sep.              |
| 10       | 23,885                           | 4,592                         | 1,346                             | 26,211             | 40,007                              | 300                           | 8,177                           | Oct.              |
| 11       | 24,354                           | 4,490                         | 1,303                             | 26,905             | 41,035                              | 306                           | 8,480                           | Nov.              |
| 12       | 23,355                           | 4,467                         | 1,165                             | 26,376             | 39,258                              | 273                           | 8,303                           | Dec.              |

2. 品目別生産・出荷・在庫統計  
 2. Production, Shipments and Producer's Inventory (by commodities)

| その他の部品 (14) |                                 | Other plastic products for machine tools and parts |                                  |                   |                                    |                              |                                | (単位: t) (Unit: t) |            |
|-------------|---------------------------------|----------------------------------------------------|----------------------------------|-------------------|------------------------------------|------------------------------|--------------------------------|-------------------|------------|
| 年 月         | 生産(t)<br>Production<br>Quantity | 受入(t)<br>Receipt<br>Quantity                       | 消費(t)<br>Consumption<br>Quantity | 出荷 Shipments      |                                    |                              | 在庫(t)<br>Inventory<br>Quantity | Year and<br>Month |            |
|             |                                 |                                                    |                                  | 販売 Sales          |                                    | その他(t)<br>Others<br>Quantity |                                |                   |            |
|             |                                 |                                                    |                                  | 数量(t)<br>Quantity | 金額(百万円)<br>Value in Million of Yen |                              |                                |                   |            |
| 平成          | 8年                              | 177,827                                            | 45,362                           | 12,893            | 202,353                            | 278,069                      | 5,464                          | 7,354             | C. Y. 1996 |
|             | 9年                              | 158,054                                            | 43,045                           | 15,120            | 180,039                            | 263,066                      | 6,062                          | 6,706             | C. Y. 1997 |
|             | 10年                             | 140,771                                            | 39,873                           | 14,381            | 159,557                            | 239,937                      | 6,000                          | 6,167             | C. Y. 1998 |
|             | 11年                             | 135,374                                            | 39,678                           | 14,075            | 153,400                            | 227,623                      | 5,831                          | 6,138             | C. Y. 1999 |
|             | 12年                             | 136,449                                            | 37,477                           | 13,998            | 152,582                            | 228,704                      | 5,805                          | 5,309             | C. Y. 2000 |
| 平成          | 10年度                            | 138,844                                            | 39,308                           | 14,086            | 158,101                            | 235,089                      | 5,895                          | 5,696             | F. Y. 1998 |
|             | 11年度                            | 135,442                                            | 39,741                           | 14,142            | 152,437                            | 229,053                      | 5,873                          | 5,290             | F. Y. 1999 |
| 12年         | 1～3月                            | 34,165                                             | 9,595                            | 3,413             | 38,158                             | 57,665                       | 1,443                          | 5,290             | Q1 2000    |
|             | 4～6月                            | 34,072                                             | 9,147                            | 3,491             | 37,817                             | 56,074                       | 1,480                          | 5,197             | Q2         |
|             | 7～9月                            | 34,217                                             | 9,302                            | 3,522             | 38,157                             | 56,642                       | 1,387                          | 5,065             | Q3         |
|             | 10～12月                          | 33,995                                             | 9,433                            | 3,572             | 38,450                             | 58,323                       | 1,495                          | 5,309             | Q4         |
| 12年         | 1月                              | 11,063                                             | 3,067                            | 1,122             | 12,272                             | 17,183                       | 472                            | 5,393             | Jan. 2000  |
|             | 2                               | 11,375                                             | 3,267                            | 1,146             | 12,710                             | 20,309                       | 486                            | 5,432             | Feb.       |
|             | 3                               | 11,727                                             | 3,261                            | 1,145             | 13,176                             | 20,172                       | 485                            | 5,290             | Mar.       |
|             | 4                               | 11,549                                             | 3,191                            | 1,127             | 12,768                             | 19,371                       | 535                            | 5,470             | Apr.       |
|             | 5                               | 10,936                                             | 2,917                            | 1,139             | 12,164                             | 17,708                       | 445                            | 5,296             | May.       |
|             | 6                               | 11,587                                             | 3,039                            | 1,225             | 12,885                             | 18,995                       | 500                            | 5,197             | Jun.       |
|             | 7                               | 11,564                                             | 3,196                            | 1,175             | 12,949                             | 19,988                       | 454                            | 5,152             | Jul.       |
|             | 8                               | 11,074                                             | 3,007                            | 1,151             | 12,395                             | 18,251                       | 451                            | 5,025             | Aug.       |
|             | 9                               | 11,579                                             | 3,099                            | 1,196             | 12,813                             | 18,403                       | 482                            | 5,065             | Sep.       |
|             | 10                              | 11,808                                             | 3,167                            | 1,211             | 13,010                             | 19,904                       | 496                            | 5,133             | Oct.       |
|             | 11                              | 11,141                                             | 3,221                            | 1,189             | 12,974                             | 19,918                       | 506                            | 5,256             | Nov.       |
|             | 12                              | 11,046                                             | 3,045                            | 1,172             | 12,466                             | 18,502                       | 493                            | 5,309             | Dec.       |

| 日用品・雑貨 (15) |                                 | Plastic products for daily necessities and miscellaneous goods |                                  |                   |                                    |                              |                                | (単位: t) (Unit: t) |            |
|-------------|---------------------------------|----------------------------------------------------------------|----------------------------------|-------------------|------------------------------------|------------------------------|--------------------------------|-------------------|------------|
| 年 月         | 生産(t)<br>Production<br>Quantity | 受入(t)<br>Receipt<br>Quantity                                   | 消費(t)<br>Consumption<br>Quantity | 出荷 Shipments      |                                    |                              | 在庫(t)<br>Inventory<br>Quantity | Year and<br>Month |            |
|             |                                 |                                                                |                                  | 販売 Sales          |                                    | その他(t)<br>Others<br>Quantity |                                |                   |            |
|             |                                 |                                                                |                                  | 数量(t)<br>Quantity | 金額(百万円)<br>Value in Million of Yen |                              |                                |                   |            |
| 平成          | 8年                              | 393,689                                                        | 127,061                          | 10,635            | 473,783                            | 358,134                      | 35,837                         | 35,047            | C. Y. 1996 |
|             | 9年                              | 393,150                                                        | 113,106                          | 10,086            | 465,133                            | 362,648                      | 34,318                         | 33,769            | C. Y. 1997 |
|             | 10年                             | 357,183                                                        | 95,879                           | 9,684             | 417,306                            | 328,324                      | 32,162                         | 27,723            | C. Y. 1998 |
|             | 11年                             | 349,954                                                        | 90,124                           | 8,852             | 402,051                            | 316,484                      | 32,469                         | 27,479            | C. Y. 1999 |
|             | 12年                             | 350,093                                                        | 82,300                           | 8,612             | 395,809                            | 311,492                      | 31,985                         | 26,106            | C. Y. 2000 |
| 平成          | 10年度                            | 353,753                                                        | 94,018                           | 9,446             | 410,942                            | 321,429                      | 32,273                         | 31,481            | F. Y. 1998 |
|             | 11年度                            | 351,571                                                        | 88,729                           | 8,601             | 405,264                            | 320,050                      | 32,508                         | 27,864            | F. Y. 1999 |
| 12年         | 1～3月                            | 85,048                                                         | 20,426                           | 1,486             | 96,285                             | 75,590                       | 7,936                          | 27,864            | Q1 2000    |
|             | 4～6月                            | 90,911                                                         | 20,991                           | 1,841             | 104,473                            | 84,333                       | 8,135                          | 26,469            | Q2         |
|             | 7～9月                            | 84,497                                                         | 20,423                           | 2,523             | 95,292                             | 72,961                       | 7,584                          | 26,486            | Q3         |
|             | 10～12月                          | 89,637                                                         | 20,460                           | 2,762             | 99,759                             | 78,608                       | 8,330                          | 26,106            | Q4         |
| 12年         | 1月                              | 26,793                                                         | 6,883                            | 453               | 30,304                             | 22,563                       | 2,762                          | 27,513            | Jan. 2000  |
|             | 2                               | 28,106                                                         | 6,381                            | 474               | 31,205                             | 24,252                       | 2,418                          | 28,764            | Feb.       |
|             | 3                               | 30,149                                                         | 7,162                            | 559               | 34,776                             | 28,774                       | 2,756                          | 27,864            | Mar.       |
|             | 4                               | 31,865                                                         | 7,599                            | 593               | 38,061                             | 30,389                       | 3,030                          | 26,086            | Apr.       |
|             | 5                               | 29,601                                                         | 6,887                            | 580               | 33,366                             | 26,722                       | 2,626                          | 26,465            | May.       |
|             | 6                               | 29,445                                                         | 6,505                            | 668               | 33,046                             | 27,223                       | 2,479                          | 26,469            | Jun.       |
|             | 7                               | 28,663                                                         | 6,387                            | 715               | 32,091                             | 24,631                       | 2,353                          | 26,156            | Jul.       |
|             | 8                               | 26,727                                                         | 6,837                            | 779               | 30,480                             | 23,233                       | 2,543                          | 26,009            | Aug.       |
|             | 9                               | 29,107                                                         | 7,199                            | 1,029             | 32,721                             | 25,097                       | 2,688                          | 26,486            | Sep.       |
|             | 10                              | 30,537                                                         | 6,968                            | 950               | 33,549                             | 25,864                       | 2,794                          | 27,086            | Oct.       |
|             | 11                              | 30,432                                                         | 6,878                            | 888               | 33,393                             | 25,766                       | 2,831                          | 27,755            | Nov.       |
|             | 12                              | 28,668                                                         | 6,614                            | 924               | 32,817                             | 26,978                       | 2,705                          | 26,106            | Dec.       |

2. 品目別生産・出荷・在庫統計  
2. Production, Shipments and Producer's Inventory (by commodities)

| 容器 (計) (16~17) Plastic containers (Total) |                                 |                              |                                  |                   |                                    |                              |                                | (単位: t) (Unit:t)  |            |
|-------------------------------------------|---------------------------------|------------------------------|----------------------------------|-------------------|------------------------------------|------------------------------|--------------------------------|-------------------|------------|
| 年 月                                       | 生産(t)<br>Production<br>Quantity | 受入(t)<br>Receipt<br>Quantity | 消費(t)<br>Consumption<br>Quantity | 出荷 Shipments      |                                    |                              | 在庫(t)<br>Inventory<br>Quantity | Year and<br>Month |            |
|                                           |                                 |                              |                                  | 販売 Sales          |                                    | その他(t)<br>Others<br>Quantity |                                |                   |            |
|                                           |                                 |                              |                                  | 数量(t)<br>Quantity | 金額(百万円)<br>Value in Million of Yen |                              |                                |                   |            |
| 平成                                        | 8年                              | 380,460                      | 37,244                           | 4,673             | 400,700                            | 323,606                      | 10,129                         | 19,264            | C. Y. 1996 |
|                                           | 9年                              | 429,023                      | 51,672                           | 6,042             | 460,011                            | 332,806                      | 12,306                         | 21,688            | C. Y. 1997 |
|                                           | 10年                             | 435,892                      | 52,795                           | 6,936             | 460,327                            | 331,788                      | 19,861                         | 21,060            | C. Y. 1998 |
|                                           | 11年                             | 442,894                      | 63,285                           | 2,673             | 469,766                            | 328,854                      | 36,057                         | 19,968            | C. Y. 1999 |
|                                           | 12年                             | 467,513                      | 56,606                           | 2,879             | 479,261                            | 323,006                      | 39,048                         | 21,774            | C. Y. 2000 |
| 平成                                        | 10年度                            | 445,259                      | 53,979                           | 6,127             | 465,515                            | 332,652                      | 25,255                         | 22,293            | F. Y. 1998 |
|                                           | 11年度                            | 446,408                      | 66,642                           | 2,700             | 472,196                            | 326,747                      | 36,887                         | 24,544            | F. Y. 1999 |
| 12年                                       | 1~3月                            | 109,505                      | 16,088                           | 532               | 111,734                            | 74,439                       | 8,762                          | 24,544            | Q1 2000    |
|                                           | 4~6月                            | 123,574                      | 14,306                           | 635               | 127,412                            | 84,433                       | 12,655                         | 21,370            | Q2         |
|                                           | 7~9月                            | 122,652                      | 15,287                           | 781               | 127,288                            | 86,255                       | 10,856                         | 19,392            | Q3         |
|                                           | 10~12月                          | 111,782                      | 10,925                           | 931               | 112,827                            | 77,879                       | 6,775                          | 21,774            | Q4         |
| 12年                                       | 1月                              | 31,933                       | 4,122                            | 122               | 30,785                             | 20,901                       | 2,146                          | 23,119            | Jan. 2000  |
|                                           | 2                               | 36,364                       | 5,746                            | 221               | 37,536                             | 25,021                       | 3,114                          | 24,176            | Feb.       |
|                                           | 3                               | 41,208                       | 6,220                            | 189               | 43,413                             | 28,516                       | 3,502                          | 24,544            | Mar.       |
|                                           | 4                               | 41,885                       | 4,557                            | 155               | 42,631                             | 28,249                       | 4,601                          | 23,522            | Apr.       |
|                                           | 5                               | 39,511                       | 4,817                            | 225               | 40,911                             | 27,009                       | 4,091                          | 22,446            | May.       |
|                                           | 6                               | 42,178                       | 4,932                            | 255               | 43,870                             | 29,175                       | 3,963                          | 21,370            | Jun.       |
|                                           | 7                               | 41,906                       | 4,996                            | 251               | 43,961                             | 29,684                       | 3,893                          | 19,647            | Jul.       |
|                                           | 8                               | 40,033                       | 5,340                            | 252               | 42,157                             | 28,756                       | 4,028                          | 18,315            | Aug.       |
|                                           | 9                               | 40,713                       | 4,951                            | 278               | 41,170                             | 27,815                       | 2,935                          | 19,392            | Sep.       |
|                                           | 10                              | 39,226                       | 4,514                            | 356               | 39,490                             | 26,930                       | 2,434                          | 21,033            | Oct.       |
|                                           | 11                              | 36,532                       | 3,539                            | 311               | 36,149                             | 25,713                       | 1,851                          | 22,357            | Nov.       |
|                                           | 12                              | 36,024                       | 2,872                            | 264               | 37,188                             | 25,235                       | 2,490                          | 21,774            | Dec.       |

| 容器 (中空成形容器) (16) Plastic containers (Plastic containers blow-molding) |                                 |                              |                                  |                   |                                    |                              |                                | (単位: t) (Unit:t)  |            |
|-----------------------------------------------------------------------|---------------------------------|------------------------------|----------------------------------|-------------------|------------------------------------|------------------------------|--------------------------------|-------------------|------------|
| 年 月                                                                   | 生産(t)<br>Production<br>Quantity | 受入(t)<br>Receipt<br>Quantity | 消費(t)<br>Consumption<br>Quantity | 出荷 Shipments      |                                    |                              | 在庫(t)<br>Inventory<br>Quantity | Year and<br>Month |            |
|                                                                       |                                 |                              |                                  | 販売 Sales          |                                    | その他(t)<br>Others<br>Quantity |                                |                   |            |
|                                                                       |                                 |                              |                                  | 数量(t)<br>Quantity | 金額(百万円)<br>Value in Million of Yen |                              |                                |                   |            |
| 平成                                                                    | 8年                              | 275,694                      | 25,390                           | 2,832             | 288,267                            | 240,051                      | 9,338                          | 10,568            | C. Y. 1996 |
|                                                                       | 9年                              | 317,435                      | 28,258                           | 2,811             | 330,431                            | 247,416                      | 11,243                         | 11,869            | C. Y. 1997 |
|                                                                       | 10年                             | 342,806                      | 34,556                           | 2,356             | 354,139                            | 259,009                      | 19,336                         | 14,172            | C. Y. 1998 |
|                                                                       | 11年                             | 364,524                      | 47,295                           | 1,537             | 376,776                            | 263,630                      | 35,467                         | 13,404            | C. Y. 1999 |
|                                                                       | 12年                             | 382,537                      | 39,546                           | 1,731             | 379,510                            | 254,863                      | 38,508                         | 15,125            | C. Y. 2000 |
| 平成                                                                    | 10年度                            | 354,903                      | 37,255                           | 2,117             | 363,263                            | 262,196                      | 24,715                         | 14,943            | F. Y. 1998 |
|                                                                       | 11年度                            | 368,208                      | 50,024                           | 1,629             | 379,278                            | 261,267                      | 36,297                         | 17,079            | F. Y. 1999 |
| 12年                                                                   | 1~3月                            | 89,639                       | 11,875                           | 337               | 88,818                             | 58,478                       | 8,627                          | 17,079            | Q1 2000    |
|                                                                       | 4~6月                            | 101,552                      | 9,964                            | 374               | 101,125                            | 66,947                       | 12,522                         | 14,454            | Q2         |
|                                                                       | 7~9月                            | 102,494                      | 10,820                           | 468               | 102,714                            | 69,233                       | 10,710                         | 13,027            | Q3         |
|                                                                       | 10~12月                          | 88,852                       | 6,887                            | 552               | 86,853                             | 60,204                       | 6,649                          | 15,125            | Q4         |
| 12年                                                                   | 1月                              | 25,907                       | 2,835                            | 88                | 23,859                             | 16,042                       | 2,103                          | 16,142            | Jan. 2000  |
|                                                                       | 2                               | 29,590                       | 4,433                            | 145               | 30,034                             | 19,785                       | 3,070                          | 16,798            | Feb.       |
|                                                                       | 3                               | 34,142                       | 4,607                            | 104               | 34,925                             | 22,651                       | 3,454                          | 17,079            | Mar.       |
|                                                                       | 4                               | 34,527                       | 2,980                            | 100               | 33,795                             | 22,172                       | 4,557                          | 16,065            | Apr.       |
|                                                                       | 5                               | 32,279                       | 3,432                            | 137               | 32,162                             | 21,340                       | 4,045                          | 15,313            | May.       |
|                                                                       | 6                               | 34,746                       | 3,552                            | 137               | 35,168                             | 23,436                       | 3,920                          | 14,454            | Jun.       |
|                                                                       | 7                               | 35,015                       | 3,482                            | 149               | 35,396                             | 23,896                       | 3,839                          | 13,087            | Jul.       |
|                                                                       | 8                               | 33,754                       | 3,792                            | 155               | 34,301                             | 23,127                       | 3,976                          | 11,959            | Aug.       |
|                                                                       | 9                               | 33,725                       | 3,546                            | 164               | 33,017                             | 22,210                       | 2,895                          | 13,027            | Sep.       |
|                                                                       | 10                              | 31,961                       | 3,160                            | 212               | 31,491                             | 21,281                       | 2,391                          | 14,314            | Oct.       |
|                                                                       | 11                              | 28,890                       | 2,113                            | 184               | 28,347                             | 19,997                       | 1,810                          | 14,615            | Nov.       |
|                                                                       | 12                              | 28,001                       | 1,614                            | 156               | 27,015                             | 18,927                       | 2,448                          | 15,125            | Dec.       |

## 2. 品目別生産・出荷・在庫統計

2. Production, Shipments and Producer's Inventory (by commodities)

| 容器 (その他の容器) (17) |                                 | Plastic containers (Plastic containers n.e.s)       |                                  |                   |                                    |                              |                                | (単位: t) (Unit:t)  |            |
|------------------|---------------------------------|-----------------------------------------------------|----------------------------------|-------------------|------------------------------------|------------------------------|--------------------------------|-------------------|------------|
| 年 月              | 生産(t)<br>Production<br>Quantity | 受入(t)<br>Receipt<br>Quantity                        | 消費(t)<br>Consumption<br>Quantity | 出荷 Shipments      |                                    |                              | 在庫(t)<br>Inventory<br>Quantity | Year and<br>Month |            |
|                  |                                 |                                                     |                                  | 販売 Sales          |                                    | その他(t)<br>Others<br>Quantity |                                |                   |            |
|                  |                                 |                                                     |                                  | 数量(t)<br>Quantity | 金額(百万円)<br>Value in Million of Yen |                              |                                |                   |            |
| 平成               | 8年                              | 104,766                                             | 11,854                           | 1,841             | 112,433                            | 83,555                       | 791                            | 8,696             | C. Y. 1996 |
|                  | 9年                              | 111,588                                             | 23,414                           | 3,231             | 129,580                            | 85,390                       | 1,063                          | 9,819             | C. Y. 1997 |
|                  | 10年                             | 93,086                                              | 18,239                           | 4,580             | 106,188                            | 72,779                       | 525                            | 6,888             | C. Y. 1998 |
|                  | 11年                             | 78,370                                              | 15,990                           | 1,136             | 92,990                             | 65,224                       | 590                            | 6,564             | C. Y. 1999 |
|                  | 12年                             | 84,976                                              | 17,060                           | 1,148             | 99,751                             | 68,143                       | 540                            | 6,649             | C. Y. 2000 |
| 平成               | 10年度                            | 90,356                                              | 16,724                           | 4,010             | 102,252                            | 70,456                       | 540                            | 7,350             | F. Y. 1998 |
|                  | 11年度                            | 78,200                                              | 16,618                           | 1,071             | 92,918                             | 65,481                       | 590                            | 7,465             | F. Y. 1999 |
| 12年              | 1~3月                            | 19,866                                              | 4,213                            | 195               | 22,916                             | 15,961                       | 135                            | 7,465             | Q1 2000    |
|                  | 4~6月                            | 22,022                                              | 4,342                            | 261               | 26,287                             | 17,485                       | 133                            | 6,916             | Q2         |
|                  | 7~9月                            | 20,158                                              | 4,467                            | 313               | 24,574                             | 17,022                       | 146                            | 6,365             | Q3         |
|                  | 10~12月                          | 22,930                                              | 4,038                            | 379               | 25,974                             | 17,675                       | 126                            | 6,649             | Q4         |
| 12年              | 1月                              | 6,026                                               | 1,287                            | 34                | 6,926                              | 4,859                        | 43                             | 6,977             | Jan. 2000  |
|                  | 2                               | 6,774                                               | 1,313                            | 76                | 7,502                              | 5,237                        | 44                             | 7,378             | Feb.       |
|                  | 3                               | 7,066                                               | 1,613                            | 85                | 8,488                              | 5,865                        | 48                             | 7,465             | Mar.       |
|                  | 4                               | 7,358                                               | 1,577                            | 55                | 8,836                              | 6,077                        | 44                             | 7,457             | Apr.       |
|                  | 5                               | 7,232                                               | 1,385                            | 88                | 8,749                              | 5,669                        | 46                             | 7,133             | May.       |
|                  | 6                               | 7,432                                               | 1,380                            | 118               | 8,702                              | 5,739                        | 43                             | 6,916             | Jun.       |
|                  | 7                               | 6,891                                               | 1,514                            | 102               | 8,565                              | 5,788                        | 54                             | 6,560             | Jul.       |
|                  | 8                               | 6,279                                               | 1,548                            | 97                | 7,856                              | 5,629                        | 52                             | 6,356             | Aug.       |
|                  | 9                               | 6,988                                               | 1,405                            | 114               | 8,153                              | 5,605                        | 40                             | 6,365             | Sep.       |
|                  | 10                              | 7,265                                               | 1,354                            | 144               | 7,999                              | 5,649                        | 43                             | 6,719             | Oct.       |
|                  | 11                              | 7,642                                               | 1,426                            | 127               | 7,802                              | 5,717                        | 41                             | 7,742             | Nov.       |
|                  | 12                              | 8,023                                               | 1,258                            | 108               | 10,173                             | 6,309                        | 42                             | 6,649             | Dec.       |
| 建 材 (計) (18~20)  |                                 | Plastic material for building(construction) (Total) |                                  |                   |                                    |                              |                                | (単位: t) (Unit:t)  |            |
| 年 月              | 生産(t)<br>Production<br>Quantity | 受入(t)<br>Receipt<br>Quantity                        | 消費(t)<br>Consumption<br>Quantity | 出荷 Shipments      |                                    |                              | 在庫(t)<br>Inventory<br>Quantity | Year and<br>Month |            |
|                  |                                 |                                                     |                                  | 販売 Sales          |                                    | その他(t)<br>Others<br>Quantity |                                |                   |            |
|                  |                                 |                                                     |                                  | 数量(t)<br>Quantity | 金額(百万円)<br>Value in Million of Yen |                              |                                |                   |            |
| 平成               | 8年                              | 391,851                                             | 15,944                           | 859               | 398,106                            | 185,608                      | 7,910                          | 26,556            | C. Y. 1996 |
|                  | 9年                              | 392,021                                             | 15,685                           | 849               | 396,801                            | 185,199                      | 7,470                          | 29,669            | C. Y. 1997 |
|                  | 10年                             | 337,750                                             | 14,498                           | 686               | 347,284                            | 163,339                      | 6,269                          | 28,318            | C. Y. 1998 |
|                  | 11年                             | 312,327                                             | 14,056                           | 765               | 319,977                            | 150,952                      | 6,315                          | 28,190            | C. Y. 1999 |
|                  | 12年                             | 324,681                                             | 14,365                           | 750               | 331,909                            | 150,908                      | 6,906                          | 26,383            | C. Y. 2000 |
| 平成               | 10年度                            | 327,716                                             | 13,966                           | 696               | 333,458                            | 158,637                      | 6,159                          | 28,573            | F. Y. 1998 |
|                  | 11年度                            | 314,388                                             | 14,616                           | 836               | 323,459                            | 150,041                      | 6,449                          | 26,385            | F. Y. 1999 |
| 12年              | 1~3月                            | 82,847                                              | 3,946                            | 224               | 85,420                             | 37,933                       | 1,740                          | 26,385            | Q1 2000    |
|                  | 4~6月                            | 77,472                                              | 3,302                            | 185               | 76,892                             | 35,823                       | 1,760                          | 28,341            | Q2         |
|                  | 7~9月                            | 78,814                                              | 3,514                            | 187               | 81,813                             | 37,701                       | 1,727                          | 26,745            | Q3         |
|                  | 10~12月                          | 85,548                                              | 3,603                            | 154               | 87,784                             | 39,451                       | 1,679                          | 26,383            | Q4         |
| 12年              | 1月                              | 25,654                                              | 1,104                            | 54                | 24,867                             | 11,614                       | 551                            | 28,150            | Jan. 2000  |
|                  | 2                               | 27,920                                              | 1,426                            | 99                | 28,760                             | 12,485                       | 653                            | 28,092            | Feb.       |
|                  | 3                               | 29,273                                              | 1,416                            | 71                | 31,793                             | 13,834                       | 536                            | 26,385            | Mar.       |
|                  | 4                               | 26,974                                              | 1,160                            | 61                | 27,295                             | 12,418                       | 541                            | 26,677            | Apr.       |
|                  | 5                               | 23,845                                              | 1,015                            | 56                | 23,675                             | 11,329                       | 574                            | 27,233            | May.       |
|                  | 6                               | 26,653                                              | 1,127                            | 68                | 25,922                             | 12,076                       | 645                            | 28,341            | Jun.       |
|                  | 7                               | 25,917                                              | 1,055                            | 70                | 26,266                             | 12,433                       | 590                            | 28,210            | Jul.       |
|                  | 8                               | 24,368                                              | 1,161                            | 51                | 26,404                             | 12,396                       | 549                            | 26,799            | Aug.       |
|                  | 9                               | 28,529                                              | 1,298                            | 66                | 29,143                             | 12,873                       | 588                            | 26,745            | Sep.       |
|                  | 10                              | 28,808                                              | 1,359                            | 60                | 29,231                             | 13,146                       | 566                            | 26,978            | Oct.       |
|                  | 11                              | 28,717                                              | 1,126                            | 65                | 29,868                             | 13,169                       | 588                            | 26,250            | Nov.       |
|                  | 12                              | 28,023                                              | 1,118                            | 29                | 28,685                             | 13,136                       | 525                            | 26,383            | Dec.       |



## 2. 品目別生産・出荷・在庫統計

2. Production, Shipments and Producer's Inventory (by commodities)

| 建 材 (雨どい及び同付属品) (18) Plastic material for building(construction)(Rainwater pipe and attachment) |                                 | (単位 : t) (Unit:t)            |                                  |                   |                                    |                              |                                |                   |
|-------------------------------------------------------------------------------------------------|---------------------------------|------------------------------|----------------------------------|-------------------|------------------------------------|------------------------------|--------------------------------|-------------------|
| 年 月                                                                                             | 生産(t)<br>Production<br>Quantity | 受入(t)<br>Receipt<br>Quantity | 消費(t)<br>Consumption<br>Quantity | 出荷 Shipments      |                                    |                              | 在庫(t)<br>Inventory<br>Quantity | Year and<br>Month |
|                                                                                                 |                                 |                              |                                  | 販売 Sales          |                                    | その他(t)<br>Others<br>Quantity |                                |                   |
|                                                                                                 |                                 |                              |                                  | 数量(t)<br>Quantity | 金額(百万円)<br>Value in Million of Yen |                              |                                |                   |
| 平成 8年                                                                                           | 42,693                          | 6,912                        | 12                               | 47,766            | 45,885                             | 1,767                        | 3,342                          | C. Y. 1996        |
| 9年                                                                                              | 43,157                          | 6,419                        | 12                               | 47,931            | 46,616                             | 1,575                        | 3,405                          | C. Y. 1997        |
| 10年                                                                                             | 36,722                          | 6,143                        | 6                                | 41,768            | 40,718                             | 1,471                        | 3,036                          | C. Y. 1998        |
| 11年                                                                                             | 37,146                          | 5,671                        | 13                               | 41,694            | 40,543                             | 1,281                        | 3,083                          | C. Y. 1999        |
| 12年                                                                                             | 36,386                          | 5,927                        | 47                               | 41,364            | 38,852                             | 1,108                        | 2,876                          | C. Y. 2000        |
| 平成 10年度                                                                                         | 36,998                          | 6,098                        | 8                                | 41,707            | 40,735                             | 1,419                        | 3,154                          | F. Y. 1998        |
| 11年度                                                                                            | 36,479                          | 6,058                        | 53                               | 41,691            | 40,032                             | 1,179                        | 3,088                          | F. Y. 1999        |
| 12年 1~3月                                                                                        | 8,602                           | 1,881                        | 42                               | 10,203            | 9,441                              | 239                          | 3,088                          | Q1 2000           |
| 4~6月                                                                                            | 9,049                           | 1,222                        | 2                                | 10,104            | 9,526                              | 257                          | 2,966                          | Q2                |
| 7~9月                                                                                            | 9,112                           | 1,364                        | 3                                | 10,375            | 9,805                              | 247                          | 2,838                          | Q3                |
| 10~12月                                                                                          | 9,623                           | 1,460                        | -                                | 10,682            | 10,080                             | 365                          | 2,876                          | Q4                |
| 12年 1月                                                                                          | 3,177                           | 519                          | 3                                | 3,617             | 3,404                              | 61                           | 3,095                          | Jan. 2000         |
| 2                                                                                               | 2,679                           | 686                          | 34                               | 3,184             | 2,915                              | 103                          | 3,142                          | Feb.              |
| 3                                                                                               | 2,746                           | 676                          | 5                                | 3,402             | 3,122                              | 75                           | 3,088                          | Mar.              |
| 4                                                                                               | 3,371                           | 491                          | 1                                | 3,812             | 3,323                              | 88                           | 3,058                          | Apr.              |
| 5                                                                                               | 2,668                           | 357                          | 1                                | 3,060             | 3,118                              | 97                           | 2,925                          | May.              |
| 6                                                                                               | 3,010                           | 374                          | -                                | 3,232             | 3,084                              | 72                           | 2,966                          | Jun.              |
| 7                                                                                               | 3,134                           | 447                          | 2                                | 3,615             | 3,370                              | 86                           | 2,863                          | Jul.              |
| 8                                                                                               | 2,789                           | 413                          | -                                | 3,362             | 3,283                              | 86                           | 2,617                          | Aug.              |
| 9                                                                                               | 3,189                           | 504                          | 1                                | 3,398             | 3,152                              | 75                           | 2,838                          | Sep.              |
| 10                                                                                              | 3,293                           | 493                          | -                                | 3,528             | 3,333                              | 76                           | 3,022                          | Oct.              |
| 11                                                                                              | 3,226                           | 489                          | -                                | 3,549             | 3,283                              | 150                          | 3,036                          | Nov.              |
| 12                                                                                              | 3,104                           | 478                          | -                                | 3,605             | 3,465                              | 139                          | 2,876                          | Dec.              |

| 建 材 (床材料) (19) Plastic material for building(construction) (Floor materials) |                                 | (単位 : t) (Unit:t)            |                                  |                   |                                    |                              |                                |                   |
|------------------------------------------------------------------------------|---------------------------------|------------------------------|----------------------------------|-------------------|------------------------------------|------------------------------|--------------------------------|-------------------|
| 年 月                                                                          | 生産(t)<br>Production<br>Quantity | 受入(t)<br>Receipt<br>Quantity | 消費(t)<br>Consumption<br>Quantity | 出荷 Shipments      |                                    |                              | 在庫(t)<br>Inventory<br>Quantity | Year and<br>Month |
|                                                                              |                                 |                              |                                  | 販売 Sales          |                                    | その他(t)<br>Others<br>Quantity |                                |                   |
|                                                                              |                                 |                              |                                  | 数量(t)<br>Quantity | 金額(百万円)<br>Value in Million of Yen |                              |                                |                   |
| 平成 8年                                                                        | 175,461                         | 4,601                        | 191                              | 177,520           | 53,463                             | 1,363                        | 16,016                         | C. Y. 1996        |
| 9年                                                                           | 169,844                         | 4,535                        | 146                              | 172,669           | 53,121                             | 1,051                        | 16,351                         | C. Y. 1997        |
| 10年                                                                          | 161,606                         | 3,415                        | 20                               | 163,332           | 53,092                             | 774                          | 17,135                         | C. Y. 1998        |
| 11年                                                                          | 137,406                         | 3,078                        | -                                | 140,015           | 42,861                             | 573                          | 16,748                         | C. Y. 1999        |
| 12年                                                                          | 150,102                         | 3,091                        | -                                | 152,614           | 45,309                             | 922                          | 15,870                         | C. Y. 2000        |
| 平成 10年度                                                                      | 154,270                         | 3,080                        | 18                               | 154,224           | 49,957                             | 641                          | 17,117                         | F. Y. 1998        |
| 11年度                                                                         | 138,386                         | 3,033                        | -                                | 141,836           | 42,417                             | 645                          | 16,131                         | F. Y. 1999        |
| 12年 1~3月                                                                     | 38,513                          | 701                          | -                                | 39,604            | 11,754                             | 293                          | 16,131                         | Q1 2000           |
| 4~6月                                                                         | 34,679                          | 586                          | -                                | 33,398            | 9,909                              | 239                          | 17,666                         | Q2                |
| 7~9月                                                                         | 36,195                          | 940                          | -                                | 38,272            | 11,436                             | 189                          | 15,997                         | Q3                |
| 10~12月                                                                       | 40,715                          | 864                          | -                                | 41,340            | 12,210                             | 201                          | 15,870                         | Q4                |
| 12年 1月                                                                       | 11,325                          | 167                          | -                                | 10,393            | 3,103                              | 88                           | 17,820                         | Jan. 2000         |
| 2                                                                            | 13,290                          | 312                          | -                                | 13,843            | 4,002                              | 115                          | 17,520                         | Feb.              |
| 3                                                                            | 13,898                          | 222                          | -                                | 15,368            | 4,649                              | 90                           | 16,131                         | Mar.              |
| 4                                                                            | 11,830                          | 193                          | -                                | 11,846            | 3,502                              | 65                           | 16,214                         | Apr.              |
| 5                                                                            | 10,693                          | 144                          | -                                | 10,236            | 3,043                              | 99                           | 16,683                         | May.              |
| 6                                                                            | 12,156                          | 249                          | -                                | 11,316            | 3,365                              | 75                           | 17,666                         | Jun.              |
| 7                                                                            | 11,443                          | 218                          | -                                | 11,634            | 3,510                              | 59                           | 17,376                         | Jul.              |
| 8                                                                            | 11,191                          | 354                          | -                                | 12,314            | 3,726                              | 50                           | 16,584                         | Aug.              |
| 9                                                                            | 13,561                          | 368                          | -                                | 14,324            | 4,200                              | 80                           | 15,997                         | Sep.              |
| 10                                                                           | 13,758                          | 429                          | -                                | 13,890            | 3,966                              | 46                           | 16,122                         | Oct.              |
| 11                                                                           | 13,712                          | 236                          | -                                | 14,186            | 4,234                              | 95                           | 15,696                         | Nov.              |
| 12                                                                           | 13,245                          | 199                          | -                                | 13,264            | 4,010                              | 60                           | 15,870                         | Dec.              |

## 2. 品目別生産・出荷・在庫統計

2. Production, Shipments and Producer's Inventory (by commodities)

| 建 材 (その他の建材) (20) |                                 | Plastic material for building(construction) (Others) |                                  |                   |                                     |                              |                                | (単位 : t) (Unit:t) |  |
|-------------------|---------------------------------|------------------------------------------------------|----------------------------------|-------------------|-------------------------------------|------------------------------|--------------------------------|-------------------|--|
| 年 月               | 生産(t)<br>Production<br>Quantity | 受入(t)<br>Receipt<br>Quantity                         | 消費(t)<br>Consumption<br>Quantity | 出荷 Shipments      |                                     |                              | 在庫(t)<br>Inventory<br>Quantity | Year and<br>Month |  |
|                   |                                 |                                                      |                                  | 販売 Sales          |                                     | その他(t)<br>Others<br>Quantity |                                |                   |  |
|                   |                                 |                                                      |                                  | 数量(t)<br>Quantity | 金額 (百万円)<br>Value in Million of Yen |                              |                                |                   |  |
| 平成 8年             | 173,697                         | 4,431                                                | 656                              | 172,820           | 86,259                              | 4,780                        | 7,198                          | C. Y. 1996        |  |
| 9年                | 179,020                         | 4,731                                                | 691                              | 176,201           | 85,462                              | 4,844                        | 9,913                          | C. Y. 1997        |  |
| 10年               | 139,422                         | 4,940                                                | 660                              | 142,184           | 69,529                              | 4,024                        | 8,147                          | C. Y. 1998        |  |
| 11年               | 137,775                         | 5,307                                                | 752                              | 138,268           | 67,548                              | 4,461                        | 8,359                          | C. Y. 1999        |  |
| 12年               | 138,193                         | 5,347                                                | 703                              | 137,931           | 66,748                              | 4,876                        | 7,637                          | C. Y. 2000        |  |
| 平成 10年度           | 136,448                         | 4,788                                                | 670                              | 137,527           | 67,944                              | 4,099                        | 8,302                          | F. Y. 1998        |  |
| 11年度              | 139,523                         | 5,525                                                | 783                              | 139,932           | 67,592                              | 4,625                        | 7,166                          | F. Y. 1999        |  |
| 12年 1~3月          | 35,732                          | 1,364                                                | 182                              | 35,613            | 16,738                              | 1,208                        | 7,166                          | Q1 2000           |  |
| 4~6月              | 33,744                          | 1,494                                                | 183                              | 33,390            | 16,388                              | 1,264                        | 7,709                          | Q2                |  |
| 7~9月              | 33,507                          | 1,210                                                | 184                              | 33,166            | 16,461                              | 1,291                        | 7,910                          | Q3                |  |
| 10~12月            | 35,210                          | 1,279                                                | 154                              | 35,762            | 17,161                              | 1,113                        | 7,637                          | Q4                |  |
| 12年 1月            | 11,152                          | 418                                                  | 51                               | 10,857            | 5,107                               | 402                          | 7,235                          | Jan. 2000         |  |
| 2                 | 11,951                          | 428                                                  | 65                               | 11,733            | 5,567                               | 435                          | 7,430                          | Feb.              |  |
| 3                 | 12,629                          | 518                                                  | 66                               | 13,023            | 6,064                               | 371                          | 7,166                          | Mar.              |  |
| 4                 | 11,773                          | 476                                                  | 60                               | 11,637            | 5,593                               | 388                          | 7,405                          | Apr.              |  |
| 5                 | 10,484                          | 514                                                  | 55                               | 10,379            | 5,168                               | 378                          | 7,625                          | May.              |  |
| 6                 | 11,487                          | 504                                                  | 68                               | 11,374            | 5,627                               | 498                          | 7,709                          | Jun.              |  |
| 7                 | 11,340                          | 390                                                  | 68                               | 11,017            | 5,554                               | 445                          | 7,971                          | Jul.              |  |
| 8                 | 10,388                          | 394                                                  | 51                               | 10,728            | 5,386                               | 413                          | 7,598                          | Aug.              |  |
| 9                 | 11,779                          | 426                                                  | 65                               | 11,421            | 5,521                               | 433                          | 7,910                          | Sep.              |  |
| 10                | 11,757                          | 437                                                  | 60                               | 11,813            | 5,847                               | 444                          | 7,834                          | Oct.              |  |
| 11                | 11,779                          | 401                                                  | 65                               | 12,133            | 5,653                               | 343                          | 7,518                          | Nov.              |  |
| 12                | 11,674                          | 441                                                  | 29                               | 11,816            | 5,661                               | 326                          | 7,637                          | Dec.              |  |
| 発泡製品 (計) (21~23)  |                                 | Plastic foam products (Total)                        |                                  |                   |                                     |                              |                                | (単位 : t) (Unit:t) |  |
| 年 月               | 生産(t)<br>Production<br>Quantity | 受入(t)<br>Receipt<br>Quantity                         | 消費(t)<br>Consumption<br>Quantity | 出荷 Shipments      |                                     |                              | 在庫(t)<br>Inventory<br>Quantity | Year and<br>Month |  |
|                   |                                 |                                                      |                                  | 販売 Sales          |                                     | その他(t)<br>Others<br>Quantity |                                |                   |  |
|                   |                                 |                                                      |                                  | 数量(t)<br>Quantity | 金額 (百万円)<br>Value in Million of Yen |                              |                                |                   |  |
| 平成 8年             | 415,711                         | 54,635                                               | 16,199                           | 420,672           | 257,574                             | 30,348                       | 29,386                         | C. Y. 1996        |  |
| 9年                | 412,531                         | 58,450                                               | 16,200                           | 423,956           | 261,711                             | 30,698                       | 29,623                         | C. Y. 1997        |  |
| 10年               | 386,736                         | 54,118                                               | 15,346                           | 397,323           | 224,638                             | 28,115                       | 29,347                         | C. Y. 1998        |  |
| 11年               | 377,562                         | 54,875                                               | 15,000                           | 389,839           | 218,621                             | 28,444                       | 28,695                         | C. Y. 1999        |  |
| 12年               | 378,529                         | 54,168                                               | 14,890                           | 387,334           | 212,957                             | 30,000                       | 29,351                         | C. Y. 2000        |  |
| 平成 10年度           | 382,741                         | 53,766                                               | 14,837                           | 393,248           | 222,460                             | 28,226                       | 29,642                         | F. Y. 1998        |  |
| 11年度              | 376,043                         | 54,276                                               | 14,717                           | 387,702           | 216,541                             | 28,256                       | 29,120                         | F. Y. 1999        |  |
| 12年 1~3月          | 89,760                          | 12,638                                               | 3,232                            | 91,226            | 50,832                              | 6,980                        | 29,120                         | Q1 2000           |  |
| 4~6月              | 92,052                          | 13,201                                               | 3,485                            | 94,720            | 51,804                              | 7,232                        | 29,329                         | Q2                |  |
| 7~9月              | 93,655                          | 13,461                                               | 3,624                            | 97,139            | 53,882                              | 7,329                        | 28,542                         | Q3                |  |
| 10~12月            | 103,062                         | 14,868                                               | 4,549                            | 104,249           | 56,438                              | 8,459                        | 29,351                         | Q4                |  |
| 12年 1月            | 28,207                          | 4,029                                                | 982                              | 28,693            | 16,082                              | 2,126                        | 29,125                         | Jan. 2000         |  |
| 2                 | 29,492                          | 3,970                                                | 1,115                            | 29,951            | 16,788                              | 2,294                        | 28,763                         | Feb.              |  |
| 3                 | 32,061                          | 4,639                                                | 1,135                            | 32,582            | 17,962                              | 2,560                        | 29,120                         | Mar.              |  |
| 4                 | 32,212                          | 4,607                                                | 1,335                            | 32,279            | 17,578                              | 2,494                        | 30,077                         | Apr.              |  |
| 5                 | 28,941                          | 4,138                                                | 1,007                            | 30,350            | 16,630                              | 2,282                        | 29,570                         | May.              |  |
| 6                 | 30,899                          | 4,456                                                | 1,143                            | 32,091            | 17,597                              | 2,456                        | 29,329                         | Jun.              |  |
| 7                 | 31,626                          | 4,624                                                | 1,095                            | 32,328            | 18,160                              | 2,377                        | 29,804                         | Jul.              |  |
| 8                 | 29,737                          | 4,171                                                | 1,154                            | 31,721            | 17,683                              | 2,376                        | 28,511                         | Aug.              |  |
| 9                 | 32,292                          | 4,666                                                | 1,375                            | 33,090            | 18,039                              | 2,576                        | 28,542                         | Sep.              |  |
| 10                | 34,845                          | 4,793                                                | 1,496                            | 34,612            | 18,702                              | 2,849                        | 29,296                         | Oct.              |  |
| 11                | 34,620                          | 5,124                                                | 1,544                            | 34,758            | 18,804                              | 2,959                        | 29,835                         | Nov.              |  |
| 12                | 33,597                          | 4,951                                                | 1,509                            | 34,879            | 18,933                              | 2,651                        | 29,351                         | Dec.              |  |

## 2. 品目別生産・出荷・在庫統計

2. Production, Shipments and Producer's Inventory (by commodities)

| 発泡製品 (板物) (21) Plastic foam products (Plastic foam plates) |                                 | (単位: t) (Unit:t)             |                                  |                   |                                    |                              |                                |                   |            |
|------------------------------------------------------------|---------------------------------|------------------------------|----------------------------------|-------------------|------------------------------------|------------------------------|--------------------------------|-------------------|------------|
| 年 月                                                        | 生産(t)<br>Production<br>Quantity | 受入(t)<br>Receipt<br>Quantity | 消費(t)<br>Consumption<br>Quantity | 出荷 Shipments      |                                    |                              | 在庫(t)<br>Inventory<br>Quantity | Year and<br>Month |            |
|                                                            |                                 |                              |                                  | 販売 Sales          |                                    | その他(t)<br>Others<br>Quantity |                                |                   |            |
|                                                            |                                 |                              |                                  | 数量(t)<br>Quantity | 金額(百万円)<br>Value in Million of Yen |                              |                                |                   |            |
| 平成                                                         | 8年                              | 125,730                      | 3,948                            | 1,172             | 117,877                            | 66,217                       | 10,866                         | 7,498             | C. Y. 1996 |
|                                                            | 9年                              | 123,017                      | 4,084                            | 1,149             | 115,407                            | 67,289                       | 9,609                          | 8,234             | C. Y. 1997 |
|                                                            | 10年                             | 106,534                      | 3,462                            | 1,101             | 100,405                            | 57,443                       | 8,231                          | 7,453             | C. Y. 1998 |
|                                                            | 11年                             | 93,953                       | 3,279                            | 1,093             | 88,600                             | 52,229                       | 7,315                          | 7,592             | C. Y. 1999 |
|                                                            | 12年                             | 102,076                      | 3,880                            | 1,356             | 96,011                             | 53,487                       | 7,654                          | 8,249             | C. Y. 2000 |
| 平成                                                         | 10年度                            | 100,806                      | 3,228                            | 1,099             | 94,975                             | 55,253                       | 7,876                          | 7,592             | F. Y. 1998 |
|                                                            | 11年度                            | 96,173                       | 3,348                            | 1,102             | 90,442                             | 52,407                       | 7,449                          | 7,956             | F. Y. 1999 |
| 12年                                                        | 1~3月                            | 23,922                       | 823                              | 260               | 22,219                             | 12,592                       | 1,859                          | 7,956             | Q1 2000    |
|                                                            | 4~6月                            | 24,435                       | 949                              | 343               | 23,061                             | 12,905                       | 1,821                          | 7,970             | Q2         |
|                                                            | 7~9月                            | 26,046                       | 996                              | 340               | 24,791                             | 13,840                       | 1,818                          | 7,965             | Q3         |
|                                                            | 10~12月                          | 27,673                       | 1,112                            | 413               | 25,940                             | 14,150                       | 2,156                          | 8,249             | Q4         |
| 12年                                                        | 1月                              | 7,601                        | 281                              | 53                | 7,018                              | 3,975                        | 583                            | 7,806             | Jan. 2000  |
|                                                            | 2                               | 8,020                        | 269                              | 73                | 7,382                              | 4,186                        | 641                            | 7,966             | Feb.       |
|                                                            | 3                               | 8,301                        | 273                              | 134               | 7,819                              | 4,431                        | 635                            | 7,956             | Mar.       |
|                                                            | 4                               | 8,364                        | 309                              | 112               | 7,347                              | 4,136                        | 564                            | 8,475             | Apr.       |
|                                                            | 5                               | 7,745                        | 266                              | 111               | 7,553                              | 4,203                        | 536                            | 8,275             | May.       |
|                                                            | 6                               | 8,326                        | 374                              | 120               | 8,161                              | 4,566                        | 721                            | 7,970             | Jun.       |
|                                                            | 7                               | 8,838                        | 317                              | 102               | 8,160                              | 4,648                        | 597                            | 8,187             | Jul.       |
|                                                            | 8                               | 8,222                        | 340                              | 114               | 8,113                              | 4,507                        | 606                            | 7,915             | Aug.       |
|                                                            | 9                               | 8,986                        | 339                              | 124               | 8,518                              | 4,685                        | 615                            | 7,965             | Sep.       |
|                                                            | 10                              | 9,594                        | 360                              | 137               | 8,767                              | 4,792                        | 767                            | 8,247             | Oct.       |
|                                                            | 11                              | 9,257                        | 372                              | 153               | 8,698                              | 4,766                        | 739                            | 8,312             | Nov.       |
|                                                            | 12                              | 8,822                        | 380                              | 123               | 8,475                              | 4,592                        | 650                            | 8,249             | Dec.       |

| 発泡製品 (型物) (22) Plastic foam products (Plastic foam mold) |                                 | (単位: t) (Unit:t)             |                                  |                   |                                    |                              |                                |                   |            |
|----------------------------------------------------------|---------------------------------|------------------------------|----------------------------------|-------------------|------------------------------------|------------------------------|--------------------------------|-------------------|------------|
| 年 月                                                      | 生産(t)<br>Production<br>Quantity | 受入(t)<br>Receipt<br>Quantity | 消費(t)<br>Consumption<br>Quantity | 出荷 Shipments      |                                    |                              | 在庫(t)<br>Inventory<br>Quantity | Year and<br>Month |            |
|                                                          |                                 |                              |                                  | 販売 Sales          |                                    | その他(t)<br>Others<br>Quantity |                                |                   |            |
|                                                          |                                 |                              |                                  | 数量(t)<br>Quantity | 金額(百万円)<br>Value in Million of Yen |                              |                                |                   |            |
| 平成                                                       | 8年                              | 88,594                       | 12,047                           | 139               | 98,213                             | 86,019                       | 2,403                          | 4,460             | C. Y. 1996 |
|                                                          | 9年                              | 92,801                       | 11,014                           | 292               | 101,481                            | 86,357                       | 2,251                          | 4,574             | C. Y. 1997 |
|                                                          | 10年                             | 84,999                       | 10,466                           | 238               | 93,929                             | 65,770                       | 1,663                          | 4,398             | C. Y. 1998 |
|                                                          | 11年                             | 80,102                       | 10,481                           | 322               | 88,545                             | 63,172                       | 1,643                          | 4,411             | C. Y. 1999 |
|                                                          | 12年                             | 77,652                       | 9,455                            | 500               | 84,643                             | 59,017                       | 2,092                          | 4,177             | C. Y. 2000 |
| 平成                                                       | 10年度                            | 83,985                       | 10,575                           | 280               | 92,958                             | 65,573                       | 1,607                          | 4,531             | F. Y. 1998 |
|                                                          | 11年度                            | 79,045                       | 10,053                           | 316               | 86,998                             | 61,795                       | 1,687                          | 4,490             | F. Y. 1999 |
| 12年                                                      | 1~3月                            | 18,626                       | 2,126                            | 93                | 20,086                             | 14,180                       | 428                            | 4,490             | Q1 2000    |
|                                                          | 4~6月                            | 19,440                       | 2,251                            | 106               | 20,923                             | 14,492                       | 582                            | 4,567             | Q2         |
|                                                          | 7~9月                            | 18,902                       | 2,374                            | 157               | 20,912                             | 14,586                       | 528                            | 4,231             | Q3         |
|                                                          | 10~12月                          | 20,684                       | 2,704                            | 144               | 22,722                             | 15,759                       | 554                            | 4,177             | Q4         |
| 12年                                                      | 1月                              | 6,027                        | 668                              | 25                | 6,439                              | 4,588                        | 133                            | 4,493             | Jan. 2000  |
|                                                          | 2                               | 6,024                        | 705                              | 33                | 6,632                              | 4,681                        | 141                            | 4,373             | Feb.       |
|                                                          | 3                               | 6,575                        | 753                              | 35                | 7,015                              | 4,912                        | 154                            | 4,490             | Mar.       |
|                                                          | 4                               | 6,528                        | 794                              | 22                | 7,069                              | 4,919                        | 181                            | 4,518             | Apr.       |
|                                                          | 5                               | 6,278                        | 716                              | 40                | 6,685                              | 4,639                        | 219                            | 4,563             | May.       |
|                                                          | 6                               | 6,634                        | 741                              | 44                | 7,169                              | 4,934                        | 182                            | 4,567             | Jun.       |
|                                                          | 7                               | 6,425                        | 816                              | 52                | 7,177                              | 5,008                        | 176                            | 4,398             | Jul.       |
|                                                          | 8                               | 6,201                        | 762                              | 44                | 6,739                              | 4,757                        | 174                            | 4,407             | Aug.       |
|                                                          | 9                               | 6,276                        | 796                              | 61                | 6,996                              | 4,821                        | 178                            | 4,231             | Sep.       |
|                                                          | 10                              | 6,811                        | 855                              | 41                | 7,377                              | 5,145                        | 187                            | 4,294             | Oct.       |
|                                                          | 11                              | 6,834                        | 926                              | 48                | 7,524                              | 5,220                        | 181                            | 4,293             | Nov.       |
|                                                          | 12                              | 7,039                        | 923                              | 55                | 7,821                              | 5,394                        | 186                            | 4,177             | Dec.       |

2. 品目別生産・出荷・在庫統計  
 2. Production, Shipments and Producer's Inventory (by commodities)

| 発泡製品 (その他の発泡製品) (23) Plastic foam products (Others)  |                                 | (単位: t) (Unit: t)            |                                  |                   |                                    |                              |                                |                   |
|------------------------------------------------------|---------------------------------|------------------------------|----------------------------------|-------------------|------------------------------------|------------------------------|--------------------------------|-------------------|
| 年 月                                                  | 生産(t)<br>Production<br>Quantity | 受入(t)<br>Receipt<br>Quantity | 消費(t)<br>Consumption<br>Quantity | 出荷 Shipments      |                                    |                              | 在庫(t)<br>Inventory<br>Quantity | Year and<br>Month |
|                                                      |                                 |                              |                                  | 販売 Sales          |                                    | その他(t)<br>Others<br>Quantity |                                |                   |
|                                                      |                                 |                              |                                  | 数量(t)<br>Quantity | 金額(百万円)<br>Value in Million of Yen |                              |                                |                   |
| 平成 8年                                                | 201,387                         | 38,640                       | 14,888                           | 204,582           | 105,338                            | 17,079                       | 17,428                         | C. Y. 1996        |
| 9年                                                   | 196,713                         | 43,352                       | 14,759                           | 207,068           | 108,065                            | 18,838                       | 16,815                         | C. Y. 1997        |
| 10年                                                  | 195,203                         | 40,190                       | 14,007                           | 202,989           | 101,426                            | 18,221                       | 17,496                         | C. Y. 1998        |
| 11年                                                  | 203,507                         | 41,115                       | 13,585                           | 212,694           | 103,220                            | 19,486                       | 16,692                         | C. Y. 1999        |
| 12年                                                  | 198,801                         | 40,833                       | 13,034                           | 206,680           | 100,453                            | 20,254                       | 16,925                         | C. Y. 2000        |
| 平成 10年度                                              | 197,950                         | 39,963                       | 13,458                           | 205,315           | 101,633                            | 18,743                       | 17,519                         | F. Y. 1998        |
| 11年度                                                 | 200,825                         | 40,875                       | 13,299                           | 210,262           | 102,339                            | 19,120                       | 16,674                         | F. Y. 1999        |
| 12年 1~3月                                             | 47,212                          | 9,689                        | 2,879                            | 48,921            | 24,059                             | 4,693                        | 16,674                         | Q1 2000           |
| 4~6月                                                 | 48,177                          | 10,001                       | 3,036                            | 50,736            | 24,408                             | 4,829                        | 16,792                         | Q2                |
| 7~9月                                                 | 48,707                          | 10,091                       | 3,127                            | 51,436            | 25,457                             | 4,983                        | 16,346                         | Q3                |
| 10~12月                                               | 54,705                          | 11,052                       | 3,992                            | 55,587            | 26,529                             | 5,749                        | 16,925                         | Q4                |
| 12年 1月                                               | 14,579                          | 3,080                        | 904                              | 15,236            | 7,520                              | 1,410                        | 16,826                         | Jan. 2000         |
| 2                                                    | 15,448                          | 2,996                        | 1,009                            | 15,937            | 7,920                              | 1,512                        | 16,424                         | Feb.              |
| 3                                                    | 17,185                          | 3,613                        | 966                              | 17,748            | 8,619                              | 1,771                        | 16,674                         | Mar.              |
| 4                                                    | 17,320                          | 3,504                        | 1,201                            | 17,863            | 8,523                              | 1,749                        | 17,084                         | Apr.              |
| 5                                                    | 14,918                          | 3,156                        | 856                              | 16,112            | 7,788                              | 1,527                        | 16,732                         | May.              |
| 6                                                    | 15,939                          | 3,341                        | 979                              | 16,761            | 8,097                              | 1,553                        | 16,792                         | Jun.              |
| 7                                                    | 16,363                          | 3,491                        | 941                              | 16,991            | 8,504                              | 1,604                        | 17,219                         | Jul.              |
| 8                                                    | 15,314                          | 3,069                        | 996                              | 16,869            | 8,420                              | 1,596                        | 16,189                         | Aug.              |
| 9                                                    | 17,030                          | 3,531                        | 1,190                            | 17,576            | 8,533                              | 1,783                        | 16,346                         | Sep.              |
| 10                                                   | 18,440                          | 3,578                        | 1,318                            | 18,468            | 8,765                              | 1,895                        | 16,755                         | Oct.              |
| 11                                                   | 18,529                          | 3,826                        | 1,343                            | 18,536            | 8,817                              | 2,039                        | 17,230                         | Nov.              |
| 12                                                   | 17,736                          | 3,648                        | 1,331                            | 18,583            | 8,947                              | 1,815                        | 16,925                         | Dec.              |
| 強化製品 (計) (24~26) Plastic reinforced products (Total) |                                 | (単位: t) (Unit: t)            |                                  |                   |                                    |                              |                                |                   |
| 年 月                                                  | 生産(t)<br>Production<br>Quantity | 受入(t)<br>Receipt<br>Quantity | 消費(t)<br>Consumption<br>Quantity | 出荷 Shipments      |                                    |                              | 在庫(t)<br>Inventory<br>Quantity | Year and<br>Month |
|                                                      |                                 |                              |                                  | 販売 Sales          |                                    | その他(t)<br>Others<br>Quantity |                                |                   |
|                                                      |                                 |                              |                                  | 数量(t)<br>Quantity | 金額(百万円)<br>Value in Million of Yen |                              |                                |                   |
| 平成 8年                                                | 105,582                         | 16,945                       | 502                              | 114,505           | 140,938                            | 8,730                        | 7,336                          | C. Y. 1996        |
| 9年                                                   | 100,026                         | 16,951                       | 443                              | 111,711           | 142,166                            | 6,537                        | 6,996                          | C. Y. 1997        |
| 10年                                                  | 88,099                          | 14,308                       | 404                              | 99,975            | 123,897                            | 5,726                        | 6,363                          | C. Y. 1998        |
| 11年                                                  | 84,306                          | 11,934                       | 335                              | 92,962            | 114,168                            | 6,884                        | 5,943                          | C. Y. 1999        |
| 12年                                                  | 78,731                          | 10,888                       | 324                              | 86,294            | 107,565                            | 6,054                        | 5,789                          | C. Y. 2000        |
| 平成 10年度                                              | 87,231                          | 14,071                       | 356                              | 97,727            | 121,533                            | 6,115                        | 6,711                          | F. Y. 1998        |
| 11年度                                                 | 82,558                          | 11,693                       | 324                              | 91,490            | 113,005                            | 6,932                        | 5,751                          | F. Y. 1999        |
| 12年 1~3月                                             | 19,855                          | 2,919                        | 81                               | 21,960            | 27,739                             | 1,811                        | 5,751                          | Q1 2000           |
| 4~6月                                                 | 19,789                          | 2,883                        | 81                               | 22,016            | 26,620                             | 1,587                        | 5,715                          | Q2                |
| 7~9月                                                 | 19,707                          | 2,709                        | 81                               | 21,662            | 26,189                             | 1,567                        | 5,457                          | Q3                |
| 10~12月                                               | 19,380                          | 2,377                        | 81                               | 20,656            | 27,016                             | 1,089                        | 5,789                          | Q4                |
| 12年 1月                                               | 6,549                           | 963                          | 27                               | 7,226             | 8,719                              | 477                          | 5,964                          | Jan. 2000         |
| 2                                                    | 6,481                           | 954                          | 27                               | 7,169             | 9,093                              | 620                          | 5,907                          | Feb.              |
| 3                                                    | 6,825                           | 1,002                        | 27                               | 7,565             | 9,928                              | 714                          | 5,751                          | Mar.              |
| 4                                                    | 6,619                           | 985                          | 27                               | 7,415             | 9,166                              | 502                          | 5,742                          | Apr.              |
| 5                                                    | 6,276                           | 937                          | 27                               | 6,977             | 8,355                              | 523                          | 5,748                          | May.              |
| 6                                                    | 6,894                           | 961                          | 27                               | 7,624             | 9,100                              | 562                          | 5,715                          | Jun.              |
| 7                                                    | 6,779                           | 955                          | 27                               | 7,509             | 8,925                              | 525                          | 5,733                          | Jul.              |
| 8                                                    | 6,529                           | 967                          | 27                               | 7,330             | 8,544                              | 493                          | 5,707                          | Aug.              |
| 9                                                    | 6,399                           | 787                          | 27                               | 6,823             | 8,720                              | 549                          | 5,457                          | Sep.              |
| 10                                                   | 6,431                           | 767                          | 27                               | 6,886             | 8,926                              | 333                          | 5,601                          | Oct.              |
| 11                                                   | 6,527                           | 770                          | 27                               | 6,808             | 9,012                              | 381                          | 5,790                          | Nov.              |
| 12                                                   | 6,422                           | 840                          | 27                               | 6,962             | 9,079                              | 375                          | 5,789                          | Dec.              |

## 2. 品目別生産・出荷・在庫統計

## 2. Production, Shipments and Producer's Inventory (by commodities)

| 強化製品 (板物) (24) Plastic reinforced products (Plastic reinforced plates) |                                 | (単位: t) (Unit:t)             |                                  |                   |                                    |                              |                                |                   |
|------------------------------------------------------------------------|---------------------------------|------------------------------|----------------------------------|-------------------|------------------------------------|------------------------------|--------------------------------|-------------------|
| 年 月                                                                    | 生産(t)<br>Production<br>Quantity | 受入(t)<br>Receipt<br>Quantity | 消費(t)<br>Consumption<br>Quantity | 出荷 Shipments      |                                    |                              | 在庫(t)<br>Inventory<br>Quantity | Year and<br>Month |
|                                                                        |                                 |                              |                                  | 販売 Sales          |                                    | その他(t)<br>Others<br>Quantity |                                |                   |
|                                                                        |                                 |                              |                                  | 数量(t)<br>Quantity | 金額(百万円)<br>Value in Million of Yen |                              |                                |                   |
| 平成 8年                                                                  | 10,279                          | 54                           | -                                | 10,164            | 9,832                              | 166                          | 1,547                          | C. Y. 1996        |
| 9年                                                                     | 10,647                          | 31                           | -                                | 10,212            | 10,206                             | 281                          | 1,481                          | C. Y. 1997        |
| 10年                                                                    | 9,287                           | 62                           | -                                | 9,374             | 9,149                              | 90                           | 1,365                          | C. Y. 1998        |
| 11年                                                                    | 8,862                           | 14                           | -                                | 8,768             | 7,919                              | 150                          | 1,370                          | C. Y. 1999        |
| 12年                                                                    | 8,001                           | 8                            | -                                | 8,145             | 7,705                              | 90                           | 1,237                          | C. Y. 2000        |
| 平成 10年度                                                                | 9,496                           | 53                           | -                                | 9,488             | 9,068                              | 167                          | 1,345                          | F. Y. 1998        |
| 11年度                                                                   | 8,476                           | 6                            | -                                | 8,525             | 7,737                              | 83                           | 1,272                          | F. Y. 1999        |
| 12年 1~3月                                                               | 1,972                           | 1                            | -                                | 2,056             | 1,968                              | 19                           | 1,272                          | Q1 2000           |
| 4~6月                                                                   | 1,991                           | -                            | -                                | 2,046             | 1,865                              | 20                           | 1,240                          | Q2                |
| 7~9月                                                                   | 2,033                           | 3                            | -                                | 2,014             | 1,920                              | 22                           | 1,264                          | Q3                |
| 10~12月                                                                 | 2,005                           | 4                            | -                                | 2,029             | 1,952                              | 29                           | 1,237                          | Q4                |
| 12年 1月                                                                 | 606                             | 1                            | -                                | 622               | 595                                | 4                            | 1,338                          | Jan. 2000         |
| 2                                                                      | 672                             | -                            | -                                | 686               | 643                                | 11                           | 1,321                          | Feb.              |
| 3                                                                      | 694                             | -                            | -                                | 748               | 731                                | 4                            | 1,272                          | Mar.              |
| 4                                                                      | 672                             | -                            | -                                | 688               | 610                                | -                            | 1,282                          | Apr.              |
| 5                                                                      | 606                             | -                            | -                                | 653               | 617                                | 14                           | 1,229                          | May.              |
| 6                                                                      | 713                             | -                            | -                                | 705               | 639                                | 6                            | 1,240                          | Jun.              |
| 7                                                                      | 682                             | 1                            | -                                | 649               | 637                                | 9                            | 1,273                          | Jul.              |
| 8                                                                      | 660                             | 2                            | -                                | 668               | 633                                | 6                            | 1,269                          | Aug.              |
| 9                                                                      | 691                             | -                            | -                                | 697               | 651                                | 7                            | 1,264                          | Sep.              |
| 10                                                                     | 665                             | 2                            | -                                | 675               | 641                                | 2                            | 1,262                          | Oct.              |
| 11                                                                     | 696                             | 1                            | -                                | 702               | 667                                | 14                           | 1,249                          | Nov.              |
| 12                                                                     | 644                             | 1                            | -                                | 652               | 644                                | 13                           | 1,237                          | Dec.              |

| 強化製品 (型物) (25) Plastic reinforced products (Plastic reinforced mold) |                                 | (単位: t) (Unit:t)             |                                  |                   |                                    |                              |                                |                   |
|----------------------------------------------------------------------|---------------------------------|------------------------------|----------------------------------|-------------------|------------------------------------|------------------------------|--------------------------------|-------------------|
| 年 月                                                                  | 生産(t)<br>Production<br>Quantity | 受入(t)<br>Receipt<br>Quantity | 消費(t)<br>Consumption<br>Quantity | 出荷 Shipments      |                                    |                              | 在庫(t)<br>Inventory<br>Quantity | Year and<br>Month |
|                                                                      |                                 |                              |                                  | 販売 Sales          |                                    | その他(t)<br>Others<br>Quantity |                                |                   |
|                                                                      |                                 |                              |                                  | 数量(t)<br>Quantity | 金額(百万円)<br>Value in Million of Yen |                              |                                |                   |
| 平成 8年                                                                | 83,547                          | 16,105                       | 502                              | 93,387            | 110,871                            | 6,745                        | 5,000                          | C. Y. 1996        |
| 9年                                                                   | 78,768                          | 16,113                       | 443                              | 91,699            | 112,315                            | 4,547                        | 4,667                          | C. Y. 1997        |
| 10年                                                                  | 69,642                          | 13,412                       | 404                              | 81,372            | 97,089                             | 4,227                        | 4,314                          | C. Y. 1998        |
| 11年                                                                  | 65,938                          | 10,949                       | 335                              | 75,992            | 89,522                             | 4,084                        | 3,902                          | C. Y. 1999        |
| 12年                                                                  | 62,209                          | 9,658                        | 324                              | 70,533            | 84,339                             | 3,433                        | 3,858                          | C. Y. 2000        |
| 平成 10年度                                                              | 68,787                          | 13,195                       | 356                              | 79,593            | 95,114                             | 4,434                        | 4,775                          | F. Y. 1998        |
| 11年度                                                                 | 64,369                          | 10,544                       | 324                              | 74,708            | 88,801                             | 3,861                        | 3,948                          | F. Y. 1999        |
| 12年 1~3月                                                             | 15,366                          | 2,534                        | 81                               | 17,691            | 21,374                             | 896                          | 3,948                          | Q1 2000           |
| 4~6月                                                                 | 15,633                          | 2,540                        | 81                               | 18,028            | 20,818                             | 937                          | 3,918                          | Q2                |
| 7~9月                                                                 | 15,679                          | 2,439                        | 81                               | 17,891            | 20,853                             | 919                          | 3,651                          | Q3                |
| 10~12月                                                               | 15,531                          | 2,145                        | 81                               | 16,923            | 21,294                             | 681                          | 3,858                          | Q4                |
| 12年 1月                                                               | 5,242                           | 843                          | 27                               | 5,912             | 6,862                              | 304                          | 3,969                          | Jan. 2000         |
| 2                                                                    | 4,993                           | 829                          | 27                               | 5,739             | 7,024                              | 292                          | 4,028                          | Feb.              |
| 3                                                                    | 5,131                           | 862                          | 27                               | 6,040             | 7,488                              | 300                          | 3,948                          | Mar.              |
| 4                                                                    | 5,225                           | 834                          | 27                               | 6,024             | 7,021                              | 299                          | 3,933                          | Apr.              |
| 5                                                                    | 4,959                           | 835                          | 27                               | 5,703             | 6,589                              | 325                          | 3,956                          | May.              |
| 6                                                                    | 5,449                           | 871                          | 27                               | 6,301             | 7,208                              | 313                          | 3,918                          | Jun.              |
| 7                                                                    | 5,396                           | 870                          | 27                               | 6,246             | 7,096                              | 317                          | 3,891                          | Jul.              |
| 8                                                                    | 5,274                           | 874                          | 27                               | 6,128             | 6,883                              | 328                          | 3,839                          | Aug.              |
| 9                                                                    | 5,009                           | 695                          | 27                               | 5,517             | 6,875                              | 274                          | 3,651                          | Sep.              |
| 10                                                                   | 5,169                           | 680                          | 27                               | 5,635             | 7,070                              | 227                          | 3,729                          | Oct.              |
| 11                                                                   | 5,204                           | 695                          | 27                               | 5,539             | 7,079                              | 223                          | 3,885                          | Nov.              |
| 12                                                                   | 5,158                           | 770                          | 27                               | 5,749             | 7,145                              | 231                          | 3,858                          | Dec.              |

## 2. 品目別生産・出荷・在庫統計

2. Production, Shipments and Producer's Inventory (by commodities)

| 強化製品 (その他の強化製品) (26) Plastic reinforced products (Others) |                                 | (単位: t) (Unit: t)            |                                  |                   |                                    |                              |                                |                   |
|-----------------------------------------------------------|---------------------------------|------------------------------|----------------------------------|-------------------|------------------------------------|------------------------------|--------------------------------|-------------------|
| 年 月                                                       | 生産(t)<br>Production<br>Quantity | 受入(t)<br>Receipt<br>Quantity | 消費(t)<br>Consumption<br>Quantity | 出荷 Shipments      |                                    |                              | 在庫(t)<br>Inventory<br>Quantity | Year and<br>Month |
|                                                           |                                 |                              |                                  | 販売 Sales          |                                    | その他(t)<br>Others<br>Quantity |                                |                   |
|                                                           |                                 |                              |                                  | 数量(t)<br>Quantity | 金額(百万円)<br>Value in Million of Yen |                              |                                |                   |
| 平成 8年                                                     | 11,756                          | 786                          | -                                | 10,954            | 20,236                             | 1,819                        | 789                            | C. Y. 1996        |
| 9年                                                        | 10,611                          | 807                          | -                                | 9,800             | 19,646                             | 1,709                        | 848                            | C. Y. 1997        |
| 10年                                                       | 9,170                           | 834                          | -                                | 9,229             | 17,659                             | 1,409                        | 684                            | C. Y. 1998        |
| 11年                                                       | 9,506                           | 971                          | -                                | 8,202             | 16,727                             | 2,650                        | 671                            | C. Y. 1999        |
| 12年                                                       | 8,521                           | 1,222                        | -                                | 7,616             | 15,521                             | 2,531                        | 694                            | C. Y. 2000        |
| 平成 10年度                                                   | 8,948                           | 823                          | -                                | 8,646             | 17,352                             | 1,514                        | 591                            | F. Y. 1998        |
| 11年度                                                      | 9,713                           | 1,143                        | -                                | 8,257             | 16,466                             | 2,988                        | 531                            | F. Y. 1999        |
| 12年 1~3月                                                  | 2,517                           | 384                          | -                                | 2,213             | 4,397                              | 896                          | 531                            | Q1 2000           |
| 4~6月                                                      | 2,165                           | 343                          | -                                | 1,942             | 3,937                              | 630                          | 557                            | Q2                |
| 7~9月                                                      | 1,995                           | 267                          | -                                | 1,757             | 3,416                              | 626                          | 542                            | Q3                |
| 10~12月                                                    | 1,844                           | 228                          | -                                | 1,704             | 3,771                              | 379                          | 694                            | Q4                |
| 12年 1月                                                    | 701                             | 119                          | -                                | 692               | 1,262                              | 169                          | 657                            | Jan. 2000         |
| 2                                                         | 816                             | 125                          | -                                | 744               | 1,426                              | 317                          | 558                            | Feb.              |
| 3                                                         | 1,000                           | 140                          | -                                | 777               | 1,709                              | 410                          | 531                            | Mar.              |
| 4                                                         | 722                             | 151                          | -                                | 703               | 1,535                              | 203                          | 527                            | Apr.              |
| 5                                                         | 711                             | 102                          | -                                | 621               | 1,149                              | 184                          | 563                            | May.              |
| 6                                                         | 732                             | 90                           | -                                | 618               | 1,253                              | 243                          | 557                            | Jun.              |
| 7                                                         | 701                             | 84                           | -                                | 614               | 1,192                              | 199                          | 569                            | Jul.              |
| 8                                                         | 595                             | 91                           | -                                | 534               | 1,029                              | 159                          | 599                            | Aug.              |
| 9                                                         | 699                             | 92                           | -                                | 609               | 1,195                              | 268                          | 542                            | Sep.              |
| 10                                                        | 597                             | 85                           | -                                | 576               | 1,215                              | 104                          | 610                            | Oct.              |
| 11                                                        | 627                             | 74                           | -                                | 567               | 1,265                              | 144                          | 656                            | Nov.              |
| 12                                                        | 620                             | 69                           | -                                | 561               | 1,291                              | 131                          | 694                            | Dec.              |
| その他 (計) (27~30) Other plastic products (Total)            |                                 | (単位: t) (Unit: t)            |                                  |                   |                                    |                              |                                |                   |
| 年 月                                                       | 生産(t)<br>Production<br>Quantity | 受入(t)<br>Receipt<br>Quantity | 消費(t)<br>Consumption<br>Quantity | 出荷 Shipments      |                                    |                              | 在庫(t)<br>Inventory<br>Quantity | Year and<br>Month |
|                                                           |                                 |                              |                                  | 販売 Sales          |                                    | その他(t)<br>Others<br>Quantity |                                |                   |
|                                                           |                                 |                              |                                  | 数量(t)<br>Quantity | 金額(百万円)<br>Value in Million of Yen |                              |                                |                   |
| 平成 8年                                                     | 386,766                         | 63,900                       | 4,687                            | 435,178           | 373,993                            | 9,115                        | 30,692                         | C. Y. 1996        |
| 9年                                                        | 396,384                         | 63,711                       | 5,181                            | 447,066           | 397,420                            | 9,140                        | 34,083                         | C. Y. 1997        |
| 10年                                                       | 376,288                         | 60,793                       | 4,210                            | 427,413           | 373,248                            | 9,717                        | 33,263                         | C. Y. 1998        |
| 11年                                                       | 385,891                         | 55,108                       | 4,056                            | 430,824           | 359,301                            | 9,391                        | 34,134                         | C. Y. 1999        |
| 12年                                                       | 398,759                         | 42,887                       | 9,304                            | 425,143           | 355,573                            | 11,944                       | 32,611                         | C. Y. 2000        |
| 平成 10年度                                                   | 376,236                         | 59,401                       | 4,143                            | 427,524           | 369,942                            | 9,436                        | 33,503                         | F. Y. 1998        |
| 11年度                                                      | 390,542                         | 50,912                       | 5,421                            | 429,332           | 356,613                            | 10,168                       | 34,049                         | F. Y. 1999        |
| 12年 1~3月                                                  | 98,616                          | 9,508                        | 2,332                            | 103,659           | 85,802                             | 2,901                        | 34,049                         | Q1 2000           |
| 4~6月                                                      | 100,507                         | 10,442                       | 2,403                            | 106,964           | 87,056                             | 2,875                        | 33,382                         | Q2                |
| 7~9月                                                      | 98,595                          | 9,554                        | 2,150                            | 106,206           | 88,765                             | 3,341                        | 30,553                         | Q3                |
| 10~12月                                                    | 101,041                         | 13,383                       | 2,419                            | 108,314           | 93,950                             | 2,827                        | 32,611                         | Q4                |
| 12年 1月                                                    | 31,257                          | 3,127                        | 675                              | 32,978            | 26,497                             | 932                          | 34,106                         | Jan. 2000         |
| 2                                                         | 32,441                          | 3,085                        | 825                              | 33,545            | 27,749                             | 905                          | 34,587                         | Feb.              |
| 3                                                         | 34,918                          | 3,296                        | 832                              | 37,136            | 31,556                             | 1,064                        | 34,049                         | Mar.              |
| 4                                                         | 33,512                          | 3,772                        | 947                              | 36,285            | 29,564                             | 985                          | 33,644                         | Apr.              |
| 5                                                         | 32,989                          | 3,296                        | 679                              | 34,527            | 27,589                             | 924                          | 33,968                         | May.              |
| 6                                                         | 34,006                          | 3,374                        | 777                              | 36,152            | 29,902                             | 966                          | 33,382                         | Jun.              |
| 7                                                         | 33,438                          | 2,966                        | 740                              | 35,712            | 29,858                             | 1,437                        | 32,138                         | Jul.              |
| 8                                                         | 31,863                          | 3,049                        | 662                              | 34,546            | 29,008                             | 871                          | 31,200                         | Aug.              |
| 9                                                         | 33,294                          | 3,539                        | 748                              | 35,948            | 29,900                             | 1,033                        | 30,553                         | Sep.              |
| 10                                                        | 33,352                          | 4,600                        | 873                              | 35,820            | 30,058                             | 926                          | 31,095                         | Oct.              |
| 11                                                        | 34,044                          | 4,577                        | 851                              | 35,646            | 32,027                             | 899                          | 32,675                         | Nov.              |
| 12                                                        | 33,645                          | 4,206                        | 695                              | 36,848            | 31,864                             | 1,002                        | 32,611                         | Dec.              |

## 2. 品目別生産・出荷・在庫統計

2. Production, Shipments and Producer's Inventory (by commodities)

その他(異形押出製品(建材を除く)) (27) Other plastic products (Deformed extruding products(except for building))(単位:t)(Unit:t)

| 年 月      | 生産(t)<br>Production<br>Quantity | 受入(t)<br>Receipt<br>Quantity | 消費(t)<br>Consumption<br>Quantity | 出荷 Shipments      |                                    |                              | 在庫(t)<br>Inventory<br>Quantity | Year and<br>Month |
|----------|---------------------------------|------------------------------|----------------------------------|-------------------|------------------------------------|------------------------------|--------------------------------|-------------------|
|          |                                 |                              |                                  | 販売 Sales          |                                    | その他(t)<br>Others<br>Quantity |                                |                   |
|          |                                 |                              |                                  | 数量(t)<br>Quantity | 金額(百万円)<br>Value in Million of Yen |                              |                                |                   |
| 平成 8年    | 44,745                          | 8,229                        | 87                               | 52,160            | 45,456                             | 98                           | 7,268                          | C. Y. 1996        |
| 9年       | 42,984                          | 8,939                        | 99                               | 51,011            | 45,377                             | 124                          | 8,662                          | C. Y. 1997        |
| 10年      | 34,333                          | 7,204                        | 107                              | 41,134            | 38,330                             | 49                           | 9,178                          | C. Y. 1998        |
| 11年      | 34,249                          | 6,350                        | 137                              | 42,926            | 36,933                             | 62                           | 7,520                          | C. Y. 1999        |
| 12年      | 34,382                          | 7,659                        | 155                              | 42,699            | 36,792                             | 60                           | 7,388                          | C. Y. 2000        |
| 平成 10年度  | 33,614                          | 6,734                        | 93                               | 41,177            | 37,905                             | 45                           | 9,025                          | F. Y. 1998        |
| 11年度     | 34,490                          | 6,441                        | 147                              | 42,865            | 36,897                             | 60                           | 7,747                          | F. Y. 1999        |
| 12年 1~3月 | 8,624                           | 1,640                        | 28                               | 10,181            | 8,878                              | 15                           | 7,747                          | Q1 2000           |
| 4~6月     | 8,324                           | 1,929                        | 75                               | 9,906             | 8,876                              | 15                           | 8,193                          | Q2                |
| 7~9月     | 8,314                           | 1,991                        | 24                               | 10,956            | 9,328                              | 15                           | 7,691                          | Q3                |
| 10~12月   | 9,120                           | 2,099                        | 28                               | 11,656            | 9,710                              | 15                           | 7,388                          | Q4                |
| 12年 1月   | 2,831                           | 541                          | 11                               | 3,522             | 2,999                              | 5                            | 7,382                          | Jan. 2000         |
| 2        | 2,849                           | 521                          | 8                                | 3,140             | 2,813                              | 5                            | 7,682                          | Feb.              |
| 3        | 2,944                           | 578                          | 9                                | 3,519             | 3,066                              | 5                            | 7,747                          | Mar.              |
| 4        | 2,863                           | 674                          | 56                               | 3,211             | 3,054                              | 5                            | 8,075                          | Apr.              |
| 5        | 2,776                           | 614                          | 8                                | 3,219             | 2,847                              | 5                            | 8,278                          | May.              |
| 6        | 2,685                           | 641                          | 11                               | 3,476             | 2,975                              | 5                            | 8,193                          | Jun.              |
| 7        | 2,698                           | 705                          | 8                                | 3,568             | 3,181                              | 5                            | 8,078                          | Jul.              |
| 8        | 2,755                           | 673                          | 7                                | 3,740             | 3,173                              | 5                            | 7,866                          | Aug.              |
| 9        | 2,861                           | 613                          | 9                                | 3,648             | 2,974                              | 5                            | 7,691                          | Sep.              |
| 10       | 3,074                           | 675                          | 8                                | 3,846             | 3,207                              | 5                            | 7,684                          | Oct.              |
| 11       | 3,074                           | 745                          | 10                               | 3,959             | 3,276                              | 5                            | 7,524                          | Nov.              |
| 12       | 2,972                           | 679                          | 10                               | 3,851             | 3,227                              | 5                            | 7,388                          | Dec.              |

その他(ホース) (28) Other plastic products (Hoses) (単位:t)(Unit:t)

| 年 月      | 生産(t)<br>Production<br>Quantity | 受入(t)<br>Receipt<br>Quantity | 消費(t)<br>Consumption<br>Quantity | 出荷 Shipments      |                                    |                              | 在庫(t)<br>Inventory<br>Quantity | Year and<br>Month |
|----------|---------------------------------|------------------------------|----------------------------------|-------------------|------------------------------------|------------------------------|--------------------------------|-------------------|
|          |                                 |                              |                                  | 販売 Sales          |                                    | その他(t)<br>Others<br>Quantity |                                |                   |
|          |                                 |                              |                                  | 数量(t)<br>Quantity | 金額(百万円)<br>Value in Million of Yen |                              |                                |                   |
| 平成 8年    | 56,873                          | 16,140                       | -                                | 72,428            | 52,483                             | 18                           | 3,492                          | C. Y. 1996        |
| 9年       | 53,489                          | 16,385                       | -                                | 70,116            | 51,871                             | 38                           | 3,272                          | C. Y. 1997        |
| 10年      | 45,699                          | 16,385                       | -                                | 62,312            | 46,972                             | 15                           | 2,683                          | C. Y. 1998        |
| 11年      | 46,718                          | 12,155                       | -                                | 58,202            | 41,692                             | 83                           | 3,920                          | C. Y. 1999        |
| 12年      | 51,519                          | 590                          | -                                | 52,438            | 31,565                             | 15                           | 3,638                          | C. Y. 2000        |
| 平成 10年度  | 45,156                          | 16,342                       | -                                | 61,599            | 46,333                             | 11                           | 2,819                          | F. Y. 1998        |
| 11年度     | 48,096                          | 8,240                        | -                                | 55,595            | 38,026                             | 82                           | 4,069                          | F. Y. 1999        |
| 12年 1~3月 | 12,364                          | 173                          | -                                | 12,308            | 7,590                              | 2                            | 4,069                          | Q1 2000           |
| 4~6月     | 13,494                          | 150                          | -                                | 13,818            | 8,200                              | 5                            | 3,861                          | Q2                |
| 7~9月     | 13,351                          | 134                          | -                                | 13,879            | 8,218                              | 6                            | 3,587                          | Q3                |
| 10~12月   | 12,310                          | 133                          | -                                | 12,433            | 7,557                              | 2                            | 3,638                          | Q4                |
| 12年 1月   | 3,930                           | 63                           | -                                | 3,855             | 2,281                              | 1                            | 4,053                          | Jan. 2000         |
| 2        | 4,031                           | 55                           | -                                | 4,005             | 2,521                              | -                            | 4,138                          | Feb.              |
| 3        | 4,403                           | 55                           | -                                | 4,448             | 2,788                              | 1                            | 4,069                          | Mar.              |
| 4        | 4,682                           | 55                           | -                                | 5,065             | 2,919                              | -                            | 3,749                          | Apr.              |
| 5        | 4,411                           | 48                           | -                                | 4,490             | 2,661                              | -                            | 3,643                          | May.              |
| 6        | 4,401                           | 47                           | -                                | 4,263             | 2,620                              | 5                            | 3,861                          | Jun.              |
| 7        | 4,517                           | 47                           | -                                | 4,709             | 2,791                              | 5                            | 3,766                          | Jul.              |
| 8        | 4,476                           | 49                           | -                                | 4,737             | 2,745                              | 1                            | 3,585                          | Aug.              |
| 9        | 4,358                           | 38                           | -                                | 4,433             | 2,683                              | -                            | 3,587                          | Sep.              |
| 10       | 4,113                           | 44                           | -                                | 4,141             | 2,548                              | 1                            | 3,557                          | Oct.              |
| 11       | 4,104                           | 46                           | -                                | 4,105             | 2,448                              | -                            | 3,646                          | Nov.              |
| 12       | 4,093                           | 43                           | -                                | 4,187             | 2,560                              | 1                            | 3,638                          | Dec.              |

## 2. 品目別生産・出荷・在庫統計

2. Production, Shipments and Producer's Inventory (by commodities)

| その他 (ディスクレコード) (29) Other plastic products (Disk records) |                                 | (単位: t) (Unit: t)            |                                  |                   |                                    |                                |                   |                              |
|-----------------------------------------------------------|---------------------------------|------------------------------|----------------------------------|-------------------|------------------------------------|--------------------------------|-------------------|------------------------------|
| 年 月                                                       | 生産(t)<br>Production<br>Quantity | 受入(t)<br>Receipt<br>Quantity | 消費(t)<br>Consumption<br>Quantity | 出荷 Shipments      |                                    | 在庫(t)<br>Inventory<br>Quantity | Year and<br>Month |                              |
|                                                           |                                 |                              |                                  | 販売 Sales          |                                    |                                |                   | その他(t)<br>Others<br>Quantity |
|                                                           |                                 |                              |                                  | 数量(t)<br>Quantity | 金額(百万円)<br>Value in Million of Yen |                                |                   |                              |
| 平成 8年                                                     | 12,122                          | 22,106                       | -                                | 34,303            | 104,173                            | -                              | 2,826 C. Y. 1996  |                              |
| 9年                                                        | 13,010                          | 23,198                       | -                                | 36,257            | 101,606                            | -                              | 2,786 C. Y. 1997  |                              |
| 10年                                                       | 13,732                          | 20,128                       | -                                | 35,103            | 96,840                             | -                              | 1,465 C. Y. 1998  |                              |
| 11年                                                       | 13,485                          | 17,838                       | -                                | 31,131            | 90,625                             | -                              | 2,495 C. Y. 1999  |                              |
| 12年                                                       | 12,561                          | 15,007                       | 5,147                            | 22,618            | 92,035                             | -                              | 2,300 C. Y. 2000  |                              |
| 平成 10年度                                                   | 12,995                          | 19,085                       | -                                | 33,498            | 95,058                             | -                              | 1,112 F. Y. 1998  |                              |
| 11年度                                                      | 13,180                          | 17,003                       | 1,344                            | 28,820            | 90,110                             | -                              | 1,950 F. Y. 1999  |                              |
| 12年 1~3月                                                  | 3,110                           | 3,055                        | 1,344                            | 5,365             | 22,218                             | -                              | 1,950 Q1 2000     |                              |
| 4~6月                                                      | 3,112                           | 3,584                        | 1,220                            | 5,542             | 21,621                             | -                              | 1,884 Q2          |                              |
| 7~9月                                                      | 3,086                           | 2,734                        | 1,133                            | 4,961             | 22,406                             | -                              | 1,614 Q3          |                              |
| 10~12月                                                    | 3,253                           | 5,634                        | 1,450                            | 6,750             | 25,790                             | -                              | 2,300 Q4          |                              |
| 12年 1月                                                    | 912                             | 993                          | 353                              | 1,992             | 6,335                              | -                              | 2,055 Jan. 2000   |                              |
| 2                                                         | 995                             | 982                          | 503                              | 1,683             | 6,946                              | -                              | 1,845 Feb.        |                              |
| 3                                                         | 1,203                           | 1,080                        | 488                              | 1,690             | 8,936                              | -                              | 1,950 Mar.        |                              |
| 4                                                         | 977                             | 1,438                        | 442                              | 1,863             | 7,242                              | -                              | 2,059 Apr.        |                              |
| 5                                                         | 967                             | 1,144                        | 339                              | 1,392             | 6,450                              | -                              | 2,439 May.        |                              |
| 6                                                         | 1,168                           | 1,002                        | 439                              | 2,287             | 7,929                              | -                              | 1,884 Jun.        |                              |
| 7                                                         | 1,006                           | 551                          | 385                              | 1,450             | 7,297                              | -                              | 1,606 Jul.        |                              |
| 8                                                         | 1,069                           | 885                          | 343                              | 1,693             | 7,470                              | -                              | 1,527 Aug.        |                              |
| 9                                                         | 1,011                           | 1,298                        | 405                              | 1,818             | 7,639                              | -                              | 1,614 Sep.        |                              |
| 10                                                        | 1,066                           | 1,998                        | 527                              | 1,943             | 7,540                              | -                              | 2,206 Oct.        |                              |
| 11                                                        | 1,175                           | 1,943                        | 528                              | 1,783             | 8,987                              | -                              | 3,016 Nov.        |                              |
| 12                                                        | 1,012                           | 1,693                        | 395                              | 3,024             | 9,263                              | -                              | 2,300 Dec.        |                              |

| その他 (その他製品) (30) Other plastic products (Others) |                                 | (単位: t) (Unit: t)            |                                  |                   |                                    |                                |                   |                              |
|--------------------------------------------------|---------------------------------|------------------------------|----------------------------------|-------------------|------------------------------------|--------------------------------|-------------------|------------------------------|
| 年 月                                              | 生産(t)<br>Production<br>Quantity | 受入(t)<br>Receipt<br>Quantity | 消費(t)<br>Consumption<br>Quantity | 出荷 Shipments      |                                    | 在庫(t)<br>Inventory<br>Quantity | Year and<br>Month |                              |
|                                                  |                                 |                              |                                  | 販売 Sales          |                                    |                                |                   | その他(t)<br>Others<br>Quantity |
|                                                  |                                 |                              |                                  | 数量(t)<br>Quantity | 金額(百万円)<br>Value in Million of Yen |                                |                   |                              |
| 平成 8年                                            | 273,026                         | 17,425                       | 4,600                            | 276,287           | 171,881                            | 8,999                          | 17,106 C. Y. 1996 |                              |
| 9年                                               | 286,901                         | 15,189                       | 5,082                            | 289,682           | 198,565                            | 8,978                          | 19,363 C. Y. 1997 |                              |
| 10年                                              | 282,524                         | 17,076                       | 4,103                            | 288,864           | 191,106                            | 9,653                          | 19,937 C. Y. 1998 |                              |
| 11年                                              | 291,439                         | 18,765                       | 3,919                            | 298,565           | 190,051                            | 9,246                          | 20,199 C. Y. 1999 |                              |
| 12年                                              | 300,297                         | 19,631                       | 4,002                            | 307,388           | 195,182                            | 11,869                         | 19,285 C. Y. 2000 |                              |
| 平成 10年度                                          | 284,471                         | 17,240                       | 4,050                            | 291,250           | 190,646                            | 9,380                          | 20,547 F. Y. 1998 |                              |
| 11年度                                             | 294,776                         | 19,228                       | 3,930                            | 302,052           | 191,580                            | 10,026                         | 20,283 F. Y. 1999 |                              |
| 12年 1~3月                                         | 74,518                          | 4,640                        | 960                              | 75,805            | 47,116                             | 2,884                          | 20,283 Q1 2000    |                              |
| 4~6月                                             | 75,577                          | 4,779                        | 1,108                            | 77,698            | 48,359                             | 2,855                          | 19,444 Q2         |                              |
| 7~9月                                             | 73,844                          | 4,695                        | 993                              | 76,410            | 48,814                             | 3,320                          | 17,661 Q3         |                              |
| 10~12月                                           | 76,358                          | 5,517                        | 941                              | 77,475            | 50,893                             | 2,810                          | 19,285 Q4         |                              |
| 12年 1月                                           | 23,584                          | 1,530                        | 311                              | 23,609            | 14,882                             | 926                            | 20,616 Jan. 2000  |                              |
| 2                                                | 24,566                          | 1,527                        | 314                              | 24,717            | 15,469                             | 900                            | 20,922 Feb.       |                              |
| 3                                                | 26,368                          | 1,583                        | 335                              | 27,479            | 16,766                             | 1,058                          | 20,283 Mar.       |                              |
| 4                                                | 24,990                          | 1,605                        | 449                              | 26,146            | 16,350                             | 980                            | 19,761 Apr.       |                              |
| 5                                                | 24,835                          | 1,490                        | 332                              | 25,426            | 15,630                             | 919                            | 19,608 May.       |                              |
| 6                                                | 25,752                          | 1,684                        | 327                              | 26,126            | 16,378                             | 956                            | 19,444 Jun.       |                              |
| 7                                                | 25,217                          | 1,663                        | 347                              | 25,985            | 16,589                             | 1,427                          | 18,688 Jul.       |                              |
| 8                                                | 23,563                          | 1,442                        | 312                              | 24,376            | 15,621                             | 865                            | 18,222 Aug.       |                              |
| 9                                                | 25,064                          | 1,590                        | 334                              | 26,049            | 16,603                             | 1,028                          | 17,661 Sep.       |                              |
| 10                                               | 25,099                          | 1,883                        | 338                              | 25,890            | 16,763                             | 920                            | 17,648 Oct.       |                              |
| 11                                               | 25,691                          | 1,843                        | 313                              | 25,799            | 17,317                             | 894                            | 18,489 Nov.       |                              |
| 12                                               | 25,568                          | 1,791                        | 290                              | 25,786            | 16,813                             | 996                            | 19,285 Dec.       |                              |



## 2. 品目別生産・出荷・在庫統計

2. Production, Shipments and Producer's Inventory (by commodities)

(特掲) 浴槽 (31) (inserted specially) Bathtub. (単位: 個) (Unit: number value)

| 年 月      | 生産<br>Production<br>Quantity | 受入<br>Receipt<br>Quantity | 消費<br>Consumption<br>Quantity | 出荷 Shipments   |                                     |                           | 在庫<br>Inventory<br>Quantity | Year and<br>Month |
|----------|------------------------------|---------------------------|-------------------------------|----------------|-------------------------------------|---------------------------|-----------------------------|-------------------|
|          |                              |                           |                               | 販売 Sales       |                                     | その他<br>Others<br>Quantity |                             |                   |
|          |                              |                           |                               | 数量<br>Quantity | 金額 (百万円)<br>Value in Million of Yen |                           |                             |                   |
| 平成 8年    | 1,000,587                    | 65,658                    | -                             | 1,031,461      | 54,064                              | 53,703                    | 64,976                      | C. Y. 1996        |
| 9年       | 961,653                      | 76,809                    | -                             | 1,038,223      | 50,740                              | 9,068                     | 66,184                      | C. Y. 1997        |
| 10年      | 838,702                      | 51,354                    | -                             | 898,952        | 41,521                              | 12,314                    | 55,559                      | C. Y. 1998        |
| 11年      | 714,565                      | 62,597                    | -                             | 767,319        | 37,190                              | 17,512                    | 51,454                      | C. Y. 1999        |
| 12年      | 728,513                      | 51,659                    | -                             | 767,719        | 37,974                              | 22,179                    | 44,765                      | C. Y. 2000        |
| 平成 10年度  | 811,123                      | 54,703                    | -                             | 873,251        | 40,789                              | 12,354                    | 50,350                      | F. Y. 1998        |
| 11年度     | 707,021                      | 63,493                    | -                             | 757,813        | 37,258                              | 19,725                    | 49,814                      | F. Y. 1999        |
| 12年 1~3月 | 168,770                      | 16,113                    | -                             | 184,156        | 8,985                               | 4,655                     | 49,814                      | Q1 2000           |
| 4~6月     | 181,609                      | 16,550                    | -                             | 194,898        | 9,467                               | 4,910                     | 50,856                      | Q2                |
| 7~9月     | 193,941                      | 12,563                    | -                             | 202,294        | 9,871                               | 7,236                     | 45,624                      | Q3                |
| 10~12月   | 184,193                      | 6,433                     | -                             | 186,371        | 9,651                               | 5,378                     | 44,765                      | Q4                |
| 12年 1月   | 54,289                       | 5,095                     | -                             | 58,538         | 2,894                               | 1,933                     | 50,402                      | Jan. 2000         |
| 2        | 57,283                       | 5,295                     | -                             | 61,190         | 3,018                               | 1,591                     | 51,610                      | Feb.              |
| 3        | 57,198                       | 5,723                     | -                             | 64,428         | 3,072                               | 1,131                     | 49,814                      | Mar.              |
| 4        | 60,203                       | 5,608                     | -                             | 67,166         | 3,176                               | 1,609                     | 47,704                      | Apr.              |
| 5        | 58,994                       | 5,405                     | -                             | 62,282         | 3,053                               | 1,657                     | 48,939                      | May.              |
| 6        | 62,412                       | 5,537                     | -                             | 65,450         | 3,238                               | 1,644                     | 50,856                      | Jun.              |
| 7        | 66,013                       | 5,432                     | -                             | 70,833         | 3,423                               | 1,845                     | 50,410                      | Jul.              |
| 8        | 62,848                       | 5,077                     | -                             | 68,193         | 3,275                               | 2,077                     | 48,869                      | Aug.              |
| 9        | 65,080                       | 2,054                     | -                             | 63,268         | 3,173                               | 3,314                     | 45,624                      | Sep.              |
| 10       | 63,585                       | 1,633                     | -                             | 64,764         | 3,237                               | 1,429                     | 44,832                      | Oct.              |
| 11       | 59,747                       | 2,068                     | -                             | 60,761         | 3,180                               | 1,269                     | 44,805                      | Nov.              |
| 12       | 60,861                       | 2,732                     | -                             | 60,846         | 3,233                               | 2,680                     | 44,765                      | Dec.              |

(特掲) 浄化槽 (32) (inserted specially) Septic tank. (単位: 個) (Unit: number value)

| 年 月      | 生産<br>Production<br>Quantity | 受入<br>Receipt<br>Quantity | 消費<br>Consumption<br>Quantity | 出荷 Shipments   |                                     |                           | 在庫<br>Inventory<br>Quantity | Year and<br>Month |
|----------|------------------------------|---------------------------|-------------------------------|----------------|-------------------------------------|---------------------------|-----------------------------|-------------------|
|          |                              |                           |                               | 販売 Sales       |                                     | その他<br>Others<br>Quantity |                             |                   |
|          |                              |                           |                               | 数量<br>Quantity | 金額 (百万円)<br>Value in Million of Yen |                           |                             |                   |
| 平成 8年    | 163,510                      | 103,714                   | -                             | 239,086        | 23,690                              | 31,021                    | 10,093                      | C. Y. 1996        |
| 9年       | 156,163                      | 101,410                   | -                             | 228,344        | 24,157                              | 27,255                    | 13,675                      | C. Y. 1997        |
| 10年      | 161,115                      | 88,719                    | -                             | 225,418        | 24,866                              | 23,327                    | 17,358                      | C. Y. 1998        |
| 11年      | 128,182                      | 76,256                    | -                             | 198,260        | 25,326                              | 13,268                    | 12,876                      | C. Y. 1999        |
| 12年      | 77,372                       | 65,017                    | -                             | 142,003        | 22,051                              | 6,047                     | 9,805                       | C. Y. 2000        |
| 平成 10年度  | 179,899                      | 92,812                    | -                             | 237,160        | 25,584                              | 25,767                    | 25,345                      | F. Y. 1998        |
| 11年度     | 95,537                       | 69,092                    | -                             | 172,121        | 24,432                              | 7,755                     | 12,725                      | F. Y. 1999        |
| 12年 1~3月 | 17,975                       | 15,480                    | -                             | 32,820         | 5,280                               | 1,456                     | 12,725                      | Q1 2000           |
| 4~6月     | 19,688                       | 16,250                    | -                             | 36,234         | 5,510                               | 1,559                     | 11,521                      | Q2                |
| 7~9月     | 19,399                       | 16,632                    | -                             | 36,492         | 5,490                               | 1,550                     | 10,128                      | Q3                |
| 10~12月   | 20,310                       | 16,655                    | -                             | 36,457         | 5,772                               | 1,482                     | 9,805                       | Q4                |
| 12年 1月   | 5,983                        | 5,199                     | -                             | 10,352         | 1,583                               | 456                       | 13,486                      | Jan. 2000         |
| 2        | 5,749                        | 5,189                     | -                             | 10,538         | 1,782                               | 472                       | 13,631                      | Feb.              |
| 3        | 6,243                        | 5,092                     | -                             | 11,930         | 1,915                               | 528                       | 12,725                      | Mar.              |
| 4        | 6,282                        | 5,223                     | -                             | 12,239         | 1,859                               | 492                       | 11,716                      | Apr.              |
| 5        | 6,684                        | 5,410                     | -                             | 11,750         | 1,761                               | 528                       | 11,749                      | May.              |
| 6        | 6,722                        | 5,617                     | -                             | 12,245         | 1,890                               | 539                       | 11,521                      | Jun.              |
| 7        | 6,797                        | 5,656                     | -                             | 12,342         | 1,886                               | 499                       | 11,350                      | Jul.              |
| 8        | 6,364                        | 5,536                     | -                             | 11,562         | 1,728                               | 536                       | 11,369                      | Aug.              |
| 9        | 6,238                        | 5,440                     | -                             | 12,588         | 1,875                               | 515                       | 10,128                      | Sep.              |
| 10       | 6,661                        | 5,543                     | -                             | 12,076         | 1,927                               | 537                       | 9,936                       | Oct.              |
| 11       | 6,749                        | 5,595                     | -                             | 12,237         | 1,903                               | 528                       | 9,732                       | Nov.              |
| 12       | 6,900                        | 5,517                     | -                             | 12,144         | 1,942                               | 417                       | 9,805                       | Dec.              |

## 生産(Production)

| 経済<br>局別<br>Group | 都道<br>府県別 | 合 計<br>Production Total | 計<br>Total | フィルム Plastic film |                         |                     |                       |                        |
|-------------------|-----------|-------------------------|------------|-------------------|-------------------------|---------------------|-----------------------|------------------------|
|                   |           |                         |            | 計<br>Total        | 軟質製品 Soft plastic goods |                     |                       |                        |
|                   |           |                         |            |                   | 農業用<br>for agriculture  | 包装用<br>for packages | ラミネート<br>for laminate | その他の軟質製品<br>for others |
| 全 国 計             |           | 6,090,612               | 2,025,955  | 1,650,196         | 120,809                 | 1,173,851           | 134,398               | 221,138                |
| 北 海 道             |           | 58,617                  | 31,148     | 30,743            | -                       | 30,123              | 620                   | -                      |
| 東 北<br>Tohoku     | 計         | 161,775                 | 41,493     | 40,533            | -                       | 40,533              | -                     | -                      |
|                   | 青森        | 11,936                  | 612        | 612               | -                       | 612                 | -                     | -                      |
|                   | 岩手        | 14,304                  | -          | -                 | -                       | -                   | -                     | -                      |
|                   | 宮城        | 68,198                  | 26,273     | 26,273            | -                       | 26,273              | -                     | -                      |
|                   | 秋田        | 5,160                   | 960        | -                 | -                       | -                   | -                     | -                      |
|                   | 山形        | 19,777                  | -          | -                 | -                       | -                   | -                     | -                      |
|                   | 福島        | 42,400                  | 13,648     | 13,648            | -                       | 13,648              | -                     | -                      |
| 関 東<br>Kanto      | 計         | 2,576,882               | 766,227    | 618,867           | 64,031                  | 438,806             | 47,296                | 68,734                 |
|                   | 茨城        | 484,898                 | 199,012    | 184,698           | 36,703                  | 132,036             | -                     | 15,959                 |
|                   | 栃木        | 266,341                 | 50,041     | 27,607            | 1,875                   | 13,882              | -                     | 11,850                 |
|                   | 群馬        | 187,416                 | 27,228     | 27,228            | -                       | 27,164              | 64                    | -                      |
|                   | 埼玉        | 481,206                 | 174,204    | 125,226           | 6,525                   | 79,000              | 12,704                | 26,997                 |
|                   | 千葉        | 213,559                 | 57,010     | 48,314            | -                       | 34,515              | 8,566                 | 5,233                  |
|                   | 東京        | 77,170                  | 13,422     | 13,290            | -                       | 11,812              | -                     | 1,478                  |
|                   | 神奈川       | 299,983                 | 52,999     | 50,478            | 177                     | 24,561              | 25,740                | -                      |
|                   | 新潟        | 50,039                  | 28,084     | 21,508            | 6,572                   | 14,936              | -                     | -                      |
|                   | 山梨        | 52,323                  | 18,484     | 37                | -                       | -                   | -                     | 37                     |
|                   | 長野        | 107,214                 | 26,944     | 26,944            | -                       | 26,944              | -                     | -                      |
| 静岡                | 356,733   | 118,799                 | 93,537     | 12,179            | 73,956                  | 222                 | 7,180                 |                        |
| 中 部<br>Chubu      | 計         | 1,008,523               | 369,896    | 282,684           | 12,895                  | 110,339             | 43,062                | 116,388                |
|                   | 富山        | 89,724                  | 18,687     | 12,027            | -                       | 4,991               | -                     | 7,036                  |
|                   | 石川        | 35,242                  | -          | -                 | -                       | -                   | -                     | -                      |
|                   | 岐阜        | 212,291                 | 82,973     | 70,312            | -                       | 849                 | 62                    | 69,401                 |
|                   | 愛知        | 568,419                 | 207,547    | 175,306           | 12,892                  | 89,828              | 42,511                | 30,075                 |
| 三重                | 102,847   | 60,689                  | 25,039     | 3                 | 14,671                  | 489                 | 9,876                 |                        |
| 近 畿<br>Kinki      | 計         | 1,425,776               | 390,006    | 309,164           | 20,479                  | 231,092             | 26,524                | 31,069                 |
|                   | 福井        | 58,494                  | 8,624      | 8,624             | -                       | 8,624               | -                     | -                      |
|                   | 滋賀        | 554,389                 | 229,899    | 153,643           | 20,479                  | 116,674             | -                     | 16,490                 |
|                   | 京都        | 69,090                  | 44,114     | 44,114            | -                       | 44,114              | -                     | -                      |
|                   | 大阪        | 386,260                 | 54,211     | 50,877            | -                       | 33,654              | 10,446                | 6,777                  |
|                   | 兵庫        | 235,908                 | 40,276     | 39,024            | -                       | 28,026              | 3,406                 | 7,592                  |
|                   | 奈良        | 101,096                 | 12,882     | 12,882            | -                       | -                   | 12,672                | 210                    |
| 和歌山               | 20,539    | -                       | -          | -                 | -                       | -                   | -                     |                        |
| 中 国<br>Chugoku    | 計         | 388,615                 | 161,358    | 110,126           | 3,948                   | 85,184              | 16,896                | 4,098                  |
|                   | 鳥取        | X                       | X          | X                 | X                       | X                   | X                     | X                      |
|                   | 島根        | X                       | X          | X                 | X                       | X                   | X                     | X                      |
|                   | 岡山        | 145,196                 | 49,229     | 33,655            | 309                     | 21,538              | 11,808                | -                      |
|                   | 広島        | 137,007                 | 70,562     | 34,904            | 1,701                   | 25,373              | 5,088                 | 2,742                  |
| 山口                | 95,571    | 41,567                  | 41,567     | 1,938             | 38,273                  | -                   | 1,356                 |                        |
| 四 国<br>Shikoku    | 計         | 202,873                 | 153,490    | 152,357           | 1,773                   | 149,909             | -                     | 675                    |
|                   | 徳島        | X                       | X          | X                 | X                       | X                   | X                     | X                      |
|                   | 香川        | 76,129                  | 68,612     | 68,612            | 792                     | 67,820              | -                     | -                      |
|                   | 愛媛        | 101,068                 | 83,745     | 83,745            | 981                     | 82,089              | -                     | 675                    |
|                   | 高知        | X                       | X          | X                 | X                       | X                   | X                     | X                      |
| 九 州<br>Kyusyu     | 計         | 263,136                 | 109,938    | 103,323           | 17,683                  | 85,466              | -                     | 174                    |
|                   | 福岡        | 61,033                  | 34,285     | 32,895            | 1,033                   | 31,862              | -                     | -                      |
|                   | 佐賀        | 38,782                  | -          | -                 | -                       | -                   | -                     | -                      |
|                   | 長崎        | X                       | X          | X                 | X                       | X                   | X                     | X                      |
|                   | 熊本        | 58,248                  | 34,506     | 34,077            | 14,590                  | 19,313              | -                     | 174                    |
|                   | 大分        | 32,258                  | 26,122     | 21,326            | -                       | 21,326              | -                     | -                      |
|                   | 宮崎        | 58,097                  | 7,942      | 7,942             | -                       | 7,942               | -                     | -                      |
| 鹿児島               | X         | X                       | X          | X                 | X                       | X                   | X                     |                        |
| 沖 縄               |           | 4,415                   | 2,399      | 2,399             | -                       | 2,399               | -                     | -                      |

生産統計  
by Prefectures

(単位: t) (Unit: t)

| 硬質製品<br>Hard plastic goods | シート<br>Plastic sheets | 板 Plastic plates |                           |                           | 合成皮革<br>Plastic synthetic<br>leathers(supported<br>sheets) | Prefectures |
|----------------------------|-----------------------|------------------|---------------------------|---------------------------|------------------------------------------------------------|-------------|
|                            |                       | 計<br>Total       | 平板<br>Plastic flat plates | 波板<br>Plastic wave plates |                                                            |             |
| 375,759                    | 317,509               | 149,905          | 115,161                   | 34,744                    | 75,024                                                     | Japan Total |
| 405                        | -                     | 1,024            | 1,024                     | -                         | -                                                          | Hokkaido    |
| 960                        | 1,150                 | -                | -                         | -                         | 2,525                                                      | Total       |
| -                          | -                     | -                | -                         | -                         | -                                                          | Aomori      |
| -                          | -                     | -                | -                         | -                         | -                                                          | Iwate       |
| -                          | 1,150                 | -                | -                         | -                         | 2,525                                                      | Miyagi      |
| 960                        | -                     | -                | -                         | -                         | -                                                          | Akita       |
| -                          | -                     | -                | -                         | -                         | -                                                          | Yamagata    |
| -                          | -                     | -                | -                         | -                         | -                                                          | Fukushima   |
| 147,360                    | 185,128               | 77,823           | 61,830                    | 15,993                    | 39,925                                                     | Total       |
| 14,314                     | 91,563                | 9,871            | 5,507                     | 4,364                     | 6,200                                                      | Ibaraki     |
| 22,434                     | 498                   | 20,222           | 19,202                    | 1,020                     | 4,362                                                      | Tochigi     |
| -                          | 27,488                | 15,535           | 15,535                    | -                         | -                                                          | Gunma       |
| 48,978                     | 17,903                | 6,309            | 1,521                     | 4,788                     | 3,953                                                      | Saitama     |
| 8,696                      | 22,967                | 3,512            | -                         | 3,512                     | -                                                          | Chiba       |
| 132                        | 1,349                 | 580              | 580                       | -                         | -                                                          | Tokyo       |
| 2,521                      | -                     | 14,746           | 14,746                    | -                         | -                                                          | Kanagawa    |
| 6,576                      | -                     | -                | -                         | -                         | -                                                          | Nigata      |
| 18,447                     | -                     | -                | -                         | -                         | 6,754                                                      | Yamanashi   |
| 25,262                     | 23,360                | 6,335            | 4,739                     | 1,596                     | 18,656                                                     | Nagano      |
| 87,212                     | 15,428                | 5,369            | 5,369                     | -                         | 9,916                                                      | Shizuoka    |
| 6,660                      | 5,572                 | -                | -                         | -                         | -                                                          | Total       |
| -                          | -                     | -                | -                         | -                         | -                                                          | Toyama      |
| 12,661                     | 8,209                 | 355              | 355                       | -                         | -                                                          | Ishikawa    |
| 32,241                     | 1,647                 | 5,014            | 5,014                     | -                         | 3,828                                                      | Gifu        |
| 35,650                     | -                     | -                | -                         | -                         | 6,088                                                      | Aichi       |
| 80,842                     | 99,633                | 64,342           | 45,805                    | 18,537                    | 4,522                                                      | Mie         |
| -                          | -                     | -                | -                         | -                         | -                                                          | Total       |
| 76,256                     | 28,144                | 23,959           | 19,178                    | 4,781                     | -                                                          | Fukui       |
| -                          | 8,873                 | -                | -                         | -                         | -                                                          | Shiga       |
| 3,334                      | 22,863                | 7,250            | 6,565                     | 685                       | 293                                                        | Kyoto       |
| 1,252                      | 39,453                | 33,133           | 20,062                    | 13,071                    | 2,947                                                      | Osaka       |
| -                          | 300                   | -                | -                         | -                         | -                                                          | Hyogo       |
| -                          | -                     | -                | -                         | -                         | 1,282                                                      | Nara        |
| -                          | -                     | -                | -                         | -                         | -                                                          | Wakayama    |
| 51,232                     | 102                   | 12               | 12                        | -                         | 14,074                                                     | Total       |
| X                          | X                     | X                | X                         | X                         | X                                                          | Tottori     |
| X                          | X                     | X                | X                         | X                         | X                                                          | Shimane     |
| 15,574                     | 102                   | -                | -                         | -                         | 5,656                                                      | Okayama     |
| 35,658                     | -                     | 12               | 12                        | -                         | 1,621                                                      | Hiroshima   |
| -                          | -                     | -                | -                         | -                         | 2,402                                                      | Yamaguchi   |
| 1,133                      | 10,134                | 1,335            | 1,121                     | 214                       | 4,062                                                      | Total       |
| X                          | X                     | X                | X                         | X                         | X                                                          | Tokushima   |
| -                          | 724                   | -                | -                         | -                         | -                                                          | Kagawa      |
| -                          | 2,112                 | 1,335            | 1,121                     | 214                       | 359                                                        | Ehime       |
| X                          | X                     | X                | X                         | X                         | X                                                          | Kochi       |
| 6,615                      | 5,934                 | -                | -                         | -                         | -                                                          | Total       |
| 1,390                      | -                     | -                | -                         | -                         | -                                                          | Fukuoka     |
| -                          | -                     | -                | -                         | -                         | -                                                          | Saga        |
| X                          | X                     | X                | X                         | X                         | X                                                          | Nagasaki    |
| 429                        | 5,934                 | -                | -                         | -                         | -                                                          | Kumamoto    |
| 4,796                      | -                     | -                | -                         | -                         | -                                                          | Oita        |
| -                          | -                     | -                | -                         | -                         | -                                                          | Miyazaki    |
| X                          | X                     | X                | X                         | X                         | X                                                          | Kagoshima   |
| -                          | -                     | -                | -                         | -                         | -                                                          | Okinawa     |

## 生産～つづき (Production～continued)

| 経済<br>局別<br>Group | 都道<br>府県別 | パイプ・継手<br>Plastic pipes and Plastic<br>pipe fittings | 機械器具部品<br>(照明用品を含む。)<br>Plastic products for<br>machine tools and<br>equipment parts | 日用品・雑貨<br>Plastic products for daily<br>necessities and<br>miscellaneous goods | 計<br>Total | 容器 Plastic containers                        |                                       |
|-------------------|-----------|------------------------------------------------------|--------------------------------------------------------------------------------------|--------------------------------------------------------------------------------|------------|----------------------------------------------|---------------------------------------|
|                   |           |                                                      |                                                                                      |                                                                                |            | 中空成形容器<br>Plastic containers<br>blow-molding | その他の容器<br>Plastic containers<br>n.e.s |
| 全 国 計             |           | 736,559                                              | 787,354                                                                              | 350,093                                                                        | 467,513    | 382,537                                      | 84,976                                |
| 北 海 道             |           | 14,555                                               | 176                                                                                  | 299                                                                            | 277        | 71                                           | 206                                   |
| 東 北<br>Tohoku     | 計         | 2,533                                                | 27,441                                                                               | 50,945                                                                         | 5,287      | 1,105                                        | 4,182                                 |
|                   | 青森        | -                                                    | 153                                                                                  | 5,829                                                                          | -          | -                                            | -                                     |
|                   | 岩手        | -                                                    | 3,376                                                                                | -                                                                              | 116        | 34                                           | 82                                    |
|                   | 宮城        | 2,533                                                | 5,715                                                                                | 20,946                                                                         | -          | -                                            | -                                     |
|                   | 秋田        | -                                                    | 739                                                                                  | 3                                                                              | 3,458      | -                                            | 3,458                                 |
|                   | 山形<br>福島  | -                                                    | 3,802                                                                                | 15,199                                                                         | -          | -                                            | -                                     |
|                   |           | -                                                    | 13,656                                                                               | 8,968                                                                          | 1,713      | 1,071                                        | 642                                   |
| 関 東<br>Kanto      | 計         | 327,514                                              | 296,678                                                                              | 84,961                                                                         | 258,336    | 220,515                                      | 37,821                                |
|                   | 茨城        | 12,818                                               | 14,977                                                                               | 7,512                                                                          | 45,386     | 41,854                                       | 3,532                                 |
|                   | 栃木        | 40,257                                               | 28,774                                                                               | 8,179                                                                          | 32,093     | 29,352                                       | 2,741                                 |
|                   | 群馬        | 53,134                                               | 39,185                                                                               | 10,483                                                                         | 6,903      | 2,349                                        | 4,554                                 |
|                   | 埼玉        | 55,845                                               | 18,707                                                                               | 17,873                                                                         | 70,309     | 70,287                                       | 22                                    |
|                   | 千葉        | 38,268                                               | 2,498                                                                                | 9,942                                                                          | 41,828     | 37,801                                       | 4,027                                 |
|                   | 東京        | 24,453                                               | 16,736                                                                               | 2,220                                                                          | 1,362      | -                                            | 1,362                                 |
|                   | 神奈川       | 79,329                                               | 43,254                                                                               | 4,596                                                                          | 37,193     | 33,367                                       | 3,826                                 |
|                   | 新潟        | 560                                                  | 4,712                                                                                | 4,312                                                                          | 3,109      | -                                            | 3,109                                 |
|                   | 山梨        | 5,895                                                | 3,504                                                                                | 5,410                                                                          | 1,618      | 1,618                                        | -                                     |
|                   | 長野<br>静岡  | 11,686                                               | 13,975                                                                               | 6,849                                                                          | 14,943     | 295                                          | 14,648                                |
|                   | 5,269     | 110,356                                              | 7,585                                                                                | 3,592                                                                          | 3,592      | -                                            |                                       |
| 中 部<br>Chubu      | 計         | 90,473                                               | 253,423                                                                              | 75,252                                                                         | 43,338     | 28,867                                       | 14,471                                |
|                   | 富山        | 1                                                    | 16,868                                                                               | 22,049                                                                         | 3,471      | 142                                          | 3,329                                 |
|                   | 石川        | -                                                    | 5,022                                                                                | -                                                                              | 1,813      | 1,813                                        | -                                     |
|                   | 岐阜        | 17,278                                               | 30,874                                                                               | 16,119                                                                         | 19,908     | 8,892                                        | 11,016                                |
|                   | 愛知<br>三重  | 73,194                                               | 176,908                                                                              | 36,502                                                                         | 18,055     | 18,020                                       | 35                                    |
|                   | -         | 23,751                                               | 582                                                                                  | 91                                                                             | -          | 91                                           |                                       |
| 近 畿<br>Kinki      | 計         | 200,622                                              | 139,216                                                                              | 97,829                                                                         | 113,380    | 99,486                                       | 13,894                                |
|                   | 福井        | 17,785                                               | 504                                                                                  | 1,599                                                                          | 696        | 696                                          | -                                     |
|                   | 滋賀        | 99,626                                               | 49,198                                                                               | 21,349                                                                         | 25,287     | 22,950                                       | 2,337                                 |
|                   | 京都        | -                                                    | 7,888                                                                                | 54                                                                             | 6,704      | 6,704                                        | -                                     |
|                   | 大阪        | 79,902                                               | 69,602                                                                               | 14,895                                                                         | 64,005     | 61,498                                       | 2,507                                 |
|                   | 兵庫        | 3,189                                                | 8,554                                                                                | 2,679                                                                          | 8,871      | 5,180                                        | 3,691                                 |
|                   | 奈良<br>和歌山 | -                                                    | 3,014                                                                                | 38,854                                                                         | 6,269      | 910                                          | 5,359                                 |
|                   | 120       | 456                                                  | 18,399                                                                               | 1,548                                                                          | 1,548      | -                                            |                                       |
| 中 国<br>Chugoku    | 計         | 30,218                                               | 47,123                                                                               | 15,459                                                                         | 26,666     | 23,789                                       | 2,877                                 |
|                   | 鳥取        | X                                                    | X                                                                                    | X                                                                              | X          | X                                            | X                                     |
|                   | 島根        | X                                                    | X                                                                                    | X                                                                              | X          | X                                            | X                                     |
|                   | 岡山        | -                                                    | 16,713                                                                               | 6,940                                                                          | 1,651      | -                                            | 1,651                                 |
|                   | 広島<br>山口  | 7,430                                                | 13,847                                                                               | 1,982                                                                          | 23,856     | 23,789                                       | 67                                    |
|                   | 22,788    | 12,139                                               | 6,537                                                                                | 1,159                                                                          | -          | 1,159                                        |                                       |
| 四 国<br>Shikoku    | 計         | 1,596                                                | 6,288                                                                                | 6,238                                                                          | 254        | 254                                          | -                                     |
|                   | 徳島        | X                                                    | X                                                                                    | X                                                                              | X          | X                                            | X                                     |
|                   | 香川        | -                                                    | 2,185                                                                                | 2,248                                                                          | -          | -                                            | -                                     |
|                   | 愛媛<br>高知  | 1,596                                                | 3,817                                                                                | 3,990                                                                          | -          | -                                            | -                                     |
|                   | X         | X                                                    | X                                                                                    | X                                                                              | X          | X                                            |                                       |
| 九 州<br>Kyusyu     | 計         | 67,046                                               | 17,009                                                                               | 19,110                                                                         | 19,975     | 8,450                                        | 11,525                                |
|                   | 福岡        | -                                                    | 7,294                                                                                | 2,738                                                                          | 11,831     | 6,433                                        | 5,398                                 |
|                   | 佐賀        | 17,418                                               | 763                                                                                  | 10,884                                                                         | 2,885      | 1,584                                        | 1,301                                 |
|                   | 長崎        | X                                                    | X                                                                                    | X                                                                              | X          | X                                            | X                                     |
|                   | 熊本        | 2,152                                                | 3,390                                                                                | 1,269                                                                          | 2,012      | 301                                          | 1,711                                 |
|                   | 大分        | -                                                    | 4,498                                                                                | 496                                                                            | 132        | 132                                          | -                                     |
|                   | 宮崎<br>鹿児島 | 47,476                                               | 658                                                                                  | -                                                                              | 766        | -                                            | 766                                   |
|                   | X         | X                                                    | X                                                                                    | X                                                                              | X          | X                                            |                                       |
| 沖 縄               |           | 2,002                                                | -                                                                                    | -                                                                              | -          | -                                            | -                                     |

生産統計（つづき）  
by Prefectures

（単位：t）（Unit:t）

| 計<br>Total | 建材 Plastic material for building(construction) |                        |                  | 発泡製品 Plastic foam products |                           | Prefectures |
|------------|------------------------------------------------|------------------------|------------------|----------------------------|---------------------------|-------------|
|            | 雨どい及び同付属品<br>Rainwater pipe<br>and attachment  | 床材料<br>Floor materials | その他の建材<br>Others | 計<br>Total                 | 板物<br>Plastic foam plates |             |
| 324,681    | 36,386                                         | 150,102                | 138,193          | 378,529                    | 102,076                   | Japan Total |
| 1,932      | -                                              | -                      | 1,932            | 8,581                      | 5,379                     | Hokkaido    |
| 7,840      | -                                              | -                      | 7,840            | 18,322                     | 963                       | Total       |
| -          | -                                              | -                      | -                | 5,286                      | 62                        | Aomori      |
| 6,044      | -                                              | -                      | 6,044            | 3,962                      | 267                       | Iwate       |
| 1,796      | -                                              | -                      | 1,796            | 5,898                      | 72                        | Miyagi      |
| -          | -                                              | -                      | -                | -                          | -                         | Akita       |
| -          | -                                              | -                      | -                | 776                        | 210                       | Yamagata    |
| -          | -                                              | -                      | -                | 2,400                      | 352                       | Fukushima   |
| 199,565    | 15,141                                         | 95,176                 | 89,248           | 164,517                    | 49,466                    | Total       |
| 36,934     | 1                                              | 22,648                 | 14,285           | 51,481                     | 14,283                    | Ibaraki     |
| -          | -                                              | -                      | -                | 56,761                     | 22,492                    | Tochigi     |
| 647        | -                                              | 647                    | -                | 3,734                      | 2,870                     | Gunma       |
| 63,827     | 10,964                                         | 42,407                 | 10,456           | 12,052                     | 278                       | Saitama     |
| 20,707     | 4,176                                          | 7,625                  | 8,906            | 6,323                      | -                         | Chiba       |
| 13,874     | -                                              | 5,420                  | 8,454            | 2,777                      | 780                       | Tokyo       |
| 17,167     | -                                              | 16,429                 | 738              | 24,631                     | 6,830                     | Kanagawa    |
| -          | -                                              | -                      | -                | 489                        | 57                        | Nigata      |
| 4,629      | -                                              | -                      | 4,629            | 1,565                      | 1,565                     | Yamanashi   |
| -          | -                                              | -                      | -                | 2,761                      | 207                       | Nagano      |
| 41,780     | -                                              | -                      | 41,780           | 1,943                      | 104                       | Shizuoka    |
| 8,611      | -                                              | 51                     | 8,560            | 34,713                     | 5,930                     | Total       |
| 5,592      | -                                              | -                      | 5,592            | 765                        | 350                       | Toyama      |
| -          | -                                              | -                      | -                | -                          | -                         | Ishikawa    |
| -          | -                                              | -                      | -                | 9,714                      | -                         | Gifu        |
| 3,019      | -                                              | 51                     | 2,968            | 21,266                     | 5,580                     | Aichi       |
| -          | -                                              | -                      | -                | 2,968                      | -                         | Mie         |
| 85,525     | 19,660                                         | 45,851                 | 20,014           | 123,387                    | 29,985                    | Total       |
| 1,990      | 1,008                                          | -                      | 982              | 6,947                      | 837                       | Fukui       |
| 36,418     | 16,121                                         | 11,186                 | 9,111            | 11,343                     | 5,775                     | Shiga       |
| -          | -                                              | -                      | -                | -                          | -                         | Kyoto       |
| 8,795      | -                                              | -                      | 8,795            | 24,423                     | 7,703                     | Osaka       |
| 34,712     | 2,531                                          | 31,918                 | 263              | 55,126                     | 14,107                    | Hyogo       |
| 3,610      | -                                              | 2,747                  | 863              | 25,548                     | 1,563                     | Nara        |
| -          | -                                              | -                      | -                | -                          | -                         | Wakayama    |
| 9,341      | 87                                             | 9,024                  | 230              | 16,800                     | 9,891                     | Total       |
| X          | X                                              | X                      | X                | X                          | X                         | Tottori     |
| X          | X                                              | X                      | X                | X                          | X                         | Shimane     |
| -          | -                                              | -                      | -                | 8,632                      | 8,632                     | Okayama     |
| 9,341      | 87                                             | 9,024                  | 230              | 4,479                      | 332                       | Hiroshima   |
| -          | -                                              | -                      | -                | 1,667                      | 130                       | Yamaguchi   |
| 10,369     | -                                              | -                      | 10,369           | 2,150                      | -                         | Total       |
| X          | X                                              | X                      | X                | X                          | X                         | Tokushima   |
| 2,131      | -                                              | -                      | 2,131            | -                          | -                         | Kagawa      |
| 76         | -                                              | -                      | 76               | 113                        | -                         | Ehime       |
| X          | X                                              | X                      | X                | X                          | X                         | Kochi       |
| 1,498      | 1,498                                          | -                      | -                | 10,059                     | 462                       | Total       |
| -          | -                                              | -                      | -                | 1,310                      | 353                       | Fukuoka     |
| -          | -                                              | -                      | -                | 6,792                      | -                         | Saga        |
| X          | X                                              | X                      | X                | X                          | X                         | Nagasaki    |
| 1,498      | 1,498                                          | -                      | -                | 1,012                      | -                         | Kumamoto    |
| -          | -                                              | -                      | -                | 310                        | 109                       | Oita        |
| -          | -                                              | -                      | -                | 263                        | -                         | Miyazaki    |
| X          | X                                              | X                      | X                | X                          | X                         | Kagoshima   |
| -          | -                                              | -                      | -                | -                          | -                         | Okinawa     |

## 生産～つづき (Production～continued)

| 経済局別<br>Group  | 都道府県別 | 発泡製品 Plastic foam products |                    | 計<br>Total | 強化製品 Plastic reinforced products   |                                  |                    |
|----------------|-------|----------------------------|--------------------|------------|------------------------------------|----------------------------------|--------------------|
|                |       | 型物<br>Plastic foam mold    | その他の発泡製品<br>Others |            | 板物<br>Plastic reinforced<br>plates | 型物<br>Plastic reinforced<br>mold | その他の強化製品<br>Others |
| 全 国 計          |       | 77,652                     | 198,801            | 78,731     | 8,001                              | 62,209                           | 8,521              |
| 北 海 道          |       | 2,098                      | 1,104              | 625        | -                                  | 445                              | 180                |
|                |       | 15,878                     | 1,481              | 2,514      | 2,015                              | 425                              | 74                 |
| 東 北<br>Tohoku  | 計     | 4,391                      | 833                | 14         | -                                  | -                                | 14                 |
|                | 青森    | 3,695                      | -                  | 485        | -                                  | 425                              | 60                 |
|                | 岩手    | 5,826                      | -                  | -          | -                                  | -                                | -                  |
|                | 宮城    | -                          | -                  | -          | -                                  | -                                | -                  |
|                | 秋田    | 566                        | -                  | -          | -                                  | -                                | -                  |
|                | 山形    | 1,400                      | 648                | 2,015      | 2,015                              | -                                | -                  |
|                | 福島    | -                          | -                  | -          | -                                  | -                                | -                  |
| 関 東<br>Kanto   | 計     | 18,724                     | 96,327             | 26,012     | 1,086                              | 23,681                           | 1,245              |
|                | 茨城    | 5,344                      | 31,854             | 4,880      | -                                  | 4,545                            | 335                |
|                | 栃木    | 6,834                      | 27,435             | 517        | -                                  | 346                              | 171                |
|                | 群馬    | 864                        | -                  | -          | -                                  | -                                | -                  |
|                | 群馬    | 324                        | 11,450             | 5,598      | -                                  | 5,598                            | -                  |
|                | 埼玉    | -                          | 6,323              | 607        | -                                  | 515                              | 92                 |
|                | 千葉    | 1,833                      | 164                | 70         | -                                  | 70                               | -                  |
|                | 東京    | -                          | 17,801             | 6,540      | 523                                | 5,959                            | 58                 |
|                | 神奈川   | 432                        | -                  | 944        | 563                                | -                                | 381                |
|                | 新潟    | -                          | -                  | 1,218      | -                                  | 1,165                            | 53                 |
|                | 山梨    | 1,254                      | 1,300              | -          | -                                  | -                                | -                  |
| 長野             | 1,839 | -                          | 5,638              | -          | 5,483                              | 155                              |                    |
| 静岡             | -     | -                          | -                  | -          | -                                  | -                                |                    |
| 中 部<br>Chubu   | 計     | 16,784                     | 11,999             | 18,771     | 956                                | 16,961                           | 854                |
|                | 富山    | 407                        | 8                  | 1,789      | -                                  | 1,742                            | 47                 |
|                | 石川    | -                          | -                  | 3,655      | -                                  | 3,655                            | -                  |
|                | 石川    | 7,382                      | 2,332              | 3,288      | -                                  | 3,288                            | -                  |
|                | 岐阜    | 7,593                      | 8,093              | 2,921      | 822                                | 1,883                            | 216                |
| 愛知             | 1,402 | 1,566                      | 7,118              | 134        | 6,393                              | 591                              |                    |
| 三重             | -     | -                          | -                  | -          | -                                  | -                                |                    |
| 近 畿<br>Kinki   | 計     | 8,033                      | 85,369             | 20,153     | 3,944                              | 15,808                           | 401                |
|                | 福井    | -                          | 6,110              | 492        | -                                  | 492                              | -                  |
|                | 滋賀    | 1,634                      | 3,934              | 7,280      | 362                                | 6,918                            | -                  |
|                | 京都    | -                          | -                  | 79         | -                                  | -                                | 79                 |
|                | 京都    | 940                        | 15,780             | 1,656      | 942                                | 458                              | 256                |
|                | 大阪    | 5,459                      | 35,560             | 6,227      | 2,640                              | 3,521                            | 66                 |
| 兵庫             | -     | 23,985                     | 4,419              | -          | 4,419                              | -                                |                    |
| 奈良             | -     | -                          | -                  | -          | -                                  | -                                |                    |
| 和歌山            | -     | -                          | -                  | -          | -                                  | -                                |                    |
| 中 国<br>Chugoku | 計     | 5,038                      | 1,871              | 3,673      | -                                  | 2,807                            | 866                |
|                | 鳥取    | X                          | X                  | X          | X                                  | X                                | X                  |
|                | 鳥取    | X                          | X                  | X          | X                                  | X                                | X                  |
|                | 島根    | -                          | -                  | 2,676      | -                                  | 2,318                            | 358                |
|                | 岡山    | 2,276                      | 1,871              | 926        | -                                  | 489                              | 437                |
| 広島             | 1,537 | -                          | 71                 | -          | -                                  | 71                               |                    |
| 山口             | -     | -                          | -                  | -          | -                                  | -                                |                    |
| 四 国<br>Shikoku | 計     | 2,150                      | -                  | 3,385      | -                                  | 1,753                            | 1,632              |
|                | 徳島    | X                          | X                  | X          | X                                  | X                                | X                  |
|                | 徳島    | -                          | -                  | -          | -                                  | -                                | -                  |
|                | 香川    | 113                        | -                  | 3,385      | -                                  | 1,753                            | 1,632              |
| 愛媛             | X     | X                          | X                  | X          | X                                  | X                                |                    |
| 高知             | -     | -                          | -                  | -          | -                                  | -                                |                    |
| 九 州<br>Kyusyu  | 計     | 8,947                      | 650                | 3,584      | -                                  | 315                              | 3,269              |
|                | 福岡    | 920                        | 37                 | -          | -                                  | -                                | -                  |
|                | 福岡    | 6,792                      | -                  | 40         | -                                  | 40                               | -                  |
|                | 佐賀    | X                          | X                  | X          | X                                  | X                                | X                  |
|                | 長崎    | 492                        | 520                | 2,844      | -                                  | 275                              | 2,569              |
|                | 熊本    | 108                        | 93                 | 700        | -                                  | -                                | 700                |
|                | 大分    | 263                        | -                  | -          | -                                  | -                                | -                  |
| 宮崎             | X     | X                          | X                  | X          | X                                  | X                                |                    |
| 鹿児島            | -     | -                          | -                  | -          | -                                  | -                                |                    |
| 沖 縄            |       |                            | 14                 |            | 14                                 |                                  |                    |

生産統計（つづき）  
by Prefectures

(単位: t) (Unit: t)

| 計<br>Total | その他 Other plastic products                                                 |              |               | (特掲) 浴槽<br>(個)<br>(inserted specially)<br>Bathtub. | (特掲) 浄化槽<br>(個)<br>(inserted specially)<br>Septic tank. | Prefectures |
|------------|----------------------------------------------------------------------------|--------------|---------------|----------------------------------------------------|---------------------------------------------------------|-------------|
|            | 異形押出製品<br>(建材を除く.)<br>Deformed extruding products<br>(except for building) | ホース<br>Hoses | その他<br>Others |                                                    |                                                         |             |
| 398,759    | 34,382                                                                     | 51,519       | 312,858       | 728,513                                            | 77,372                                                  | Japan Total |
| -          | -                                                                          | -            | -             | -                                                  | -                                                       | Hokkaido    |
| 1,725      | -                                                                          | 1,362        | 363           | -                                                  | -                                                       | Total       |
| 42         | -                                                                          | -            | 42            | -                                                  | -                                                       | Aomori      |
| 321        | -                                                                          | -            | 321           | -                                                  | -                                                       | Iwate       |
| 1,362      | -                                                                          | 1,362        | -             | -                                                  | -                                                       | Miyagi      |
| -          | -                                                                          | -            | -             | -                                                  | -                                                       | Akita       |
| -          | -                                                                          | -            | -             | -                                                  | -                                                       | Yamagata    |
| -          | -                                                                          | -            | -             | -                                                  | -                                                       | Fukushima   |
| 150,196    | 5,713                                                                      | 14,691       | 129,792       | 165,778                                            | 40,690                                                  | Total       |
| 4,264      | -                                                                          | -            | 4,264         | 93,510                                             | 19,631                                                  | Ibaraki     |
| 24,637     | -                                                                          | 2,611        | 22,026        | -                                                  | -                                                       | Tochigi     |
| 3,079      | 670                                                                        | -            | 2,409         | -                                                  | -                                                       | Gunma       |
| 34,626     | 1,425                                                                      | 801          | 32,400        | 7,840                                              | 18,760                                                  | Saitama     |
| 9,897      | -                                                                          | -            | 9,897         | -                                                  | -                                                       | Chiba       |
| 327        | -                                                                          | 262          | 65            | -                                                  | -                                                       | Tokyo       |
| 19,528     | 625                                                                        | -            | 18,903        | -                                                  | -                                                       | Kanagawa    |
| 7,829      | -                                                                          | -            | 7,829         | -                                                  | -                                                       | Nigata      |
| 3,246      | -                                                                          | -            | 3,246         | -                                                  | 2,299                                                   | Yamanashi   |
| 29,343     | 651                                                                        | 11,017       | 17,675        | -                                                  | -                                                       | Nagano      |
| 13,420     | 2,342                                                                      | -            | 11,078        | 64,428                                             | -                                                       | Shizuoka    |
| 83,333     | 2,957                                                                      | 22,158       | 58,218        | 270,160                                            | 13,154                                                  | Total       |
| 14,930     | 1,078                                                                      | 12,470       | 1,382         | 55,075                                             | -                                                       | Toyama      |
| 20,924     | -                                                                          | 262          | 20,662        | -                                                  | 13,154                                                  | Ishikawa    |
| 23,573     | -                                                                          | 3,183        | 20,390        | -                                                  | -                                                       | Gifu        |
| 16,258     | 1,879                                                                      | 3,194        | 11,185        | 48,922                                             | -                                                       | Aichi       |
| 7,648      | -                                                                          | 3,049        | 4,599         | 166,163                                            | -                                                       | Mie         |
| 87,161     | 25,576                                                                     | 10,742       | 50,843        | 279,613                                            | 17,387                                                  | Total       |
| 19,857     | 19,844                                                                     | -            | 13            | -                                                  | -                                                       | Fukui       |
| 21,886     | 752                                                                        | -            | 21,134        | 116,569                                            | 17,387                                                  | Shiga       |
| 1,085      | 291                                                                        | 794          | -             | -                                                  | -                                                       | Kyoto       |
| 35,711     | 2,005                                                                      | 9,948        | 23,758        | -                                                  | -                                                       | Osaka       |
| 3,688      | 2,603                                                                      | -            | 1,085         | 76,565                                             | -                                                       | Hyogo       |
| 4,918      | 81                                                                         | -            | 4,837         | 86,479                                             | -                                                       | Nara        |
| 16         | -                                                                          | -            | 16            | -                                                  | -                                                       | Wakayama    |
| 63,789     | 34                                                                         | 1,397        | 62,358        | 12,255                                             | -                                                       | Total       |
| X          | X                                                                          | X            | X             | X                                                  | X                                                       | Tottori     |
| X          | X                                                                          | X            | X             | X                                                  | X                                                       | Shimane     |
| 53,597     | -                                                                          | 1,397        | 52,200        | -                                                  | -                                                       | Okayama     |
| 2,951      | 34                                                                         | -            | 2,917         | 12,255                                             | -                                                       | Hiroshima   |
| 7,241      | -                                                                          | -            | 7,241         | -                                                  | -                                                       | Yamaguchi   |
| 3,572      | -                                                                          | 1,169        | 2,403         | -                                                  | 5,944                                                   | Total       |
| X          | X                                                                          | X            | X             | X                                                  | X                                                       | Tokushima   |
| 229        | -                                                                          | -            | 229           | -                                                  | -                                                       | Kagawa      |
| 540        | -                                                                          | -            | 540           | -                                                  | 5,944                                                   | Ehime       |
| X          | X                                                                          | X            | X             | X                                                  | X                                                       | Kochi       |
| 8,983      | 102                                                                        | -            | 8,881         | 707                                                | -                                                       | Total       |
| 3,575      | -                                                                          | -            | 3,575         | -                                                  | -                                                       | Fukuoka     |
| -          | -                                                                          | -            | -             | -                                                  | -                                                       | Saga        |
| X          | X                                                                          | X            | X             | X                                                  | X                                                       | Nagasaki    |
| 3,631      | 102                                                                        | -            | 3,529         | 707                                                | -                                                       | Kumamoto    |
| -          | -                                                                          | -            | -             | -                                                  | -                                                       | Oita        |
| 992        | -                                                                          | -            | 992           | -                                                  | -                                                       | Miyazaki    |
| X          | X                                                                          | X            | X             | X                                                  | X                                                       | Kagoshima   |
| -          | -                                                                          | -            | -             | -                                                  | 197                                                     | Okinawa     |

## 販売 (Sales)

| 経済<br>局別<br>Group | 都道<br>府県別 | 合 計<br>Sales Total |           | 計<br>Total |         | 計<br>Total |         | 農業用<br>for agriculture |        |
|-------------------|-----------|--------------------|-----------|------------|---------|------------|---------|------------------------|--------|
|                   |           | 数量                 | 金額        | 数量         | 金額      | 数量         | 金額      | 数量                     | 金額     |
|                   |           | Quantity           | Value     | Quantity   | Value   | Quantity   | Value   | Quantity               | Value  |
| 全 国 計             |           | 6,309,692          | 4,067,753 | 2,072,670  | 803,288 | 1,637,308  | 620,064 | 119,053                | 39,702 |
| 北 海 道             |           | 57,518             | 20,779    | 30,029     | 9,736   | 29,588     | 9,606   | -                      | -      |
| 東 北<br>Tohoku     | 計         | 148,264            | 125,297   | 30,817     | 9,057   | 30,113     | 8,885   | -                      | -      |
|                   | 青森        | 12,058             | 7,027     | 660        | 262     | 660        | 262     | -                      | -      |
|                   | 岩手        | 15,193             | 18,135    | -          | -       | -          | -       | -                      | -      |
|                   | 宮城        | 56,596             | 51,336    | 15,805     | 4,407   | 15,805     | 4,407   | -                      | -      |
|                   | 秋田        | 4,777              | 4,001     | 704        | 172     | -          | -       | -                      | -      |
|                   | 山形        | 20,466             | 19,094    | -          | -       | -          | -       | -                      | -      |
|                   | 福島        | 39,174             | 25,704    | 13,648     | 4,216   | 13,648     | 4,216   | -                      | -      |
| 関 東<br>Kanto      | 計         | 2,582,423          | 1,590,864 | 764,621    | 285,166 | 612,414    | 229,505 | 65,155                 | 22,840 |
|                   | 茨城        | 490,458            | 264,678   | 191,411    | 73,692  | 177,476    | 68,281  | 37,624                 | 14,184 |
|                   | 栃木        | 267,239            | 209,573   | 49,390     | 23,139  | 27,098     | 7,534   | 2,682                  | 975    |
|                   | 群馬        | 202,751            | 97,506    | 29,797     | 10,969  | 29,797     | 10,969  | -                      | -      |
|                   | 埼玉        | 461,867            | 236,086   | 162,899    | 51,504  | 107,468    | 40,895  | 6,288                  | 2,277  |
|                   | 千葉        | 234,636            | 118,083   | 72,890     | 36,634  | 64,130     | 33,391  | -                      | -      |
|                   | 東京        | 81,333             | 61,549    | 13,486     | 4,263   | 13,310     | 4,207   | -                      | -      |
|                   | 神奈川       | 295,911            | 215,488   | 53,829     | 26,719  | 51,397     | 24,717  | 205                    | 97     |
|                   | 新潟        | 52,792             | 28,686    | 30,042     | 9,697   | 22,369     | 5,534   | 6,372                  | 1,688  |
|                   | 山梨        | 49,244             | 33,106    | 18,493     | 2,497   | 38         | 104     | -                      | -      |
|                   | 長野        | 101,971            | 59,316    | 26,944     | 4,767   | 26,944     | 4,767   | -                      | -      |
| 静岡                | 344,221   | 266,793            | 115,440   | 41,284     | 92,387  | 29,106     | 11,984  | 3,619                  |        |
| 中 部<br>Chubu      | 計         | 1,124,480          | 1,007,246 | 413,924    | 174,759 | 287,360    | 124,144 | 12,456                 | 4,437  |
|                   | 富山        | 82,046             | 85,048    | 11,187     | 3,731   | 9,413      | 3,478   | -                      | -      |
|                   | 石川        | 38,173             | 35,950    | -          | -       | -          | -       | -                      | -      |
|                   | 岐阜        | 223,712            | 184,487   | 91,774     | 64,452  | 75,380     | 55,518  | -                      | -      |
|                   | 愛知        | 680,628            | 605,596   | 250,007    | 88,268  | 178,565    | 55,825  | 12,451                 | 4,435  |
|                   | 三重        | 99,921             | 96,166    | 60,956     | 18,309  | 24,002     | 9,323   | 5                      | 1      |
| 近 畿<br>Kinki      | 計         | 1,502,534          | 826,745   | 399,969    | 162,456 | 308,930    | 126,394 | 18,188                 | 6,445  |
|                   | 福井        | 66,705             | 45,187    | 8,624      | 1,788   | 8,624      | 1,788   | -                      | -      |
|                   | 滋賀        | 590,520            | 300,722   | 237,884    | 90,084  | 155,280    | 57,383  | 18,188                 | 6,445  |
|                   | 京都        | 69,536             | 37,336    | 44,143     | 22,420  | 44,143     | 22,420  | -                      | -      |
|                   | 大阪        | 398,621            | 229,683   | 57,265     | 23,731  | 50,195     | 20,934  | -                      | -      |
|                   | 兵庫        | 247,192            | 129,414   | 39,189     | 18,888  | 37,824     | 18,325  | -                      | -      |
|                   | 奈良        | 107,058            | 71,719    | 12,864     | 5,544   | 12,864     | 5,544   | -                      | -      |
| 和歌山               | 22,902    | 12,685             | -         | -          | -       | -          | -       | -                      |        |
| 中 国<br>Chugoku    | 計         | 411,072            | 258,397   | 169,579    | 73,559  | 112,898    | 34,992  | 3,899                  | 970    |
|                   | 鳥取        | X                  | X         | X          | X       | X          | X       | X                      | X      |
|                   | 島根        | X                  | X         | X          | X       | X          | X       | X                      | X      |
|                   | 岡山        | 166,843            | 82,983    | 58,666     | 21,034  | 33,539     | 8,367   | 311                    | 69     |
|                   | 広島        | 133,002            | 109,012   | 69,378     | 38,765  | 37,824     | 12,865  | 1,652                  | 370    |
| 山口                | 100,171   | 55,264             | 41,535    | 13,759     | 41,535  | 13,759     | 1,936   | 530                    |        |
| 四 国<br>Shikoku    | 計         | 184,500            | 83,774    | 148,428    | 54,297  | 147,322    | 53,547  | 1,669                  | 622    |
|                   | 徳島        | X                  | X         | X          | X       | X          | X       | X                      | X      |
|                   | 香川        | 76,157             | 28,156    | 68,604     | 23,569  | 68,604     | 23,569  | 788                    | 315    |
|                   | 愛媛        | 89,902             | 41,979    | 78,718     | 29,978  | 78,718     | 29,978  | 881                    | 307    |
|                   | 高知        | X                  | X         | X          | X       | X          | X       | X                      | X      |
| 九 州<br>Kyusyu     | 計         | 294,193            | 153,200   | 112,731    | 33,229  | 106,111    | 31,962  | 17,686                 | 4,389  |
|                   | 福岡        | 65,448             | 44,303    | 36,719     | 10,945  | 35,329     | 10,528  | 1,070                  | 268    |
|                   | 佐賀        | 63,877             | 22,742    | -          | -       | -          | -       | -                      | -      |
|                   | 長崎        | X                  | X         | X          | X       | X          | X       | X                      | X      |
|                   | 熊本        | 57,000             | 25,941    | 34,950     | 11,552  | 34,521     | 11,509  | 14,720                 | 3,713  |
|                   | 大分        | 35,848             | 26,668    | 26,137     | 6,735   | 21,336     | 5,928   | -                      | -      |
|                   | 宮崎        | 57,588             | 26,225    | 8,054      | 2,242   | 8,054      | 2,242   | -                      | -      |
| 鹿児島               | X         | X                  | X         | X          | X       | X          | X       | X                      |        |
| 沖 縄               |           | 4,708              | 1,451     | 2,572      | 1,029   | 2,572      | 1,029   | -                      | -      |







販売統計（つづき）  
by Prefectures

(単位：t・百万円) (Unit: t・Million of Yen)

| 合成皮革<br>Plastic synthetic<br>leathers(supported sheets) |             | パイプ・継手<br>Plastic pipes and Plastic<br>pipe fittings |             | 機械器具部品<br>(照明用品を含む。)<br>Plastic products for machine tools<br>and equipment parts |             | 日用品・雑貨<br>Plastic products for daily<br>necessities and miscellaneous<br>goods |             | Prefectures |
|---------------------------------------------------------|-------------|------------------------------------------------------|-------------|-----------------------------------------------------------------------------------|-------------|--------------------------------------------------------------------------------|-------------|-------------|
| 数量<br>Quantity                                          | 金額<br>Value | 数量<br>Quantity                                       | 金額<br>Value | 数量<br>Quantity                                                                    | 金額<br>Value | 数量<br>Quantity                                                                 | 金額<br>Value |             |
| 72,000                                                  | 82,270      | 740,187                                              | 214,686     | 865,748                                                                           | 1,315,749   | 395,809                                                                        | 311,492     | Japan Total |
| -                                                       | -           | 14,624                                               | 3,289       | 148                                                                               | 896         | 395                                                                            | 756         | Hokkaido    |
| 2,424                                                   | 939         | 2,606                                                | 1,890       | 24,565                                                                            | 44,516      | 49,962                                                                         | 40,378      | Total       |
| -                                                       | -           | -                                                    | -           | 481                                                                               | 2,530       | 5,492                                                                          | 1,227       | Aomori      |
| -                                                       | -           | -                                                    | -           | 3,294                                                                             | 6,537       | -                                                                              | -           | Iwate       |
| 2,424                                                   | 939         | 2,606                                                | 1,890       | 6,243                                                                             | 8,035       | 19,262                                                                         | 27,841      | Miyagi      |
| -                                                       | -           | -                                                    | -           | 814                                                                               | 2,403       | 3                                                                              | 3           | Akita       |
| -                                                       | -           | -                                                    | -           | 4,490                                                                             | 11,509      | 15,195                                                                         | 7,139       | Yamagata    |
| -                                                       | -           | -                                                    | -           | 9,243                                                                             | 13,502      | 10,010                                                                         | 4,168       | Fukushima   |
| 36,794                                                  | 31,488      | 319,442                                              | 100,171     | 296,597                                                                           | 450,148     | 88,922                                                                         | 76,343      | Total       |
| 6,210                                                   | 3,868       | 12,729                                               | 3,704       | 19,842                                                                            | 18,910      | 9,197                                                                          | 5,808       | Ibaraki     |
| 4,419                                                   | 5,532       | 35,816                                               | 7,525       | 31,747                                                                            | 59,761      | 7,827                                                                          | 13,296      | Tochigi     |
| -                                                       | -           | 68,588                                               | 20,553      | 36,188                                                                            | 44,913      | 10,608                                                                         | 4,626       | Gunma       |
| 3,943                                                   | 2,902       | 39,624                                               | 18,747      | 21,445                                                                            | 33,263      | 21,001                                                                         | 13,953      | Saitama     |
| -                                                       | -           | 38,562                                               | 11,139      | 2,787                                                                             | 3,963       | 13,888                                                                         | 14,564      | Chiba       |
| -                                                       | -           | 24,221                                               | 5,375       | 16,976                                                                            | 33,547      | 2,146                                                                          | 2,127       | Tokyo       |
| -                                                       | -           | 76,326                                               | 17,832      | 42,697                                                                            | 94,526      | 4,625                                                                          | 6,142       | Kanagawa    |
| -                                                       | -           | 561                                                  | 598         | 4,828                                                                             | 9,406       | 4,895                                                                          | 3,670       | Nigata      |
| 3,581                                                   | 2,412       | 5,881                                                | 2,988       | 2,895                                                                             | 5,465       | 5,438                                                                          | 3,137       | Yamanashi   |
| -                                                       | -           | 12,207                                               | 5,411       | 14,441                                                                            | 26,781      | 3,265                                                                          | 4,801       | Nagano      |
| 18,641                                                  | 16,775      | 4,927                                                | 6,300       | 102,751                                                                           | 119,612     | 6,032                                                                          | 4,220       | Shizuoka    |
| 9,742                                                   | 15,924      | 93,502                                               | 21,265      | 311,140                                                                           | 557,794     | 85,731                                                                         | 61,530      | Total       |
| -                                                       | -           | 2                                                    | 4           | 17,818                                                                            | 40,167      | 24,876                                                                         | 18,992      | Toyama      |
| 3,625                                                   | 9,671       | -                                                    | -           | 4,823                                                                             | 7,227       | -                                                                              | -           | Ishikawa    |
| -                                                       | -           | 21,353                                               | 8,549       | 35,187                                                                            | 57,996      | 18,998                                                                         | 16,260      | Gifu        |
| 6,117                                                   | 6,252       | 72,147                                               | 12,711      | 233,270                                                                           | 413,926     | 41,145                                                                         | 25,052      | Aichi       |
| -                                                       | -           | -                                                    | -           | 20,042                                                                            | 38,479      | 712                                                                            | 1,226       | Mie         |
| 4,394                                                   | 6,352       | 213,117                                              | 50,809      | 149,248                                                                           | 146,410     | 109,797                                                                        | 89,860      | Total       |
| -                                                       | -           | 18,066                                               | 4,856       | 468                                                                               | 374         | 1,831                                                                          | 4,977       | Fukui       |
| -                                                       | -           | 109,564                                              | 24,315      | 52,165                                                                            | 57,451      | 22,896                                                                         | 14,432      | Shiga       |
| 333                                                     | 1,651       | -                                                    | -           | 7,882                                                                             | 6,292       | 356                                                                            | 580         | Kyoto       |
| 2,982                                                   | 3,526       | 80,582                                               | 20,103      | 72,925                                                                            | 62,984      | 19,485                                                                         | 22,757      | Osaka       |
| -                                                       | -           | 4,785                                                | 1,355       | 11,226                                                                            | 15,414      | 3,076                                                                          | 3,390       | Hyogo       |
| 1,079                                                   | 1,176       | -                                                    | -           | 4,162                                                                             | 3,306       | 41,306                                                                         | 34,653      | Nara        |
| -                                                       | -           | 120                                                  | 180         | 420                                                                               | 589         | 20,847                                                                         | 9,071       | Wakayama    |
| 14,572                                                  | 22,462      | 27,667                                               | 11,855      | 60,174                                                                            | 72,725      | 16,125                                                                         | 26,074      | Total       |
| X                                                       | X           | X                                                    | X           | X                                                                                 | X           | X                                                                              | X           | Tottori     |
| X                                                       | X           | X                                                    | X           | X                                                                                 | X           | X                                                                              | X           | Shimane     |
| 6,186                                                   | 10,761      | -                                                    | -           | 19,492                                                                            | 23,263      | 7,461                                                                          | 3,217       | Okayama     |
| 1,600                                                   | 683         | 1,892                                                | 2,010       | 22,409                                                                            | 27,039      | 1,985                                                                          | 19,280      | Hiroshima   |
| 2,391                                                   | 6,017       | 25,775                                               | 9,844       | 13,731                                                                            | 17,435      | 6,679                                                                          | 3,577       | Yamaguchi   |
| 4,074                                                   | 5,105       | -                                                    | -           | 6,320                                                                             | 8,805       | 3,843                                                                          | 2,265       | Total       |
| X                                                       | X           | X                                                    | X           | X                                                                                 | X           | X                                                                              | X           | Tokushima   |
| -                                                       | -           | -                                                    | -           | 2,215                                                                             | 1,470       | 2,247                                                                          | 1,883       | Kagawa      |
| 371                                                     | 2,246       | -                                                    | -           | 3,803                                                                             | 6,834       | 1,596                                                                          | 382         | Ehime       |
| X                                                       | X           | X                                                    | X           | X                                                                                 | X           | X                                                                              | X           | Kochi       |
| -                                                       | -           | 67,107                                               | 25,004      | 17,556                                                                            | 34,453      | 41,034                                                                         | 14,287      | Total       |
| -                                                       | -           | -                                                    | -           | 7,847                                                                             | 12,794      | 3,571                                                                          | 2,438       | Fukuoka     |
| -                                                       | -           | 17,418                                               | 2,800       | 763                                                                               | 1,054       | 28,376                                                                         | 7,554       | Saga        |
| X                                                       | X           | X                                                    | X           | X                                                                                 | X           | X                                                                              | X           | Nagasaki    |
| -                                                       | -           | 2,760                                                | 672         | 3,401                                                                             | 5,209       | 1,270                                                                          | 926         | Kumamoto    |
| -                                                       | -           | -                                                    | -           | 4,497                                                                             | 14,353      | 4,067                                                                          | 2,845       | Oita        |
| -                                                       | -           | 46,929                                               | 21,532      | 658                                                                               | 772         | -                                                                              | -           | Miyazaki    |
| X                                                       | X           | X                                                    | X           | X                                                                                 | X           | X                                                                              | X           | Kagoshima   |
| -                                                       | -           | 2,122                                                | 403         | -                                                                                 | -           | -                                                                              | -           | Okinawa     |

## 販売〜つづき (Sales~continued)

| 経済<br>局別<br>Group | 都道<br>府県別 | 容器 Plastic containers |                |                                           |             |                                    |             |
|-------------------|-----------|-----------------------|----------------|-------------------------------------------|-------------|------------------------------------|-------------|
|                   |           | 計<br>Total            |                | 中空成形容器<br>Plastic containers blow-molding |             | その他の容器<br>Plastic containers n.e.s |             |
|                   |           | 数量<br>Quantity        | 金額<br>Value    | 数量<br>Quantity                            | 金額<br>Value | 数量<br>Quantity                     | 金額<br>Value |
| 全 国 計             |           | 479,261               | 323,006        | 379,510                                   | 254,863     | 99,751                             | 68,143      |
| 北 海 道             |           | 277                   | 119            | 71                                        | 25          | 206                                | 94          |
| 東 北<br>Tohoku     | 計         | 5,061                 | 2,252          | 1,101                                     | 284         | 3,960                              | 1,968       |
|                   | 青森        | -                     | -              | -                                         | -           | -                                  | -           |
|                   | 岩手        | 89                    | 32             | 30                                        | 7           | 59                                 | 25          |
|                   | 宮城        | -                     | -              | -                                         | -           | -                                  | -           |
|                   | 秋田        | 3,256                 | 1,423          | -                                         | -           | 3,256                              | 1,423       |
|                   | 山形<br>福島  | -<br>1,716            | -<br>797       | -<br>1,071                                | -<br>277    | -<br>645                           | -<br>519    |
| 関 東<br>Kanto      | 計         | 264,082               | 168,828        | 223,061                                   | 144,413     | 41,021                             | 24,415      |
|                   | 茨城        | 46,291                | 29,202         | 41,416                                    | 24,224      | 4,875                              | 4,977       |
|                   | 栃木        | 32,031                | 26,336         | 29,283                                    | 24,310      | 2,748                              | 2,026       |
|                   | 群馬        | 9,544                 | 5,449          | 2,517                                     | 1,323       | 7,027                              | 4,126       |
|                   | 埼玉        | 74,463                | 44,620         | 74,428                                    | 44,442      | 35                                 | 178         |
|                   | 千葉        | 40,145                | 28,459         | 36,470                                    | 24,782      | 3,675                              | 3,677       |
|                   | 東京        | 1,364                 | 2,366          | -                                         | -           | 1,364                              | 2,366       |
|                   | 神奈川       | 37,206                | 22,993         | 33,417                                    | 21,066      | 3,789                              | 1,926       |
|                   | 新潟        | 3,235                 | 2,145          | -                                         | -           | 3,235                              | 2,145       |
|                   | 山梨        | 1,620                 | 488            | 1,620                                     | 488         | -                                  | -           |
|                   | 長野<br>静岡  | 14,568<br>3,615       | 3,066<br>3,704 | 295<br>3,615                              | 72<br>3,704 | 14,273                             | 2,993<br>-  |
| 中 部<br>Chubu      | 計         | 43,188                | 33,370         | 24,729                                    | 18,824      | 18,459                             | 14,547      |
|                   | 富山        | 3,034                 | 4,004          | 145                                       | 302         | 2,889                              | 3,702       |
|                   | 石川        | 4,029                 | 5,393          | 4,029                                     | 5,393       | -                                  | -           |
|                   | 岐阜        | 22,417                | 12,279         | 9,565                                     | 5,132       | 12,852                             | 7,147       |
|                   | 愛知        | 13,565                | 11,572         | 10,990                                    | 7,997       | 2,575                              | 3,575       |
|                   | 三重        | 143                   | 123            | -                                         | -           | 143                                | 123         |
| 近 畿<br>Kinki      | 計         | 121,088               | 85,492         | 99,444                                    | 71,006      | 21,644                             | 14,486      |
|                   | 福井        | 720                   | 348            | 720                                       | 348         | -                                  | -           |
|                   | 滋賀        | 32,276                | 16,007         | 22,397                                    | 14,861      | 9,879                              | 1,146       |
|                   | 京都        | 6,812                 | 3,301          | 6,812                                     | 3,301       | -                                  | -           |
|                   | 大阪        | 63,962                | 53,512         | 61,480                                    | 43,238      | 2,482                              | 10,273      |
|                   | 兵庫        | 9,168                 | 5,947          | 5,482                                     | 4,254       | 3,686                              | 1,693       |
|                   | 奈良        | 6,651                 | 3,622          | 1,054                                     | 2,249       | 5,597                              | 1,373       |
|                   | 和歌山       | 1,499                 | 2,756          | 1,499                                     | 2,756       | -                                  | -           |
| 中 国<br>Chugoku    | 計         | 18,016                | 11,189         | 15,172                                    | 9,315       | 2,844                              | 1,875       |
|                   | 鳥取        | X                     | X              | X                                         | X           | X                                  | X           |
|                   | 島根        | X                     | X              | X                                         | X           | X                                  | X           |
|                   | 岡山        | 1,724                 | 1,593          | -                                         | -           | 1,724                              | 1,593       |
|                   | 広島        | 15,239                | 9,381          | 15,172                                    | 9,315       | 67                                 | 66          |
|                   | 山口        | 1,053                 | 216            | -                                         | -           | 1,053                              | 216         |
| 四 国<br>Shikoku    | 計         | 262                   | 217            | 262                                       | 217         | -                                  | -           |
|                   | 徳島        | X                     | X              | X                                         | X           | X                                  | X           |
|                   | 香川        | -                     | -              | -                                         | -           | -                                  | -           |
|                   | 愛媛        | -                     | -              | -                                         | -           | -                                  | -           |
|                   | 高知        | X                     | X              | X                                         | X           | X                                  | X           |
| 九 州<br>Kyusyu     | 計         | 27,287                | 21,538         | 15,670                                    | 10,779      | 11,617                             | 10,759      |
|                   | 福岡        | 11,344                | 10,739         | 6,245                                     | 4,872       | 5,099                              | 5,867       |
|                   | 佐賀        | 10,668                | 6,559          | 8,994                                     | 5,507       | 1,674                              | 1,052       |
|                   | 長崎        | X                     | X              | X                                         | X           | X                                  | X           |
|                   | 熊本        | 2,008                 | 1,867          | 298                                       | 303         | 1,710                              | 1,564       |
|                   | 大分        | 133                   | 96             | 133                                       | 96          | -                                  | -           |
|                   | 宮崎        | 848                   | 186            | -                                         | -           | 848                                | 186         |
|                   | 鹿児島       | X                     | X              | X                                         | X           | X                                  | X           |
| 沖 縄               | -         | -                     | -              | -                                         | -           | -                                  |             |





販売統計（つづき）  
by Prefectures

（単位：t・百万円）（Unit:t・Million of Yen）

| 計<br>Total     |             | 強化製品 Plastic reinforced products |             |                               |             |                    |             | Prefectures |
|----------------|-------------|----------------------------------|-------------|-------------------------------|-------------|--------------------|-------------|-------------|
|                |             | 板物<br>Plastic reinforced plates  |             | 型物<br>Plastic reinforced mold |             | その他の強化製品<br>Others |             |             |
| 数量<br>Quantity | 金額<br>Value | 数量<br>Quantity                   | 金額<br>Value | 数量<br>Quantity                | 金額<br>Value | 数量<br>Quantity     | 金額<br>Value |             |
| 86,294         | 107,565     | 8,145                            | 7,705       | 70,533                        | 84,339      | 7,616              | 15,521      | Japan Total |
| 727            | 1,182       | -                                | -           | 547                           | 616         | 180                | 566         | Hokkaido    |
| 2,538          | 5,944       | 2,011                            | 1,710       | 429                           | 4,076       | 98                 | 158         | Total       |
| 14             | 74          | -                                | -           | -                             | -           | 14                 | 74          | Aomori      |
| 513            | 4,160       | -                                | -           | 429                           | 4,076       | 84                 | 84          | Iwate       |
| -              | -           | -                                | -           | -                             | -           | -                  | -           | Miyagi      |
| -              | -           | -                                | -           | -                             | -           | -                  | -           | Akita       |
| -              | -           | -                                | -           | -                             | -           | -                  | -           | Yamagata    |
| 2,011          | 1,710       | 2,011                            | 1,710       | -                             | -           | -                  | -           | Fukushima   |
| 27,971         | 32,313      | 1,095                            | 959         | 24,588                        | 25,908      | 2,288              | 5,447       | Total       |
| 5,793          | 9,513       | -                                | -           | 5,454                         | 6,077       | 339                | 3,436       | Ibaraki     |
| 517            | 183         | -                                | -           | 346                           | 51          | 171                | 132         | Tochigi     |
| -              | -           | -                                | -           | -                             | -           | -                  | -           | Gunma       |
| 5,260          | 4,602       | -                                | -           | 5,260                         | 4,602       | -                  | -           | Saitama     |
| 848            | 668         | -                                | -           | 551                           | 442         | 297                | 226         | Chiba       |
| 70             | 70          | -                                | -           | 70                            | 70          | -                  | -           | Tokyo       |
| 6,366          | 6,574       | 534                              | 202         | 5,762                         | 5,951       | 70                 | 422         | Kanagawa    |
| 1,768          | 1,301       | 561                              | 757         | -                             | -           | 1,207              | 544         | Nigata      |
| 1,235          | 1,184       | -                                | -           | 1,182                         | 974         | 53                 | 210         | Yamanashi   |
| -              | -           | -                                | -           | -                             | -           | -                  | -           | Nagano      |
| 6,114          | 8,218       | -                                | -           | 5,963                         | 7,741       | 151                | 476         | Shizuoka    |
| 19,172         | 22,380      | 959                              | 866         | 17,289                        | 20,509      | 924                | 1,005       | Total       |
| 1,688          | 3,520       | -                                | -           | 1,688                         | 3,520       | -                  | -           | Toyama      |
| 4,064          | 5,133       | -                                | -           | 4,064                         | 5,133       | -                  | -           | Ishikawa    |
| 3,147          | 3,163       | -                                | -           | 3,147                         | 3,163       | -                  | -           | Gifu        |
| 2,936          | 3,448       | 825                              | 683         | 1,883                         | 2,390       | 228                | 376         | Aichi       |
| 7,337          | 7,116       | 134                              | 183         | 6,507                         | 6,303       | 696                | 629         | Mie         |
| 29,053         | 36,042      | 4,080                            | 4,171       | 24,485                        | 29,822      | 488                | 2,050       | Total       |
| 508            | 456         | -                                | -           | 508                           | 456         | -                  | -           | Fukui       |
| 10,241         | 15,088      | 381                              | 1,204       | 9,860                         | 13,884      | -                  | -           | Shiga       |
| 83             | 77          | -                                | -           | -                             | -           | 83                 | 77          | Kyoto       |
| 1,702          | 1,732       | 963                              | 482         | 483                           | 185         | 256                | 1,064       | Osaka       |
| 6,518          | 9,111       | 2,736                            | 2,484       | 3,633                         | 5,719       | 149                | 908         | Hyogo       |
| 10,001         | 9,577       | -                                | -           | 10,001                        | 9,577       | -                  | -           | Nara        |
| -              | -           | -                                | -           | -                             | -           | -                  | -           | Wakayama    |
| 3,820          | 5,213       | -                                | -           | 2,866                         | 3,036       | 954                | 2,177       | Total       |
| X              | X           | X                                | X           | X                             | X           | X                  | X           | Tottori     |
| X              | X           | X                                | X           | X                             | X           | X                  | X           | Shimane     |
| 2,782          | 2,500       | -                                | -           | 2,395                         | 1,983       | 387                | 517         | Okayama     |
| 929            | 2,413       | -                                | -           | 471                           | 1,053       | 458                | 1,360       | Hiroshima   |
| 109            | 300         | -                                | -           | -                             | -           | 109                | 300         | Yamaguchi   |
| 1,836          | 1,592       | -                                | -           | -                             | -           | 1,836              | 1,592       | Total       |
| X              | X           | X                                | X           | X                             | X           | X                  | X           | Tokushima   |
| -              | -           | -                                | -           | -                             | -           | -                  | -           | Kagawa      |
| 1,836          | 1,592       | -                                | -           | -                             | -           | 1,836              | 1,592       | Ehime       |
| X              | X           | X                                | X           | X                             | X           | X                  | X           | Kochi       |
| 1,163          | 2,880       | -                                | -           | 315                           | 354         | 848                | 2,526       | Total       |
| -              | -           | -                                | -           | -                             | -           | -                  | -           | Fukuoka     |
| 40             | 80          | -                                | -           | 40                            | 80          | -                  | -           | Saga        |
| X              | X           | X                                | X           | X                             | X           | X                  | X           | Nagasaki    |
| 419            | 439         | -                                | -           | 275                           | 274         | 144                | 165         | Kumamoto    |
| 704            | 2,361       | -                                | -           | -                             | -           | 704                | 2,361       | Oita        |
| -              | -           | -                                | -           | -                             | -           | -                  | -           | Miyazaki    |
| X              | X           | X                                | X           | X                             | X           | X                  | X           | Kagoshima   |
| 14             | 19          | -                                | -           | 14                            | 19          | -                  | -           | Okinawa     |

## 販売〜つづき (Sales~continued)

| 経済局別<br>Group | 都道府県別          | その他 Other plastic products |                            |                                                                        |                   |                  |                 |
|---------------|----------------|----------------------------|----------------------------|------------------------------------------------------------------------|-------------------|------------------|-----------------|
|               |                | 計<br>Total                 |                            | 異形押出製品(建材を除く。)<br>Deformed extruding products<br>(except for building) |                   | ホース<br>Hoses     |                 |
|               |                | 数量<br>Quantity             | 金額<br>Value                | 数量<br>Quantity                                                         | 金額<br>Value       | 数量<br>Quantity   | 金額<br>Value     |
| 全国計           |                | 425,143                    | 355,573                    | 42,699                                                                 | 36,792            | 52,438           | 31,565          |
| 北海道           |                | -                          | -                          | -                                                                      | -                 | -                | -               |
| 東北<br>Tohoku  | 計              | 1,722                      | 1,556                      | -                                                                      | -                 | 1,346            | 888             |
|               | 青森             | 43                         | 14                         | -                                                                      | -                 | -                | -               |
|               | 岩手             | 333                        | 654                        | -                                                                      | -                 | -                | -               |
|               | 宮城             | 1,346                      | 888                        | -                                                                      | -                 | 1,346            | 888             |
|               | 秋田             | -                          | -                          | -                                                                      | -                 | -                | -               |
|               | 山形<br>福島       | -                          | -                          | -                                                                      | -                 | -                | -               |
| 関東<br>Kanto   | 計              | 165,953                    | 185,961                    | 6,018                                                                  | 3,209             | 14,789           | 6,586           |
|               | 茨城             | 13,915                     | 37,337                     | -                                                                      | -                 | -                | -               |
|               | 栃木             | 25,249                     | 34,313                     | -                                                                      | -                 | 2,705            | 2,223           |
|               | 群馬             | 1,509                      | 2,215                      | 585                                                                    | 490               | -                | -               |
|               | 埼玉             | 38,539                     | 16,717                     | 1,469                                                                  | 574               | 719              | 337             |
|               | 千葉             | 10,135                     | 5,116                      | -                                                                      | -                 | -                | -               |
|               | 東京             | 417                        | 691                        | -                                                                      | -                 | 346              | 575             |
|               | 神奈川            | 24,104                     | 20,088                     | 1,025                                                                  | 666               | -                | -               |
|               | 新潟             | 6,974                      | 1,461                      | -                                                                      | -                 | -                | -               |
|               | 山梨<br>長野<br>静岡 | 3,915<br>26,699<br>14,497  | 12,526<br>11,715<br>43,783 | -<br>646<br>2,293                                                      | -<br>132<br>1,345 | -<br>11,019<br>- | -<br>3,451<br>- |
| 中部<br>Chubu   | 計              | 81,481                     | 76,660                     | 4,266                                                                  | 7,814             | 22,602           | 16,198          |
|               | 富山             | 14,901                     | 9,490                      | 1,086                                                                  | 789               | 12,456           | 5,605           |
|               | 石川             | 21,632                     | 8,527                      | -                                                                      | -                 | 276              | 141             |
|               | 岐阜             | 20,402                     | 11,351                     | -                                                                      | -                 | 3,270            | 2,289           |
|               | 愛知             | 16,504                     | 17,753                     | 3,180                                                                  | 7,025             | 3,189            | 2,087           |
|               | 三重             | 8,042                      | 29,540                     | -                                                                      | -                 | 3,411            | 6,076           |
| 近畿<br>Kinki   | 計              | 99,510                     | 56,835                     | 32,284                                                                 | 25,664            | 11,122           | 6,030           |
|               | 福井             | 24,549                     | 22,619                     | 24,536                                                                 | 22,395            | -                | -               |
|               | 滋賀             | 21,990                     | 4,707                      | 752                                                                    | 155               | -                | -               |
|               | 京都             | 1,129                      | 555                        | 335                                                                    | 101               | 794              | 454             |
|               | 大阪             | 40,052                     | 19,681                     | 3,046                                                                  | 2,064             | 10,328           | 5,576           |
|               | 兵庫             | 4,916                      | 2,766                      | 3,531                                                                  | 870               | -                | -               |
|               | 奈良<br>和歌山      | 6,858<br>16                | 6,419<br>89                | 84<br>-                                                                | 79<br>-           | -<br>-           | -<br>-          |
| 中国<br>Chugoku | 計              | 64,172                     | 17,860                     | 37                                                                     | 50                | 1,415            | 524             |
|               | 鳥取             | X                          | X                          | X                                                                      | X                 | X                | X               |
|               | 島根             | X                          | X                          | X                                                                      | X                 | X                | X               |
|               | 岡山             | 53,615                     | 11,445                     | -                                                                      | -                 | 1,415            | 524             |
|               | 広島<br>山口       | 3,317<br>7,240             | 3,508<br>2,907             | 37<br>-                                                                | 50<br>-           | -<br>-           | -<br>-          |
| 四国<br>Shikoku | 計              | 3,054                      | 4,675                      | -                                                                      | -                 | 1,164            | 1,338           |
|               | 徳島             | X                          | X                          | X                                                                      | X                 | X                | X               |
|               | 香川             | 229                        | 156                        | -                                                                      | -                 | -                | -               |
|               | 愛媛             | -                          | -                          | -                                                                      | -                 | -                | -               |
|               | 高知             | X                          | X                          | X                                                                      | X                 | X                | X               |
| 九州<br>Kyusyu  | 計              | 9,251                      | 12,025                     | 94                                                                     | 55                | -                | -               |
|               | 福岡             | 3,946                      | 6,149                      | -                                                                      | -                 | -                | -               |
|               | 佐賀             | -                          | -                          | -                                                                      | -                 | -                | -               |
|               | 長崎             | X                          | X                          | X                                                                      | X                 | X                | X               |
|               | 熊本             | 3,619                      | 2,169                      | 94                                                                     | 55                | -                | -               |
|               | 大分             | -                          | -                          | -                                                                      | -                 | -                | -               |
|               | 宮崎<br>鹿児島      | 911<br>X                   | 1,259<br>X                 | -<br>X                                                                 | -<br>X            | -<br>X           | -<br>X          |
| 沖縄            | -              | -                          | -                          | -                                                                      | -                 | -                |                 |



販売統計（つづき）  
by Prefectures

（単位：t・百万円）（Unit:t・Million of Yen）

| その他<br>Others  |             | (特掲)浴槽(個)<br>(inserted specially)Bathtub |             | (特掲)浄化槽(個)<br>(inserted specially)Septic tank. |             | 在庫<br>Inventory | Prefectures |
|----------------|-------------|------------------------------------------|-------------|------------------------------------------------|-------------|-----------------|-------------|
| 数量<br>Quantity | 金額<br>Value | 数量<br>Quantity                           | 金額<br>Value | 数量<br>Quantity                                 | 金額<br>Value |                 |             |
| 330,006        | 287,217     | 767,719                                  | 37,974      | 142,003                                        | 22,051      | 434,372         | Japan Total |
| -              | -           | -                                        | -           | -                                              | -           | 2,734           | Hokkaido    |
| 376            | 668         | -                                        | -           | -                                              | -           | 8,002           | Total       |
| 43             | 14          | -                                        | -           | -                                              | -           | 1,018           | Aomori      |
| 333            | 654         | -                                        | -           | -                                              | -           | 1,444           | Iwate       |
| -              | -           | -                                        | -           | -                                              | -           | 3,483           | Miyagi      |
| -              | -           | -                                        | -           | -                                              | -           | 93              | Akita       |
| -              | -           | -                                        | -           | -                                              | -           | 114             | Yamagata    |
| -              | -           | -                                        | -           | -                                              | -           | 1,850           | Fukushima   |
| 145,146        | 176,166     | 163,220                                  | 9,851       | 57,477                                         | 6,249       | 179,073         | Total       |
| 13,915         | 37,337      | 93,471                                   | 3,584       | 34,703                                         | 1,666       | 45,156          | Ibaraki     |
| 22,544         | 32,090      | -                                        | -           | -                                              | -           | 25,074          | Tochigi     |
| 924            | 1,724       | -                                        | -           | -                                              | -           | 8,365           | Gunma       |
| 36,351         | 15,806      | 4,145                                    | 305         | 20,465                                         | 4,291       | 34,066          | Saitama     |
| 10,135         | 5,116       | -                                        | -           | -                                              | -           | 14,867          | Chiba       |
| 71             | 116         | -                                        | -           | -                                              | -           | 5,185           | Tokyo       |
| 23,079         | 19,422      | -                                        | -           | -                                              | -           | 16,925          | Kanagawa    |
| 6,974          | 1,461       | -                                        | -           | -                                              | -           | 5,992           | Nigata      |
| 3,915          | 12,526      | -                                        | -           | 2,309                                          | 293         | 951             | Yamanashi   |
| 15,034         | 8,132       | -                                        | -           | -                                              | -           | 2,940           | Nagano      |
| 12,204         | 42,438      | 65,604                                   | 5,962       | -                                              | -           | 19,552          | Shizuoka    |
| 54,613         | 52,648      | 270,198                                  | 12,724      | 14,244                                         | 5,133       | 68,502          | Total       |
| 1,359          | 3,095       | 53,477                                   | 5,402       | -                                              | -           | 5,654           | Toyama      |
| 21,356         | 8,385       | -                                        | -           | 14,244                                         | 5,133       | 2,668           | Ishikawa    |
| 17,132         | 9,062       | -                                        | -           | -                                              | -           | 15,244          | Gifu        |
| 10,135         | 8,642       | 48,922                                   | 1,677       | -                                              | -           | 39,096          | Aichi       |
| 4,631          | 23,464      | 167,799                                  | 5,645       | -                                              | -           | 5,840           | Mie         |
| 56,104         | 25,141      | 321,582                                  | 14,338      | 70,085                                         | 10,651      | 114,998         | Total       |
| 13             | 224         | -                                        | -           | -                                              | -           | 8,444           | Fukui       |
| 21,238         | 4,552       | 157,741                                  | 5,421       | 23,609                                         | 6,064       | 51,383          | Shiga       |
| -              | -           | -                                        | -           | -                                              | -           | 2,433           | Kyoto       |
| 26,678         | 12,041      | -                                        | -           | -                                              | -           | 26,421          | Osaka       |
| 1,385          | 1,896       | 77,985                                   | 2,785       | -                                              | -           | 17,656          | Hyogo       |
| 6,774          | 6,340       | 85,856                                   | 6,132       | 46,476                                         | 4,586       | 5,858           | Nara        |
| 16             | 89          | -                                        | -           | -                                              | -           | 2,803           | Wakayama    |
| 62,720         | 17,286      | 12,012                                   | 1,029       | -                                              | -           | 32,184          | Total       |
| X              | X           | X                                        | X           | X                                              | X           | X               | Tottori     |
| X              | X           | X                                        | X           | X                                              | X           | X               | Shimane     |
| 52,200         | 10,921      | -                                        | -           | -                                              | -           | 11,129          | Okayama     |
| 3,280          | 3,458       | 12,012                                   | 1,029       | -                                              | -           | 13,272          | Hiroshima   |
| 7,240          | 2,907       | -                                        | -           | -                                              | -           | 7,668           | Yamaguchi   |
| 1,890          | 3,337       | -                                        | -           | -                                              | -           | 11,809          | Total       |
| X              | X           | X                                        | X           | X                                              | X           | X               | Tokushima   |
| 229            | 156         | -                                        | -           | -                                              | -           | 6,007           | Kagawa      |
| -              | -           | -                                        | -           | -                                              | -           | 4,711           | Ehime       |
| X              | X           | X                                        | X           | X                                              | X           | X               | Kochi       |
| 9,157          | 11,970      | 707                                      | 32          | -                                              | -           | 16,707          | Total       |
| 3,946          | 6,149       | -                                        | -           | -                                              | -           | 3,415           | Fukuoka     |
| -              | -           | -                                        | -           | -                                              | -           | 4,543           | Saga        |
| X              | X           | X                                        | X           | X                                              | X           | X               | Nagasaki    |
| 3,525          | 2,114       | 707                                      | 32          | -                                              | -           | 4,179           | Kumamoto    |
| -              | -           | -                                        | -           | -                                              | -           | 1,011           | Oita        |
| 911            | 1,259       | -                                        | -           | -                                              | -           | 2,412           | Miyazaki    |
| X              | X           | X                                        | X           | X                                              | X           | X               | Kagoshima   |
| -              | -           | -                                        | -           | 197                                            | 19          | 363             | Okinawa     |

### 3. 原材料樹脂別

3. Consumption and Inventory statistics

## 1. 総合

## 1. Synthetic

| 原材料名<br>Raw material                                                               | 消費計<br>Consumption Total | 生産品                         |             |                            |                                   |
|------------------------------------------------------------------------------------|--------------------------|-----------------------------|-------------|----------------------------|-----------------------------------|
|                                                                                    |                          | フィルム・シート<br>film and sheets | 板<br>plates | 合成皮革<br>synthetic leathers | パイプ・継手<br>pipes and pipe fittings |
| 原材料樹脂計<br>Raw material plastic Total                                               | 5,508,710                | 2,203,103                   | 140,146     | 57,116                     | 687,111                           |
| ポリエチレン (低密度)<br>Polyethylene : Low density(0.94d under)                            | 761,217                  | 582,314                     | 683         | 4,010                      | 22,457                            |
| ポリエチレン (高密度)<br>Polyethylene : High density (0.94d and over)                       | 424,079                  | 239,242                     | 429         | -                          | 30,758                            |
| ポリスチレン (ABS)<br>Polystyrene : Acrylonitrile butadiene styrene(ABS)                 | 185,163                  | 9,789                       | 5,355       | 15                         | 431                               |
| ポリスチレン (その他のポリスチレン)<br>Polystyrene : Other Polystyrene                             | 674,168                  | 224,905                     | 15,207      | -                          | 2,498                             |
| ポリプロピレン<br>Polypropylene                                                           | 1,130,262                | 517,652                     | 18,734      | -                          | 4,755                             |
| 塩化ビニル樹脂 (軟質用)<br>Vinyl chloride resins (for Plasticization)                        | 354,414                  | 199,636                     | 748         | 30,425                     | -                                 |
| 塩化ビニル樹脂 (硬質用)<br>Vinyl chloride resins (for Regid plastic)                         | 743,542                  | 63,150                      | 49,061      | -                          | 520,478                           |
| 塩化ビニル・コンパウンド<br>Vinyl chloride compound                                            | 167,143                  | 3,041                       | 777         | 1,149                      | 96,300                            |
| メタクリル樹脂 (成形材料)<br>Methacrylic Resins (moulding material)                           | 34,059                   | -                           | 14,834      | -                          | 109                               |
| 不飽和ポリエステル樹脂<br>Unsaturated polyester                                               | 62,417                   | -                           | -           | -                          | 5,293                             |
| フェノール樹脂 (成形材料)<br>Phenol-formaldehyde (moulding material)                          | 22,514                   | -                           | 6,747       | -                          | 48                                |
| ユリア・メラミン樹脂 (成形材料)<br>Urea-formaldehyde & Melamine-formaldehyde (moulding material) | 11,759                   | -                           | -           | -                          | 8                                 |
| その他の樹脂<br>Other resins                                                             | 937,973                  | 363,374                     | 27,571      | 21,517                     | 3,976                             |
| 再生品プラスチック材料<br>Reconstituted plastic material                                      | 154,549                  | 63,093                      | 10,313      | 317                        | 9,962                             |
| 塩化ビニル用可塑剤<br>Plasticizer for polyvinyl chloride                                    | 145,623                  | -                           | -           | -                          | -                                 |

注: 原材料樹脂計は、再生品プラスチック材料、塩化ビニル用可塑剤を除く。

notes: "Raw material plastic Total" is numerical value except for "Reconstituted plastic material" and "Plasticizer for polyvinyl chloride".



## 原材料樹脂合計 Raw material plastic Total

| 年 月      | 消費計<br>Consumption<br>Total | 生 産 品 目 別 消 費               |             |                               |                                      |                                                    |
|----------|-----------------------------|-----------------------------|-------------|-------------------------------|--------------------------------------|----------------------------------------------------|
|          |                             | フィルム・シート<br>film and sheets | 板<br>plates | 合成皮革<br>synthetic<br>leathers | パイプ・継手<br>pipes and<br>pipe fittings | 機械器具部品<br>for machine tools<br>and equipment parts |
| 平成 8年    | 5,572,769                   | 2,158,189                   | 161,149     | 66,337                        | 734,114                              | 761,296                                            |
| 9年       | 5,757,571                   | 2,251,176                   | 159,364     | 62,441                        | 738,612                              | 803,706                                            |
| 10年      | 5,425,257                   | 2,180,146                   | 141,455     | 55,963                        | 679,261                              | 750,914                                            |
| 11年      | 5,484,046                   | 2,189,968                   | 142,498     | 58,224                        | 704,454                              | 745,879                                            |
| 12年      | 5,508,710                   | 2,203,103                   | 140,146     | 57,116                        | 687,111                              | 749,993                                            |
| 平成 10年度  | 5,412,344                   | 2,164,327                   | 140,897     | 56,227                        | 680,438                              | 749,170                                            |
| 11年度     | 5,498,193                   | 2,204,800                   | 140,375     | 58,717                        | 698,120                              | 744,387                                            |
| 12年 1～3月 | 1,339,289                   | 534,524                     | 31,776      | 15,009                        | 168,148                              | 186,791                                            |
| 4～6月     | 1,355,186                   | 548,066                     | 35,895      | 14,816                        | 143,295                              | 187,585                                            |
| 7～9月     | 1,380,149                   | 546,101                     | 36,149      | 13,948                        | 178,731                              | 185,510                                            |
| 10～12月   | 1,434,086                   | 574,412                     | 36,326      | 13,343                        | 196,937                              | 190,107                                            |
| 12年 1月   | 423,624                     | 172,009                     | 10,582      | 4,480                         | 53,563                               | 57,990                                             |
| 2        | 443,652                     | 175,995                     | 10,581      | 5,042                         | 55,885                               | 62,671                                             |
| 3        | 472,013                     | 186,520                     | 10,613      | 5,487                         | 58,700                               | 66,130                                             |
| 4        | 457,266                     | 187,044                     | 11,443      | 5,014                         | 45,193                               | 63,572                                             |
| 5        | 432,331                     | 175,080                     | 11,408      | 4,899                         | 45,335                               | 58,994                                             |
| 6        | 465,589                     | 185,942                     | 13,044      | 4,903                         | 52,767                               | 65,019                                             |
| 7        | 470,171                     | 187,760                     | 12,279      | 5,062                         | 57,851                               | 64,993                                             |
| 8        | 429,130                     | 168,845                     | 11,446      | 4,342                         | 50,687                               | 58,641                                             |
| 9        | 480,848                     | 189,496                     | 12,424      | 4,544                         | 70,193                               | 61,876                                             |
| 10       | 489,165                     | 195,092                     | 12,796      | 4,509                         | 68,120                               | 64,139                                             |
| 11       | 484,764                     | 194,998                     | 11,973      | 4,539                         | 67,627                               | 63,880                                             |
| 12       | 460,157                     | 184,322                     | 11,557      | 4,295                         | 61,190                               | 62,088                                             |

## ポリエチレン (計) Polyethylene Total

| 年 月      | 消費計<br>Consumption<br>Total | 生 産 品 目 別 消 費               |             |                               |                                      |                                                    |
|----------|-----------------------------|-----------------------------|-------------|-------------------------------|--------------------------------------|----------------------------------------------------|
|          |                             | フィルム・シート<br>film and sheets | 板<br>plates | 合成皮革<br>synthetic<br>leathers | パイプ・継手<br>pipes and<br>pipe fittings | 機械器具部品<br>for machine tools<br>and equipment parts |
| 平成 8年    | 1,190,892                   | 812,594                     | 6,847       | 3,757                         | 58,545                               | 32,725                                             |
| 9年       | 1,218,584                   | 830,511                     | 6,876       | 3,973                         | 60,003                               | 35,608                                             |
| 10年      | 1,160,790                   | 806,873                     | 2,606       | 3,605                         | 55,544                               | 30,727                                             |
| 11年      | 1,173,762                   | 821,859                     | 1,202       | 3,807                         | 53,438                               | 31,893                                             |
| 12年      | 1,185,296                   | 821,556                     | 1,112       | 4,010                         | 53,215                               | 33,089                                             |
| 平成 10年度  | 1,160,741                   | 808,938                     | 1,693       | 3,590                         | 55,589                               | 30,803                                             |
| 11年度     | 1,180,460                   | 822,764                     | 1,144       | 3,902                         | 52,980                               | 32,025                                             |
| 12年 1～3月 | 286,973                     | 197,966                     | 277         | 1,026                         | 12,671                               | 8,170                                              |
| 4～6月     | 293,136                     | 201,531                     | 275         | 1,030                         | 12,598                               | 8,127                                              |
| 7～9月     | 291,310                     | 202,799                     | 252         | 973                           | 12,912                               | 8,251                                              |
| 10～12月   | 313,877                     | 219,260                     | 308         | 981                           | 15,034                               | 8,541                                              |
| 12年 1月   | 90,878                      | 62,990                      | 105         | 333                           | 4,095                                | 2,524                                              |
| 2        | 95,416                      | 65,710                      | 84          | 326                           | 4,362                                | 2,768                                              |
| 3        | 100,679                     | 69,266                      | 88          | 367                           | 4,214                                | 2,878                                              |
| 4        | 101,992                     | 70,705                      | 100         | 339                           | 4,168                                | 2,656                                              |
| 5        | 92,106                      | 63,079                      | 83          | 345                           | 3,981                                | 2,584                                              |
| 6        | 99,038                      | 67,747                      | 92          | 346                           | 4,449                                | 2,887                                              |
| 7        | 99,178                      | 68,924                      | 102         | 350                           | 4,156                                | 2,796                                              |
| 8        | 89,631                      | 61,836                      | 76          | 299                           | 3,954                                | 2,628                                              |
| 9        | 102,501                     | 72,039                      | 74          | 324                           | 4,802                                | 2,827                                              |
| 10       | 107,134                     | 75,110                      | 100         | 309                           | 5,240                                | 2,951                                              |
| 11       | 106,903                     | 74,671                      | 108         | 339                           | 5,214                                | 2,909                                              |
| 12       | 99,840                      | 69,479                      | 100         | 333                           | 4,580                                | 2,681                                              |

消費・在庫統計  
statistics by Raw material

(単位：t) (Unit:t)

| 内 訳 Consumption items by the products                      |                  |                    |                       |                                |                       | 在庫<br>Inventory | Year and<br>Month |
|------------------------------------------------------------|------------------|--------------------|-----------------------|--------------------------------|-----------------------|-----------------|-------------------|
| 日用品・雑貨<br>for daily necessities<br>and miscellaneous goods | 容器<br>containers | 建材<br>for building | 発泡製品<br>foam products | 強化製品<br>reinforced<br>products | その他<br>Other products |                 |                   |
| 369,407                                                    | 364,122          | 185,153            | 377,584               | 74,672                         | 320,746               | 115,598         | C. Y. 1996        |
| 369,761                                                    | 405,243          | 184,514            | 374,282               | 73,597                         | 334,875               | 116,472         | C. Y. 1997        |
| 324,575                                                    | 413,824          | 157,201            | 350,775               | 64,893                         | 306,250               | 119,501         | C. Y. 1998        |
| 315,182                                                    | 436,363          | 158,441            | 358,379               | 62,410                         | 312,248               | 137,433         | C. Y. 1999        |
| 311,079                                                    | 464,971          | 161,293            | 354,762               | 54,118                         | 325,018               | 138,494         | C. Y. 2000        |
| 320,897                                                    | 424,050          | 156,050            | 351,622               | 64,561                         | 304,105               | 116,139         | F. Y. 1998        |
| 316,271                                                    | 441,768          | 159,124            | 356,481               | 60,684                         | 317,466               | 130,451         | F. Y. 1999        |
| 76,737                                                     | 107,955          | 39,776             | 84,207                | 14,295                         | 80,071                | 130,451         | Q1 2000           |
| 81,527                                                     | 122,387          | 39,714             | 86,292                | 13,762                         | 81,847                | 136,752         | Q2                |
| 74,509                                                     | 123,469          | 40,011             | 87,947                | 13,662                         | 80,112                | 133,484         | Q3                |
| 78,306                                                     | 111,160          | 41,792             | 96,316                | 12,399                         | 82,988                | 138,494         | Q4                |
| 24,367                                                     | 30,994           | 12,863             | 26,550                | 4,696                          | 25,530                | 132,975         | Jan. 2000         |
| 25,220                                                     | 35,988           | 13,322             | 27,564                | 4,778                          | 26,606                | 131,189         | Feb.              |
| 27,150                                                     | 40,973           | 13,591             | 30,093                | 4,821                          | 27,935                | 130,451         | Mar.              |
| 28,751                                                     | 41,394           | 13,097             | 29,906                | 4,466                          | 27,386                | 131,867         | Apr.              |
| 26,452                                                     | 39,137           | 12,500             | 27,473                | 4,424                          | 26,629                | 133,948         | May.              |
| 26,324                                                     | 41,856           | 14,117             | 28,913                | 4,872                          | 27,832                | 136,752         | Jun.              |
| 25,107                                                     | 41,712           | 13,598             | 29,497                | 4,830                          | 27,482                | 130,634         | Jul.              |
| 23,637                                                     | 40,554           | 12,517             | 28,080                | 4,562                          | 25,819                | 130,449         | Aug.              |
| 25,765                                                     | 41,203           | 13,896             | 30,370                | 4,270                          | 26,811                | 133,484         | Sep.              |
| 26,872                                                     | 39,244           | 14,171             | 32,898                | 4,079                          | 27,245                | 132,000         | Oct.              |
| 26,767                                                     | 36,361           | 14,254             | 32,165                | 4,209                          | 27,991                | 133,305         | Nov.              |
| 24,667                                                     | 35,555           | 13,367             | 31,253                | 4,111                          | 27,752                | 138,494         | Dec.              |

(単位：t) (Unit:t)

| 内 訳 Consumption items by the products                      |                  |                    |                       |                                |                       | 在庫<br>Inventory | Year and<br>Month |
|------------------------------------------------------------|------------------|--------------------|-----------------------|--------------------------------|-----------------------|-----------------|-------------------|
| 日用品・雑貨<br>for daily necessities<br>and miscellaneous goods | 容器<br>containers | 建材<br>for building | 発泡製品<br>foam products | 強化製品<br>reinforced<br>products | その他<br>Other products |                 |                   |
| 48,427                                                     | 127,649          | 1,637              | 53,230                | 333                            | 45,148                | 28,439          | C. Y. 1996        |
| 47,455                                                     | 129,752          | 1,784              | 52,231                | 291                            | 50,100                | 28,756          | C. Y. 1997        |
| 39,284                                                     | 119,542          | 1,536              | 47,311                | 276                            | 53,486                | 28,473          | C. Y. 1998        |
| 41,866                                                     | 113,303          | 1,351              | 47,127                | 256                            | 57,660                | 33,606          | C. Y. 1999        |
| 45,082                                                     | 118,972          | 937                | 48,858                | 273                            | 58,192                | 36,865          | C. Y. 2000        |
| 39,753                                                     | 116,910          | 1,628              | 46,951                | 280                            | 54,606                | 29,779          | F. Y. 1998        |
| 43,191                                                     | 116,302          | 1,147              | 47,532                | 255                            | 59,218                | 33,899          | F. Y. 1999        |
| 10,601                                                     | 29,147           | 221                | 11,811                | 65                             | 15,018                | 33,899          | Q1 2000           |
| 11,292                                                     | 31,476           | 209                | 11,846                | 76                             | 14,676                | 35,946          | Q2                |
| 11,468                                                     | 28,168           | 254                | 12,347                | 59                             | 13,827                | 33,991          | Q3                |
| 11,721                                                     | 30,181           | 253                | 12,854                | 73                             | 14,671                | 36,865          | Q4                |
| 3,710                                                      | 8,227            | 73                 | 3,832                 | 19                             | 4,970                 | 33,372          | Jan. 2000         |
| 3,307                                                      | 9,845            | 72                 | 3,868                 | 21                             | 5,053                 | 33,573          | Feb.              |
| 3,584                                                      | 11,075           | 76                 | 4,111                 | 25                             | 4,995                 | 33,899          | Mar.              |
| 3,753                                                      | 11,223           | 65                 | 4,076                 | 25                             | 4,882                 | 34,720          | Apr.              |
| 3,569                                                      | 9,811            | 54                 | 3,779                 | 26                             | 4,795                 | 36,269          | May.              |
| 3,970                                                      | 10,442           | 90                 | 3,991                 | 25                             | 4,999                 | 35,946          | Jun.              |
| 4,039                                                      | 9,733            | 83                 | 4,265                 | 18                             | 4,712                 | 34,076          | Jul.              |
| 3,640                                                      | 8,680            | 75                 | 3,917                 | 20                             | 4,506                 | 33,430          | Aug.              |
| 3,789                                                      | 9,755            | 96                 | 4,165                 | 21                             | 4,609                 | 33,991          | Sep.              |
| 3,807                                                      | 10,219           | 94                 | 4,417                 | 24                             | 4,863                 | 33,451          | Oct.              |
| 4,103                                                      | 10,154           | 77                 | 4,258                 | 25                             | 5,045                 | 35,280          | Nov.              |
| 3,811                                                      | 9,808            | 82                 | 4,179                 | 24                             | 4,763                 | 36,865          | Dec.              |

## ポリエチレン (低密度) Polyethylene : Low density(0.94d under)

| 年 月      | 消費計<br>Consumption<br>Total | 生 産 品 目 別 消 費               |             |                               |                                      |                                                    |
|----------|-----------------------------|-----------------------------|-------------|-------------------------------|--------------------------------------|----------------------------------------------------|
|          |                             | フィルム・シート<br>film and sheets | 板<br>plates | 合成皮革<br>synthetic<br>leathers | パイプ・継手<br>pipes and<br>pipe fittings | 機械器具部品<br>for machine tools<br>and equipment parts |
| 平成 8年    | 750,574                     | 565,649                     | 983         | 3,757                         | 21,441                               | 12,140                                             |
| 9年       | 774,430                     | 585,203                     | 902         | 3,973                         | 23,360                               | 15,254                                             |
| 10年      | 744,668                     | 570,239                     | 945         | 3,605                         | 22,325                               | 13,738                                             |
| 11年      | 758,446                     | 579,905                     | 790         | 3,807                         | 23,090                               | 14,151                                             |
| 12年      | 761,217                     | 582,314                     | 683         | 4,010                         | 22,457                               | 13,858                                             |
| 平成 10年度  | 744,206                     | 569,901                     | 899         | 3,590                         | 22,868                               | 13,792                                             |
| 11年度     | 762,146                     | 580,813                     | 736         | 3,902                         | 23,317                               | 14,010                                             |
| 12年 1～3月 | 184,723                     | 139,975                     | 163         | 1,026                         | 6,043                                | 3,499                                              |
| 4～6月     | 188,377                     | 142,338                     | 170         | 1,030                         | 5,040                                | 3,462                                              |
| 7～9月     | 186,728                     | 143,852                     | 166         | 973                           | 5,288                                | 3,402                                              |
| 10～12月   | 201,389                     | 156,149                     | 184         | 981                           | 6,086                                | 3,495                                              |
| 12年 1月   | 58,444                      | 44,783                      | 55          | 333                           | 1,954                                | 1,080                                              |
| 2        | 61,270                      | 46,476                      | 57          | 326                           | 2,036                                | 1,178                                              |
| 3        | 65,009                      | 48,716                      | 51          | 367                           | 2,053                                | 1,241                                              |
| 4        | 66,327                      | 50,116                      | 60          | 339                           | 1,839                                | 1,122                                              |
| 5        | 58,954                      | 44,684                      | 48          | 345                           | 1,418                                | 1,098                                              |
| 6        | 63,096                      | 47,538                      | 62          | 346                           | 1,783                                | 1,242                                              |
| 7        | 63,254                      | 48,452                      | 55          | 350                           | 1,689                                | 1,175                                              |
| 8        | 57,192                      | 43,963                      | 50          | 299                           | 1,556                                | 1,046                                              |
| 9        | 66,282                      | 51,437                      | 61          | 324                           | 2,043                                | 1,181                                              |
| 10       | 68,872                      | 53,367                      | 55          | 309                           | 2,070                                | 1,211                                              |
| 11       | 68,469                      | 53,187                      | 66          | 339                           | 2,003                                | 1,198                                              |
| 12       | 64,048                      | 49,595                      | 63          | 333                           | 2,013                                | 1,086                                              |

## ポリエチレン (高密度) Polyethylene : High density (0.94d and over)

| 年 月      | 消費計<br>Consumption<br>Total | 生 産 品 目 別 消 費               |             |                               |                                      |                                                    |
|----------|-----------------------------|-----------------------------|-------------|-------------------------------|--------------------------------------|----------------------------------------------------|
|          |                             | フィルム・シート<br>film and sheets | 板<br>plates | 合成皮革<br>synthetic<br>leathers | パイプ・継手<br>pipes and<br>pipe fittings | 機械器具部品<br>for machine tools<br>and equipment parts |
| 平成 8年    | 440,318                     | 246,945                     | 5,864       | -                             | 37,104                               | 20,585                                             |
| 9年       | 444,154                     | 245,308                     | 5,974       | -                             | 36,643                               | 20,354                                             |
| 10年      | 416,122                     | 236,634                     | 1,661       | -                             | 33,219                               | 16,989                                             |
| 11年      | 415,316                     | 241,954                     | 412         | -                             | 30,348                               | 17,742                                             |
| 12年      | 424,079                     | 239,242                     | 429         | -                             | 30,758                               | 19,231                                             |
| 平成 10年度  | 416,535                     | 239,037                     | 794         | -                             | 32,721                               | 17,011                                             |
| 11年度     | 418,314                     | 241,951                     | 408         | -                             | 29,663                               | 18,015                                             |
| 12年 1～3月 | 102,250                     | 57,991                      | 114         | -                             | 6,628                                | 4,671                                              |
| 4～6月     | 104,759                     | 59,193                      | 105         | -                             | 7,558                                | 4,665                                              |
| 7～9月     | 104,582                     | 58,947                      | 86          | -                             | 7,624                                | 4,849                                              |
| 10～12月   | 112,488                     | 63,111                      | 124         | -                             | 8,948                                | 5,046                                              |
| 12年 1月   | 32,434                      | 18,207                      | 50          | -                             | 2,141                                | 1,444                                              |
| 2        | 34,146                      | 19,234                      | 27          | -                             | 2,326                                | 1,590                                              |
| 3        | 35,670                      | 20,550                      | 37          | -                             | 2,161                                | 1,637                                              |
| 4        | 35,665                      | 20,589                      | 40          | -                             | 2,329                                | 1,534                                              |
| 5        | 33,152                      | 18,395                      | 35          | -                             | 2,563                                | 1,486                                              |
| 6        | 35,942                      | 20,209                      | 30          | -                             | 2,666                                | 1,645                                              |
| 7        | 35,924                      | 20,472                      | 47          | -                             | 2,467                                | 1,621                                              |
| 8        | 32,439                      | 17,873                      | 26          | -                             | 2,398                                | 1,582                                              |
| 9        | 36,219                      | 20,602                      | 13          | -                             | 2,759                                | 1,646                                              |
| 10       | 38,262                      | 21,743                      | 45          | -                             | 3,170                                | 1,740                                              |
| 11       | 38,434                      | 21,484                      | 42          | -                             | 3,211                                | 1,711                                              |
| 12       | 35,792                      | 19,884                      | 37          | -                             | 2,567                                | 1,595                                              |

消費・在庫統計  
statistics by Raw material

(単位：t) (Unit:t)

| 内 訳 Consumption items by the products                      |                  |                    |                       |                                |                       | 在庫<br>Inventory | Year and<br>Month |
|------------------------------------------------------------|------------------|--------------------|-----------------------|--------------------------------|-----------------------|-----------------|-------------------|
| 日用品・雑貨<br>for daily necessities<br>and miscellaneous goods | 容器<br>containers | 建材<br>for building | 発泡製品<br>foam products | 強化製品<br>reinforced<br>products | その他<br>Other products |                 |                   |
| 28,167                                                     | 61,987           | 587                | 40,553                | 197                            | 15,113                | 20,492          | C. Y. 1996        |
| 26,405                                                     | 62,498           | 984                | 39,769                | 182                            | 15,900                | 21,058          | C. Y. 1997        |
| 19,482                                                     | 59,157           | 984                | 35,638                | 170                            | 18,385                | 20,717          | C. Y. 1998        |
| 19,610                                                     | 58,107           | 786                | 37,490                | 170                            | 20,540                | 24,339          | C. Y. 1999        |
| 19,882                                                     | 55,890           | 382                | 39,747                | 188                            | 21,806                | 25,124          | C. Y. 2000        |
| 19,353                                                     | 58,793           | 1,057              | 35,581                | 175                            | 18,197                | 22,136          | F. Y. 1998        |
| 19,943                                                     | 58,390           | 584                | 38,272                | 173                            | 22,006                | 23,626          | F. Y. 1999        |
| 4,864                                                      | 13,926           | 74                 | 9,432                 | 46                             | 5,675                 | 23,626          | Q1 2000           |
| 4,953                                                      | 15,930           | 81                 | 9,619                 | 50                             | 5,704                 | 24,586          | Q2                |
| 5,184                                                      | 12,636           | 95                 | 10,039                | 41                             | 5,052                 | 23,888          | Q3                |
| 4,881                                                      | 13,398           | 132                | 10,657                | 51                             | 5,375                 | 25,124          | Q4                |
| 1,692                                                      | 3,548            | 24                 | 3,085                 | 14                             | 1,876                 | 23,589          | Jan. 2000         |
| 1,551                                                      | 4,677            | 31                 | 3,051                 | 15                             | 1,872                 | 23,934          | Feb.              |
| 1,621                                                      | 5,701            | 19                 | 3,296                 | 17                             | 1,927                 | 23,626          | Mar.              |
| 1,658                                                      | 5,961            | 20                 | 3,317                 | 13                             | 1,882                 | 24,283          | Apr.              |
| 1,525                                                      | 4,864            | 25                 | 3,047                 | 19                             | 1,881                 | 25,424          | May.              |
| 1,770                                                      | 5,105            | 36                 | 3,255                 | 18                             | 1,941                 | 24,586          | Jun.              |
| 1,815                                                      | 4,424            | 29                 | 3,442                 | 13                             | 1,810                 | 23,888          | Jul.              |
| 1,634                                                      | 3,770            | 33                 | 3,235                 | 13                             | 1,593                 | 23,208          | Aug.              |
| 1,735                                                      | 4,442            | 33                 | 3,362                 | 15                             | 1,649                 | 23,888          | Sep.              |
| 1,657                                                      | 4,586            | 50                 | 3,698                 | 16                             | 1,853                 | 23,859          | Oct.              |
| 1,649                                                      | 4,585            | 35                 | 3,562                 | 17                             | 1,828                 | 24,632          | Nov.              |
| 1,575                                                      | 4,227            | 47                 | 3,397                 | 18                             | 1,694                 | 25,124          | Dec.              |

(単位：t) (Unit:t)

| 内 訳 Consumption items by the products                      |                  |                    |                       |                                |                       | 在庫<br>Inventory | Year and<br>Month |
|------------------------------------------------------------|------------------|--------------------|-----------------------|--------------------------------|-----------------------|-----------------|-------------------|
| 日用品・雑貨<br>for daily necessities<br>and miscellaneous goods | 容器<br>containers | 建材<br>for building | 発泡製品<br>foam products | 強化製品<br>reinforced<br>products | その他<br>Other products |                 |                   |
| 20,260                                                     | 65,662           | 1,050              | 12,677                | 136                            | 30,035                | 7,947           | C. Y. 1996        |
| 21,050                                                     | 67,254           | 800                | 12,462                | 109                            | 34,200                | 7,698           | C. Y. 1997        |
| 19,802                                                     | 60,385           | 552                | 11,673                | 106                            | 35,101                | 7,756           | C. Y. 1998        |
| 22,256                                                     | 55,196           | 565                | 9,637                 | 86                             | 37,120                | 9,267           | C. Y. 1999        |
| 25,200                                                     | 63,082           | 555                | 9,111                 | 85                             | 36,386                | 11,741          | C. Y. 2000        |
| 20,400                                                     | 58,117           | 571                | 11,370                | 105                            | 36,409                | 7,643           | F. Y. 1998        |
| 23,248                                                     | 57,912           | 563                | 9,260                 | 82                             | 37,212                | 10,273          | F. Y. 1999        |
| 5,737                                                      | 15,221           | 147                | 2,379                 | 19                             | 9,343                 | 10,273          | Q1 2000           |
| 6,339                                                      | 15,546           | 128                | 2,227                 | 26                             | 8,972                 | 11,360          | Q2                |
| 6,284                                                      | 15,532           | 159                | 2,308                 | 18                             | 8,775                 | 10,103          | Q3                |
| 6,840                                                      | 16,783           | 121                | 2,197                 | 22                             | 9,296                 | 11,741          | Q4                |
| 2,018                                                      | 4,679            | 49                 | 747                   | 5                              | 3,094                 | 9,783           | Jan. 2000         |
| 1,756                                                      | 5,168            | 41                 | 817                   | 6                              | 3,181                 | 9,639           | Feb.              |
| 1,963                                                      | 5,374            | 57                 | 815                   | 8                              | 3,068                 | 10,273          | Mar.              |
| 2,095                                                      | 5,262            | 45                 | 759                   | 12                             | 3,000                 | 10,437          | Apr.              |
| 2,044                                                      | 4,947            | 29                 | 732                   | 7                              | 2,914                 | 10,845          | May.              |
| 2,200                                                      | 5,337            | 54                 | 736                   | 7                              | 3,058                 | 11,360          | Jun.              |
| 2,224                                                      | 5,309            | 54                 | 823                   | 5                              | 2,902                 | 10,188          | Jul.              |
| 2,006                                                      | 4,910            | 42                 | 682                   | 7                              | 2,913                 | 10,222          | Aug.              |
| 2,054                                                      | 5,313            | 63                 | 803                   | 6                              | 2,960                 | 10,103          | Sep.              |
| 2,150                                                      | 5,633            | 44                 | 719                   | 8                              | 3,010                 | 9,592           | Oct.              |
| 2,454                                                      | 5,569            | 42                 | 696                   | 8                              | 3,217                 | 10,648          | Nov.              |
| 2,236                                                      | 5,581            | 35                 | 782                   | 6                              | 3,069                 | 11,741          | Dec.              |

## ポリスチレン (計) Polystyrene Total

| 年 月      | 消費計<br>Consumption<br>Total | 生 産 品 目 別 消 費               |             |                               |                                      |                                                    |
|----------|-----------------------------|-----------------------------|-------------|-------------------------------|--------------------------------------|----------------------------------------------------|
|          |                             | フィルム・シート<br>film and sheets | 板<br>plates | 合成皮革<br>synthetic<br>leathers | パイプ・継手<br>pipes and<br>pipe fittings | 機械器具部品<br>for machine tools<br>and equipment parts |
| 平成 8年    | 852,513                     | 168,168                     | 18,300      | 204                           | 2,491                                | 269,676                                            |
| 9年       | 902,796                     | 208,568                     | 17,707      | 128                           | 3,012                                | 282,889                                            |
| 10年      | 877,566                     | 225,012                     | 17,298      | 65                            | 2,691                                | 267,605                                            |
| 11年      | 873,283                     | 232,369                     | 18,370      | 25                            | 3,010                                | 248,462                                            |
| 12年      | 859,331                     | 234,694                     | 20,562      | 15                            | 2,929                                | 228,257                                            |
| 平成 10年度  | 870,945                     | 222,932                     | 17,697      | 57                            | 2,884                                | 263,446                                            |
| 11年度     | 871,075                     | 235,323                     | 18,638      | 24                            | 2,930                                | 242,465                                            |
| 12年 1～3月 | 206,654                     | 54,677                      | 4,736       | 6                             | 696                                  | 57,376                                             |
| 4～6月     | 213,513                     | 58,125                      | 4,602       | 5                             | 766                                  | 57,943                                             |
| 7～9月     | 213,686                     | 60,075                      | 5,127       | 3                             | 728                                  | 55,358                                             |
| 10～12月   | 225,478                     | 61,817                      | 6,097       | 1                             | 739                                  | 57,580                                             |
| 12年 1月   | 66,473                      | 18,044                      | 1,439       | 2                             | 228                                  | 18,487                                             |
| 2        | 68,266                      | 18,013                      | 1,577       | 2                             | 218                                  | 19,004                                             |
| 3        | 71,915                      | 18,620                      | 1,720       | 2                             | 250                                  | 19,885                                             |
| 4        | 72,744                      | 19,051                      | 1,713       | 3                             | 232                                  | 19,563                                             |
| 5        | 68,556                      | 18,848                      | 1,364       | 1                             | 267                                  | 18,622                                             |
| 6        | 72,213                      | 20,226                      | 1,525       | 1                             | 267                                  | 19,758                                             |
| 7        | 73,108                      | 20,602                      | 1,787       | 1                             | 243                                  | 19,436                                             |
| 8        | 68,156                      | 19,012                      | 1,578       | 1                             | 222                                  | 17,608                                             |
| 9        | 72,422                      | 20,461                      | 1,762       | 1                             | 263                                  | 18,314                                             |
| 10       | 76,088                      | 20,821                      | 2,186       | 1                             | 243                                  | 19,373                                             |
| 11       | 75,388                      | 20,321                      | 2,077       | -                             | 227                                  | 19,304                                             |
| 12       | 74,002                      | 20,675                      | 1,834       | -                             | 269                                  | 18,903                                             |

## ポリスチレン (ABS) Polystyrene : Acrylonitrile butadiene styrene(ABS)

| 年 月      | 消費計<br>Consumption<br>Total | 生 産 品 目 別 消 費               |             |                               |                                      |                                                    |
|----------|-----------------------------|-----------------------------|-------------|-------------------------------|--------------------------------------|----------------------------------------------------|
|          |                             | フィルム・シート<br>film and sheets | 板<br>plates | 合成皮革<br>synthetic<br>leathers | パイプ・継手<br>pipes and<br>pipe fittings | 機械器具部品<br>for machine tools<br>and equipment parts |
| 平成 8年    | 196,883                     | 8,324                       | 6,570       | 204                           | 1,774                                | 149,191                                            |
| 9年       | 205,999                     | 9,428                       | 6,548       | 128                           | 2,226                                | 156,995                                            |
| 10年      | 187,926                     | 8,534                       | 5,765       | 65                            | 316                                  | 146,159                                            |
| 11年      | 184,901                     | 8,499                       | 5,436       | 25                            | 435                                  | 141,812                                            |
| 12年      | 185,163                     | 9,789                       | 5,355       | 15                            | 431                                  | 129,225                                            |
| 平成 10年度  | 186,974                     | 8,198                       | 6,022       | 57                            | 398                                  | 145,505                                            |
| 11年度     | 183,629                     | 8,677                       | 5,276       | 24                            | 389                                  | 137,656                                            |
| 12年 1～3月 | 45,545                      | 2,184                       | 1,394       | 6                             | 97                                   | 32,329                                             |
| 4～6月     | 46,352                      | 2,269                       | 1,279       | 5                             | 118                                  | 32,521                                             |
| 7～9月     | 45,949                      | 2,478                       | 1,286       | 3                             | 109                                  | 31,742                                             |
| 10～12月   | 47,317                      | 2,858                       | 1,396       | 1                             | 107                                  | 32,633                                             |
| 12年 1月   | 14,216                      | 743                         | 404         | 2                             | 30                                   | 10,162                                             |
| 2        | 15,204                      | 654                         | 490         | 2                             | 32                                   | 10,792                                             |
| 3        | 16,125                      | 787                         | 500         | 2                             | 35                                   | 11,375                                             |
| 4        | 15,474                      | 719                         | 492         | 3                             | 26                                   | 10,816                                             |
| 5        | 14,879                      | 728                         | 266         | 1                             | 46                                   | 10,449                                             |
| 6        | 15,999                      | 822                         | 521         | 1                             | 46                                   | 11,256                                             |
| 7        | 15,986                      | 802                         | 461         | 1                             | 36                                   | 11,139                                             |
| 8        | 14,664                      | 785                         | 392         | 1                             | 33                                   | 10,061                                             |
| 9        | 15,299                      | 891                         | 433         | 1                             | 40                                   | 10,542                                             |
| 10       | 15,780                      | 998                         | 514         | 1                             | 34                                   | 10,875                                             |
| 11       | 15,896                      | 857                         | 459         | -                             | 41                                   | 11,031                                             |
| 12       | 15,641                      | 1,003                       | 423         | -                             | 32                                   | 10,727                                             |



消費・在庫統計  
statistics by Raw material

(単位：t) (Unit:t)

| 内訳 Consumption items by the products                       |                  |                    |                       |                                |                       | 在庫<br>Inventory | Year and<br>Month |
|------------------------------------------------------------|------------------|--------------------|-----------------------|--------------------------------|-----------------------|-----------------|-------------------|
| 日用品・雑貨<br>for daily necessities<br>and miscellaneous goods | 容器<br>containers | 建材<br>for building | 発泡製品<br>foam products | 強化製品<br>reinforced<br>products | その他<br>Other products |                 |                   |
| 60,993                                                     | 29,186           | 3,206              | 266,350               | 799                            | 33,140                | 20,381          | C. Y. 1996        |
| 61,141                                                     | 28,200           | 3,471              | 264,405               | 98                             | 33,177                | 20,682          | C. Y. 1997        |
| 58,017                                                     | 22,494           | 3,356              | 248,550               | 93                             | 32,385                | 20,390          | C. Y. 1998        |
| 56,568                                                     | 21,254           | 3,814              | 253,459               | 169                            | 35,783                | 22,288          | C. Y. 1999        |
| 52,674                                                     | 20,640           | 3,684              | 248,925               | 160                            | 46,791                | 21,029          | C. Y. 2000        |
| 57,376                                                     | 22,033           | 3,361              | 248,654               | 103                            | 32,402                | 20,735          | F. Y. 1998        |
| 57,472                                                     | 20,983           | 3,863              | 250,882               | 184                            | 38,311                | 20,763          | F. Y. 1999        |
| 14,146                                                     | 4,837            | 915                | 58,308                | 50                             | 10,907                | 20,763          | Q1 2000           |
| 13,269                                                     | 5,357            | 936                | 60,339                | 37                             | 12,134                | 20,674          | Q2                |
| 12,735                                                     | 5,418            | 894                | 61,529                | 39                             | 11,780                | 20,494          | Q3                |
| 12,524                                                     | 5,028            | 939                | 68,749                | 34                             | 11,970                | 21,029          | Q4                |
| 4,658                                                      | 1,546            | 285                | 18,527                | 13                             | 3,244                 | 21,474          | Jan. 2000         |
| 4,921                                                      | 1,585            | 316                | 18,945                | 18                             | 3,667                 | 21,111          | Feb.              |
| 4,567                                                      | 1,706            | 314                | 20,836                | 19                             | 3,996                 | 20,763          | Mar.              |
| 4,835                                                      | 1,793            | 311                | 21,127                | 12                             | 4,104                 | 20,691          | Apr.              |
| 4,310                                                      | 1,710            | 288                | 19,212                | 10                             | 3,924                 | 20,692          | May.              |
| 4,124                                                      | 1,854            | 337                | 20,000                | 15                             | 4,106                 | 20,674          | Jun.              |
| 4,351                                                      | 1,829            | 290                | 20,457                | 11                             | 4,101                 | 20,435          | Jul.              |
| 4,118                                                      | 1,807            | 286                | 19,642                | 14                             | 3,868                 | 20,301          | Aug.              |
| 4,266                                                      | 1,782            | 318                | 21,430                | 14                             | 3,811                 | 20,494          | Sep.              |
| 4,175                                                      | 1,539            | 314                | 23,495                | 16                             | 3,925                 | 20,084          | Oct.              |
| 4,360                                                      | 1,722            | 305                | 23,072                | 8                              | 3,992                 | 20,090          | Nov.              |
| 3,989                                                      | 1,767            | 320                | 22,182                | 10                             | 4,053                 | 21,029          | Dec.              |

(単位：t) (Unit:t)

| 内訳 Consumption items by the products                       |                  |                    |                       |                                |                       | 在庫<br>Inventory | Year and<br>Month |
|------------------------------------------------------------|------------------|--------------------|-----------------------|--------------------------------|-----------------------|-----------------|-------------------|
| 日用品・雑貨<br>for daily necessities<br>and miscellaneous goods | 容器<br>containers | 建材<br>for building | 発泡製品<br>foam products | 強化製品<br>reinforced<br>products | その他<br>Other products |                 |                   |
| 14,174                                                     | 1,380            | 647                | 199                   | 111                            | 14,309                | 4,790           | C. Y. 1996        |
| 13,504                                                     | 1,570            | 649                | 236                   | 98                             | 14,617                | 4,758           | C. Y. 1997        |
| 12,736                                                     | 1,325            | 508                | 482                   | 93                             | 11,943                | 4,470           | C. Y. 1998        |
| 13,490                                                     | 1,213            | 512                | 1,032                 | 169                            | 12,278                | 4,742           | C. Y. 1999        |
| 13,967                                                     | 795              | 840                | 1,928                 | 160                            | 22,658                | 5,240           | C. Y. 2000        |
| 12,657                                                     | 1,371            | 476                | 539                   | 103                            | 11,648                | 4,395           | F. Y. 1998        |
| 13,975                                                     | 993              | 572                | 1,188                 | 184                            | 14,695                | 4,753           | F. Y. 1999        |
| 3,516                                                      | 146              | 176                | 291                   | 50                             | 5,356                 | 4,753           | Q1 2000           |
| 3,648                                                      | 183              | 192                | 278                   | 37                             | 5,822                 | 4,694           | Q2                |
| 3,435                                                      | 238              | 214                | 781                   | 39                             | 5,624                 | 4,976           | Q3                |
| 3,368                                                      | 228              | 258                | 578                   | 34                             | 5,856                 | 5,240           | Q4                |
| 1,106                                                      | 46               | 50                 | 81                    | 13                             | 1,579                 | 4,687           | Jan. 2000         |
| 1,162                                                      | 48               | 66                 | 92                    | 18                             | 1,848                 | 4,727           | Feb.              |
| 1,248                                                      | 52               | 60                 | 118                   | 19                             | 1,929                 | 4,753           | Mar.              |
| 1,227                                                      | 50               | 60                 | 95                    | 12                             | 1,974                 | 4,724           | Apr.              |
| 1,225                                                      | 52               | 51                 | 93                    | 10                             | 1,958                 | 4,588           | May.              |
| 1,196                                                      | 81               | 81                 | 90                    | 15                             | 1,890                 | 4,694           | Jun.              |
| 1,163                                                      | 81               | 70                 | 266                   | 11                             | 1,956                 | 4,629           | Jul.              |
| 1,111                                                      | 81               | 59                 | 283                   | 14                             | 1,844                 | 4,753           | Aug.              |
| 1,161                                                      | 76               | 85                 | 232                   | 14                             | 1,824                 | 4,976           | Sep.              |
| 1,146                                                      | 74               | 85                 | 165                   | 16                             | 1,872                 | 5,055           | Oct.              |
| 1,156                                                      | 77               | 82                 | 194                   | 8                              | 1,991                 | 4,950           | Nov.              |
| 1,066                                                      | 77               | 91                 | 219                   | 10                             | 1,993                 | 5,240           | Dec.              |

## ポリスチレン (その他のポリスチレン) Polystyrene : Other Polystyrene

| 年 月      | 消費計<br>Consumption<br>Total | 生 産 品 目 別 消 費               |             |                               |                                      |                                                    |
|----------|-----------------------------|-----------------------------|-------------|-------------------------------|--------------------------------------|----------------------------------------------------|
|          |                             | フィルム・シート<br>film and sheets | 板<br>plates | 合成皮革<br>synthetic<br>leathers | パイプ・継手<br>pipes and<br>pipe fittings | 機械器具部品<br>for machine tools<br>and equipment parts |
| 平成 8年    | 655,630                     | 159,844                     | 11,730      | -                             | 717                                  | 120,485                                            |
| 9年       | 696,797                     | 199,140                     | 11,159      | -                             | 786                                  | 125,894                                            |
| 10年      | 689,640                     | 216,478                     | 11,533      | -                             | 2,375                                | 121,446                                            |
| 11年      | 688,382                     | 223,870                     | 12,934      | -                             | 2,575                                | 106,650                                            |
| 12年      | 674,168                     | 224,905                     | 15,207      | -                             | 2,498                                | 99,032                                             |
| 平成 10年度  | 683,971                     | 214,734                     | 11,675      | -                             | 2,486                                | 117,941                                            |
| 11年度     | 687,446                     | 226,646                     | 13,362      | -                             | 2,541                                | 104,809                                            |
| 12年 1~3月 | 161,109                     | 52,493                      | 3,342       | -                             | 599                                  | 25,047                                             |
| 4~6月     | 167,161                     | 55,856                      | 3,323       | -                             | 648                                  | 25,422                                             |
| 7~9月     | 167,737                     | 57,597                      | 3,841       | -                             | 619                                  | 23,616                                             |
| 10~12月   | 178,161                     | 58,959                      | 4,701       | -                             | 632                                  | 24,947                                             |
| 12年 1月   | 52,257                      | 17,301                      | 1,035       | -                             | 198                                  | 8,325                                              |
| 2        | 53,062                      | 17,359                      | 1,087       | -                             | 186                                  | 8,212                                              |
| 3        | 55,790                      | 17,833                      | 1,220       | -                             | 215                                  | 8,510                                              |
| 4        | 57,270                      | 18,332                      | 1,221       | -                             | 206                                  | 8,747                                              |
| 5        | 53,677                      | 18,120                      | 1,098       | -                             | 221                                  | 8,173                                              |
| 6        | 56,214                      | 19,404                      | 1,004       | -                             | 221                                  | 8,502                                              |
| 7        | 57,122                      | 19,800                      | 1,326       | -                             | 207                                  | 8,297                                              |
| 8        | 53,492                      | 18,227                      | 1,186       | -                             | 189                                  | 7,547                                              |
| 9        | 57,123                      | 19,570                      | 1,329       | -                             | 223                                  | 7,772                                              |
| 10       | 60,308                      | 19,823                      | 1,672       | -                             | 209                                  | 8,498                                              |
| 11       | 59,492                      | 19,464                      | 1,618       | -                             | 186                                  | 8,273                                              |
| 12       | 58,361                      | 19,672                      | 1,411       | -                             | 237                                  | 8,176                                              |

## ポリプロピレン Polypropylene

| 年 月      | 消費計<br>Consumption<br>Total | 生 産 品 目 別 消 費               |             |                               |                                      |                                                    |
|----------|-----------------------------|-----------------------------|-------------|-------------------------------|--------------------------------------|----------------------------------------------------|
|          |                             | フィルム・シート<br>film and sheets | 板<br>plates | 合成皮革<br>synthetic<br>leathers | パイプ・継手<br>pipes and<br>pipe fittings | 機械器具部品<br>for machine tools<br>and equipment parts |
| 平成 8年    | 1,132,562                   | 495,702                     | 18,285      | -                             | 6,402                                | 244,982                                            |
| 9年       | 1,181,934                   | 522,841                     | 19,059      | -                             | 6,651                                | 254,794                                            |
| 10年      | 1,104,830                   | 512,598                     | 17,491      | -                             | 5,181                                | 233,885                                            |
| 11年      | 1,108,107                   | 510,154                     | 17,603      | -                             | 4,791                                | 242,642                                            |
| 12年      | 1,130,262                   | 517,652                     | 18,734      | -                             | 4,755                                | 251,812                                            |
| 平成 10年度  | 1,101,905                   | 509,848                     | 16,640      | -                             | 5,066                                | 235,652                                            |
| 11年度     | 1,115,098                   | 513,313                     | 18,083      | -                             | 4,763                                | 245,151                                            |
| 12年 1~3月 | 276,647                     | 125,360                     | 4,581       | -                             | 1,117                                | 63,943                                             |
| 4~6月     | 287,358                     | 131,253                     | 4,539       | -                             | 1,211                                | 62,783                                             |
| 7~9月     | 276,292                     | 127,081                     | 4,741       | -                             | 1,172                                | 62,379                                             |
| 10~12月   | 289,965                     | 133,958                     | 4,873       | -                             | 1,255                                | 62,707                                             |
| 12年 1月   | 85,532                      | 39,295                      | 1,349       | -                             | 420                                  | 19,437                                             |
| 2        | 92,223                      | 41,764                      | 1,611       | -                             | 299                                  | 21,869                                             |
| 3        | 98,892                      | 44,301                      | 1,621       | -                             | 398                                  | 22,637                                             |
| 4        | 98,688                      | 45,202                      | 1,603       | -                             | 437                                  | 21,236                                             |
| 5        | 91,683                      | 41,814                      | 1,438       | -                             | 353                                  | 19,470                                             |
| 6        | 96,987                      | 44,237                      | 1,498       | -                             | 421                                  | 22,077                                             |
| 7        | 96,009                      | 44,547                      | 1,556       | -                             | 430                                  | 22,285                                             |
| 8        | 86,704                      | 40,031                      | 1,515       | -                             | 395                                  | 19,257                                             |
| 9        | 93,579                      | 42,503                      | 1,670       | -                             | 347                                  | 20,837                                             |
| 10       | 97,166                      | 44,345                      | 1,867       | -                             | 461                                  | 21,154                                             |
| 11       | 98,019                      | 45,551                      | 1,553       | -                             | 412                                  | 21,106                                             |
| 12       | 94,780                      | 44,062                      | 1,453       | -                             | 382                                  | 20,447                                             |

消費・在庫統計  
statistics by Raw material

(単位：t) (Unit:t)

| 内 訳 Consumption items by the products                      |                  |                    |                       |                                |                       | 在庫<br>Inventory | Year and<br>Month |
|------------------------------------------------------------|------------------|--------------------|-----------------------|--------------------------------|-----------------------|-----------------|-------------------|
| 日用品・雑貨<br>for daily necessities<br>and miscellaneous goods | 容器<br>containers | 建材<br>for building | 発泡製品<br>foam products | 強化製品<br>reinforced<br>products | その他<br>Other products |                 |                   |
| 46,819                                                     | 27,806           | 2,559              | 266,151               | 688                            | 18,831                | 15,591          | C. Y. 1996        |
| 47,637                                                     | 26,630           | 2,822              | 264,169               | -                              | 18,560                | 15,924          | C. Y. 1997        |
| 45,281                                                     | 21,169           | 2,848              | 248,068               | -                              | 20,442                | 15,920          | C. Y. 1998        |
| 43,078                                                     | 20,041           | 3,302              | 252,427               | -                              | 23,505                | 17,546          | C. Y. 1999        |
| 38,707                                                     | 19,845           | 2,844              | 246,997               | -                              | 24,133                | 15,789          | C. Y. 2000        |
| 44,719                                                     | 20,662           | 2,885              | 248,115               | -                              | 20,754                | 16,340          | F. Y. 1998        |
| 43,497                                                     | 19,990           | 3,291              | 249,694               | -                              | 23,616                | 16,010          | F. Y. 1999        |
| 10,630                                                     | 4,691            | 739                | 58,017                | -                              | 5,551                 | 16,010          | Q1 2000           |
| 9,621                                                      | 5,174            | 744                | 60,061                | -                              | 6,312                 | 15,980          | Q2                |
| 9,300                                                      | 5,180            | 680                | 60,748                | -                              | 6,156                 | 15,518          | Q3                |
| 9,156                                                      | 4,800            | 681                | 68,171                | -                              | 6,114                 | 15,789          | Q4                |
| 3,552                                                      | 1,500            | 235                | 18,446                | -                              | 1,665                 | 16,787          | Jan. 2000         |
| 3,759                                                      | 1,537            | 250                | 18,853                | -                              | 1,819                 | 16,384          | Feb.              |
| 3,319                                                      | 1,654            | 254                | 20,718                | -                              | 2,067                 | 16,010          | Mar.              |
| 3,608                                                      | 1,743            | 251                | 21,032                | -                              | 2,130                 | 15,967          | Apr.              |
| 3,085                                                      | 1,658            | 237                | 19,119                | -                              | 1,966                 | 16,104          | May.              |
| 2,928                                                      | 1,773            | 256                | 19,910                | -                              | 2,216                 | 15,980          | Jun.              |
| 3,188                                                      | 1,748            | 220                | 20,191                | -                              | 2,145                 | 15,806          | Jul.              |
| 3,007                                                      | 1,726            | 227                | 19,359                | -                              | 2,024                 | 15,548          | Aug.              |
| 3,105                                                      | 1,706            | 233                | 21,198                | -                              | 1,987                 | 15,518          | Sep.              |
| 3,029                                                      | 1,465            | 229                | 23,330                | -                              | 2,053                 | 15,029          | Oct.              |
| 3,204                                                      | 1,645            | 223                | 22,878                | -                              | 2,001                 | 15,140          | Nov.              |
| 2,923                                                      | 1,690            | 229                | 21,963                | -                              | 2,060                 | 15,789          | Dec.              |

(単位：t) (Unit:t)

| 内 訳 Consumption items by the products                      |                  |                    |                       |                                |                       | 在庫<br>Inventory | Year and<br>Month |
|------------------------------------------------------------|------------------|--------------------|-----------------------|--------------------------------|-----------------------|-----------------|-------------------|
| 日用品・雑貨<br>for daily necessities<br>and miscellaneous goods | 容器<br>containers | 建材<br>for building | 発泡製品<br>foam products | 強化製品<br>reinforced<br>products | その他<br>Other products |                 |                   |
| 222,100                                                    | 52,313           | 406                | 13,927                | 283                            | 78,162                | 25,702          | C. Y. 1996        |
| 223,953                                                    | 58,175           | 376                | 13,464                | 297                            | 82,324                | 24,539          | C. Y. 1997        |
| 196,780                                                    | 47,124           | 246                | 13,125                | 262                            | 78,138                | 26,853          | C. Y. 1998        |
| 189,142                                                    | 48,738           | 86                 | 16,050                | 196                            | 78,705                | 33,345          | C. Y. 1999        |
| 187,368                                                    | 52,377           | 984                | 17,724                | 365                            | 78,491                | 31,311          | C. Y. 2000        |
| 194,581                                                    | 47,673           | 196                | 14,224                | 231                            | 77,794                | 24,698          | F. Y. 1998        |
| 188,770                                                    | 49,506           | 274                | 16,130                | 224                            | 78,884                | 27,756          | F. Y. 1999        |
| 45,847                                                     | 12,208           | 220                | 4,019                 | 83                             | 19,269                | 27,756          | Q1 2000           |
| 50,178                                                     | 13,668           | 243                | 4,320                 | 98                             | 19,065                | 31,787          | Q2                |
| 43,971                                                     | 12,377           | 262                | 4,569                 | 77                             | 19,663                | 29,935          | Q3                |
| 47,372                                                     | 14,124           | 259                | 4,816                 | 107                            | 20,494                | 31,311          | Q4                |
| 14,137                                                     | 3,441            | 72                 | 1,272                 | 24                             | 6,085                 | 31,075          | Jan. 2000         |
| 14,949                                                     | 4,144            | 69                 | 1,264                 | 25                             | 6,229                 | 29,737          | Feb.              |
| 16,761                                                     | 4,623            | 79                 | 1,483                 | 34                             | 6,955                 | 27,756          | Mar.              |
| 17,885                                                     | 4,657            | 76                 | 1,383                 | 34                             | 6,175                 | 29,257          | Apr.              |
| 16,407                                                     | 4,412            | 78                 | 1,419                 | 33                             | 6,259                 | 30,166          | May.              |
| 15,886                                                     | 4,599            | 89                 | 1,518                 | 31                             | 6,631                 | 31,787          | Jun.              |
| 14,543                                                     | 4,278            | 82                 | 1,545                 | 15                             | 6,728                 | 29,153          | Jul.              |
| 13,895                                                     | 3,782            | 83                 | 1,462                 | 32                             | 6,252                 | 28,568          | Aug.              |
| 15,533                                                     | 4,317            | 97                 | 1,562                 | 30                             | 6,683                 | 29,935          | Sep.              |
| 16,617                                                     | 4,553            | 88                 | 1,661                 | 32                             | 6,388                 | 29,450          | Oct.              |
| 16,028                                                     | 4,758            | 86                 | 1,556                 | 37                             | 6,932                 | 29,411          | Nov.              |
| 14,727                                                     | 4,813            | 85                 | 1,599                 | 38                             | 7,174                 | 31,311          | Dec.              |

## 塩化ビニル(合計) Vinyl chloride Total

| 年 月      | 消費計<br>Consumption<br>Total | 生 産 品 目 別 消 費               |             |                               |                                      |                                                    |
|----------|-----------------------------|-----------------------------|-------------|-------------------------------|--------------------------------------|----------------------------------------------------|
|          |                             | フィルム・シート<br>film and sheets | 板<br>plates | 合成皮革<br>synthetic<br>leathers | パイプ・継手<br>pipes and<br>pipe fittings | 機械器具部品<br>for machine tools<br>and equipment parts |
| 平成 8年    | 1,471,357                   | 334,515                     | 71,961      | 39,830                        | 657,512                              | 39,623                                             |
| 9年       | 1,465,205                   | 334,565                     | 69,622      | 37,593                        | 659,959                              | 40,312                                             |
| 10年      | 1,294,529                   | 285,631                     | 59,508      | 32,644                        | 607,619                              | 36,424                                             |
| 11年      | 1,298,661                   | 275,999                     | 54,306      | 31,881                        | 634,628                              | 34,368                                             |
| 12年      | 1,265,099                   | 265,827                     | 50,586      | 31,574                        | 616,778                              | 33,522                                             |
| 平成 10年度  | 1,280,128                   | 277,427                     | 57,793      | 31,895                        | 608,532                              | 35,894                                             |
| 11年度     | 1,290,627                   | 275,788                     | 52,720      | 31,879                        | 628,562                              | 34,166                                             |
| 12年 1～3月 | 312,163                     | 66,604                      | 11,357      | 8,174                         | 151,377                              | 8,467                                              |
| 4～6月     | 290,469                     | 66,713                      | 13,802      | 8,019                         | 126,428                              | 8,493                                              |
| 7～9月     | 321,263                     | 65,124                      | 12,858      | 7,842                         | 161,602                              | 8,163                                              |
| 10～12月   | 341,204                     | 67,386                      | 12,569      | 7,539                         | 177,371                              | 8,399                                              |
| 12年 1月   | 99,307                      | 21,209                      | 3,805       | 2,405                         | 47,970                               | 2,602                                              |
| 2        | 103,856                     | 22,155                      | 3,639       | 2,718                         | 50,362                               | 2,801                                              |
| 3        | 109,000                     | 23,240                      | 3,913       | 3,051                         | 53,045                               | 3,064                                              |
| 4        | 94,837                      | 22,465                      | 4,374       | 2,853                         | 39,608                               | 2,948                                              |
| 5        | 91,884                      | 21,053                      | 4,236       | 2,560                         | 39,981                               | 2,660                                              |
| 6        | 103,748                     | 23,195                      | 5,192       | 2,606                         | 46,839                               | 2,885                                              |
| 7        | 107,667                     | 22,760                      | 4,520       | 2,784                         | 52,328                               | 2,860                                              |
| 8        | 94,524                      | 19,399                      | 3,949       | 2,466                         | 45,381                               | 2,571                                              |
| 9        | 119,072                     | 22,965                      | 4,389       | 2,592                         | 63,893                               | 2,732                                              |
| 10       | 116,935                     | 23,350                      | 3,973       | 2,489                         | 61,341                               | 2,844                                              |
| 11       | 116,957                     | 23,182                      | 4,292       | 2,562                         | 60,962                               | 2,839                                              |
| 12       | 107,312                     | 20,854                      | 4,304       | 2,488                         | 55,068                               | 2,716                                              |

## 塩化ビニル樹脂(計) Vinyl chloride resins Total

| 年 月      | 消費計<br>Consumption<br>Total | 生 産 品 目 別 消 費               |             |                               |                                      |                                                    |
|----------|-----------------------------|-----------------------------|-------------|-------------------------------|--------------------------------------|----------------------------------------------------|
|          |                             | フィルム・シート<br>film and sheets | 板<br>plates | 合成皮革<br>synthetic<br>leathers | パイプ・継手<br>pipes and<br>pipe fittings | 機械器具部品<br>for machine tools<br>and equipment parts |
| 平成 8年    | 1,282,909                   | 329,984                     | 70,897      | 38,537                        | 549,232                              | 25,330                                             |
| 9年       | 1,274,083                   | 330,600                     | 68,555      | 37,382                        | 548,503                              | 25,614                                             |
| 10年      | 1,126,097                   | 282,306                     | 58,605      | 32,457                        | 506,983                              | 23,323                                             |
| 11年      | 1,125,885                   | 272,449                     | 53,431      | 30,912                        | 531,337                              | 20,074                                             |
| 12年      | 1,097,956                   | 262,786                     | 49,809      | 30,425                        | 520,478                              | 18,106                                             |
| 平成 10年度  | 1,110,888                   | 273,971                     | 56,883      | 31,505                        | 507,338                              | 22,583                                             |
| 11年度     | 1,121,286                   | 272,301                     | 51,855      | 30,922                        | 528,906                              | 19,466                                             |
| 12年 1～3月 | 270,629                     | 65,616                      | 11,211      | 7,935                         | 127,591                              | 4,466                                              |
| 4～6月     | 254,119                     | 65,915                      | 13,641      | 7,684                         | 108,175                              | 4,639                                              |
| 7～9月     | 278,801                     | 64,341                      | 12,666      | 7,546                         | 136,841                              | 4,440                                              |
| 10～12月   | 294,407                     | 66,914                      | 12,291      | 7,260                         | 147,871                              | 4,561                                              |
| 12年 1月   | 86,653                      | 20,837                      | 3,745       | 2,368                         | 40,990                               | 1,371                                              |
| 2        | 89,391                      | 21,866                      | 3,606       | 2,664                         | 41,704                               | 1,474                                              |
| 3        | 94,585                      | 22,913                      | 3,860       | 2,903                         | 44,897                               | 1,621                                              |
| 4        | 82,634                      | 22,182                      | 4,349       | 2,729                         | 33,558                               | 1,664                                              |
| 5        | 80,533                      | 20,794                      | 4,165       | 2,457                         | 34,514                               | 1,466                                              |
| 6        | 90,952                      | 22,939                      | 5,127       | 2,498                         | 40,103                               | 1,509                                              |
| 7        | 93,482                      | 22,500                      | 4,440       | 2,677                         | 44,146                               | 1,558                                              |
| 8        | 82,171                      | 19,139                      | 3,899       | 2,370                         | 38,749                               | 1,429                                              |
| 9        | 103,148                     | 22,702                      | 4,327       | 2,499                         | 53,946                               | 1,453                                              |
| 10       | 101,010                     | 23,060                      | 3,903       | 2,400                         | 51,437                               | 1,532                                              |
| 11       | 100,716                     | 23,089                      | 4,160       | 2,477                         | 50,375                               | 1,556                                              |
| 12       | 92,681                      | 20,765                      | 4,228       | 2,383                         | 46,059                               | 1,473                                              |

消費・在庫統計  
statistics by Raw material

(単位：t) (Unit:t)

| 内 訳 Consumption items by the products                      |                  |                    |                       |                                |                       | 在庫<br>Inventory | Year and<br>Month |
|------------------------------------------------------------|------------------|--------------------|-----------------------|--------------------------------|-----------------------|-----------------|-------------------|
| 日用品・雑貨<br>for daily necessities<br>and miscellaneous goods | 容器<br>containers | 建材<br>for building | 発泡製品<br>foam products | 強化製品<br>reinforced<br>products | その他<br>Other products |                 |                   |
| 21,367                                                     | 13,211           | 177,855            | 7,225                 | 748                            | 107,510               | 22,880          | C. Y. 1996        |
| 18,767                                                     | 13,463           | 176,799            | 7,377                 | 583                            | 106,165               | 22,999          | C. Y. 1997        |
| 14,206                                                     | 12,473           | 150,288            | 8,726                 | 485                            | 86,525                | 22,899          | C. Y. 1998        |
| 11,787                                                     | 10,956           | 151,369            | 8,994                 | 445                            | 83,928                | 26,657          | C. Y. 1999        |
| 10,146                                                     | 10,579           | 153,751            | 7,765                 | 420                            | 84,151                | 27,621          | C. Y. 2000        |
| 13,489                                                     | 11,820           | 149,105            | 9,335                 | 458                            | 84,380                | 22,441          | F. Y. 1998        |
| 11,170                                                     | 11,107           | 151,964            | 8,845                 | 434                            | 83,992                | 28,546          | F. Y. 1999        |
| 2,553                                                      | 2,733            | 37,939             | 2,103                 | 105                            | 20,751                | 28,546          | Q1 2000           |
| 2,662                                                      | 2,766            | 37,863             | 2,077                 | 105                            | 21,541                | 28,049          | Q2                |
| 2,415                                                      | 2,483            | 38,096             | 1,811                 | 105                            | 20,764                | 28,311          | Q3                |
| 2,516                                                      | 2,597            | 39,853             | 1,774                 | 105                            | 21,095                | 27,621          | Q4                |
| 767                                                        | 855              | 12,275             | 657                   | 35                             | 6,727                 | 26,983          | Jan. 2000         |
| 861                                                        | 918              | 12,713             | 736                   | 35                             | 6,918                 | 27,039          | Feb.              |
| 925                                                        | 960              | 12,951             | 710                   | 35                             | 7,106                 | 28,546          | Mar.              |
| 906                                                        | 971              | 12,458             | 720                   | 35                             | 7,499                 | 27,127          | Apr.              |
| 846                                                        | 881              | 11,928             | 659                   | 35                             | 7,045                 | 27,515          | May.              |
| 910                                                        | 914              | 13,477             | 698                   | 35                             | 6,997                 | 28,049          | Jun.              |
| 841                                                        | 856              | 12,972             | 579                   | 35                             | 7,132                 | 26,998          | Jul.              |
| 805                                                        | 805              | 11,898             | 577                   | 35                             | 6,638                 | 27,372          | Aug.              |
| 769                                                        | 822              | 13,226             | 655                   | 35                             | 6,994                 | 28,311          | Sep.              |
| 869                                                        | 883              | 13,481             | 625                   | 35                             | 7,045                 | 28,387          | Oct.              |
| 869                                                        | 880              | 13,616             | 559                   | 35                             | 7,161                 | 28,045          | Nov.              |
| 778                                                        | 834              | 12,756             | 590                   | 35                             | 6,889                 | 27,621          | Dec.              |

(単位：t) (Unit:t)

| 内 訳 Consumption items by the products                      |                  |                    |                       |                                |                       | 在庫<br>Inventory | Year and<br>Month |
|------------------------------------------------------------|------------------|--------------------|-----------------------|--------------------------------|-----------------------|-----------------|-------------------|
| 日用品・雑貨<br>for daily necessities<br>and miscellaneous goods | 容器<br>containers | 建材<br>for building | 発泡製品<br>foam products | 強化製品<br>reinforced<br>products | その他<br>Other products |                 |                   |
| 16,589                                                     | 8,091            | 162,571            | 4,997                 | 748                            | 75,933                | 18,022          | C. Y. 1996        |
| 14,617                                                     | 8,012            | 160,676            | 4,778                 | 583                            | 74,763                | 17,305          | C. Y. 1997        |
| 11,269                                                     | 7,278            | 137,397            | 5,935                 | 485                            | 60,059                | 16,543          | C. Y. 1998        |
| 9,218                                                      | 6,907            | 137,665            | 5,912                 | 445                            | 57,535                | 19,483          | C. Y. 1999        |
| 7,776                                                      | 7,096            | 139,142            | 5,686                 | 420                            | 56,232                | 20,538          | C. Y. 2000        |
| 10,569                                                     | 6,948            | 136,217            | 6,326                 | 458                            | 58,090                | 15,747          | F. Y. 1998        |
| 8,763                                                      | 7,184            | 137,983            | 5,805                 | 434                            | 57,667                | 22,411          | F. Y. 1999        |
| 1,961                                                      | 1,851            | 34,459             | 1,337                 | 105                            | 14,097                | 22,411          | Q1 2000           |
| 2,034                                                      | 1,894            | 34,331             | 1,341                 | 105                            | 14,360                | 21,444          | Q2                |
| 1,841                                                      | 1,617            | 34,134             | 1,532                 | 105                            | 13,738                | 22,039          | Q3                |
| 1,940                                                      | 1,734            | 36,218             | 1,476                 | 105                            | 14,037                | 20,538          | Q4                |
| 581                                                        | 553              | 11,126             | 446                   | 35                             | 4,601                 | 21,101          | Jan. 2000         |
| 662                                                        | 630              | 11,577             | 449                   | 35                             | 4,724                 | 20,978          | Feb.              |
| 718                                                        | 668              | 11,756             | 442                   | 35                             | 4,772                 | 22,411          | Mar.              |
| 689                                                        | 677              | 11,329             | 436                   | 35                             | 4,986                 | 21,127          | Apr.              |
| 645                                                        | 591              | 10,784             | 433                   | 35                             | 4,649                 | 21,488          | May.              |
| 700                                                        | 626              | 12,218             | 472                   | 35                             | 4,725                 | 21,444          | Jun.              |
| 642                                                        | 568              | 11,655             | 501                   | 35                             | 4,760                 | 20,785          | Jul.              |
| 622                                                        | 516              | 10,613             | 501                   | 35                             | 4,298                 | 21,324          | Aug.              |
| 577                                                        | 533              | 11,866             | 530                   | 35                             | 4,680                 | 22,039          | Sep.              |
| 678                                                        | 595              | 12,184             | 476                   | 35                             | 4,710                 | 21,736          | Oct.              |
| 674                                                        | 594              | 12,430             | 493                   | 35                             | 4,833                 | 21,240          | Nov.              |
| 588                                                        | 545              | 11,604             | 507                   | 35                             | 4,494                 | 20,538          | Dec.              |

## 塩化ビニル樹脂(軟質用) Vinyl chloride resins (for Plasticization)

| 年 月      | 消費計<br>Consumption<br>Total | 生 産 品 目 別 消 費               |             |                               |                                      |                                                    |
|----------|-----------------------------|-----------------------------|-------------|-------------------------------|--------------------------------------|----------------------------------------------------|
|          |                             | フィルム・シート<br>film and sheets | 板<br>plates | 合成皮革<br>synthetic<br>leathers | パイプ・継手<br>pipes and<br>pipe fittings | 機械器具部品<br>for machine tools<br>and equipment parts |
| 平成 8年    | 437,871                     | 252,486                     | 1,237       | 38,537                        | -                                    | 19,960                                             |
| 9年       | 438,702                     | 255,165                     | 1,156       | 37,382                        | -                                    | 19,661                                             |
| 10年      | 377,330                     | 216,429                     | 890         | 32,457                        | -                                    | 18,076                                             |
| 11年      | 362,029                     | 208,501                     | 788         | 30,912                        | -                                    | 15,007                                             |
| 12年      | 354,414                     | 199,636                     | 748         | 30,425                        | -                                    | 12,893                                             |
| 平成 10年度  | 366,893                     | 209,920                     | 883         | 31,505                        | -                                    | 17,440                                             |
| 11年度     | 361,691                     | 207,669                     | 720         | 30,922                        | -                                    | 14,406                                             |
| 12年 1~3月 | 89,449                      | 49,793                      | 190         | 7,935                         | -                                    | 3,339                                              |
| 4~6月     | 88,690                      | 50,143                      | 180         | 7,684                         | -                                    | 3,281                                              |
| 7~9月     | 86,347                      | 48,896                      | 175         | 7,546                         | -                                    | 3,132                                              |
| 10~12月   | 89,928                      | 50,804                      | 203         | 7,260                         | -                                    | 3,141                                              |
| 12年 1月   | 27,972                      | 15,859                      | 54          | 2,368                         | -                                    | 1,030                                              |
| 2        | 29,944                      | 16,467                      | 66          | 2,664                         | -                                    | 1,073                                              |
| 3        | 31,533                      | 17,467                      | 70          | 2,903                         | -                                    | 1,236                                              |
| 4        | 29,879                      | 16,726                      | 62          | 2,729                         | -                                    | 1,187                                              |
| 5        | 27,901                      | 15,765                      | 61          | 2,457                         | -                                    | 1,013                                              |
| 6        | 30,910                      | 17,652                      | 57          | 2,498                         | -                                    | 1,081                                              |
| 7        | 30,160                      | 17,237                      | 66          | 2,677                         | -                                    | 1,098                                              |
| 8        | 26,159                      | 14,455                      | 48          | 2,370                         | -                                    | 1,033                                              |
| 9        | 30,028                      | 17,204                      | 61          | 2,499                         | -                                    | 1,001                                              |
| 10       | 30,665                      | 17,636                      | 69          | 2,400                         | -                                    | 1,070                                              |
| 11       | 30,904                      | 17,557                      | 63          | 2,477                         | -                                    | 1,085                                              |
| 12       | 28,359                      | 15,611                      | 71          | 2,383                         | -                                    | 986                                                |

## 塩化ビニル樹脂(硬質用) Vinyl chloride resins (for Regid plastic)

| 年 月      | 消費計<br>Consumption<br>Total | 生 産 品 目 別 消 費               |             |                               |                                      |                                                    |
|----------|-----------------------------|-----------------------------|-------------|-------------------------------|--------------------------------------|----------------------------------------------------|
|          |                             | フィルム・シート<br>film and sheets | 板<br>plates | 合成皮革<br>synthetic<br>leathers | パイプ・継手<br>pipes and<br>pipe fittings | 機械器具部品<br>for machine tools<br>and equipment parts |
| 平成 8年    | 845,038                     | 77,498                      | 69,660      | -                             | 549,232                              | 5,370                                              |
| 9年       | 835,381                     | 75,435                      | 67,399      | -                             | 548,503                              | 5,953                                              |
| 10年      | 748,767                     | 65,877                      | 57,715      | -                             | 506,983                              | 5,247                                              |
| 11年      | 763,856                     | 63,948                      | 52,643      | -                             | 531,337                              | 5,067                                              |
| 12年      | 743,542                     | 63,150                      | 49,061      | -                             | 520,478                              | 5,213                                              |
| 平成 10年度  | 743,995                     | 64,051                      | 56,000      | -                             | 507,338                              | 5,143                                              |
| 11年度     | 759,595                     | 64,632                      | 51,135      | -                             | 528,906                              | 5,060                                              |
| 12年 1~3月 | 181,180                     | 15,823                      | 11,021      | -                             | 127,591                              | 1,127                                              |
| 4~6月     | 165,429                     | 15,772                      | 13,461      | -                             | 108,175                              | 1,358                                              |
| 7~9月     | 192,454                     | 15,445                      | 12,491      | -                             | 136,841                              | 1,308                                              |
| 10~12月   | 204,479                     | 16,110                      | 12,088      | -                             | 147,871                              | 1,420                                              |
| 12年 1月   | 58,681                      | 4,978                       | 3,691       | -                             | 40,990                               | 341                                                |
| 2        | 59,447                      | 5,399                       | 3,540       | -                             | 41,704                               | 401                                                |
| 3        | 63,052                      | 5,446                       | 3,790       | -                             | 44,897                               | 385                                                |
| 4        | 52,755                      | 5,456                       | 4,287       | -                             | 33,558                               | 477                                                |
| 5        | 52,632                      | 5,029                       | 4,104       | -                             | 34,514                               | 453                                                |
| 6        | 60,042                      | 5,287                       | 5,070       | -                             | 40,103                               | 428                                                |
| 7        | 63,322                      | 5,263                       | 4,374       | -                             | 44,146                               | 460                                                |
| 8        | 56,012                      | 4,684                       | 3,851       | -                             | 38,749                               | 396                                                |
| 9        | 73,120                      | 5,498                       | 4,266       | -                             | 53,946                               | 452                                                |
| 10       | 70,345                      | 5,424                       | 3,834       | -                             | 51,437                               | 462                                                |
| 11       | 69,812                      | 5,532                       | 4,097       | -                             | 50,375                               | 471                                                |
| 12       | 64,322                      | 5,154                       | 4,157       | -                             | 46,059                               | 487                                                |

消費・在庫統計  
statistics by Raw material

(単位：t) (Unit:t)

| 内 訳 Consumption items by the products                      |                  |                    |                       |                                |                       | 在庫<br>Inventory | Year and<br>Month |
|------------------------------------------------------------|------------------|--------------------|-----------------------|--------------------------------|-----------------------|-----------------|-------------------|
| 日用品・雑貨<br>for daily necessities<br>and miscellaneous goods | 容器<br>containers | 建材<br>for building | 発泡製品<br>foam products | 強化製品<br>reinforced<br>products | その他<br>Other products |                 |                   |
| 7,535                                                      | 3,986            | 83,912             | 518                   | -                              | 29,700                | 7,494           | C. Y. 1996        |
| 7,185                                                      | 4,434            | 82,790             | 514                   | -                              | 30,415                | 7,710           | C. Y. 1997        |
| 5,806                                                      | 4,476            | 72,323             | 416                   | -                              | 26,457                | 6,822           | C. Y. 1998        |
| 5,488                                                      | 4,568            | 69,936             | 398                   | -                              | 26,431                | 8,530           | C. Y. 1999        |
| 5,057                                                      | 4,623            | 74,039             | 338                   | -                              | 26,655                | 11,444          | C. Y. 2000        |
| 5,701                                                      | 4,351            | 70,689             | 416                   | -                              | 25,988                | 6,425           | F. Y. 1998        |
| 5,343                                                      | 4,785            | 70,493             | 407                   | -                              | 26,946                | 12,158          | F. Y. 1999        |
| 1,262                                                      | 1,206            | 18,972             | 103                   | -                              | 6,649                 | 12,158          | Q1 2000           |
| 1,332                                                      | 1,305            | 17,636             | 81                    | -                              | 7,048                 | 12,594          | Q2                |
| 1,171                                                      | 1,031            | 17,782             | 76                    | -                              | 6,538                 | 12,544          | Q3                |
| 1,292                                                      | 1,081            | 19,649             | 78                    | -                              | 6,420                 | 11,444          | Q4                |
| 379                                                        | 344              | 5,691              | 36                    | -                              | 2,211                 | 11,572          | Jan. 2000         |
| 424                                                        | 409              | 6,607              | 36                    | -                              | 2,198                 | 11,816          | Feb.              |
| 459                                                        | 453              | 6,674              | 31                    | -                              | 2,240                 | 12,158          | Mar.              |
| 448                                                        | 453              | 5,833              | 28                    | -                              | 2,413                 | 11,419          | Apr.              |
| 426                                                        | 431              | 5,499              | 19                    | -                              | 2,230                 | 12,668          | May.              |
| 458                                                        | 421              | 6,304              | 34                    | -                              | 2,405                 | 12,594          | Jun.              |
| 408                                                        | 370              | 5,959              | 19                    | -                              | 2,326                 | 11,943          | Jul.              |
| 415                                                        | 326              | 5,442              | 30                    | -                              | 2,040                 | 12,103          | Aug.              |
| 348                                                        | 335              | 6,381              | 27                    | -                              | 2,172                 | 12,544          | Sep.              |
| 442                                                        | 371              | 6,476              | 25                    | -                              | 2,176                 | 12,477          | Oct.              |
| 441                                                        | 368              | 6,711              | 28                    | -                              | 2,174                 | 12,553          | Nov.              |
| 409                                                        | 342              | 6,462              | 25                    | -                              | 2,070                 | 11,444          | Dec.              |

(単位：t) (Unit:t)

| 内 訳 Consumption items by the products                      |                  |                    |                       |                                |                       | 在庫<br>Inventory | Year and<br>Month |
|------------------------------------------------------------|------------------|--------------------|-----------------------|--------------------------------|-----------------------|-----------------|-------------------|
| 日用品・雑貨<br>for daily necessities<br>and miscellaneous goods | 容器<br>containers | 建材<br>for building | 発泡製品<br>foam products | 強化製品<br>reinforced<br>products | その他<br>Other products |                 |                   |
| 9,054                                                      | 4,105            | 78,659             | 4,479                 | 748                            | 46,233                | 10,528          | C. Y. 1996        |
| 7,432                                                      | 3,578            | 77,886             | 4,264                 | 583                            | 44,348                | 9,595           | C. Y. 1997        |
| 5,463                                                      | 2,802            | 65,074             | 5,519                 | 485                            | 33,602                | 9,721           | C. Y. 1998        |
| 3,730                                                      | 2,339            | 67,729             | 5,514                 | 445                            | 31,104                | 10,953          | C. Y. 1999        |
| 2,719                                                      | 2,473            | 65,103             | 5,348                 | 420                            | 29,577                | 9,094           | C. Y. 2000        |
| 4,868                                                      | 2,597            | 65,528             | 5,910                 | 458                            | 32,102                | 9,322           | F. Y. 1998        |
| 3,420                                                      | 2,399            | 67,490             | 5,398                 | 434                            | 30,721                | 10,253          | F. Y. 1999        |
| 699                                                        | 645              | 15,487             | 1,234                 | 105                            | 7,448                 | 10,253          | Q1 2000           |
| 702                                                        | 589              | 16,695             | 1,260                 | 105                            | 7,312                 | 8,850           | Q2                |
| 670                                                        | 586              | 16,352             | 1,456                 | 105                            | 7,200                 | 9,495           | Q3                |
| 648                                                        | 653              | 16,569             | 1,398                 | 105                            | 7,617                 | 9,094           | Q4                |
| 202                                                        | 209              | 5,435              | 410                   | 35                             | 2,390                 | 9,529           | Jan. 2000         |
| 238                                                        | 221              | 4,970              | 413                   | 35                             | 2,526                 | 9,162           | Feb.              |
| 259                                                        | 215              | 5,082              | 411                   | 35                             | 2,532                 | 10,253          | Mar.              |
| 241                                                        | 224              | 5,496              | 408                   | 35                             | 2,573                 | 9,708           | Apr.              |
| 219                                                        | 160              | 5,285              | 414                   | 35                             | 2,419                 | 8,820           | May.              |
| 242                                                        | 205              | 5,914              | 438                   | 35                             | 2,320                 | 8,850           | Jun.              |
| 234                                                        | 198              | 5,696              | 482                   | 35                             | 2,434                 | 8,842           | Jul.              |
| 207                                                        | 190              | 5,171              | 471                   | 35                             | 2,258                 | 9,221           | Aug.              |
| 229                                                        | 198              | 5,485              | 503                   | 35                             | 2,508                 | 9,495           | Sep.              |
| 236                                                        | 224              | 5,708              | 451                   | 35                             | 2,534                 | 9,259           | Oct.              |
| 233                                                        | 226              | 5,719              | 465                   | 35                             | 2,659                 | 8,687           | Nov.              |
| 179                                                        | 203              | 5,142              | 482                   | 35                             | 2,424                 | 9,094           | Dec.              |

## 塩化ビニル・コンパウンド Vinyl chloride compound

| 年 月      | 消費計<br>Consumption<br>Total | 生 産 品 目 別 消 費               |             |                               |                                      |                                                    |
|----------|-----------------------------|-----------------------------|-------------|-------------------------------|--------------------------------------|----------------------------------------------------|
|          |                             | フィルム・シート<br>film and sheets | 板<br>plates | 合成皮革<br>synthetic<br>leathers | パイプ・継手<br>pipes and<br>pipe fittings | 機械器具部品<br>for machine tools<br>and equipment parts |
| 平成 8年    | 188,448                     | 4,531                       | 1,064       | 1,293                         | 108,280                              | 14,293                                             |
| 9年       | 191,122                     | 3,965                       | 1,067       | 211                           | 111,456                              | 14,698                                             |
| 10年      | 168,432                     | 3,325                       | 903         | 187                           | 100,636                              | 13,101                                             |
| 11年      | 172,776                     | 3,550                       | 875         | 969                           | 103,291                              | 14,294                                             |
| 12年      | 167,143                     | 3,041                       | 777         | 1,149                         | 96,300                               | 15,416                                             |
| 平成 10年度  | 169,240                     | 3,456                       | 910         | 390                           | 101,194                              | 13,311                                             |
| 11年度     | 169,341                     | 3,487                       | 865         | 957                           | 99,656                               | 14,700                                             |
| 12年 1～3月 | 41,534                      | 988                         | 146         | 239                           | 23,786                               | 4,001                                              |
| 4～6月     | 36,350                      | 798                         | 161         | 335                           | 18,253                               | 3,854                                              |
| 7～9月     | 42,462                      | 783                         | 192         | 296                           | 24,761                               | 3,723                                              |
| 10～12月   | 46,797                      | 472                         | 278         | 279                           | 29,500                               | 3,838                                              |
| 12年 1月   | 12,654                      | 372                         | 60          | 37                            | 6,980                                | 1,231                                              |
| 2        | 14,465                      | 289                         | 33          | 54                            | 8,658                                | 1,327                                              |
| 3        | 14,415                      | 327                         | 53          | 148                           | 8,148                                | 1,443                                              |
| 4        | 12,203                      | 283                         | 25          | 124                           | 6,050                                | 1,284                                              |
| 5        | 11,351                      | 259                         | 71          | 103                           | 5,467                                | 1,194                                              |
| 6        | 12,796                      | 256                         | 65          | 108                           | 6,736                                | 1,376                                              |
| 7        | 14,185                      | 260                         | 80          | 107                           | 8,182                                | 1,302                                              |
| 8        | 12,353                      | 260                         | 50          | 96                            | 6,632                                | 1,142                                              |
| 9        | 15,924                      | 263                         | 62          | 93                            | 9,947                                | 1,279                                              |
| 10       | 15,925                      | 290                         | 70          | 89                            | 9,904                                | 1,312                                              |
| 11       | 16,241                      | 93                          | 132         | 85                            | 10,587                               | 1,283                                              |
| 12       | 14,631                      | 89                          | 76          | 105                           | 9,009                                | 1,243                                              |

## メタクリル樹脂 (成形材料) Methacrylic Resins (moulding material)

| 年 月      | 消費計<br>Consumption<br>Total | 生 産 品 目 別 消 費               |             |                               |                                      |                                                    |
|----------|-----------------------------|-----------------------------|-------------|-------------------------------|--------------------------------------|----------------------------------------------------|
|          |                             | フィルム・シート<br>film and sheets | 板<br>plates | 合成皮革<br>synthetic<br>leathers | パイプ・継手<br>pipes and<br>pipe fittings | 機械器具部品<br>for machine tools<br>and equipment parts |
| 平成 8年    | 46,551                      | -                           | 20,924      | -                             | 116                                  | 15,660                                             |
| 9年       | 46,984                      | -                           | 22,430      | -                             | 115                                  | 15,999                                             |
| 10年      | 35,176                      | -                           | 17,075      | -                             | 95                                   | 13,561                                             |
| 11年      | 37,185                      | -                           | 18,650      | -                             | 94                                   | 13,465                                             |
| 12年      | 34,059                      | -                           | 14,834      | -                             | 109                                  | 14,687                                             |
| 平成 10年度  | 35,838                      | -                           | 17,877      | -                             | 95                                   | 13,309                                             |
| 11年度     | 36,380                      | -                           | 17,748      | -                             | 94                                   | 13,489                                             |
| 12年 1～3月 | 8,557                       | -                           | 3,745       | -                             | 24                                   | 3,373                                              |
| 4～6月     | 8,351                       | -                           | 3,766       | -                             | 26                                   | 3,446                                              |
| 7～9月     | 8,521                       | -                           | 3,706       | -                             | 30                                   | 3,986                                              |
| 10～12月   | 8,630                       | -                           | 3,617       | -                             | 29                                   | 3,882                                              |
| 12年 1月   | 2,794                       | -                           | 1,350       | -                             | 8                                    | 992                                                |
| 2        | 3,115                       | -                           | 1,395       | -                             | 8                                    | 1,141                                              |
| 3        | 2,648                       | -                           | 1,000       | -                             | 8                                    | 1,240                                              |
| 4        | 2,622                       | -                           | 1,142       | -                             | 8                                    | 1,124                                              |
| 5        | 2,717                       | -                           | 1,264       | -                             | 8                                    | 1,107                                              |
| 6        | 3,012                       | -                           | 1,360       | -                             | 10                                   | 1,215                                              |
| 7        | 2,801                       | -                           | 1,197       | -                             | 10                                   | 1,388                                              |
| 8        | 2,787                       | -                           | 1,203       | -                             | 10                                   | 1,338                                              |
| 9        | 2,933                       | -                           | 1,306       | -                             | 10                                   | 1,260                                              |
| 10       | 3,347                       | -                           | 1,492       | -                             | 10                                   | 1,364                                              |
| 11       | 2,474                       | -                           | 893         | -                             | 11                                   | 1,259                                              |
| 12       | 2,809                       | -                           | 1,232       | -                             | 8                                    | 1,259                                              |



消費・在庫統計  
statistics by Raw material

(単位：t) (Unit:t)

| 内 訳 Consumption items by the products                      |                  |                    |                       |                                |                       | 在庫<br>Inventory | Year and<br>Month |
|------------------------------------------------------------|------------------|--------------------|-----------------------|--------------------------------|-----------------------|-----------------|-------------------|
| 日用品・雑貨<br>for daily necessities<br>and miscellaneous goods | 容器<br>containers | 建材<br>for building | 発泡製品<br>foam products | 強化製品<br>reinforced<br>products | その他<br>Other products |                 |                   |
| 4,778                                                      | 5,120            | 15,284             | 2,228                 | -                              | 31,577                | 4,858           | C. Y. 1996        |
| 4,150                                                      | 5,451            | 16,123             | 2,599                 | -                              | 31,402                | 5,694           | C. Y. 1997        |
| 2,937                                                      | 5,195            | 12,891             | 2,791                 | -                              | 26,466                | 6,356           | C. Y. 1998        |
| 2,569                                                      | 4,049            | 13,704             | 3,082                 | -                              | 26,393                | 7,174           | C. Y. 1999        |
| 2,370                                                      | 3,483            | 14,609             | 2,079                 | -                              | 27,919                | 7,083           | C. Y. 2000        |
| 2,920                                                      | 4,872            | 12,888             | 3,009                 | -                              | 26,290                | 6,694           | F. Y. 1998        |
| 2,407                                                      | 3,923            | 13,981             | 3,040                 | -                              | 26,325                | 6,135           | F. Y. 1999        |
| 592                                                        | 882              | 3,480              | 766                   | -                              | 6,654                 | 6,135           | Q1 2000           |
| 628                                                        | 872              | 3,532              | 736                   | -                              | 7,181                 | 6,605           | Q2                |
| 574                                                        | 866              | 3,962              | 279                   | -                              | 7,026                 | 6,272           | Q3                |
| 576                                                        | 863              | 3,635              | 298                   | -                              | 7,058                 | 7,083           | Q4                |
| 186                                                        | 302              | 1,149              | 211                   | -                              | 2,126                 | 5,882           | Jan. 2000         |
| 199                                                        | 288              | 1,136              | 287                   | -                              | 2,194                 | 6,061           | Feb.              |
| 207                                                        | 292              | 1,195              | 268                   | -                              | 2,334                 | 6,135           | Mar.              |
| 217                                                        | 294              | 1,129              | 284                   | -                              | 2,513                 | 6,000           | Apr.              |
| 201                                                        | 290              | 1,144              | 226                   | -                              | 2,396                 | 6,027           | May.              |
| 210                                                        | 288              | 1,259              | 226                   | -                              | 2,272                 | 6,605           | Jun.              |
| 199                                                        | 288              | 1,317              | 78                    | -                              | 2,372                 | 6,213           | Jul.              |
| 183                                                        | 289              | 1,285              | 76                    | -                              | 2,340                 | 6,048           | Aug.              |
| 192                                                        | 289              | 1,360              | 125                   | -                              | 2,314                 | 6,272           | Sep.              |
| 191                                                        | 288              | 1,297              | 149                   | -                              | 2,335                 | 6,651           | Oct.              |
| 195                                                        | 286              | 1,186              | 66                    | -                              | 2,328                 | 6,805           | Nov.              |
| 190                                                        | 289              | 1,152              | 83                    | -                              | 2,395                 | 7,083           | Dec.              |

(単位：t) (Unit:t)

| 内 訳 Consumption items by the products                      |                  |                    |                       |                                |                       | 在庫<br>Inventory | Year and<br>Month |
|------------------------------------------------------------|------------------|--------------------|-----------------------|--------------------------------|-----------------------|-----------------|-------------------|
| 日用品・雑貨<br>for daily necessities<br>and miscellaneous goods | 容器<br>containers | 建材<br>for building | 発泡製品<br>foam products | 強化製品<br>reinforced<br>products | その他<br>Other products |                 |                   |
| 1,285                                                      | -                | -                  | -                     | 1,154                          | 7,412                 | 992             | C. Y. 1996        |
| 1,255                                                      | -                | -                  | -                     | 97                             | 7,088                 | 834             | C. Y. 1997        |
| 731                                                        | -                | -                  | -                     | 91                             | 3,623                 | 621             | C. Y. 1998        |
| 657                                                        | -                | -                  | -                     | 65                             | 4,254                 | 709             | C. Y. 1999        |
| 519                                                        | -                | -                  | -                     | -                              | 3,910                 | 842             | C. Y. 2000        |
| 655                                                        | -                | -                  | -                     | 88                             | 3,814                 | 596             | F. Y. 1998        |
| 639                                                        | -                | -                  | -                     | 42                             | 4,368                 | 709             | F. Y. 1999        |
| 138                                                        | -                | -                  | -                     | -                              | 1,277                 | 709             | Q1 2000           |
| 130                                                        | -                | -                  | -                     | -                              | 983                   | 663             | Q2                |
| 129                                                        | -                | -                  | -                     | -                              | 670                   | 769             | Q3                |
| 122                                                        | -                | -                  | -                     | -                              | 980                   | 842             | Q4                |
| 39                                                         | -                | -                  | -                     | -                              | 405                   | 829             | Jan. 2000         |
| 52                                                         | -                | -                  | -                     | -                              | 519                   | 800             | Feb.              |
| 47                                                         | -                | -                  | -                     | -                              | 353                   | 709             | Mar.              |
| 46                                                         | -                | -                  | -                     | -                              | 302                   | 720             | Apr.              |
| 48                                                         | -                | -                  | -                     | -                              | 290                   | 667             | May.              |
| 36                                                         | -                | -                  | -                     | -                              | 391                   | 663             | Jun.              |
| 43                                                         | -                | -                  | -                     | -                              | 163                   | 714             | Jul.              |
| 41                                                         | -                | -                  | -                     | -                              | 195                   | 727             | Aug.              |
| 45                                                         | -                | -                  | -                     | -                              | 312                   | 769             | Sep.              |
| 41                                                         | -                | -                  | -                     | -                              | 440                   | 776             | Oct.              |
| 40                                                         | -                | -                  | -                     | -                              | 271                   | 1,011           | Nov.              |
| 41                                                         | -                | -                  | -                     | -                              | 269                   | 842             | Dec.              |

2. 原材料樹脂別  
 2. Consumption and Inventory

## 不飽和ポリエステル樹脂 Unsaturated polyester

| 年 月      | 消費計<br>Consumption<br>Total | 生 産 品 目 別 消 費               |             |                               |                                      |                                                    |
|----------|-----------------------------|-----------------------------|-------------|-------------------------------|--------------------------------------|----------------------------------------------------|
|          |                             | フィルム・シート<br>film and sheets | 板<br>plates | 合成皮革<br>synthetic<br>leathers | パイプ・継手<br>pipes and<br>pipe fittings | 機械器具部品<br>for machine tools<br>and equipment parts |
| 平成 8年    | 83,824                      | -                           | -           | -                             | 5,058                                | 5,460                                              |
| 9年       | 85,278                      | -                           | -           | -                             | 4,860                                | 6,078                                              |
| 10年      | 74,191                      | -                           | -           | -                             | 4,608                                | 5,412                                              |
| 11年      | 70,378                      | -                           | -           | -                             | 5,201                                | 4,856                                              |
| 12年      | 62,417                      | -                           | -           | -                             | 5,293                                | 4,883                                              |
| 平成 10年度  | 72,942                      | -                           | -           | -                             | 4,876                                | 5,057                                              |
| 11年度     | 68,926                      | -                           | -           | -                             | 5,380                                | 4,886                                              |
| 12年 1～3月 | 16,206                      | -                           | -           | -                             | 1,322                                | 1,179                                              |
| 4～6月     | 15,956                      | -                           | -           | -                             | 1,283                                | 1,300                                              |
| 7～9月     | 15,747                      | -                           | -           | -                             | 1,273                                | 1,200                                              |
| 10～12月   | 14,508                      | -                           | -           | -                             | 1,415                                | 1,204                                              |
| 12年 1月   | 5,356                       | -                           | -           | -                             | 514                                  | 330                                                |
| 2        | 5,349                       | -                           | -           | -                             | 348                                  | 420                                                |
| 3        | 5,501                       | -                           | -           | -                             | 460                                  | 429                                                |
| 4        | 5,149                       | -                           | -           | -                             | 426                                  | 422                                                |
| 5        | 5,145                       | -                           | -           | -                             | 431                                  | 386                                                |
| 6        | 5,662                       | -                           | -           | -                             | 426                                  | 492                                                |
| 7        | 5,537                       | -                           | -           | -                             | 380                                  | 419                                                |
| 8        | 5,185                       | -                           | -           | -                             | 387                                  | 368                                                |
| 9        | 5,025                       | -                           | -           | -                             | 506                                  | 413                                                |
| 10       | 4,770                       | -                           | -           | -                             | 451                                  | 427                                                |
| 11       | 4,906                       | -                           | -           | -                             | 472                                  | 403                                                |
| 12       | 4,832                       | -                           | -           | -                             | 492                                  | 374                                                |

## フェノール樹脂 (成形材料) Phenol-formaldehyde (moulding material)

| 年 月      | 消費計<br>Consumption<br>Total | 生 産 品 目 別 消 費               |             |                               |                                      |                                                    |
|----------|-----------------------------|-----------------------------|-------------|-------------------------------|--------------------------------------|----------------------------------------------------|
|          |                             | フィルム・シート<br>film and sheets | 板<br>plates | 合成皮革<br>synthetic<br>leathers | パイプ・継手<br>pipes and<br>pipe fittings | 機械器具部品<br>for machine tools<br>and equipment parts |
| 平成 8年    | 25,334                      | -                           | 5,406       | -                             | 59                                   | 15,694                                             |
| 9年       | 23,757                      | -                           | 5,552       | -                             | 49                                   | 14,001                                             |
| 10年      | 23,137                      | -                           | 5,591       | -                             | 48                                   | 13,148                                             |
| 11年      | 22,091                      | -                           | 6,218       | -                             | 28                                   | 11,721                                             |
| 12年      | 22,514                      | -                           | 6,747       | -                             | 48                                   | 11,702                                             |
| 平成 10年度  | 23,271                      | -                           | 6,050       | -                             | 42                                   | 12,723                                             |
| 11年度     | 21,881                      | -                           | 6,192       | -                             | 38                                   | 11,617                                             |
| 12年 1～3月 | 5,365                       | -                           | 1,436       | -                             | 16                                   | 2,912                                              |
| 4～6月     | 5,435                       | -                           | 1,597       | -                             | 6                                    | 2,823                                              |
| 7～9月     | 5,717                       | -                           | 1,840       | -                             | 10                                   | 2,864                                              |
| 10～12月   | 5,997                       | -                           | 1,874       | -                             | 16                                   | 3,103                                              |
| 12年 1月   | 1,706                       | -                           | 471         | -                             | 2                                    | 898                                                |
| 2        | 1,764                       | -                           | 471         | -                             | 7                                    | 953                                                |
| 3        | 1,895                       | -                           | 494         | -                             | 7                                    | 1,061                                              |
| 4        | 1,736                       | -                           | 446         | -                             | 2                                    | 953                                                |
| 5        | 1,892                       | -                           | 631         | -                             | 2                                    | 922                                                |
| 6        | 1,807                       | -                           | 520         | -                             | 2                                    | 948                                                |
| 7        | 1,852                       | -                           | 572         | -                             | 3                                    | 943                                                |
| 8        | 1,906                       | -                           | 681         | -                             | 3                                    | 889                                                |
| 9        | 1,959                       | -                           | 587         | -                             | 4                                    | 1,032                                              |
| 10       | 2,005                       | -                           | 617         | -                             | 5                                    | 1,049                                              |
| 11       | 1,998                       | -                           | 618         | -                             | 6                                    | 1,038                                              |
| 12       | 1,994                       | -                           | 639         | -                             | 5                                    | 1,016                                              |

消費・在庫統計  
statistics by Raw material

(単位：t) (Unit:t)

| 内 訳 Consumption items by the products                      |                  |                    |                       |                                |                       | 在庫<br>Inventory | Year and<br>Month |
|------------------------------------------------------------|------------------|--------------------|-----------------------|--------------------------------|-----------------------|-----------------|-------------------|
| 日用品・雑貨<br>for daily necessities<br>and miscellaneous goods | 容器<br>containers | 建材<br>for building | 発泡製品<br>foam products | 強化製品<br>reinforced<br>products | その他<br>Other products |                 |                   |
| 2,700                                                      | 435              | 232                | 397                   | 66,560                         | 2,982                 | 1,440           | C. Y. 1996        |
| 2,798                                                      | 506              | 62                 | 409                   | 67,323                         | 3,242                 | 1,184           | C. Y. 1997        |
| 1,325                                                      | 690              | 25                 | 441                   | 58,844                         | 2,846                 | 1,048           | C. Y. 1998        |
| 231                                                        | 774              | -                  | 324                   | 56,667                         | 2,325                 | 1,277           | C. Y. 1999        |
| 266                                                        | 884              | -                  | 324                   | 48,416                         | 2,351                 | 1,241           | C. Y. 2000        |
| 819                                                        | 698              | 9                  | 402                   | 58,450                         | 2,631                 | 990             | F. Y. 1998        |
| 237                                                        | 744              | -                  | 324                   | 55,031                         | 2,324                 | 1,164           | F. Y. 1999        |
| 72                                                         | 143              | -                  | 81                    | 12,861                         | 548                   | 1,164           | Q1 2000           |
| 63                                                         | 282              | -                  | 81                    | 12,319                         | 628                   | 1,121           | Q2                |
| 63                                                         | 249              | -                  | 81                    | 12,288                         | 593                   | 1,191           | Q3                |
| 68                                                         | 210              | -                  | 81                    | 10,948                         | 582                   | 1,241           | Q4                |
| 21                                                         | 44               | -                  | 27                    | 4,229                          | 191                   | 1,218           | Jan. 2000         |
| 30                                                         | 46               | -                  | 27                    | 4,304                          | 174                   | 1,153           | Feb.              |
| 21                                                         | 53               | -                  | 27                    | 4,328                          | 183                   | 1,164           | Mar.              |
| 20                                                         | 74               | -                  | 27                    | 3,983                          | 197                   | 1,124           | Apr.              |
| 19                                                         | 114              | -                  | 27                    | 3,943                          | 225                   | 1,085           | May.              |
| 24                                                         | 94               | -                  | 27                    | 4,393                          | 206                   | 1,121           | Jun.              |
| 25                                                         | 91               | -                  | 27                    | 4,380                          | 215                   | 1,103           | Jul.              |
| 22                                                         | 86               | -                  | 27                    | 4,103                          | 192                   | 1,153           | Aug.              |
| 16                                                         | 72               | -                  | 27                    | 3,805                          | 186                   | 1,191           | Sep.              |
| 22                                                         | 60               | -                  | 27                    | 3,601                          | 182                   | 1,082           | Oct.              |
| 24                                                         | 67               | -                  | 27                    | 3,717                          | 196                   | 1,137           | Nov.              |
| 22                                                         | 83               | -                  | 27                    | 3,630                          | 204                   | 1,241           | Dec.              |

(単位：t) (Unit:t)

| 内 訳 Consumption items by the products                      |                  |                    |                       |                                |                       | 在庫<br>Inventory | Year and<br>Month |
|------------------------------------------------------------|------------------|--------------------|-----------------------|--------------------------------|-----------------------|-----------------|-------------------|
| 日用品・雑貨<br>for daily necessities<br>and miscellaneous goods | 容器<br>containers | 建材<br>for building | 発泡製品<br>foam products | 強化製品<br>reinforced<br>products | その他<br>Other products |                 |                   |
| 223                                                        | -                | -                  | 37                    | 3,824                          | 91                    | 317             | C. Y. 1996        |
| 175                                                        | -                | -                  | 21                    | 3,868                          | 91                    | 322             | C. Y. 1997        |
| 190                                                        | -                | -                  | 20                    | 4,056                          | 84                    | 287             | C. Y. 1998        |
| 160                                                        | -                | -                  | 22                    | 3,858                          | 84                    | 296             | C. Y. 1999        |
| 143                                                        | -                | -                  | 22                    | 3,768                          | 84                    | 294             | C. Y. 2000        |
| 185                                                        | -                | -                  | 21                    | 4,166                          | 84                    | 289             | F. Y. 1998        |
| 151                                                        | -                | -                  | 21                    | 3,778                          | 84                    | 278             | F. Y. 1999        |
| 35                                                         | -                | -                  | 3                     | 942                            | 21                    | 278             | Q1 2000           |
| 40                                                         | -                | -                  | 6                     | 942                            | 21                    | 271             | Q2                |
| 33                                                         | -                | -                  | 7                     | 942                            | 21                    | 277             | Q3                |
| 35                                                         | -                | -                  | 6                     | 942                            | 21                    | 294             | Q4                |
| 13                                                         | -                | -                  | 1                     | 314                            | 7                     | 280             | Jan. 2000         |
| 11                                                         | -                | -                  | 1                     | 314                            | 7                     | 292             | Feb.              |
| 11                                                         | -                | -                  | 1                     | 314                            | 7                     | 278             | Mar.              |
| 12                                                         | -                | -                  | 2                     | 314                            | 7                     | 270             | Apr.              |
| 14                                                         | -                | -                  | 2                     | 314                            | 7                     | 289             | May.              |
| 14                                                         | -                | -                  | 2                     | 314                            | 7                     | 271             | Jun.              |
| 11                                                         | -                | -                  | 2                     | 314                            | 7                     | 260             | Jul.              |
| 10                                                         | -                | -                  | 2                     | 314                            | 7                     | 270             | Aug.              |
| 12                                                         | -                | -                  | 3                     | 314                            | 7                     | 277             | Sep.              |
| 11                                                         | -                | -                  | 2                     | 314                            | 7                     | 282             | Oct.              |
| 13                                                         | -                | -                  | 2                     | 314                            | 7                     | 287             | Nov.              |
| 11                                                         | -                | -                  | 2                     | 314                            | 7                     | 294             | Dec.              |

## ユリア・メラミン樹脂（成形材料） Urea-formaldehyde &amp; Melamine-formaldehyde (moulding material)

| 年 月      | 消費計<br>Consumption<br>Total | 生 産 品 目 別 消 費               |             |                               |                                      |                                                    |
|----------|-----------------------------|-----------------------------|-------------|-------------------------------|--------------------------------------|----------------------------------------------------|
|          |                             | フィルム・シート<br>film and sheets | 板<br>plates | 合成皮革<br>synthetic<br>leathers | パイプ・継手<br>pipes and<br>pipe fittings | 機械器具部品<br>for machine tools<br>and equipment parts |
| 平成 8年    | 14,952                      | -                           | -           | -                             | 25                                   | 10,054                                             |
| 9年       | 14,654                      | -                           | -           | -                             | 24                                   | 9,800                                              |
| 10年      | 12,445                      | -                           | -           | -                             | 40                                   | 8,407                                              |
| 11年      | 11,623                      | -                           | -           | -                             | 23                                   | 7,859                                              |
| 12年      | 11,759                      | -                           | -           | -                             | 8                                    | 7,874                                              |
| 平成 10年度  | 11,979                      | -                           | -           | -                             | 38                                   | 8,066                                              |
| 11年度     | 11,717                      | -                           | -           | -                             | 23                                   | 7,955                                              |
| 12年 1～3月 | 2,824                       | -                           | -           | -                             | 6                                    | 1,868                                              |
| 4～6月     | 2,921                       | -                           | -           | -                             | 2                                    | 1,947                                              |
| 7～9月     | 2,949                       | -                           | -           | -                             | -                                    | 1,972                                              |
| 10～12月   | 3,065                       | -                           | -           | -                             | -                                    | 2,087                                              |
| 12年 1月   | 909                         | -                           | -           | -                             | 2                                    | 617                                                |
| 2        | 934                         | -                           | -           | -                             | 2                                    | 611                                                |
| 3        | 981                         | -                           | -           | -                             | 2                                    | 640                                                |
| 4        | 987                         | -                           | -           | -                             | 1                                    | 639                                                |
| 5        | 906                         | -                           | -           | -                             | 1                                    | 609                                                |
| 6        | 1,028                       | -                           | -           | -                             | -                                    | 699                                                |
| 7        | 998                         | -                           | -           | -                             | -                                    | 657                                                |
| 8        | 939                         | -                           | -           | -                             | -                                    | 623                                                |
| 9        | 1,012                       | -                           | -           | -                             | -                                    | 692                                                |
| 10       | 1,051                       | -                           | -           | -                             | -                                    | 718                                                |
| 11       | 1,042                       | -                           | -           | -                             | -                                    | 709                                                |
| 12       | 972                         | -                           | -           | -                             | -                                    | 660                                                |

## その他の樹脂 Other resins

| 年 月      | 消費計<br>Consumption<br>Total | 生 産 品 目 別 消 費               |             |                               |                                      |                                                    |
|----------|-----------------------------|-----------------------------|-------------|-------------------------------|--------------------------------------|----------------------------------------------------|
|          |                             | フィルム・シート<br>film and sheets | 板<br>plates | 合成皮革<br>synthetic<br>leathers | パイプ・継手<br>pipes and<br>pipe fittings | 機械器具部品<br>for machine tools<br>and equipment parts |
| 平成 8年    | 754,784                     | 347,210                     | 19,426      | 22,546                        | 3,906                                | 127,422                                            |
| 9年       | 818,379                     | 354,691                     | 18,118      | 20,747                        | 3,939                                | 144,225                                            |
| 10年      | 842,593                     | 350,032                     | 21,886      | 19,649                        | 3,435                                | 141,745                                            |
| 11年      | 888,956                     | 349,587                     | 26,149      | 22,511                        | 3,241                                | 150,613                                            |
| 12年      | 937,973                     | 363,374                     | 27,571      | 21,517                        | 3,976                                | 164,167                                            |
| 平成 10年度  | 854,595                     | 345,182                     | 23,147      | 20,685                        | 3,316                                | 144,220                                            |
| 11年度     | 902,029                     | 357,612                     | 25,850      | 22,912                        | 3,350                                | 152,633                                            |
| 12年 1～3月 | 223,900                     | 89,917                      | 5,644       | 5,803                         | 919                                  | 39,503                                             |
| 4～6月     | 238,047                     | 90,444                      | 7,314       | 5,762                         | 975                                  | 40,723                                             |
| 7～9月     | 244,664                     | 91,022                      | 7,625       | 5,130                         | 1,004                                | 41,337                                             |
| 10～12月   | 231,362                     | 91,991                      | 6,988       | 4,822                         | 1,078                                | 42,604                                             |
| 12年 1月   | 70,669                      | 30,471                      | 2,063       | 1,740                         | 324                                  | 12,103                                             |
| 2        | 72,729                      | 28,353                      | 1,804       | 1,996                         | 279                                  | 13,104                                             |
| 3        | 80,502                      | 31,093                      | 1,777       | 2,067                         | 316                                  | 14,296                                             |
| 4        | 78,511                      | 29,621                      | 2,065       | 1,819                         | 311                                  | 14,031                                             |
| 5        | 77,442                      | 30,286                      | 2,392       | 1,993                         | 311                                  | 12,634                                             |
| 6        | 82,094                      | 30,537                      | 2,857       | 1,950                         | 353                                  | 14,058                                             |
| 7        | 83,021                      | 30,927                      | 2,545       | 1,927                         | 301                                  | 14,209                                             |
| 8        | 79,298                      | 28,567                      | 2,444       | 1,576                         | 335                                  | 13,359                                             |
| 9        | 82,345                      | 31,528                      | 2,636       | 1,627                         | 368                                  | 13,769                                             |
| 10       | 80,669                      | 31,466                      | 2,561       | 1,710                         | 369                                  | 14,259                                             |
| 11       | 77,077                      | 31,273                      | 2,432       | 1,638                         | 323                                  | 14,313                                             |
| 12       | 73,616                      | 29,252                      | 1,995       | 1,474                         | 386                                  | 14,032                                             |

消費・在庫統計  
statistics by Raw material

(単位：t) (Unit:t)

| 内 訳 Consumption items by the products                      |                  |                    |                       |                                |                       | 在庫<br>Inventory | Year and<br>Month |
|------------------------------------------------------------|------------------|--------------------|-----------------------|--------------------------------|-----------------------|-----------------|-------------------|
| 日用品・雑貨<br>for daily necessities<br>and miscellaneous goods | 容器<br>containers | 建材<br>for building | 発泡製品<br>foam products | 強化製品<br>reinforced<br>products | その他<br>Other products |                 |                   |
| 4,491                                                      | -                | -                  | -                     | -                              | 382                   | 587             | C. Y. 1996        |
| 4,488                                                      | -                | -                  | -                     | -                              | 342                   | 495             | C. Y. 1997        |
| 3,746                                                      | -                | -                  | -                     | -                              | 252                   | 496             | C. Y. 1998        |
| 3,516                                                      | -                | -                  | -                     | -                              | 225                   | 466             | C. Y. 1999        |
| 3,638                                                      | -                | -                  | -                     | -                              | 239                   | 460             | C. Y. 2000        |
| 3,645                                                      | -                | -                  | -                     | -                              | 230                   | 442             | F. Y. 1998        |
| 3,506                                                      | -                | -                  | -                     | -                              | 233                   | 468             | F. Y. 1999        |
| 899                                                        | -                | -                  | -                     | -                              | 51                    | 468             | Q1 2000           |
| 915                                                        | -                | -                  | -                     | -                              | 57                    | 473             | Q2                |
| 912                                                        | -                | -                  | -                     | -                              | 65                    | 488             | Q3                |
| 912                                                        | -                | -                  | -                     | -                              | 66                    | 460             | Q4                |
| 271                                                        | -                | -                  | -                     | -                              | 19                    | 454             | Jan. 2000         |
| 304                                                        | -                | -                  | -                     | -                              | 17                    | 448             | Feb.              |
| 324                                                        | -                | -                  | -                     | -                              | 15                    | 468             | Mar.              |
| 329                                                        | -                | -                  | -                     | -                              | 18                    | 479             | Apr.              |
| 277                                                        | -                | -                  | -                     | -                              | 19                    | 491             | May.              |
| 309                                                        | -                | -                  | -                     | -                              | 20                    | 473             | Jun.              |
| 317                                                        | -                | -                  | -                     | -                              | 24                    | 483             | Jul.              |
| 299                                                        | -                | -                  | -                     | -                              | 17                    | 466             | Aug.              |
| 296                                                        | -                | -                  | -                     | -                              | 24                    | 488             | Sep.              |
| 311                                                        | -                | -                  | -                     | -                              | 22                    | 488             | Oct.              |
| 309                                                        | -                | -                  | -                     | -                              | 24                    | 450             | Nov.              |
| 292                                                        | -                | -                  | -                     | -                              | 20                    | 460             | Dec.              |

(単位：t) (Unit:t)

| 内 訳 Consumption items by the products                      |                  |                    |                       |                                |                       | 在庫<br>Inventory | Year and<br>Month |
|------------------------------------------------------------|------------------|--------------------|-----------------------|--------------------------------|-----------------------|-----------------|-------------------|
| 日用品・雑貨<br>for daily necessities<br>and miscellaneous goods | 容器<br>containers | 建材<br>for building | 発泡製品<br>foam products | 強化製品<br>reinforced<br>products | その他<br>Other products |                 |                   |
| 7,821                                                      | 141,328          | 1,817              | 36,418                | 971                            | 45,919                | 14,860          | C. Y. 1996        |
| 9,729                                                      | 175,147          | 2,022              | 36,375                | 1,040                          | 52,346                | 16,661          | C. Y. 1997        |
| 10,296                                                     | 211,501          | 1,750              | 32,602                | 786                            | 48,911                | 18,434          | C. Y. 1998        |
| 11,255                                                     | 241,338          | 1,821              | 32,403                | 754                            | 49,284                | 18,789          | C. Y. 1999        |
| 11,243                                                     | 261,519          | 1,937              | 31,144                | 716                            | 50,809                | 18,831          | C. Y. 2000        |
| 10,394                                                     | 224,916          | 1,751              | 32,035                | 785                            | 48,164                | 16,169          | F. Y. 1998        |
| 11,135                                                     | 243,126          | 1,876              | 32,747                | 736                            | 50,052                | 16,868          | F. Y. 1999        |
| 2,446                                                      | 58,887           | 481                | 7,882                 | 189                            | 12,229                | 16,868          | Q1 2000           |
| 2,978                                                      | 68,838           | 463                | 7,623                 | 185                            | 12,742                | 17,768          | Q2                |
| 2,783                                                      | 74,774           | 505                | 7,603                 | 152                            | 12,729                | 18,028          | Q3                |
| 3,036                                                      | 59,020           | 488                | 8,036                 | 190                            | 13,109                | 18,831          | Q4                |
| 751                                                        | 16,881           | 158                | 2,234                 | 62                             | 3,882                 | 17,290          | Jan. 2000         |
| 785                                                        | 19,450           | 152                | 2,723                 | 61                             | 4,022                 | 17,036          | Feb.              |
| 910                                                        | 22,556           | 171                | 2,925                 | 66                             | 4,325                 | 16,868          | Mar.              |
| 965                                                        | 22,676           | 187                | 2,571                 | 63                             | 4,202                 | 17,479          | Apr.              |
| 962                                                        | 22,209           | 152                | 2,375                 | 63                             | 4,065                 | 16,774          | May.              |
| 1,051                                                      | 23,953           | 124                | 2,677                 | 59                             | 4,475                 | 17,768          | Jun.              |
| 937                                                        | 24,925           | 171                | 2,622                 | 57                             | 4,400                 | 17,412          | Jul.              |
| 807                                                        | 25,394           | 175                | 2,453                 | 44                             | 4,144                 | 18,162          | Aug.              |
| 1,039                                                      | 24,455           | 159                | 2,528                 | 51                             | 4,185                 | 18,028          | Sep.              |
| 1,019                                                      | 21,990           | 194                | 2,671                 | 57                             | 4,373                 | 18,000          | Oct.              |
| 1,021                                                      | 18,780           | 170                | 2,691                 | 73                             | 4,363                 | 17,594          | Nov.              |
| 996                                                        | 18,250           | 124                | 2,674                 | 60                             | 4,373                 | 18,831          | Dec.              |

## 再生品プラスチック材料 Reconstituted plastic material

| 年 月      | 消費計<br>Consumption<br>Total | 生 産 品 目 別 消 費               |             |                               |                                      |                                                    |
|----------|-----------------------------|-----------------------------|-------------|-------------------------------|--------------------------------------|----------------------------------------------------|
|          |                             | フィルム・シート<br>film and sheets | 板<br>plates | 合成皮革<br>synthetic<br>leathers | パイプ・継手<br>pipes and<br>pipe fittings | 機械器具部品<br>for machine tools<br>and equipment parts |
| 平成 8年    | 146,968                     | 54,173                      | 6,526       | 1,389                         | 11,031                               | 13,837                                             |
| 9年       | 155,996                     | 61,167                      | 7,545       | 950                           | 10,249                               | 12,906                                             |
| 10年      | 149,390                     | 64,216                      | 7,488       | 612                           | 9,402                                | 11,320                                             |
| 11年      | 146,543                     | 65,900                      | 7,605       | 412                           | 9,562                                | 12,189                                             |
| 12年      | 154,549                     | 63,093                      | 10,313      | 317                           | 9,962                                | 13,613                                             |
| 平成 10年度  | 148,846                     | 65,149                      | 6,975       | 546                           | 9,420                                | 11,421                                             |
| 11年度     | 146,935                     | 65,169                      | 8,420       | 430                           | 9,541                                | 12,563                                             |
| 12年 1～3月 | 37,167                      | 15,458                      | 2,535       | 101                           | 2,207                                | 3,281                                              |
| 4～6月     | 38,838                      | 15,801                      | 2,911       | 63                            | 2,325                                | 3,462                                              |
| 7～9月     | 38,368                      | 15,520                      | 2,740       | 68                            | 2,598                                | 3,510                                              |
| 10～12月   | 40,176                      | 16,314                      | 2,127       | 85                            | 2,832                                | 3,360                                              |
| 12年 1月   | 11,430                      | 4,776                       | 752         | 33                            | 623                                  | 1,015                                              |
| 2        | 12,454                      | 4,839                       | 934         | 36                            | 783                                  | 1,126                                              |
| 3        | 13,283                      | 5,843                       | 849         | 32                            | 801                                  | 1,140                                              |
| 4        | 13,268                      | 5,528                       | 987         | 26                            | 761                                  | 1,188                                              |
| 5        | 12,406                      | 5,015                       | 938         | 20                            | 773                                  | 1,043                                              |
| 6        | 13,164                      | 5,258                       | 986         | 17                            | 791                                  | 1,231                                              |
| 7        | 12,585                      | 5,032                       | 930         | 17                            | 809                                  | 1,208                                              |
| 8        | 12,387                      | 5,014                       | 804         | 17                            | 883                                  | 1,165                                              |
| 9        | 13,396                      | 5,474                       | 1,006       | 34                            | 906                                  | 1,137                                              |
| 10       | 13,482                      | 5,636                       | 998         | 33                            | 961                                  | 1,094                                              |
| 11       | 13,757                      | 5,724                       | 580         | 27                            | 997                                  | 1,142                                              |
| 12       | 12,937                      | 4,954                       | 549         | 25                            | 874                                  | 1,124                                              |

## 塩化ビニル用可塑剤 Plasticizer for polyvinyl chloride(単位：t) (Unit:t)

| 年 月      | 消費計<br>Consumption<br>Total | 在庫<br>Inventory | Year and<br>Month |
|----------|-----------------------------|-----------------|-------------------|
| 平成 8年    | 182,169                     | 3,932           | C. Y. 1996        |
| 9年       | 179,416                     | 3,971           | C. Y. 1997        |
| 10年      | 152,994                     | 3,294           | C. Y. 1998        |
| 11年      | 148,771                     | 3,849           | C. Y. 1999        |
| 12年      | 145,623                     | 3,774           | C. Y. 2000        |
| 平成 10年度  | 149,321                     | 3,159           | F. Y. 1998        |
| 11年度     | 148,690                     | 3,260           | F. Y. 1999        |
| 12年 1～3月 | 37,069                      | 3,260           | Q1 2000           |
| 4～6月     | 36,064                      | 4,048           | Q2                |
| 7～9月     | 35,595                      | 4,018           | Q3                |
| 10～12月   | 36,895                      | 3,774           | Q4                |
| 12年 1月   | 11,569                      | 3,516           | Jan. 2000         |
| 2        | 12,477                      | 3,311           | Feb.              |
| 3        | 13,023                      | 3,260           | Mar.              |
| 4        | 12,267                      | 3,643           | Apr.              |
| 5        | 11,330                      | 3,434           | May.              |
| 6        | 12,467                      | 4,048           | Jun.              |
| 7        | 12,177                      | 4,132           | Jul.              |
| 8        | 10,794                      | 4,432           | Aug.              |
| 9        | 12,624                      | 4,018           | Sep.              |
| 10       | 12,651                      | 3,622           | Oct.              |
| 11       | 12,642                      | 3,433           | Nov.              |
| 12       | 11,602                      | 3,774           | Dec.              |

消費・在庫統計  
statistics by Raw material

(単位：t) (Unit:t)

| 内 訳 Consumption items by the products                      |                  |                    |                       |                                |                       | 在庫<br>Inventory | Year and<br>Month |
|------------------------------------------------------------|------------------|--------------------|-----------------------|--------------------------------|-----------------------|-----------------|-------------------|
| 日用品・雑貨<br>for daily necessities<br>and miscellaneous goods | 容器<br>containers | 建材<br>for building | 発泡製品<br>foam products | 強化製品<br>reinforced<br>products | その他<br>Other products |                 |                   |
| 5,272                                                      | 19,140           | 5,650              | 7,268                 | 1,660                          | 21,022                | 9,040           | C. Y. 1996        |
| 4,011                                                      | 20,152           | 5,668              | 8,242                 | -                              | 25,106                | 8,033           | C. Y. 1997        |
| 2,909                                                      | 17,819           | 5,555              | 7,196                 | -                              | 22,873                | 7,744           | C. Y. 1998        |
| 4,036                                                      | 10,877           | 4,990              | 6,320                 | -                              | 24,652                | 8,362           | C. Y. 1999        |
| 3,683                                                      | 16,629           | 5,494              | 6,632                 | -                              | 24,813                | 8,772           | C. Y. 2000        |
| 3,060                                                      | 16,975           | 5,379              | 6,720                 | -                              | 23,201                | 7,963           | F. Y. 1998        |
| 3,952                                                      | 10,328           | 5,072              | 6,361                 | -                              | 25,099                | 8,250           | F. Y. 1999        |
| 776                                                        | 3,454            | 1,440              | 1,438                 | -                              | 6,477                 | 8,250           | Q1 2000           |
| 1,014                                                      | 4,247            | 1,331              | 1,482                 | -                              | 6,202                 | 8,297           | Q2                |
| 940                                                        | 3,947            | 1,155              | 1,854                 | -                              | 6,036                 | 8,496           | Q3                |
| 953                                                        | 4,981            | 1,568              | 1,858                 | -                              | 6,098                 | 8,772           | Q4                |
| 224                                                        | 1,007            | 474                | 433                   | -                              | 2,093                 | 8,286           | Jan. 2000         |
| 263                                                        | 1,326            | 475                | 525                   | -                              | 2,147                 | 8,367           | Feb.              |
| 289                                                        | 1,121            | 491                | 480                   | -                              | 2,237                 | 8,250           | Mar.              |
| 325                                                        | 1,337            | 545                | 460                   | -                              | 2,111                 | 8,192           | Apr.              |
| 345                                                        | 1,450            | 383                | 501                   | -                              | 1,938                 | 8,000           | May.              |
| 344                                                        | 1,460            | 403                | 521                   | -                              | 2,153                 | 8,297           | Jun.              |
| 321                                                        | 1,349            | 335                | 649                   | -                              | 1,935                 | 8,218           | Jul.              |
| 250                                                        | 1,134            | 381                | 611                   | -                              | 2,128                 | 8,275           | Aug.              |
| 369                                                        | 1,464            | 439                | 594                   | -                              | 1,973                 | 8,496           | Sep.              |
| 344                                                        | 1,472            | 426                | 397                   | -                              | 2,121                 | 8,376           | Oct.              |
| 310                                                        | 1,723            | 587                | 697                   | -                              | 1,970                 | 8,454           | Nov.              |
| 299                                                        | 1,786            | 555                | 764                   | -                              | 2,007                 | 8,772           | Dec.              |

3. 都道府県別、原材料樹脂別、  
3. Consumption and Inventory Statistics by

| 通産局別<br>Group | 都道府県別 | 原材料樹脂総計<br>Raw material resin total |                 | ポリエチレン計<br>Polyethylene total |                 | ポリエチレン (低密度)<br>Polyethylene(Low-density) |                 |
|---------------|-------|-------------------------------------|-----------------|-------------------------------|-----------------|-------------------------------------------|-----------------|
|               |       | 消費<br>Consumption                   | 在庫<br>Inventory | 消費<br>Consumption             | 在庫<br>Inventory | 消費<br>Consumption                         | 在庫<br>Inventory |
| 全 国 計         |       | 5,508,710                           | 138,494         | 1,185,296                     | 36,865          | 761,217                                   | 25,124          |
| 北 海 道         |       | 58,279                              | 1,356           | 36,058                        | 675             | 15,650                                    | 380             |
| 東北<br>Tohoku  | 計     | 162,032                             | 6,059           | 35,989                        | 617             | 17,112                                    | 300             |
|               | 青森    | 11,397                              | 1,080           | 1,223                         | 44              | 1,175                                     | 42              |
|               | 岩手    | 12,457                              | 339             | -                             | -               | -                                         | -               |
|               | 宮城    | 70,843                              | 1,312           | 29,688                        | 568             | 13,132                                    | 254             |
|               | 秋田    | 3,067                               | 81              | 1                             | -               | -                                         | -               |
|               | 山形    | 20,850                              | 302             | 230                           | 5               | 138                                       | 4               |
|               | 福島    | 43,418                              | 2,945           | 4,847                         | -               | 2,667                                     | -               |
| 関東<br>Kanto   | 計     | 2,296,156                           | 56,265          | 466,707                       | 13,486          | 323,295                                   | 9,579           |
|               | 茨城    | 423,347                             | 13,342          | 39,188                        | 2,055           | 29,398                                    | 1,598           |
|               | 栃木    | 254,048                             | 5,161           | 41,612                        | 1,329           | 27,794                                    | 874             |
|               | 群馬    | 182,628                             | 6,976           | 31,510                        | 710             | 22,768                                    | 250             |
|               | 埼玉    | 421,997                             | 8,807           | 111,518                       | 2,954           | 63,749                                    | 2,135           |
|               | 千葉    | 205,927                             | 4,610           | 61,723                        | 1,971           | 39,615                                    | 1,207           |
|               | 東京    | 70,070                              | 1,533           | 2,114                         | 85              | 1,711                                     | 73              |
|               | 神奈川   | 260,305                             | 4,392           | 57,955                        | 814             | 56,668                                    | 728             |
|               | 新潟    | 51,162                              | 2,616           | 16,712                        | 1,403           | 12,966                                    | 1,238           |
|               | 山梨    | 43,135                              | 1,112           | 5,841                         | 71              | 3,767                                     | 34              |
|               | 長野    | 81,637                              | 1,565           | 13,230                        | 167             | 1,414                                     | 117             |
|               | 静岡    | 301,900                             | 6,151           | 85,304                        | 1,927           | 63,445                                    | 1,325           |
| 中部<br>Chubu   | 計     | 937,214                             | 20,742          | 130,421                       | 5,340           | 85,456                                    | 3,844           |
|               | 富山    | 75,379                              | 1,863           | 10,523                        | 395             | 2,612                                     | 91              |
|               | 石川    | 29,243                              | 579             | 1,330                         | 56              | 378                                       | 22              |
|               | 岐阜    | 199,915                             | 3,310           | 16,974                        | 614             | 4,410                                     | 166             |
|               | 愛知    | 537,425                             | 12,970          | 91,083                        | 3,923           | 69,987                                    | 3,246           |
|               | 三重    | 95,252                              | 2,020           | 10,511                        | 352             | 8,069                                     | 319             |
| 近畿<br>Kinki   | 計     | 1,257,245                           | 27,181          | 170,573                       | 5,409           | 99,419                                    | 3,062           |
|               | 福井    | 58,960                              | 1,577           | 9,529                         | 150             | 5,092                                     | 13              |
|               | 滋賀    | 515,023                             | 13,032          | 64,648                        | 3,462           | 32,994                                    | 1,771           |
|               | 京都    | 82,054                              | 1,568           | 5,301                         | 58              | 1,689                                     | 27              |
|               | 大阪    | 317,474                             | 5,249           | 45,023                        | 811             | 25,526                                    | 628             |
|               | 兵庫    | 210,414                             | 3,863           | 32,024                        | 639             | 25,869                                    | 517             |
|               | 奈良    | 69,073                              | 1,813           | 13,015                        | 285             | 7,372                                     | 102             |
|               | 和歌山   | 4,247                               | 79              | 1,033                         | 4               | 877                                       | 4               |
| 中国<br>Chugoku | 計     | 333,275                             | 8,546           | 100,878                       | 2,646           | 51,365                                    | 1,862           |
|               | 鳥取    | X                                   | X               | X                             | X               | X                                         | X               |
|               | 島根    | X                                   | X               | X                             | X               | X                                         | X               |
|               | 岡山    | 116,645                             | 2,630           | 57,129                        | 1,262           | 24,127                                    | 722             |
|               | 広島    | 110,092                             | 1,629           | 24,939                        | 658             | 15,812                                    | 495             |
|               | 山口    | 95,218                              | 4,214           | 18,798                        | 725             | 11,414                                    | 644             |
| 四国<br>Shikoku | 計     | 200,095                             | 7,804           | 146,216                       | 6,179           | 117,152                                   | 4,669           |
|               | 徳島    | X                                   | X               | X                             | X               | X                                         | X               |
|               | 香川    | 84,832                              | 4,374           | 63,239                        | 3,790           | 41,676                                    | 2,391           |
|               | 愛媛    | 96,146                              | 3,067           | 81,076                        | 2,355           | 73,575                                    | 2,244           |
|               | 高知    | X                                   | X               | X                             | X               | X                                         | X               |
| 九州<br>Kyusyu  | 計     | 260,132                             | 10,415          | 96,088                        | 2,457           | 51,135                                    | 1,397           |
|               | 福岡    | 63,623                              | 1,987           | 39,704                        | 1,204           | 20,525                                    | 481             |
|               | 佐賀    | 33,625                              | 818             | 509                           | 2               | 509                                       | 2               |
|               | 長崎    | X                                   | X               | X                             | X               | X                                         | X               |
|               | 熊本    | 55,392                              | 1,109           | 17,451                        | 598             | 14,407                                    | 462             |
|               | 大分    | 31,141                              | 328             | 21,478                        | 6               | 4,180                                     | 6               |
|               | 宮崎    | 60,750                              | 1,009           | 8,346                         | 408             | 3,667                                     | 226             |
|               | 鹿児島   | X                                   | X               | X                             | X               | X                                         | X               |
| 沖 縄           | 4,282 | 126                                 | 2,366           | 56                            | 633             | 31                                        |                 |





3. 都道府県別、原材料樹脂別、  
3. Consumption and Inventory Statistics by

| 通産局別<br>Group | 都道府県別  | ポリプロピレン<br>Polypropylene |                 | 塩化ビニル合計<br>Vinyl chloride Total |                 | 塩化ビニル樹脂計<br>Vinyl chloride resins Total |                 |
|---------------|--------|--------------------------|-----------------|---------------------------------|-----------------|-----------------------------------------|-----------------|
|               |        | 消費<br>Consumption        | 在庫<br>Inventory | 消費<br>Consumption               | 在庫<br>Inventory | 消費<br>Consumption                       | 在庫<br>Inventory |
| 全 国 計         |        | 1,130,262                | 31,311          | 1,265,099                       | 27,621          | 1,097,956                               | 20,538          |
| 北 海 道         |        | 93                       | 11              | 14,341                          | 111             | 14,341                                  | 111             |
| 東北<br>Tohoku  | 計      | 50,423                   | 3,426           | 11,566                          | 620             | 10,095                                  | 508             |
|               | 青森     | 4,150                    | 777             | -                               | -               | -                                       | -               |
|               | 岩手     | -                        | -               | 4,786                           | 241             | 4,786                                   | 241             |
|               | 宮城     | 21,193                   | 85              | 6,696                           | 373             | 5,249                                   | 261             |
|               | 秋田     | 1,246                    | 28              | -                               | -               | -                                       | -               |
|               | 山形     | 4,330                    | 72              | -                               | -               | -                                       | -               |
| 福島            | 19,504 | 2,464                    | 84              | 6                               | 60              | 6                                       |                 |
| 関東<br>Kanto   | 計      | 437,441                  | 11,149          | 560,942                         | 11,689          | 491,102                                 | 6,958           |
|               | 茨城     | 158,959                  | 5,399           | 65,334                          | 1,151           | 62,853                                  | 1,112           |
|               | 栃木     | 29,850                   | 511             | 60,605                          | 130             | 58,845                                  | 105             |
|               | 群馬     | 22,661                   | 427             | 54,391                          | 4,142           | 14,535                                  | 301             |
|               | 埼玉     | 52,065                   | 1,332           | 139,220                         | 2,699           | 135,050                                 | 2,539           |
|               | 千葉     | 14,756                   | 1,195           | 38,075                          | 227             | 37,916                                  | 227             |
|               | 東京     | 17,128                   | 226             | 36,707                          | 955             | 33,108                                  | 755             |
|               | 神奈川    | 27,199                   | 288             | 89,197                          | 868             | 88,412                                  | 825             |
|               | 新潟     | 16,003                   | 519             | 273                             | 11              | 273                                     | 11              |
|               | 山梨     | 13,743                   | 301             | 8,030                           | 137             | 7,947                                   | 132             |
|               | 長野     | 31,013                   | 160             | 15,967                          | 449             | 4,299                                   | 155             |
| 静岡            | 54,064 | 791                      | 53,143          | 920                             | 47,864          | 796                                     |                 |
| 中部<br>Chubu   | 計      | 298,196                  | 7,075           | 162,606                         | 1,971           | 118,927                                 | 1,296           |
|               | 富山     | 22,397                   | 556             | 15,116                          | 353             | 11,183                                  | 216             |
|               | 石川     | 20,798                   | 196             | 262                             | 15              | -                                       | -               |
|               | 岐阜     | 39,810                   | 381             | 22,259                          | 249             | 21,345                                  | 226             |
|               | 愛知     | 204,033                  | 5,817           | 115,994                         | 1,263           | 77,729                                  | 776             |
|               | 三重     | 11,158                   | 125             | 8,975                           | 91              | 8,670                                   | 78              |
| 近畿<br>Kinki   | 計      | 195,870                  | 4,575           | 385,986                         | 6,719           | 367,650                                 | 5,635           |
|               | 福井     | 488                      | 29              | 43,525                          | 997             | 35,839                                  | 562             |
|               | 滋賀     | 80,949                   | 2,302           | 185,830                         | 2,678           | 185,819                                 | 2,678           |
|               | 京都     | 8,075                    | 39              | 874                             | 66              | -                                       | -               |
|               | 大阪     | 41,515                   | 598             | 105,808                         | 2,083           | 98,245                                  | 1,597           |
|               | 兵庫     | 33,662                   | 880             | 45,316                          | 789             | 44,537                                  | 752             |
|               | 奈良     | 29,406                   | 682             | 4,381                           | 99              | 2,958                                   | 39              |
| 和歌山           | 1,775  | 45                       | 252             | 7                               | 252             | 7                                       |                 |
| 中国<br>Chugoku | 計      | 95,918                   | 3,624           | 38,132                          | 751             | 31,561                                  | 640             |
|               | 鳥取     | X                        | X               | X                               | X               | X                                       | X               |
|               | 島根     | X                        | X               | X                               | X               | X                                       | X               |
|               | 岡山     | 27,973                   | 462             | 698                             | 12              | 698                                     | 12              |
|               | 広島     | 14,840                   | 93              | 21,933                          | 504             | 17,364                                  | 417             |
| 山口            | 53,035 | 3,066                    | 15,043          | 219                             | 13,041          | 195                                     |                 |
| 四国<br>Shikoku | 計      | 17,416                   | 586             | 6,627                           | 42              | 6,303                                   | 40              |
|               | 徳島     | X                        | X               | X                               | X               | X                                       | X               |
|               | 香川     | 12,157                   | 486             | 513                             | 13              | 513                                     | 13              |
|               | 愛媛     | 4,466                    | 70              | 516                             | 6               | 192                                     | 4               |
| 高知            | X      | X                        | X               | X                               | X               | X                                       |                 |
| 九州<br>Kyusyu  | 計      | 34,893                   | 865             | 83,007                          | 5,656           | 56,085                                  | 5,288           |
|               | 福岡     | 9,701                    | 368             | 521                             | 23              | -                                       | -               |
|               | 佐賀     | 9,601                    | 290             | 14,599                          | 150             | 14,275                                  | 148             |
|               | 長崎     | X                        | X               | X                               | X               | X                                       | X               |
|               | 熊本     | 8,177                    | 32              | 15,780                          | 249             | 11,103                                  | 175             |
|               | 大分     | 4,135                    | 101             | -                               | -               | -                                       | -               |
|               | 宮崎     | 279                      | 49              | 49,224                          | 390             | 27,824                                  | 121             |
| 鹿児島           | X      | X                        | X               | X                               | X               | X                                       |                 |
| 沖 縄           |        | 12                       | -               | 1,892                           | 62              | 1,892                                   | 62              |

## 消費・在庫統計（つづき）

Prefectures・Raw material resin

（単位：t）（Unit:t）

| 塩化ビニル樹脂（軟質用）<br>Vinyl chloride resins (for Plasticization) |                 | 塩化ビニル樹脂（硬質用）<br>Vinyl chloride resins (for Rigid plastic) |                 | 塩化ビニル・コンパウンド<br>Vinyl chloride compound |                 | メタクリル樹脂（成形材料）<br>Methacrylic Resins (moulding material) |                 | Prefectures |
|------------------------------------------------------------|-----------------|-----------------------------------------------------------|-----------------|-----------------------------------------|-----------------|---------------------------------------------------------|-----------------|-------------|
| 消費<br>Consumption                                          | 在庫<br>Inventory | 消費<br>Consumption                                         | 在庫<br>Inventory | 消費<br>Consumption                       | 在庫<br>Inventory | 消費<br>Consumption                                       | 在庫<br>Inventory |             |
| 354,414                                                    | 11,444          | 743,542                                                   | 9,094           | 167,143                                 | 7,083           | 34,059                                                  | 842             | Japan Total |
| 48                                                         | 5               | 14,293                                                    | 106             | -                                       | -               | 33                                                      | 1               | Hokkaido    |
| 2,171                                                      | 147             | 7,924                                                     | 361             | 1,471                                   | 112             | 524                                                     | 6               | Total       |
| -                                                          | -               | -                                                         | -               | -                                       | -               | -                                                       | -               | Aomori      |
| 121                                                        | 5               | 4,665                                                     | 236             | -                                       | -               | 358                                                     | 3               | Iwate       |
| 1,990                                                      | 136             | 3,259                                                     | 125             | 1,447                                   | 112             | -                                                       | -               | Miyagi      |
| -                                                          | -               | -                                                         | -               | -                                       | -               | -                                                       | -               | Akita       |
| -                                                          | -               | -                                                         | -               | -                                       | -               | 92                                                      | 3               | Yamagata    |
| 60                                                         | 6               | -                                                         | -               | 24                                      | -               | 74                                                      | -               | Fukushima   |
| 193,115                                                    | 3,523           | 297,987                                                   | 3,435           | 69,840                                  | 4,731           | 29,099                                                  | 625             | Total       |
| 49,063                                                     | 878             | 13,790                                                    | 234             | 2,481                                   | 39              | 110                                                     | 4               | Ibaraki     |
| 18,490                                                     | 23              | 40,355                                                    | 82              | 1,760                                   | 25              | 706                                                     | 25              | Tochigi     |
| 4,465                                                      | 12              | 10,070                                                    | 289             | 39,856                                  | 3,841           | 2,411                                                   | 38              | Gunma       |
| 43,734                                                     | 820             | 91,316                                                    | 1,719           | 4,170                                   | 160             | 301                                                     | 10              | Saitama     |
| 4,564                                                      | 100             | 33,352                                                    | 127             | 159                                     | -               | 95                                                      | 5               | Chiba       |
| 9,251                                                      | 187             | 23,857                                                    | 568             | 3,599                                   | 200             | 425                                                     | 11              | Tokyo       |
| 13,471                                                     | 491             | 74,941                                                    | 334             | 785                                     | 43              | 16,384                                                  | 339             | Kanagawa    |
| 71                                                         | 5               | 202                                                       | 6               | -                                       | -               | 3,045                                                   | 61              | Nigata      |
| 1,876                                                      | 82              | 6,071                                                     | 50              | 83                                      | 5               | 77                                                      | 16              | Yamanashi   |
| 4,218                                                      | 154             | 81                                                        | 1               | 11,668                                  | 294             | 31                                                      | 1               | Nagano      |
| 43,912                                                     | 771             | 3,952                                                     | 25              | 5,279                                   | 124             | 5,514                                                   | 115             | Shizuoka    |
| 59,481                                                     | 831             | 59,446                                                    | 465             | 43,679                                  | 675             | 2,314                                                   | 182             | Total       |
| 7,284                                                      | 67              | 3,899                                                     | 149             | 3,933                                   | 137             | 12                                                      | 1               | Toyama      |
| -                                                          | -               | -                                                         | -               | 262                                     | 15              | -                                                       | -               | Ishikawa    |
| 4,110                                                      | 135             | 17,235                                                    | 91              | 914                                     | 23              | 474                                                     | 4               | Gifu        |
| 44,140                                                     | 581             | 33,589                                                    | 195             | 38,265                                  | 487             | 1,816                                                   | 176             | Aichi       |
| 3,947                                                      | 48              | 4,723                                                     | 30              | 305                                     | 13              | 12                                                      | 1               | Mie         |
| 72,631                                                     | 1,760           | 295,019                                                   | 3,875           | 18,336                                  | 1,084           | 954                                                     | 5               | Total       |
| 432                                                        | -               | 35,407                                                    | 562             | 7,686                                   | 435             | 96                                                      | -               | Fukui       |
| 43,284                                                     | 1,108           | 142,535                                                   | 1,570           | 11                                      | -               | 358                                                     | -               | Shiga       |
| -                                                          | -               | -                                                         | -               | 874                                     | 66              | -                                                       | -               | Kyoto       |
| 14,084                                                     | 313             | 84,161                                                    | 1,284           | 7,563                                   | 486             | 464                                                     | 3               | Osaka       |
| 12,269                                                     | 299             | 32,268                                                    | 453             | 779                                     | 37              | 21                                                      | 1               | Hyogo       |
| 2,538                                                      | 39              | 420                                                       | -               | 1,423                                   | 60              | 15                                                      | 1               | Nara        |
| 24                                                         | 1               | 228                                                       | 6               | -                                       | -               | -                                                       | -               | Wakayama    |
| 11,670                                                     | 170             | 19,891                                                    | 470             | 6,571                                   | 111             | 826                                                     | 7               | Total       |
| X                                                          | X               | X                                                         | X               | X                                       | X               | X                                                       | X               | Tottori     |
| X                                                          | X               | X                                                         | X               | X                                       | X               | X                                                       | X               | Shimane     |
| 654                                                        | 7               | 44                                                        | 5               | -                                       | -               | -                                                       | -               | Okayama     |
| 10,991                                                     | 162             | 6,373                                                     | 255             | 4,569                                   | 87              | 89                                                      | 6               | Hiroshima   |
| -                                                          | -               | 13,041                                                    | 195             | 2,002                                   | 24              | -                                                       | -               | Yamaguchi   |
| 6,051                                                      | 39              | 252                                                       | 1               | 324                                     | 2               | 175                                                     | 12              | Total       |
| X                                                          | X               | X                                                         | X               | X                                       | X               | X                                                       | X               | Tokushima   |
| 285                                                        | 13              | 228                                                       | -               | -                                       | -               | 175                                                     | 12              | Kagawa      |
| 192                                                        | 4               | -                                                         | -               | 324                                     | 2               | -                                                       | -               | Ehime       |
| X                                                          | X               | X                                                         | X               | X                                       | X               | X                                                       | X               | Kochi       |
| 9,247                                                      | 4,969           | 46,838                                                    | 319             | 26,922                                  | 368             | 134                                                     | 4               | Total       |
| -                                                          | -               | -                                                         | -               | 521                                     | 23              | 7                                                       | -               | Fukuoka     |
| 341                                                        | 33              | 13,934                                                    | 115             | 324                                     | 2               | -                                                       | -               | Saga        |
| X                                                          | X               | X                                                         | X               | X                                       | X               | X                                                       | X               | Nagasaki    |
| 6,023                                                      | 92              | 5,080                                                     | 83              | 4,677                                   | 74              | -                                                       | -               | Kumamoto    |
| -                                                          | -               | -                                                         | -               | -                                       | -               | 127                                                     | 4               | Oita        |
| -                                                          | -               | 27,824                                                    | 121             | 21,400                                  | 269             | -                                                       | -               | Miyazaki    |
| X                                                          | X               | X                                                         | X               | X                                       | X               | X                                                       | X               | Kagoshima   |
| -                                                          | -               | 1,892                                                     | 62              | -                                       | -               | -                                                       | -               | Okinawa     |

3. 都道府県別、原材料樹脂別、  
3. Consumption and Inventory Statistics by

| 通産局別<br>Group | 都道府県別 | 不飽和ポリエステル樹脂<br>Unsaturated polyester |                 | フェノール樹脂（成形材料）<br>Phenol-formaldehyde (moulding material) |                 | ユリア・メラミン樹脂（成形材料）<br>Urea-formaldehyde & Melamine-formaldehyde<br>(moulding material) |                 |
|---------------|-------|--------------------------------------|-----------------|----------------------------------------------------------|-----------------|--------------------------------------------------------------------------------------|-----------------|
|               |       | 消費<br>Consumption                    | 在庫<br>Inventory | 消費<br>Consumption                                        | 在庫<br>Inventory | 消費<br>Consumption                                                                    | 在庫<br>Inventory |
| 全国計           |       | 62,417                               | 1,241           | 22,514                                                   | 294             | 11,759                                                                               | 460             |
| 北海道           |       | 528                                  | 17              | -                                                        | -               | -                                                                                    | -               |
| 東北<br>Tohoku  | 計     | 2,011                                | 131             | 224                                                      | 1               | 1,037                                                                                | 78              |
|               | 青森    | 14                                   | -               | -                                                        | -               | -                                                                                    | -               |
|               | 岩手    | 319                                  | 7               | -                                                        | -               | -                                                                                    | -               |
|               | 宮城    | 26                                   | 1               | 61                                                       | 1               | -                                                                                    | -               |
|               | 秋田    | -                                    | -               | 11                                                       | -               | 3                                                                                    | -               |
|               | 山形    | -                                    | -               | -                                                        | -               | 276                                                                                  | -               |
| 福島            | 1,652 | 123                                  | 152             | -                                                        | 758             | 78                                                                                   |                 |
| 関東<br>Kanto   | 計     | 21,768                               | 425             | 3,754                                                    | 66              | 2,883                                                                                | 136             |
|               | 茨城    | 4,082                                | 101             | 48                                                       | 4               | -                                                                                    | -               |
|               | 栃木    | 651                                  | 18              | 1,375                                                    | 45              | 268                                                                                  | 12              |
|               | 群馬    | 490                                  | 20              | 96                                                       | -               | 338                                                                                  | 19              |
|               | 埼玉    | 4,185                                | 166             | 1,496                                                    | 8               | 12                                                                                   | -               |
|               | 千葉    | 268                                  | -               | 17                                                       | -               | 353                                                                                  | -               |
|               | 東京    | 147                                  | 13              | 160                                                      | 4               | 283                                                                                  | 3               |
|               | 神奈川   | 6,476                                | 30              | 82                                                       | 1               | -                                                                                    | -               |
|               | 新潟    | 463                                  | 2               | -                                                        | -               | -                                                                                    | -               |
|               | 山梨    | 1,112                                | 6               | 13                                                       | -               | 91                                                                                   | 1               |
|               | 長野    | 238                                  | 26              | 391                                                      | 4               | 1,538                                                                                | 101             |
| 静岡            | 3,656 | 43                                   | 76              | -                                                        | -               | -                                                                                    |                 |
| 中部<br>Chubu   | 計     | 6,836                                | 78              | 6,078                                                    | 124             | 5,987                                                                                | 178             |
|               | 富山    | 852                                  | 8               | 2,492                                                    | 68              | -                                                                                    | -               |
|               | 石川    | 227                                  | -               | -                                                        | -               | -                                                                                    | -               |
|               | 岐阜    | 1,303                                | 12              | 264                                                      | 4               | 192                                                                                  | -               |
|               | 愛知    | 2,526                                | 11              | 2,508                                                    | 10              | 529                                                                                  | 32              |
| 三重            | 1,928 | 47                                   | 814             | 42                                                       | 5,266           | 146                                                                                  |                 |
| 近畿<br>Kinki   | 計     | 22,422                               | 404             | 10,504                                                   | 85              | 1,731                                                                                | 68              |
|               | 福井    | 261                                  | 8               | -                                                        | -               | -                                                                                    | -               |
|               | 滋賀    | 8,061                                | 56              | 7,361                                                    | 84              | -                                                                                    | -               |
|               | 京都    | -                                    | -               | -                                                        | -               | -                                                                                    | -               |
|               | 大阪    | 6,444                                | 168             | 447                                                      | -               | 498                                                                                  | -               |
|               | 兵庫    | 3,283                                | 22              | 2,657                                                    | 1               | 87                                                                                   | 19              |
| 奈良            | 4,373 | 150                                  | 3               | -                                                        | 1,007           | 48                                                                                   |                 |
| 和歌山           | -     | -                                    | 36              | -                                                        | 139             | 1                                                                                    |                 |
| 中国<br>Chugoku | 計     | 5,022                                | 49              | 1,218                                                    | 13              | 121                                                                                  | -               |
|               | 鳥取    | X                                    | X               | X                                                        | X               | X                                                                                    | X               |
|               | 島根    | X                                    | X               | X                                                        | X               | X                                                                                    | X               |
|               | 岡山    | 2,614                                | 20              | 986                                                      | 8               | -                                                                                    | -               |
|               | 広島    | 1,731                                | 22              | -                                                        | -               | 121                                                                                  | -               |
| 山口            | 70    | 1                                    | -               | -                                                        | -               | -                                                                                    |                 |
| 四国<br>Shikoku | 計     | 819                                  | 15              | -                                                        | -               | -                                                                                    | -               |
|               | 徳島    | X                                    | X               | X                                                        | X               | X                                                                                    | X               |
|               | 香川    | -                                    | -               | -                                                        | -               | -                                                                                    | -               |
|               | 愛媛    | 819                                  | 15              | -                                                        | -               | -                                                                                    | -               |
| 高知            | X     | X                                    | X               | X                                                        | X               | X                                                                                    |                 |
| 九州<br>Kyusyu  | 計     | 2,999                                | 114             | 736                                                      | 5               | -                                                                                    | -               |
|               | 福岡    | 860                                  | 18              | 507                                                      | -               | -                                                                                    | -               |
|               | 佐賀    | 85                                   | 5               | 209                                                      | 5               | -                                                                                    | -               |
|               | 長崎    | X                                    | X               | X                                                        | X               | X                                                                                    | X               |
|               | 熊本    | 1,588                                | 30              | 20                                                       | -               | -                                                                                    | -               |
|               | 大分    | 466                                  | 61              | -                                                        | -               | -                                                                                    | -               |
|               | 宮崎    | -                                    | -               | -                                                        | -               | -                                                                                    | -               |
| 鹿児島           | X     | X                                    | X               | X                                                        | X               | X                                                                                    |                 |
| 沖縄            |       | 12                                   | 8               | -                                                        | -               | -                                                                                    | -               |

## 消費・在庫統計 (つづき)

Prefectures · Raw material resin

(単位: t) (Unit: t)

| その他の樹脂<br>Other resins |                 | 再生品プラスチック材料<br>Reconstituted plastic material |                 | 塩化ビニル用可塑剤<br>Plasticizer for polyvinyl chloride |                 | Prefectures |
|------------------------|-----------------|-----------------------------------------------|-----------------|-------------------------------------------------|-----------------|-------------|
| 消費<br>Consumption      | 在庫<br>Inventory | 消費<br>Consumption                             | 在庫<br>Inventory | 消費<br>Consumption                               | 在庫<br>Inventory |             |
| 937,973                | 18,831          | 154,549                                       | 8,772           | 145,623                                         | 3,774           | Japan Total |
| 112                    | 13              | 2,057                                         | 16              | -                                               | -               | Hokkaido    |
| 18,022                 | 419             | 504                                           | 52              | 2,048                                           | 102             | Total       |
| 617                    | 25              | -                                             | -               | -                                               | -               | Aomori      |
| 2,988                  | 31              | -                                             | -               | -                                               | -               | Iwate       |
| 3,643                  | 42              | 155                                           | 14              | 2,048                                           | 102             | Miyagi      |
| 778                    | 37              | 67                                            | 14              | -                                               | -               | Akita       |
| 5,594                  | 159             | 184                                           | 17              | -                                               | -               | Yamagata    |
| 4,402                  | 125             | 98                                            | 7               | -                                               | -               | Fukushima   |
| 367,556                | 7,739           | 86,910                                        | 4,296           | 85,020                                          | 2,448           | Total       |
| 70,356                 | 2,567           | 20,090                                        | 459             | 22,214                                          | 798             | Ibaraki     |
| 53,938                 | 1,408           | 1,733                                         | 104             | 8,645                                           | 31              | Tochigi     |
| 16,484                 | 295             | 3,109                                         | 121             | 1,666                                           | -               | Gunma       |
| 81,448                 | 806             | 12,300                                        | 669             | 19,968                                          | 683             | Saitama     |
| 48,095                 | 369             | 3,098                                         | 229             | 2,226                                           | 39              | Chiba       |
| 3,124                  | 51              | 1,155                                         | 106             | 4,816                                           | 95              | Tokyo       |
| 16,405                 | 478             | 305                                           | 2               | 2,401                                           | 198             | Kanagawa    |
| 4,345                  | 153             | 1,058                                         | 98              | -                                               | -               | Nigata      |
| 4,257                  | 141             | 6,534                                         | 558             | 967                                             | 26              | Yamanashi   |
| 6,060                  | 148             | 28,280                                        | 1,296           | 2,387                                           | 17              | Nagano      |
| 63,044                 | 1,323           | 9,248                                         | 654             | 19,730                                          | 561             | Shizuoka    |
| 195,431                | 3,413           | 17,218                                        | 1,032           | 16,898                                          | 383             | Total       |
| 12,477                 | 234             | 4,168                                         | 16              | 45                                              | -               | Toyama      |
| 4,337                  | 201             | -                                             | -               | -                                               | -               | Ishikawa    |
| 102,479                | 1,692           | 7,082                                         | 419             | 1,361                                           | 96              | Gifu        |
| 65,825                 | 1,010           | 5,968                                         | 597             | 15,492                                          | 287             | Aichi       |
| 10,313                 | 276             | -                                             | -               | -                                               | -               | Mie         |
| 280,487                | 5,578           | 25,901                                        | 2,406           | 28,284                                          | 671             | Total       |
| 1,238                  | 58              | 4,399                                         | 199             | 114                                             | 2               | Fukui       |
| 103,910                | 2,922           | 6,416                                         | 833             | 13,031                                          | 297             | Shiga       |
| 58,705                 | 1,108           | -                                             | -               | -                                               | -               | Kyoto       |
| 61,447                 | 710             | 7,520                                         | 826             | 6,560                                           | 222             | Osaka       |
| 54,610                 | 758             | 7,470                                         | 548             | 7,313                                           | 115             | Hyogo       |
| 525                    | 19              | 96                                            | -               | 1,266                                           | 35              | Nara        |
| 52                     | 3               | -                                             | -               | -                                               | -               | Wakayama    |
| 49,561                 | 579             | 15,907                                        | 357             | 6,826                                           | 73              | Total       |
| X                      | X               | X                                             | X               | X                                               | X               | Tottori     |
| X                      | X               | X                                             | X               | X                                               | X               | Shimane     |
| 11,615                 | 403             | 2,616                                         | 342             | 356                                             | 5               | Okayama     |
| 26,903                 | 58              | 12,847                                        | 15              | 6,383                                           | 64              | Hiroshima   |
| 5,260                  | 91              | 444                                           | -               | 87                                              | 4               | Yamaguchi   |
| 8,884                  | 614             | 522                                           | 51              | 3,231                                           | 25              | Total       |
| X                      | X               | X                                             | X               | X                                               | X               | Tokushima   |
| -                      | -               | -                                             | -               | -                                               | -               | Kagawa      |
| 8,152                  | 579             | 522                                           | 51              | -                                               | -               | Ehime       |
| X                      | X               | X                                             | X               | X                                               | X               | Kochi       |
| 17,920                 | 476             | 5,530                                         | 562             | 3,316                                           | 72              | Total       |
| 3,596                  | 117             | 1,067                                         | 105             | -                                               | -               | Fukuoka     |
| 498                    | 56              | 816                                           | 95              | 354                                             | 51              | Saga        |
| X                      | X               | X                                             | X               | X                                               | X               | Nagasaki    |
| 11,220                 | 132             | 446                                           | 121             | 2,962                                           | 21              | Kumamoto    |
| 649                    | 34              | 1,472                                         | 123             | -                                               | -               | Oita        |
| 1,010                  | 90              | 1,729                                         | 118             | -                                               | -               | Miyazaki    |
| X                      | X               | X                                             | X               | X                                               | X               | Kagoshima   |
| -                      | -               | -                                             | -               | -                                               | -               | Okinawa     |

## 4. 労務統計

4. Labor Statistics

## 1. 全国従業者数

1. Number of regular employees by All Japan

| 年 月      | 月末常用従業者数<br>(人)<br>End of month number<br>of regular employees | 月間実働延人員<br>(人)<br>Actual number of<br>employees (monthly<br>days of work input) | Year and<br>Month |
|----------|----------------------------------------------------------------|---------------------------------------------------------------------------------|-------------------|
| 平成 8年    | 136,202                                                        | 2,855,118                                                                       | C. Y. 1996        |
| 9年       | 136,057                                                        | 2,854,857                                                                       | C. Y. 1997        |
| 10年      | 131,049                                                        | 2,755,475                                                                       | C. Y. 1998        |
| 11年      | 124,417                                                        | 2,605,383                                                                       | C. Y. 1999        |
| 12年      | 122,596                                                        | 2,558,751                                                                       | C. Y. 2000        |
| 平成 10年度  | 127,307                                                        | 2,720,246                                                                       | F. Y. 1998        |
| 11年度     | 123,172                                                        | 2,588,075                                                                       | F. Y. 1999        |
| 12年 1～3月 | 123,172                                                        | 2,527,320                                                                       | Q1 2000           |
| 4～6月     | 123,982                                                        | 2,571,064                                                                       | Q2                |
| 7～9月     | 122,895                                                        | 2,540,156                                                                       | Q3                |
| 10～12月   | 122,596                                                        | 2,596,464                                                                       | Q4                |
| 12年 1月   | 123,420                                                        | 2,389,323                                                                       | Jan. 2000         |
| 2        | 123,295                                                        | 2,539,894                                                                       | Feb.              |
| 3        | 123,172                                                        | 2,652,754                                                                       | Mar.              |
| 4        | 124,038                                                        | 2,614,999                                                                       | Apr.              |
| 5        | 124,116                                                        | 2,445,911                                                                       | May.              |
| 6        | 123,982                                                        | 2,652,283                                                                       | Jun.              |
| 7        | 123,790                                                        | 2,608,315                                                                       | Jul.              |
| 8        | 123,511                                                        | 2,444,833                                                                       | Aug.              |
| 9        | 122,895                                                        | 2,567,320                                                                       | Sep.              |
| 10       | 123,039                                                        | 2,622,111                                                                       | Oct.              |
| 11       | 122,922                                                        | 2,605,435                                                                       | Nov.              |
| 12       | 122,596                                                        | 2,561,846                                                                       | Dec.              |

注：月末常用従業者年計は12月末の従業者数である。月間実働延人員は年平均である。

Note : With regard to the years of 1996 to 2000, the end-of-month number of ragard employees at the end of December, and the monthly total of working employees is annual average.

## 2. 都道府県別従業者数

2. Number of regular employees by Prefectures

| 通産局別<br>Group | 都道府県別 | 月末常用従業者数<br>(人)<br>End of month number<br>of regular employees | 月間実働延人員<br>(人)<br>Actual number of<br>employees (monthly<br>days of work input) | Prefectures |
|---------------|-------|----------------------------------------------------------------|---------------------------------------------------------------------------------|-------------|
| 全国計           |       | 122,596                                                        | 2,558,751                                                                       | Japan Total |
| 北海道           |       | 745                                                            | 15,598                                                                          | Hokkaido    |
| 東北<br>Tohoku  | 計     | 5,922                                                          | 124,988                                                                         | Total       |
|               | 青森    | 391                                                            | 8,299                                                                           | Aomori      |
|               | 岩手    | 1,185                                                          | 26,140                                                                          | Iwate       |
|               | 宮城    | 1,363                                                          | 28,184                                                                          | Miyagi      |
|               | 秋田    | 259                                                            | 5,516                                                                           | Akita       |
|               | 山形    | 963                                                            | 18,703                                                                          | Yamagata    |
|               | 福島    | 1,761                                                          | 38,146                                                                          | Fukushima   |
| 関東<br>Kanto   | 計     | 49,130                                                         | 1,029,950                                                                       | Total       |
|               | 茨城    | 6,575                                                          | 134,179                                                                         | Ibaraki     |
|               | 栃木    | 7,004                                                          | 138,753                                                                         | Tochigi     |
|               | 群馬    | 3,961                                                          | 84,532                                                                          | Gunma       |
|               | 埼玉    | 6,772                                                          | 149,905                                                                         | Saitama     |
|               | 千葉    | 3,168                                                          | 71,695                                                                          | Chiba       |
|               | 東京    | 2,523                                                          | 53,608                                                                          | Tokyo       |
|               | 神奈川   | 7,116                                                          | 146,577                                                                         | Kanagawa    |
|               | 新潟    | 1,171                                                          | 24,953                                                                          | Nigata      |
|               | 山梨    | 1,262                                                          | 25,926                                                                          | Yamanasi    |
|               | 長野    | 2,335                                                          | 49,174                                                                          | Nagano      |
| 静岡            | 7,243 | 150,648                                                        | Shizuoka                                                                        |             |
| 中部<br>Chubu   | 計     | 28,421                                                         | 585,736                                                                         | Total       |
|               | 富山    | 3,865                                                          | 79,527                                                                          | Toyama      |
|               | 石川    | 1,132                                                          | 22,736                                                                          | Ishikawa    |
|               | 岐阜    | 3,965                                                          | 78,931                                                                          | Gifu        |
|               | 愛知    | 15,750                                                         | 327,389                                                                         | Aichi       |
|               | 三重    | 3,709                                                          | 77,152                                                                          | Mie         |
| 近畿<br>Kinki   | 計     | 20,899                                                         | 437,848                                                                         | Total       |
|               | 福井    | 1,282                                                          | 27,014                                                                          | Fukui       |
|               | 滋賀    | 5,852                                                          | 124,095                                                                         | Shiga       |
|               | 京都    | 731                                                            | 15,697                                                                          | Kyoto       |
|               | 大阪    | 7,092                                                          | 149,932                                                                         | Osaka       |
|               | 兵庫    | 3,648                                                          | 75,590                                                                          | Hyogo       |
|               | 奈良    | 2,058                                                          | 40,471                                                                          | Nara        |
| 和歌山           | 236   | 5,050                                                          | Wakayama                                                                        |             |
| 中国<br>Chugoku | 計     | 8,376                                                          | 175,159                                                                         | Total       |
|               | 鳥取    | X                                                              | X                                                                               | Tottori     |
|               | 島根    | X                                                              | X                                                                               | Shimane     |
|               | 岡山    | 2,087                                                          | 44,506                                                                          | Okayama     |
|               | 広島    | 4,190                                                          | 86,131                                                                          | Hiroshima   |
| 山口            | 1,528 | 31,296                                                         | Yamaguchi                                                                       |             |
| 四国<br>Shikoku | 計     | 3,168                                                          | 67,629                                                                          | Total       |
|               | 徳島    | X                                                              | X                                                                               | Tokushima   |
|               | 香川    | 1,050                                                          | 22,256                                                                          | Kagawa      |
|               | 愛媛    | 1,407                                                          | 30,515                                                                          | Ehime       |
|               | 高知    | X                                                              | X                                                                               | Kochi       |
| 九州<br>Kyusyu  | 計     | 5,789                                                          | 119,471                                                                         | Total       |
|               | 福岡    | 2,146                                                          | 42,776                                                                          | Fukuoka     |
|               | 佐賀    | 706                                                            | 14,601                                                                          | Saga        |
|               | 長崎    | X                                                              | X                                                                               | Nagasaki    |
|               | 熊本    | 1,148                                                          | 24,255                                                                          | Kumamoto    |
|               | 大分    | 769                                                            | 16,178                                                                          | Oita        |
|               | 宮崎    | 556                                                            | 11,960                                                                          | Miyazaki    |
| 鹿児島           | X     | X                                                              | Kagoshima                                                                       |             |
| 沖縄            |       | 78                                                             | 1,754                                                                           | Okinawa     |

注：月末常用従業者年計は12月末の従業者数である。月間実働延人員は年平均である。

Note : The end-of-month number of ragard employees at the end of December, and the monthly total of working employees is annual average.

## 参 考 統 計

Reference statistics

## 1. 原材料樹脂の生産・出荷・在庫統計

| 品目<br>Goods                                                      | 単位<br>Unit                     | 生産数量<br>Production<br>Quantity | 受入数量<br>Receipt<br>Quantity | 消費数量<br>Consumption<br>Quantity | 出荷 Shipments   |                                        |                           | 在庫数量<br>Inventory<br>Quantity |
|------------------------------------------------------------------|--------------------------------|--------------------------------|-----------------------------|---------------------------------|----------------|----------------------------------------|---------------------------|-------------------------------|
|                                                                  |                                |                                |                             |                                 | 販売 Sales       |                                        | その他<br>Others<br>Quantity |                               |
|                                                                  |                                |                                |                             |                                 | 数量<br>Quantity | 金額 (百万円)<br>Value in Million<br>of Yen |                           |                               |
| フェノール樹脂計<br>Phenol-formaldehyde resin (PF)                       | t                              | 261,738                        | 13,272                      | 28,895                          | 236,210        | 69,839                                 | 9,894                     | 16,670                        |
| 成形材料<br>Phenolic resins (molding materials)                      | "                              | 45,233                         | 2,063                       | 2,883                           | 43,026         | 16,045                                 | 1,329                     | 3,193                         |
|                                                                  | "                              | (14,253)                       |                             |                                 |                |                                        |                           |                               |
| 積層品<br>Laminating phenolic resins                                | "                              | 27,626                         | 2,646                       | 14,774                          | 16,196         | 12,512                                 | 31                        | 2,250                         |
| シェルモールド用<br>Shell molding materials phenolic resins              | "                              | 30,759                         | 2,105                       | 3,305                           | 26,776         | 6,482                                  | 2,978                     | 2,196                         |
| 木材加工接着剤用<br>Lumber manufacturing adhesive phenolic materials     | "                              | 37,262                         | 27                          | 158                             | 36,791         | 3,018                                  | 74                        | 828                           |
| その他のフェノール樹脂<br>Other phenolic resins                             | "                              | 120,858                        | 6,431                       | 7,775                           | 113,421        | 31,781                                 | 5,482                     | 8,203                         |
| ユリア樹脂計<br>Urea (Formaldehyde) resins                             | "                              | 210,406                        | 3,083                       | 11,158                          | 202,761        | 16,491                                 | 537                       | 4,198                         |
| 成形材料<br>Urea-formaldehyde resins (molding materials)             | "                              | 13,359                         | 1,081                       | 7,106                           | 7,415          | 3,274                                  | 41                        | 973                           |
| 接着剤用<br>Adhesive phenolic resins                                 | "                              | 190,671                        | 1,928                       | 3,590                           | 189,251        | 11,890                                 | 485                       | 2,712                         |
| その他のユリア樹脂<br>Other urea-formaldehyde resins                      | "                              | 6,376                          | 74                          | 462                             | 6,095          | 1,328                                  | 11                        | 513                           |
| メラミン樹脂計<br>Melamine (Formaldehyde) resins                        | "                              | 152,026                        | 3,404                       | 17,173                          | 135,954        | 36,996                                 | 2,262                     | 4,604                         |
| 成形材料<br>Melamine-formaldehyde resins (molding materials)         | "                              | 7,750                          | 36                          | 1,043                           | 6,818          | 3,927                                  | 29                        | 923                           |
| 化粧板用(表面積)<br>Facing melamine-formaldehyde resins (Surface areas) | 10 <sup>3</sup> m <sup>2</sup> | 13,222                         | ...                         | ...                             | ...            | ...                                    | ...                       | ...                           |
| 化粧板用(重量)<br>Facing melamine-formaldehyde resins (Weight)         | t                              | 4,325                          | 1,138                       | 102                             | 5,234          | 18,067                                 | 122                       | 327                           |
| 塗料用<br>for paints                                                | "                              | 20,160                         | 1,644                       | 8,065                           | 11,663         | 4,589                                  | 2,077                     | 866                           |
| 接着剤用<br>for adhesive                                             | "                              | 114,598                        | 586                         | 7,045                           | 107,832        | 9,494                                  | 34                        | 1,988                         |
| その他のメラミン樹脂<br>for others                                         | "                              | 5,193                          | -                           | 918                             | 4,407          | 919                                    | -                         | 500                           |
| 不飽和ポリエステル樹脂計<br>Unsaturated Polyester Resin (U,P)                | "                              | 216,136                        | 3,529                       | 18,458                          | 195,643        | 50,245                                 | 5,080                     | 15,693                        |
| FRP用<br>for FRP                                                  | "                              | 157,620                        | 3,103                       | 12,266                          | 144,512        | 35,739                                 | 3,966                     | 10,481                        |
| その他の不飽和ポリエステル樹脂<br>Other unsaturated polyester resins            | "                              | 58,516                         | 426                         | 6,192                           | 51,131         | 14,506                                 | 1,114                     | 5,212                         |
| アルキド樹脂<br>Alkyd resins                                           | "                              | 109,829                        | 5,898                       | 49,308                          | 55,681         | 18,205                                 | 10,436                    | 7,540                         |
| エポキシ樹脂<br>Epoxy resin                                            | "                              | 243,388                        | 51,689                      | 34,961                          | 251,514        | 87,158                                 | 4,194                     | 19,807                        |
|                                                                  | "                              | (152,172)                      |                             |                                 |                |                                        |                           |                               |
| けい素樹脂<br>Silicon Plastics                                        | "                              | 290,144                        | -                           | 289,895                         | -              | -                                      | -                         | 1,448                         |
| ウレタンフォーム計<br>Urethane Form, Polyurethane Form                    | "                              | 263,084                        | 34,860                      | 37,867                          | 257,413        | 158,738                                | 2,937                     | 5,032                         |
| 軟質<br>Soft urethane Form                                         | "                              | 153,100                        | 28,507                      | 8,813                           | 170,826        | 116,400                                | 2,077                     | 3,019                         |
| 硬質<br>Hard urethane Form                                         | "                              | 109,984                        | 6,353                       | 29,054                          | 86,587         | 42,338                                 | 860                       | 2,013                         |
| ※ポリエチレン計<br>Polyethylene                                         | "                              | 3,342,288                      | 83,975                      | 5,315                           | 3,397,232      | 461,636                                | 40,523                    | 343,362                       |
| 低密度<br>Low density                                               | "                              | 1,892,484                      | 73,057                      | 2,946                           | 1,925,608      | 270,709                                | 40,275                    | 193,130                       |
| 高密度<br>High density                                              | "                              | 1,246,383                      | 10,793                      | 220                             | 1,272,724      | 148,334                                | 237                       | 124,977                       |
| エチレン・酢酸ビニルコポリマー<br>Ethylene-vinyl acetate copolymers             | "                              | 203,421                        | 125                         | 2,149                           | 198,900        | 42,592                                 | 11                        | 25,255                        |

注：(1)資料出所：「化学工業統計年報」

(2)積層品の生産欄( )内は化粧板用の生産で内数である。

(3)けい素樹脂の生産欄( )内はシロキサン生産量である。

※印は石油化学製品月報で調査している品目である。

Notes: (1)Source of data is "Yearbook of Chemical Industries Statistics".

(2)Figures in ( ) of the upper line of laminated products in the production

column are the amounts of production for use in decorative laminates and are included in the main figures.

(3)Figures in ( ) the Silicon plastics are for production of siloxane.

※Items with "※" are those surveyed in the Oil Consumption Statistics Monthly Report.

| 品目<br>Goods                                                           | 単位<br>Unit | 生産数量<br>Production<br>Quantity | 受入数量<br>Receipt<br>Quantity | 消費数量<br>Consumption<br>Quantity | 出荷 Shipments   |                                       |                           | 在庫数量<br>Inventory<br>Quantity |
|-----------------------------------------------------------------------|------------|--------------------------------|-----------------------------|---------------------------------|----------------|---------------------------------------|---------------------------|-------------------------------|
|                                                                       |            |                                |                             |                                 | 販売 Sales       |                                       | その他<br>Others<br>Quantity |                               |
|                                                                       |            |                                |                             |                                 | 数量<br>Quantity | 金額(百万円)<br>Value in Million<br>of Yen |                           |                               |
| ※ポリスチレン計<br>Polystyrene                                               | "          | 2,023,761                      | 57,817                      | 33,796                          | 2,005,595      | 306,090                               | 50,532                    | 193,883                       |
| 成形材料(GP-HI)<br>Polystyrene (GP-HI)(moulding materials)                | "          | 1,156,382                      | 35,099                      | 22,605                          | 1,169,194      | 125,121                               | 12,119                    | 98,911                        |
| 発泡用(FS)<br>Foaming polystyrene (FS)                                   | "          | 185,432                        | 11,859                      | 872                             | 185,578        | 41,490                                | 13,889                    | 7,778                         |
| AS樹脂<br>AS resin                                                      | "          | 135,536                        | 874                         | 10,087                          | 125,837        | 22,209                                | 1,534                     | 17,731                        |
| ABS樹脂<br>ABS resin                                                    | "          | 546,411                        | 9,985                       | 232                             | 524,986        | 117,271                               | 22,990                    | 69,463                        |
| ※ポリプロピレン<br>Polypropylene                                             | "          | 2,721,260                      | 56,271                      | 20,173                          | 2,720,596      | 366,956                               | 34,524                    | 348,379                       |
| ※ポリブテン<br>Polybutene                                                  | "          | 35,660                         | -                           | 100                             | 35,564         | 8,460                                 | -                         | 2,746                         |
| ※石油樹脂<br>Petroleum polymer resin                                      | "          | 137,420                        | 844                         | 500                             | 140,523        | 22,239                                | 35                        | 23,820                        |
| メタクリル酸エステル(モマー)<br>Metacrylate                                        | "          | 460,319                        | 118,535                     | 214,350                         | 364,179        | 49,430                                | -                         | 9,936                         |
| メタクリル樹脂計<br>Methacrylic resin                                         | "          | 221,858                        | 15,802                      | 47,439                          | 188,168        | 69,851                                | 280                       | 24,483                        |
| 成形材料<br>Molding materials                                             | "          | 126,318                        | 11,028                      | 29,237                          | 105,108        | 29,808                                | -                         | 16,396                        |
| 板状等材料<br>Laminar materials                                            | "          | 63,762                         | 3,949                       | 360                             | 68,532         | 35,004                                | 23                        | 7,834                         |
| その他のメタクリル樹脂<br>Other materials                                        | "          | 31,778                         | 825                         | 17,842                          | 14,528         | 5,039                                 | 257                       | 253                           |
| 酢酸ビニル(モマー)<br>Polyvinyl acetate                                       | "          | 588,786                        | 93,017                      | 307,328                         | 330,469        | 55,111                                | 44,943                    | 16,025                        |
| ポリビニルアルコール<br>Polyvinyl Alcohol (PVAL)                                | "          | 201,166                        | 1,332                       | 39,869                          | 156,148        | 47,708                                | 3,955                     | 31,022                        |
| 塩化ビニル(モマー)<br>Polyvinyl chlorides                                     | t          | 3,031,692                      | 558,271                     | 777,455                         | 2,439,195      | 138,874                               | 382,327                   | 37,303                        |
| 塩化ビニル樹脂計<br>Vinyl chloride Resins, Polyvinyl Chloride (P,V,C)         | "          | 2,409,555                      | 73,292                      | 183                             | 2,473,468      | 273,857                               | 29,160                    | 102,419                       |
| ポリマー<br>Polymer                                                       | "          | 2,166,452                      | 71,849                      | 183                             | 2,225,057      | 227,437                               | 29,160                    | 73,724                        |
| コポリマー<br>Copolymer                                                    | "          | 66,156                         | 1,443                       | -                               | 68,287         | 14,478                                | -                         | 7,448                         |
| ペースト<br>Past resin                                                    | "          | 176,947                        | -                           | -                               | 180,124        | 31,942                                | -                         | 21,247                        |
| 塩化ビニリデン樹脂(コポリマーを含む)<br>Vinylidene chloride resin(including copolymer) | "          | 61,150                         | 17                          | 16                              | 34,651         | 21,989                                | 26,583                    | 3,167                         |
| カプロラクタム<br>Caprolactam                                                | "          | 598,797                        | 69,275                      | 167,086                         | 380,260        | 80,885                                | 102,194                   | 37,142                        |
| ポリアミド系樹脂成形材料<br>Polyamide resins (moulding materials)                 | "          | 257,706                        | 6,519                       | 3,248                           | 245,933        | 120,561                               | 10,368                    | 34,659                        |
| ふっ素樹脂<br>Polyfluorocarebons                                           | "          | 26,557                         | 3,089                       | 1,027                           | 26,184         | 61,089                                | 2,803                     | 2,843                         |
| ポリカーボネート<br>Polycarbonate                                             | "          | 354,108                        | 15,465                      | 13,603                          | 351,528        | 140,869                               | 1,829                     | 30,653                        |
| ポリアセタール<br>Polyacetal                                                 | "          | 136,155                        | 3,512                       | -                               | 141,268        | 53,076                                | -                         | 12,992                        |
| ポリエチレンテレフタレート計<br>Polyethylene terephthalate (PET)                    | "          | 1,307,835                      | 111,422                     | 530,885                         | 583,969        | 100,773                               | 309,558                   | 73,478                        |
| 繊維用<br>for fiber                                                      | "          | 608,489                        | 42,275                      | 463,585                         | 27,258         | 3,135                                 | 161,744                   | 14,337                        |
| その他のポリエチレンテレフタレート<br>Other polyethylene terephthalate(PET)            | "          | 699,346                        | 69,147                      | 67,300                          | 556,711        | 97,638                                | 147,814                   | 59,141                        |
| ポリブチレンテレフタレート<br>Polybutylene terephthalate (PBT)                     | "          | 72,901                         | -                           | 5,384                           | 52,144         | 19,284                                | 13,575                    | 5,500                         |
| 変性ポリフェニレンエーテル<br>Modified polyphenylene ether                         | "          | 91,947                         | 29,206                      | 14,546                          | 102,548        | 43,401                                | 1,182                     | 11,764                        |
| その他の樹脂<br>Other resins                                                | "          | 196,869                        | -                           | 50,398                          | 148,848        | 44,332                                | 318                       | 5,244                         |

注：(4) その他の樹脂とは、アセチルセルロース、ポリビニルホルマール、ポリビニルブチラール、フラン樹脂、アセチルセルロースプラスチック、ニトロセルロース、セルロイド生地(新製)、たん白を含む接着剤等である。  
Notes: (4) Other resins include acetyl cellulose, polyvinyl formal, polyvinyl butyral, furan resin, acetyl cellulose plastic, nitrocellulose, sheet celluloid(newly produced) and adhesives containing protein.



## 2. 塩化ビニル管、継手及び板の生産・出荷・在庫統計

(単位：t) (Unit：t)

| 年 月     | 塩化ビニル管(t)        |                 |                 | 塩化ビニル継手(t)       |                 |                 | Year and Month |
|---------|------------------|-----------------|-----------------|------------------|-----------------|-----------------|----------------|
|         | 生産<br>Production | 出荷<br>Shipments | 在庫<br>Inventory | 生産<br>Production | 出荷<br>Shipments | 在庫<br>Inventory |                |
| 平成9年    | 489,554          | 486,950         | 34,955          | 49,155           | 48,212          | 5,770           | C.Y. 1997      |
| 10年     | 461,837          | 460,310         | 36,482          | 39,738           | 40,470          | 5,038           | 1998           |
| 11年     | 485,058          | 485,396         | 37,978          | 41,944           | 42,285          | 4,697           | 1999           |
| 12年     | 462,624          | 466,553         | 34,049          | 43,121           | 43,523          | 4,295           | 2000           |
| 平成12年1月 | 34,916           | 39,240          | 33,654          | 3,543            | 3,291           | 4,949           | Jan. 2000      |
| 2       | 36,842           | 37,141          | 33,355          | 3,546            | 3,346           | 5,149           | Feb.           |
| 3       | 38,663           | 39,904          | 32,114          | 3,296            | 3,645           | 4,800           | Mar.           |
| 4       | 28,911           | 29,045          | 31,980          | 3,119            | 3,315           | 4,604           | Apr.           |
| 5       | 29,924           | 30,652          | 31,252          | 2,820            | 3,053           | 4,371           | May.           |
| 6       | 34,504           | 33,771          | 31,985          | 3,582            | 3,558           | 4,395           | Jun.           |
| 7       | 41,390           | 38,230          | 35,145          | 3,669            | 3,630           | 4,434           | Jul.           |
| 8       | 35,266           | 37,624          | 32,787          | 3,291            | 3,456           | 4,269           | Aug.           |
| 9       | 49,117           | 47,522          | 34,382          | 3,952            | 3,998           | 4,223           | Sep.           |
| 10      | 46,674           | 46,118          | 34,938          | 4,206            | 4,105           | 4,324           | Oct.           |
| 11      | 46,559           | 46,754          | 34,743          | 4,129            | 4,188           | 4,265           | Nov.           |
| 12      | 39,858           | 40,552          | 34,049          | 3,968            | 3,938           | 4,295           | Dec.           |

注：資料出所：塩化ビニル管・継手協会

The source of data : Japan Pipe and Fitting Association.

(単位：t) (Unit：t)

| 年 月     | 硬質塩化ビニル板(t)      |                                                    |                                                 |                                                           |               |              |                 | Year and Month |
|---------|------------------|----------------------------------------------------|-------------------------------------------------|-----------------------------------------------------------|---------------|--------------|-----------------|----------------|
|         | 生産<br>Production | 出 荷 Shipments                                      |                                                 |                                                           |               |              | 在庫<br>Inventory |                |
|         |                  | 工業用(平板)<br>Industrial use<br>(Plastic flat plates) | 一般用(平板)<br>Popular use<br>(Plastic flat plates) | 建材用(波板)<br>Building material use<br>(Plastic wave plates) | 輸 出<br>Export | 合 計<br>Total |                 |                |
| 平成9年    | 55,259           | 16,553                                             | 10,828                                          | 26,567                                                    | 1,692         | 55,640       | 9,062           | C.Y. 1997      |
| 10年     | 48,470           | 12,054                                             | 8,353                                           | 27,313                                                    | 1,210         | 48,930       | 6,624           | 1998           |
| 11年     | 45,411           | 12,171                                             | 7,453                                           | 25,477                                                    | 949           | 46,050       | 5,928           | 1999           |
| 12年     | 46,396           | 15,609                                             | 9,442                                           | 19,964                                                    | 850           | 45,865       | 6,672           | 2000           |
| 平成12年1月 | 3,381            | 1,111                                              | 545                                             | 1,397                                                     | 49            | 3,102        | 6,207           | Jan. 2000      |
| 2       | 3,209            | 1,216                                              | 649                                             | 1,172                                                     | 85            | 3,122        | 6,294           | Feb.           |
| 3       | 3,440            | 1,525                                              | 812                                             | 1,547                                                     | 44            | 3,928        | 5,806           | Mar.           |
| 4       | 4,251            | 1,078                                              | 791                                             | 1,879                                                     | 53            | 3,801        | 6,471           | Apr.           |
| 5       | 3,865            | 1,082                                              | 744                                             | 2,452                                                     | 90            | 4,368        | 5,967           | May.           |
| 6       | 4,736            | 1,202                                              | 832                                             | 1,856                                                     | 127           | 4,017        | 6,686           | Jun.           |
| 7       | 4,031            | 1,261                                              | 790                                             | 1,591                                                     | 44            | 3,686        | 7,030           | Jul.           |
| 8       | 3,508            | 1,162                                              | 772                                             | 1,307                                                     | 74            | 3,315        | 7,223           | Aug.           |
| 9       | 4,370            | 1,673                                              | 953                                             | 1,769                                                     | 124           | 4,519        | 7,074           | Sep.           |
| 10      | 3,516            | 1,462                                              | 832                                             | 1,443                                                     | 64            | 3,801        | 6,789           | Oct.           |
| 11      | 3,955            | 1,440                                              | 887                                             | 1,839                                                     | 65            | 4,231        | 6,513           | Nov.           |
| 12      | 4,134            | 1,397                                              | 835                                             | 1,712                                                     | 31            | 3,975        | 6,672           | Dec.           |

注：資料出所：硬質塩化ビニル板協会

The source of data : Japan Rigid PVC Sheet Association.



平成12年 プラスチック製品統計年報

---

平成13年6月29日 発行

**定価3,150円**  
(本体価格3,000円)

編集 経済産業省経済産業政策局調査統計部  
発行所 社団法人 経済産業統計協会  
〒104-0061 東京都中央区銀座2-8-9  
(木挽館銀座ビル)  
電話 (03) 3561-2974  
FAX (03) 3561-5212

---

印刷・製本 (株)丸井工文社

ISBN4-924459-05-4 C2033 ¥3000E

