

平成 15 年

2003

繊維・生活用品統計年報

YEARBOOK
OF
TEXTILES AND CONSUMER GOODS
STATISTICS

經濟産業省經濟産業政策局調査統計部編

Compiled by
Research and Statistics Department
Economic and Industrial Policy Bureau
Ministry of Economy, Trade and Industry

序

経済産業省は、我が国鉱工業の生産活動の実態を明らかにするため、毎月、生産動態統計調査を実施し、調査結果を公表しております。

本年報は、平成15年に実施した生産動態統計調査のうち、繊維工業品及び生活用品に関する調査結果についてとりまとめたものです。本年報が、各方面で広く活用されることを期待しております。

本年報の発行に当たり、毎月の統計調査にご協力を頂いております皆様に対し厚くお礼申し上げます。

平成16年 6 月

経済産業省経済産業政策局調査統計部長

伊藤 章

目

| | |
|-----------------|-----|
| 序 | |
| 目次 | |
| 利用上の注意 | 6 |
| 断層接続係数事項 | 12 |
| 概況 | 13 |
| 1. 一般概況 | 13 |
| 2. 繊維工業の動向 | 14 |
| 3. 生活用品の動向 | 19 |
| 第1部 生産動態統計 | 22 |
| 1. 指数 | 22 |
| (1) 生産指数 | 22 |
| (2) 出荷指数 | 28 |
| (3) 在庫指数 | 34 |
| (4) 生産能力指数 | 40 |
| 2. 生産・出荷・在庫統計 | 41 |
| (1) 製品統計表(時系列) | 41 |
| 1) 化学繊維短繊維 | 41 |
| 2) 化学繊維長繊維 | 47 |
| 3) 紡績糸 | 53 |
| 紡績糸純・混紡糸別生産内訳 | 61 |
| 4) 織物 | 66 |
| 織物－生産内訳 | 79 |
| 5) 敷物・フェルト・不織布 | 83 |
| 不織布－用途別生産内訳 | 87 |
| 不織布(乾式)－設備別生産実績 | 87 |
| 6) 染色整理 | 88 |
| 7) ニット生地 | 106 |
| 8) ニット・衣服縫製品 | 111 |
| ニット・衣服縫製品－生産内訳 | 120 |
| 9) 製綿・ふとん | 128 |
| 10) 漁網・陸上網 | 132 |

次

| | |
|---------------------|-----|
| 11) 合成繊維網 | 134 |
| 12) 細幅織物・組ひも・レース生地 | 136 |
| 13) 家具 | 139 |
| 金属製家具 | 139 |
| 木製家具 | 147 |
| 14) 楽器 | 156 |
| 15) 文具 | 161 |
| 16) 玩具 | 168 |
| 17) 革靴 | 173 |
| 18) 製革 | 176 |
| (2) 製品年表 | 186 |
| 1) 化学繊維 | 186 |
| 2) 紡績糸 | 188 |
| 紡績糸純・混紡糸別生産内訳 | 188 |
| 3) 織物 | 190 |
| 織物－生産内訳 | 192 |
| 4) 敷物・フェルト・不織布 | 193 |
| 不織布－用途別生産内訳 | 193 |
| 不織布(乾式)－設備別生産実績 | 193 |
| 5) 染色整理 | 194 |
| 6) ニット生地(含む編立別生産内訳) | 196 |
| 7) ニット・衣服縫製品 | 196 |
| ニット・衣服縫製品－生産内訳 | 198 |
| 8) 製綿・ふとん | 200 |
| 9) 漁網・陸上網 | 200 |
| 10) 合成繊維網 | 200 |
| 11) 細幅織物・組ひも・レース生地 | 200 |
| 12) 家具 | 202 |
| 13) 楽器 | 204 |
| 14) 文具 | 204 |
| 15) 玩具 | 206 |
| 16) 革靴 | 206 |
| 17) 製革 | 208 |
| 製革出荷内訳 | 208 |

| | | | |
|----------------------------------|-----|----------------------------|-----|
| 3. 原材料消費・在庫統計 | 210 | 5. 労務統計(時系列) | 239 |
| (1) 消費・在庫統計表(時系列)..... | 210 | 1) 化学繊維..... | 239 |
| 1) 化学繊維用原材料..... | 210 | 2) 紡績..... | 239 |
| 2) 紡績等原材料..... | 210 | 3) 織物..... | 239 |
| 3) 原糸..... | 215 | 4) 敷物・フェルト・不織布..... | 239 |
| ① 織物..... | 215 | 5) 染色整理..... | 239 |
| ② ニット・衣服縫製品..... | 220 | 6) ニット・衣服縫製品..... | 240 |
| ③ 細幅織物・組ひも・レース生地..... | 222 | 7) 製綿・ふとん..... | 240 |
| 4) ニット・衣服縫製品用原反..... | 223 | 8) 漁網・陸上網..... | 240 |
| 5) 染色整理..... | 224 | 9) 合成繊維綱..... | 240 |
| ① 染料・顔料消費..... | 224 | 10) 細幅織物・組ひも・レース生地..... | 240 |
| ② 燃料消費..... | 225 | 11) 家具..... | 240 |
| 6) 燃料・電力消費..... | 226 | 12) 楽器..... | 240 |
| (2) 消費・在庫統計表(年表)..... | 227 | 13) 文具..... | 240 |
| 1) 化学繊維用原材料..... | 227 | 14) 玩具..... | 240 |
| 2) ニット・衣服縫製品用原反..... | 227 | 15) 革靴..... | 240 |
| 3) 染料・顔料消費..... | 227 | 16) 製革..... | 240 |
| 4) 染色整理 燃料・電力消費..... | 227 | | |
| 5) 繊維原料総括表..... | 228 | 第2部 参考統計 | 241 |
| 6) 原糸総括表..... | 228 | 1. 繊維流通統計..... | 242 |
| 4. 生産設備・生産能力統計(時系列) | 230 | (1) 繊維原料(年表)..... | 242 |
| 1) 化学繊維紡糸機..... | 230 | (2) 糸(年表)..... | 242 |
| 2) 紡機..... | 231 | (3) 織物(年表)..... | 243 |
| 3) 織機..... | 233 | (4) 糸受払(時系列)..... | 244 |
| 4) 敷物・フェルト・不織布..... | 235 | (5) 織物受払(時系列)..... | 245 |
| 5) ニット・衣服縫製品..... | 236 | 2. 革需給統計 | 246 |
| 6) 製綿・ふとん..... | 237 | (1) 製品年表..... | 246 |
| 7) 漁網・陸上網..... | 237 | (2) 受入・出荷・在庫(時系列)..... | 248 |
| 8) 細幅織物・組ひも・レース生地..... | 238 | (3) 革製品製造業者向出荷内訳(時系列)..... | 249 |
| 9) 金属製家具..... | 238 | (4) 労務(時系列)..... | 249 |
| 10) ボールペン..... | 238 | | |

Contents

| | |
|---|--|
| <p>Preface</p> <p>Notes for Utilization..... 9</p> <p style="padding-left: 20px;">About the connection coefficient..... 12</p> <p>General condition..... 13</p> <p style="padding-left: 20px;">1. General outline..... 13</p> <p style="padding-left: 20px;">2. Trend of Textile industry..... 14</p> <p style="padding-left: 20px;">3. Trend of Consumer goods..... 19</p> <p>Part I Current Production Statistics Survey 22</p> <p>1. Indices of Industrial Production.....22</p> <p style="padding-left: 20px;">(1) Indices of Industrial Production..... 22</p> <p style="padding-left: 20px;">(2) Indices of Industrial Producer's Shipments 28</p> <p style="padding-left: 20px;">(3) Indices of Industrial Producer's Inventory 34</p> <p style="padding-left: 20px;">(4) Indices of Production Capacity..... 40</p> <p>2. Production, Producer's Shipments and Producer's Inventory of Finished Goods.....41</p> <p style="padding-left: 20px;">(1) Historical Data by Commodities..... 41</p> <p style="padding-left: 40px;">1) Chemical staple fibers..... 41</p> <p style="padding-left: 40px;">2) Chemical filament fibers..... 47</p> <p style="padding-left: 40px;">3) Spun yarn..... 53</p> <p style="padding-left: 60px;">Spun yarn – Breakdown of production by Blended yarn with other Pure and Blended yarn..... 61</p> <p style="padding-left: 40px;">4) Woven fabrics.....66</p> <p style="padding-left: 60px;">Woven fabrics – Breakdown of production by Woven fabrics..... 79</p> <p style="padding-left: 40px;">5) Covering, Felt and Non-woven fabrics... 83</p> <p style="padding-left: 60px;">Non-woven fabrics – Breakdown of production by use..... 87</p> <p style="padding-left: 60px;">Non-woven fabrics (dry laid type) – production by facilities..... 87</p> <p style="padding-left: 40px;">6) Dyeing and Finishing processes..... 88</p> <p style="padding-left: 40px;">7) Knit fabrics (Breakdown of production)106</p> <p style="padding-left: 40px;">8) Knit and Sewn clothing products..... 111</p> <p style="padding-left: 60px;">Breakdown of production by Knit and Sewn clothing products..... 120</p> <p style="padding-left: 40px;">9) Wadding and Futon.....128</p> | <p>10) Fishing nets and Ground nets..... 132</p> <p>11) Synthetic fiber ropes..... 134</p> <p>12) Narrow fabrics, Braids and Lace fabrics...136</p> <p>13) Furniture..... 139</p> <p style="padding-left: 20px;">Metal furniture.....139</p> <p style="padding-left: 20px;">Wooden furniture.....147</p> <p>14) Musical instruments..... 156</p> <p>15) Stationery..... 161</p> <p>16) Toys..... 168</p> <p>17) Leather boots and shoes.....173</p> <p>18) Leather..... 176</p> <p>(2) Yearly Commodities..... 186</p> <p style="padding-left: 20px;">1) Chemical fibers.....186</p> <p style="padding-left: 20px;">2) Spun yarn..... 188</p> <p style="padding-left: 40px;">Spun yarn – Breakdown of production by blended yarn with other pure and blended yarn.....188</p> <p style="padding-left: 20px;">3) Woven fabrics..... 190</p> <p style="padding-left: 40px;">Woven fabrics – Breakdown of production by woven fabrics..... 192</p> <p style="padding-left: 20px;">4) Covering, Felt and Non-woven fabrics... 193</p> <p style="padding-left: 40px;">Non-woven fabrics – Breakdown of production by use..... 193</p> <p style="padding-left: 40px;">Non-woven fabrics (dry laid type) – production by facilities..... 193</p> <p style="padding-left: 20px;">5) Dyeing and Finishing processes..... 194</p> <p style="padding-left: 20px;">6) Knit fabrics (Breakdown of production)196</p> <p style="padding-left: 20px;">7) Knit and Sewn clothing products..... 196</p> <p style="padding-left: 40px;">Breakdown of production by Knit and Sewn clothing products..... 198</p> <p style="padding-left: 20px;">8) Wadding and Futon.....200</p> <p style="padding-left: 20px;">9) Fishing nets and Ground nets..... 200</p> <p style="padding-left: 20px;">10) Synthetic fiber ropes..... 200</p> <p style="padding-left: 20px;">11) Narrow fabrics, Braids and Lace fabrics200</p> <p style="padding-left: 20px;">12) Furniture..... 202</p> <p style="padding-left: 20px;">13) Musical instruments..... 204</p> <p style="padding-left: 20px;">14) Stationery..... 204</p> <p style="padding-left: 20px;">15) Toys..... 206</p> <p style="padding-left: 20px;">16) Leather boots and shoes.....206</p> <p style="padding-left: 20px;">17) Leather..... 208</p> |
|---|--|

| | | | |
|--|-----|--|-----|
| Shipments(sales) details..... | 208 | | |
| 3. Consumption and Inventory of Raw materials | | | |
| | 210 | | |
| (1) Historical Data by Consumption and Inventory..... | 210 | | |
| 1) Raw materials for Chemical fibers..... | 210 | | |
| 2) Raw materials for Spinning..... | 210 | | |
| 3) Material yarn..... | 215 | | |
| ① Woven fabrics..... | 215 | | |
| ② Knit and Sewn clothing..... | 220 | | |
| ③ Narrow fabrics, Braids and Lace fabrics..... | 222 | | |
| 4) Cloth for Knit and Sewn clothing..... | 223 | | |
| 5) Dyeing and Finishing processes..... | 224 | | |
| ① Consumption of Dyes and Pigments | 224 | | |
| ② Consumption of Fuel..... | 225 | | |
| 6) Consumption of Fuel and Electricity... | 226 | | |
| (2) Yearly Consumption and Inventory..... | 227 | | |
| 1) Raw materials for Chemical fibers..... | 227 | | |
| 2) Cloth for Knit and Sewn clothing..... | 227 | | |
| 3) Dyes and Pigments..... | 227 | | |
| 4) Dyeing and Finishing processes Consumption of Fuel and Electricity... | 227 | | |
| 5) Summary table of Fiber raw materials... | 228 | | |
| 6) Summary table of Material yarn..... | 228 | | |
| 4. Historical Data by Productive capacity | 230 | | |
| 1) Spinning machinery of Chemical fibers..... | 230 | | |
| 2) Spinning machinery..... | 231 | | |
| 3) Weaving machinery..... | 233 | | |
| 4) Covering, Felt and Non-woven fabrics..... | 235 | | |
| 5) Knit and Sewn clothing..... | 236 | | |
| 6) Wadding and Futon..... | 237 | | |
| 7) Fishing nets and Ground nets..... | 237 | | |
| 8) Narrow fabrics, Braids and Lace fabrics..... | 238 | | |
| 9) Metal furniture..... | 238 | | |
| 10) Ball-point pens..... | 238 | | |
| | | 5. Historical Data by Labor | 239 |
| | | 1) Chemical fibers..... | 239 |
| | | 2) Spinning..... | 239 |
| | | 3) Fabrics..... | 239 |
| | | 4) Covering, Felt and Non-woven fabrics..... | 239 |
| | | 5) Dyeing and Finishing processes..... | 239 |
| | | 6) Knit and Sewn clothing..... | 240 |
| | | 7) Wadding and Futon..... | 240 |
| | | 8) Fishing nets and Ground nets..... | 240 |
| | | 9) Synthetic fiber ropes..... | 240 |
| | | 10) Narrow fabrics, Braids and Lace fabrics..... | 240 |
| | | 11) Furniture..... | 240 |
| | | 12) Musical instruments..... | 240 |
| | | 13) Stationery..... | 240 |
| | | 14) Toys..... | 240 |
| | | 15) Leather boots and shoes..... | 240 |
| | | 16) Leather..... | 240 |
| | | Part II Reference Table | 241 |
| | | 1. Textile Goods Distribution Statistics | 242 |
| | | (1) Fiber raw materials (Yearly Commodities)..... | 242 |
| | | (2) Yarn (Yearly Commodities)..... | 242 |
| | | (3) Woven fabrics (Yearly Commodities)..... | 243 |
| | | (4) Historical data by Yarn..... | 244 |
| | | (5) Historical data by Woven fabrics..... | 245 |
| | | 2. Supply and Demand Statistics of Leather | 246 |
| | | (1) Yearly Commodities..... | 246 |
| | | (2) Receipt · Shipments · Inventory (Historical Data by Commodities)..... | 248 |
| | | (3) Breakdown of shipments for leather manufacture (Historical Data by Commodities)..... | 249 |
| | | (4) Labor (Historical Data by Commodities)..... | 249 |

利 用 上 の 注 意

- この年報は、統計法に基づく経済産業省生産動態統計調査規則（指定統計第11号）により実施された繊維工業品と生活用品に関する平成15年の集計結果を収録したものです。なお、この調査以外の資料を参考統計として転載しています。
- 毎月の生産動態統計調査の結果は、当部より「繊維・生活用品統計月報」として公表していますが、公表後、その数値について若干の訂正が生じたので、この年報ではこれら数値を一括して訂正しております。正しくはこの年報の数値を利用してください。
- 調査に該当する範囲

| 月報（調査票）の種類 | 調査対象の範囲 | 月報（調査票）の種類 | 調査対象の範囲 |
|--------------|--|------------|--|
| 化学繊維 | 従業者30人以上の事業所及び2以上の事業所を有する企業。 | 二次製品 | （製綿・ふとん） 従業者20人以上の事業所。 |
| 紡績糸 | 従業者20人以上、又は精紡機800錘以上の事業所及び2以上の事業所を有する企業。 | | （網） 従業者20人以上及び経済産業大臣の指定した事業所。 |
| 織物（細幅織物を除く） | 従業者10人以上及び経済産業大臣の指定した事業所及び2以上の事業所を有する企業。 | | （網） 従業者20人以上及び経済産業大臣の指定した事業所。 |
| 敷物・フェルト・不織布 | 従業者20人以上及び経済産業大臣の指定した事業所。 | | 〔細幅織物・組ひも・レース〕 従業者10人以上及び経済産業大臣の指定した事業所。 |
| 染色整理（機械染色整理） | 従業者20人以上の事業所。 | | 家具 従業者50人以上の事業所。 |
| ニット・衣服縫製品 | ニット生地を生産するものであって従業者20人以上のもの及びニット製品又は織物縫製品を生産するものであって従業者30人以上のもの及び経済産業大臣の指定した事業所。 | 生活用品 | 楽器 従業者20人以上の事業所。 |
| | | | 文具 従業者20人以上の事業所。 |
| | | | 玩具 従業者10人以上の事業所。 |
| | | | 革靴 従業者10人以上の事業所。 |
| | | | 製革 従業者10人以上及び経済産業大臣の指定した事業所。 |
| | | | |

4. 調査票の改正について

平成15年は調査票改正はありません。

5. 調査項目の定義

(1) 製 品

① 生 産

調査期間中に工場で実際に製造（又は加工）した製品です。従って、賃紡賃織のように他から委託を受けて、工場で製造したのも生産とします。

他に生産を委託した場合は、たとえそれが当該事業所（工場）の所有のものであっても、生産としません。

生産は原則として、最終工程を終えたときの数量とします。例えば、紡績糸の生産は精紡機揚りの管糸（玉揚げしたもの）の出来高から糸屑量を差引いたものであり、織物の場合は、製織が完了して捲取ロールを織機から取りはずしたときの織上り数量をさします。

② 受 入

調査期間中に調査品目と同一製品を工場又は所属倉庫（その工場が契約の主体となっている営業倉庫及びその他の保管場所を含む）に受入れられた場合をいいます。従って、下請工場から納入されたもの、購入品、同一企業内の他工場からの受入品、返品などがこれに該当します。

③ 消 費……製綿部門

一貫工場で、次の生産工程の原料、加工用として消費されたものをいいます。

④ 出 荷

調査期間中に、工場又は所属倉庫（受入に同じ）から出荷、又は自家使用（見本用などを含む）

されたものをいいます。

a. 販売

- (i) 需要者又は販売業者に直接販売することを目的として工場より出荷したもの。
- (ii) 織物生産部門において、機械染色整理業者へ引渡したもののうち、販売契約済みで、染色整理業者から販売先へ出荷するもの。
- (iii) 販売することを目的として、本社又は営業所等に出荷したもの。

b. 販売金額

販売数量を生産者販売価格で評価したものをいい、生産者販売価格とは企業の販売価格から積込料、運賃、保険料、その他の販売諸掛を除き、消費税を含めたものをいいます。

c. その他

A. 化学繊維，紡績部門

- (i) 受託生産品を委託者に引渡したもの。
- (ii) 自家使用したもの（工場の施設などへの投資，見本，贈答用，展示用，試験研究用など）。
化学繊維部門においては、本社（親会社を含む）などの管理下にある営業倉庫及びそれに類する保管場所へ出荷したのものもいいます。

B. A以外の部門

- (i) 当該品目を生産する同一企業内の他工場へ引渡したもの
- (ii) 委託生産用の原材料として引渡したもの
- (iii) 受託生産品を委託者へ引渡したもの
- (iv) 織物生産部門において、機械染色整理業者に引渡しても、販売先の確定していないもの
- (v) 自家使用したもの（見本，贈答用，展示用，試験研究用など）

⑤ 月末在庫

調査期間の末日現在において、工場及びその倉庫（営業倉庫を含む、以下同じ）に保管管理（所有権の有無は問わない。）している製品（受入品の分を含む）です。この調査では現荷主義によることを原則としていますので賃織、賃編などの目的で他工場に引渡してあるものは、委託者側の在庫として計上しないで、実際にそのものを保管している受託者側の在庫とします。ただし、撚糸、糸染、織物染色整理（手加工業者に限る）及び包装等の目的で他工場に送られた原料のうち加工終了後再び受入れられるものはそのまま生産者側の在庫として計上します（撚糸、糸染業者及び手加工の織物染色整理業者は調査対象外となっているため、この分については前述の現荷主義によらないことになっています）。

なお、染色整理を除く他のすべての部門の仕掛中の数量は在庫に含めません。

(2) 原 材 料

① 消 費（製造工程投入）

調査期間中に工場において調査対象品目を生産するために実際に投入した繊維原料，原糸，原反などをいいます。

② 月末在庫

調査期間中の月末現在において工場及び工場が契約の主体となって借り受けている倉庫又は保管場所に実際に保管してある原材料（受託生産用として受け入れた原材料を含む）をいいます。

(3) 労 務

月末従業者……調査期間の末日現在における当該部門の生産，補助，管理に従事する常用従業者をいいます。

月間実働延人員……調査期間中に業務に従事した当該部門の常用従業者の延人員をいいます。

(4) 生産設備能力（生産能力）

調査期間の末日において実際に保有しているすべての設備，又は生産能力をいいます。

6. この年報における繊維製品の組成繊維における区分について

- (1) 純糸、純織物については家庭用品品質表示法の基準に従います。したがって、そ毛（糸、編物、織物）は3%以内、紡毛（糸、編物、織物）は5%以内、毛以外の繊維は1%以内の他の繊維の混入、又は混用があっても純（糸、編物、織物）として取り扱っています。又、（イ）織物の飾糸、筋糸に含まれる他の繊維の混入又は混用が織物全量の7%以内のときは純織物とし、（ロ）毛布の場合には、たて糸の組成繊維に関係なく、よこ糸の組成繊維によって決まります。
- (2) 混紡糸及び混交織物の名称は、（イ）毛、合成繊維（2種以上の合成繊維が混用されているときは総量）又はアセテートが重量割合で30%以上含んでいるときは重量割合の最も多い繊維の名称とし、同率であるときは、毛、合成繊維、アセテートの順で呼びます。（ロ）その他の場合については使用されている繊維のうち重量割合の最も多い繊維の名称とし、使用されている繊維の重量割合が同率であるときには毛、絹、麻、合成繊維、アセテート、キュプラ（ベンベルグ）、綿及びビスコースの順で呼んでいます。
- (3) 合成繊維混紡糸及び合成繊維混交織物において、合成繊維間の重量割合が異なる場合は重量の多いものに格付けし、重量割合が同率のときはポリエステル、ナイロン、アクリル、ビニロン、ビニリデン、ポリ塩化ビニル、ポリエチレン、ポリプロピレン、ポリウレタン、その他の順に格付けしています。
- (4) 長繊維織物と短繊維織物の区分は前記によって格付けされる繊維の内容が長繊維が主であるか、紡績糸が主であるかによって区分しています。例えば重量割合で、アセテート（短繊維）30%、ビスコース人絹糸70%のようなアセテート織物はアセテート短繊維織物としています。
なお、長繊維と短繊維が同率の場合は長繊維織物としています。

7. 統計表中の符号の用法等

- (1) 統計表中の符号の用法
 - (0) 四捨五入の結果単位未満のもの
 - (-) 該当事項に実績のないもの
 - (x) 秘匿数字
 - (▲) マイナス
 - (…)
- (2) 単位未満を四捨五入しているため、内訳の積み上げと合計値が合わない場合もあります。

8. 断層接続係数について

12頁を参照ください。

9. その他

- (1) この年報に掲載された統計を他に転載するときは、必ず「平成15年繊維・生活用品統計年報」による旨を明記してください。
- (2) この年報の内容についての問い合わせは、下記あてご連絡ください。

郵便番号100-8902 東京都千代田区霞が関一丁目3番1号
 経済産業省経済産業政策局調査統計部 鉦工業動態統計室
 [電話 東京 (03) 3501-1511 (代) 内線2875・2876番]

本統計表は再生紙を使用しています。

Notes for Utilization

1. This yearbook includes 2003's results of the following : the Current Production Statistics (Designated Statistics No.11) concerning textile products, which were conducted under the Regulations for the Current Production Statistics Survey based on the Statistical Law. When materials other than these surveys are reprinted, the source is specified.
2. We monthly publish the results of the Current Production Statistics Survey, in the Monthly Report on Textiles and Consumer goods Statistics. After being published in the monthly report, numbers may be revised. Because this yearbook includes such revised numbers collectively, it is more useful to refer to numbers in this yearbook.
3. Scope converted by the research

| Kinds of Monthly Report (survey sheets) | Scope of the research | Kinds of Monthly Report (survey sheets) | | Scope of the research |
|--|---|---|---|--|
| Chemical fiber | Those with 30 or more employees. Those with two or more establishments. | Secondary Products | Wadding and Futon | Those with 20 or more employees |
| Spun yarn | Those with 20 or more employees, or with 800 or more spinning machines. Those with two or more establishments. | | Nets | Those with 20 or more employees, and those designated by the Minister of Economy, Trade and Industry |
| Woven fabrics (excluding narrow fabrics) | Those with 10 or more employees, and those designated by the Minister of Economy, Trade and Industry. Those with two or more establishments. | | Ropes | Those with 20 or more employees, and those designated by the Minister of Economy, Trade and Industry |
| Coverings, Felt, Non-woven Fabrics | Those with 20 or more employees, and those designated by the Minister of Economy, Trade and Industry | | Narrow fabrics Braided ropes Lace fabrics | Those with 10 or more employees, and those designated by the Minister of Economy, Trade and Industry |
| Dyeing and finishing processes (Machine dyeing finish) | Those with 20 or more employees | | Furniture | Those with 50 or more employees |
| Knit and Sewn clothing products | Those producing knitted fabric with 20 or more employees, those producing knitwear or sewn textile products with 30 or more employees and those designated by the Minister of Economy, Trade and Industry | Consumer Goods | Musical instruments | Those with 20 or more employees |
| | | | Stationery | Those with 20 or more employees |
| | | | Toys | Those with 10 or more employees |
| | | | Leather boots and shoes | Those with 10 or more employees |
| | | | Leather | Those with 10 or more employees, and those designated by the Minister of Economy, Trade and Industry |

4. Concerning the revision of survey sheets

The contents of the research have no any change in 2003.

5. Definition of Survey Items

(1) Product

① Production

The production of products manufactured (or processed) actually in plants during the survey period. Therefore, production includes manufacture entrusted from another enterprise or establishment.

When an establishment (plant) entrusts production to another establishment, this is not production for the establishment if the establishment holds the other one.

In principle, production is the quantity when the final process is finished. For example, production of spun yarn is the production of spool yarn doffed from final spinning machines less the amount of waste yarn. The production of textiles quantity when the take up roll is removed from the weaving machine after weaving is finished.

② Receipt

Receipt of survey item at a plant or its warehouses (including public warehouses and other depositories that the plant uses under contract) during the survey period. Therefore, receipt includes delivery from subcontracting factories, purchase, receipt from other plants of the same enterprise, and return.

③ Consumption (by cotton spinning section)

Consumption of products as a raw material or for processing at the next stage in integrated production.

④ Shipments

Shipments of a product from a plant or its warehouses (see Receipt) , or used by the plant itself (including samples) .

a . Sales

(i) Shipments from plants to other enterprises or retailers for direct sales

(ii) Shipments of products from the textile production section delivered to dyers and finishers, who will ship the processed products to retailers under sales contract

(iii) Shipments to the head officer or sales for sales

b . Value of sales

Quantity of sales estimated in terms of producer's price. Producer's price is enterprise's price excluding loading charge, freight charge, insurance premium and other expenses and including consumption tax.

c . Others

A. Chemical fiber section and spinning section

(i) Delivery of entrusted products to the consignors

(ii) Use by the plant itself (for investment in plants and other facilities, samples, gifts, exhibition, test and research, etc.) In the business survey of the chemical fiber section, it is also shipments to public warehouses and similar depositories under the control of the head office (including the parent company) .

B. Sections other than A

(i) Delivery to the plants of the same enterprise that produce the same items

(ii) Delivery of raw materials for entrusted production

(iii) Delivery of entrusted products to consignors

(iv) With regard to the textiles production section, delivery to mechanical dyers and finishers of products of which buyers are not determined.

(v) Use by the plant itself (for samples, gifts, exhibition, test, research, etc.)

⑤ End-of-month inventory

Inventory of products (including those received) kept in the plant and its warehouses (including public warehouses) as of the end of the survey period (whether the plant has the ownership or not) . Because the survey is on actual inventory basis, those delivered to included in pieceworkers who actually keep them. However, raw materials that have been sent to other plants for throwing, textile dyeing and finishing (only by handwork) or wrapping and will be returned to the plant after the processing are included in the inventory of the producer. Because throwers, yarn dyers and manual textile dyers and finishers are not converted by this survey, these cases are not on the actual inventory basis.

Unfinished products in all sections other than the dyeing and finishing section are excluded from inventory.

(2) **Raw Materials**

① Consumption

Fiber, yarn, cloth and other raw materials used actually in plants for production of survey items during the survey period.

② End-of-month inventory

Raw materials (including those for entrusted production) kept actually in the plant, or warehouses or depositories that the plant uses under agreement, as of the end of each month during the survey period.

(3) **Labor**

End-of-month employees : regular employees engaged in the production, assistance or supervision of the section at the end of the survey period.

Monthly total of working employees : total of regular employees in the section concerned who are engaged in duties during the survey period.

(4) **Equipment capacity for production**

All equipment kept actually at the end of the survey period or productive capacity.

6. Concerning classification in fiber composition of fiber products in this year book

- (1) Pure yarn and pure textiles follow the standards of the Household Goods Quantity Labeling Law. Therefore, if other fibers are included in worsted (yarn, knit and textiles) by up to 3%, in spun wool (yarn, knit and textiles) by up to 5%, or in fibers other than wool by up to 1%, they are treated as pure (yarn, knit and textiles). If the amount of other fibers in decorating yarn is less than 7% of the total weight of textiles, the textiles is regarded as pure. Whether a blanket is pure or not depends on fibers in the weft regardless of those in the wrap.
- (2) Regarding the name of blended yarn and blended yarn fabrics, if wool, synthetic fiber (if two kinds of synthetic fiber are used, it means the total weight) or acetate is included in mixed yarn or mixed textiles by more than 30% in weight, the name of the mixed yarn or textiles is the name of the fiber weighing the most. Also, if two or more fibers are included in the same percent, it is named in the order of wool, synthetic fiber and acetate. In other cases, the yarn or textiles are name of the fiber weighing the most. And if two or more fibers are included in the same percent, it is named in the order of wool, silk, hemp, synthetic fiber, acetate, cuprammonium (Bemberg), cotton and viscose.
- (3) In synthetic fibers-mixed spun yarn and synthetic fibers-mixed textiles, if the rate of weight between synthetic fibers is different, the name of the fibers is graded by the fiber weighing the most. If the weight of two or more fibers is the same, the name of the fibers is graded by the order of polyester, nylon, acrylic, vinylon, vinyliden, polyvinyl chloride, polyethylene, polypropylene, polyurethane and others.
- (4) The classification of filament fiber fabrics and staple fiber fabrics is classified whether contents of fibers graded above is mainly filament fibers or spun yarn. For example, concerning the rate of weight, acetate fabrics like acetate (staple fiber) 30%, viscose rayon yarn 70% is regarded as spun acetate fabrics.
And, if it is the same percent between filament fibers and staple fibers, it is regarded as filament fiber fabrics.

7. Signs in the Statistic Tables

- (1) Signs in the Statistics Tables
 - (0) Less than unit after rounding
 - (-) No results
 - (x) Conceal
 - (▲) Minus
 - (...) Unknown
- (2) Numbers may not sum to totals because of rounding.

8. About the connection coefficient

See P.12 about Breakdown.

9. Other

- (1) When reprinting the statistics contained in this Yearbook Report in other printed matter, it must be maintained that they are based on the 2003 Yearbook of Textiles and Consumer goods Statistics.
- (2) If there are any questions concerning this Yearbook, please contact to following.

**Office of Current Survey for Mining and Manufacturing, Research and Statistics Department,
Economic and Industrial Policy Bureau, Ministry of Economy, Trade and Industry
1 - 3 - 1 Kasumigaseki Chiyoda-ku
Tokyo 100-8902
TEL 03-3501-1511 ex 2875 • 2876**

| |
|-------------------------------------|
| This Year book uses recycled paper. |
|-------------------------------------|

断層接続係数事項 About the connection coefficient

平成15年1月分からの見直し等により下表の品目に平成14年以前と数値の不連続が生じています。
平成14年以前と数値の比較を行う場合は平成14年以前の数値に下表の係数を乗じて比較してください。

Because of the revision of the survey, there may be discontinuity in the following items between the figures before and those after January 2003.

Please multiply the coefficients in the following tables by the figures before 2002 when you compare the figures before and after 2002.

《生産・出荷・在庫》 Production, Producer's Shipments and Producer's Inventory of Finished Goods

| 品 目 Goods | 生産数量 Production Quantity | 出荷数量 Shipments Quantity | 販売 Sales | | 在庫数量 Inventory Quantity |
|---|--------------------------------|-------------------------------|----------------|-------------|-------------------------------|
| | | | 数量 Quantity | 金額 Value | |
| | | | | | |
| 【ニット・衣服縫製品】 【Knit and Sewn clothing products】 | | | | | |
| 織物製（乳児用） Woven fabric for baby | 0.858 | 0.894 | - | - | 0.225 |
| 下着計 Underwear total | 0.958 | 0.942 | 0.917 | 0.968 | 0.787 |
| ニット製（下着） Knitted underwear | 0.669 | 0.599 | 0.512 | 0.966 | 0.263 |
| 外衣計 Outerwear total | 0.959 | 0.973 | 0.963 | 0.995 | 0.998 |
| 織物製（外衣） Woven fabrics outerwear | 0.920 | 0.950 | 0.930 | 0.972 | 0.997 |
| 【文具】 【Stationery】 | | | | | |
| シャープペンシル用替芯 Leads for mechanical pencils | 1.048 | 1.025 | 1.029 | - | 1.060 |
| 【家具】 【Furnitures】 | | | | | |
| 金属製保管庫類・棚 Storage cabinets・Racks (Metal) | 0.968 | 0.951 | 0.951 | 0.037 | 0.892 |
| 金属製棚 Racks (Metal) | 0.964 | 0.957 | 0.957 | 0.957 | 0.939 |
| 木製棚 Shelves (Wooden) | 1.041 | 1.046 | 1.046 | 1.021 | 1.035 |
| 食器棚 Cupboards (Wooden) | 1.026 | 1.048 | 1.049 | 1.008 | 1.005 |

《能力》 Production capacity

| 区 分 Productive capacity | 能 力 Productive capacity |
|--|----------------------------|
| 【ニット・衣服縫製品】 工業用動力ミシン Industrial sewing machines | 0.999 |
| 【文具】 ボールペン（インキングマシン） Ball-point pens (Inking machine) | 0.997 |

概 況

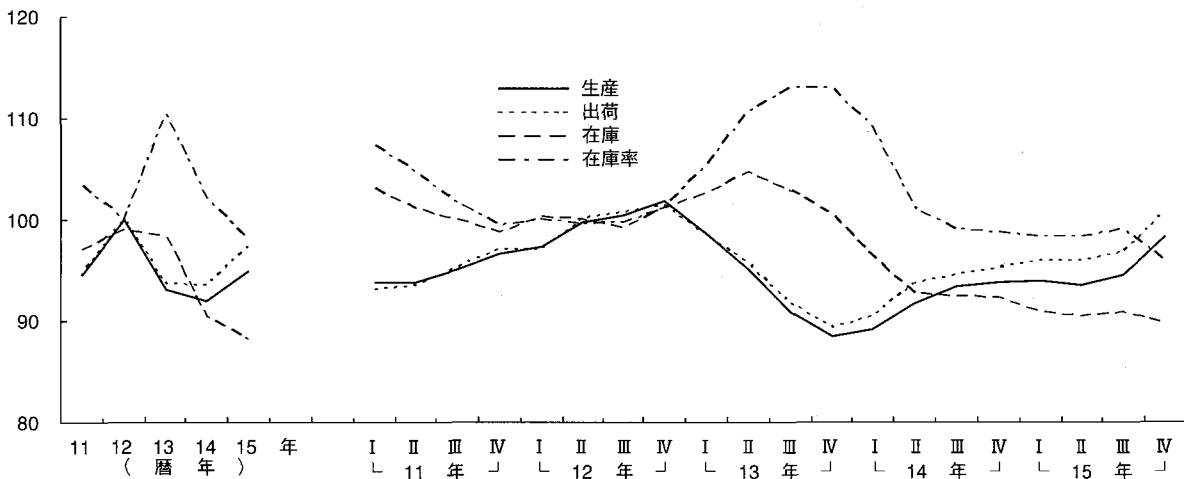
1. 一般概況

—持ち直しの動きがみられる産業活動—

平成15年の鉱工業生産は、年前半は弱含みで推移したものの、年後半に持ち直しの動きがみられ、年平均では指数水準が95.0、前年比3.3%と3年ぶりに上昇となった。

四半期別の動向をみると、1～3月期は電子部品・デバイス工業、一般機械工業、化学工業等が上昇したことにより前期比0.2%の上昇となった。4～6月期は電子部品・デバイス工業、電気機械工業、石油・石炭製品工業が低下したことにより同▲0.4%の低下となった。7～9月期は電子部品・デバイス工業、一般機械工業、輸送機械工業等が上昇したことにより同1.0%の上昇となった。10～12月期は電子部品・デバイス工業、一般機械工業、輸送機械工業等が上昇したことにより同3.9%の上昇となった（第1図、第1表）。

第1図 鉱工業生産・出荷・在庫・在庫率の推移（平成12年＝100，季節調整済）



第1表 鉱工業指数の推移（平成12年＝100，季節調整済）

| | 13年 | 14年 | 15年 | 14年 | | | | 15年 | | | |
|-----------|-------|-------|-------|-------|-------|------|-------|-------|-------|-------|-------|
| | | | | I | II | III | IV | I | II | III | IV |
| 生産 | 93.2 | 92.0 | 95.0 | 89.2 | 91.8 | 93.4 | 93.8 | 94.0 | 93.6 | 94.5 | 98.2 |
| (前期(年)比) | ▲6.8 | ▲1.3 | 3.3 | 0.8 | 2.9 | 1.7 | 0.4 | 0.2 | ▲0.4 | 1.0 | 3.9 |
| (前年同期比) | - | - | - | ▲9.8 | ▲3.4 | 3.3 | 6.0 | 5.5 | 2.2 | 1.0 | 4.1 |
| 出荷 | 93.7 | 93.5 | 97.2 | 90.5 | 93.7 | 94.6 | 95.3 | 95.8 | 95.9 | 96.7 | 100.6 |
| (前期(年)比) | ▲6.3 | ▲0.2 | 4.0 | 1.3 | 3.5 | 1.0 | 0.7 | 0.5 | 0.1 | 0.8 | 4.0 |
| (前年同期比) | - | - | - | ▲8.4 | ▲1.9 | 3.4 | 6.7 | 5.7 | 3.0 | 2.0 | 4.9 |
| 国内向け出荷 | 94.4 | 92.4 | 95.1 | 90.0 | 92.6 | 93.3 | 93.8 | 94.5 | 94.2 | 94.3 | 98.0 |
| (前期(年)比) | ▲5.6 | ▲2.1 | 2.9 | 0.1 | 2.9 | 0.8 | 0.5 | 0.7 | ▲0.3 | 0.1 | 3.9 |
| (前年同期比) | - | - | - | ▲9.6 | ▲4.0 | 1.3 | 4.3 | 5.1 | 2.4 | 0.8 | 3.7 |
| 輸出向け出荷 | 90.4 | 99.0 | 107.1 | 94.6 | 99.0 | 99.5 | 102.9 | 103.9 | 103.9 | 107.4 | 113.5 |
| (前期(年)比) | ▲9.6 | 9.5 | 8.2 | 9.0 | 4.7 | 0.5 | 3.4 | 1.0 | 0.0 | 3.4 | 5.7 |
| (前年同期比) | - | - | - | ▲2.1 | 9.1 | 13.7 | 18.5 | 8.3 | 5.9 | 7.7 | 10.5 |
| 在庫 | 98.3 | 90.4 | 88.2 | 96.2 | 92.7 | 92.5 | 92.3 | 90.9 | 90.5 | 90.9 | 89.8 |
| (前期(年)末比) | ▲0.7 | ▲8.0 | ▲2.4 | ▲4.2 | ▲3.6 | ▲0.2 | ▲0.2 | ▲1.5 | ▲0.4 | 0.4 | ▲1.2 |
| (前年同期末比) | - | - | - | ▲6.1 | ▲11.3 | ▲9.9 | ▲8.0 | ▲5.8 | ▲2.8 | ▲1.6 | ▲2.4 |
| 在庫率 | 110.4 | 102.0 | 97.9 | 109.0 | 101.1 | 99.0 | 98.7 | 98.3 | 98.3 | 99.0 | 95.9 |
| (前期(年)比) | 10.4 | ▲7.6 | ▲4.0 | ▲3.5 | ▲7.2 | ▲2.1 | ▲0.3 | ▲0.4 | 0.0 | 0.7 | ▲3.1 |
| 稼働率 | 92.4 | 93.5 | 97.3 | 89.9 | 93.1 | 95.3 | 95.6 | 96.2 | 96.2 | 96.8 | 100.2 |
| (前期(年)比) | ▲7.6 | 1.2 | 4.1 | 2.2 | 3.6 | 2.4 | 0.3 | 0.6 | 0.0 | 0.6 | 3.5 |

(注) 1. 輸出向け出荷及び国内向け出荷は「鉱工業出荷内訳表」による。
 2. 年及び前年同期比の数値は原指数による。

2. 繊維工業の動向

15年の繊維工業の生産は、前年比▲8.2%と元年以降15年連続の低下となった。これは、国内需要の低迷に加え製品輸入増加の影響を受け、川上から川下段階までの減産継続により、衣類、織物、化学繊維などすべての業種が減少したことによる。

四半期別にみると1～3月期は、織物、衣類、紡績などすべての業種が減少したことにより前期比▲2.5%の低下、4～6月期は、衣類、化学繊維、織物などすべての業種が減少したことにより同▲3.7%の低下となった。7～9月期は、その他の繊維製品が増加したものの、衣類、織物、化学繊維などが減少したことにより同▲1.1%の低下、10～12月期は、その他の繊維製品、衣類、織物などが減少したことにより同▲1.4%の低下と年間を通して低下が続いた。

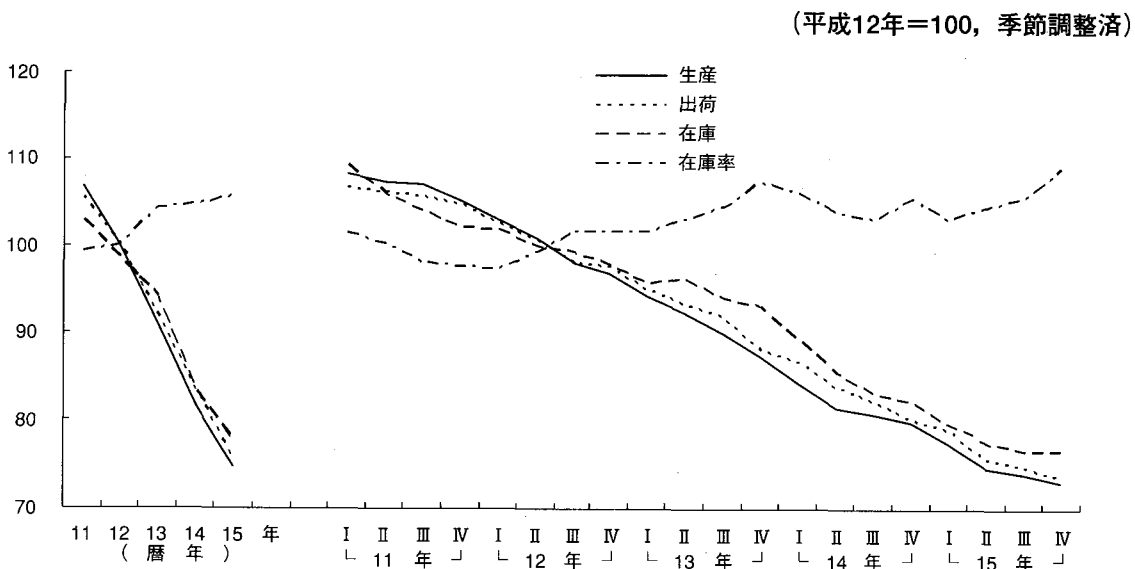
出荷は、前年比▲9.0%と生産同様15年連続の低下となった。これは、衣類、織物、化学繊維などすべての業種が減少したことによる。

これを内外需別にみると、国内向けは衣類、織物などすべての業種が減少したことにより前年比▲10.6%の低下、輸出向けは化学繊維、織物が減少したものの、衣類、その他の繊維製品、紡績が増加したことにより同0.1%の上昇となった。

在庫は、織物、衣類、化学繊維などすべての業種が減少したことから前年末比▲6.5%と6年連続の低下となった。

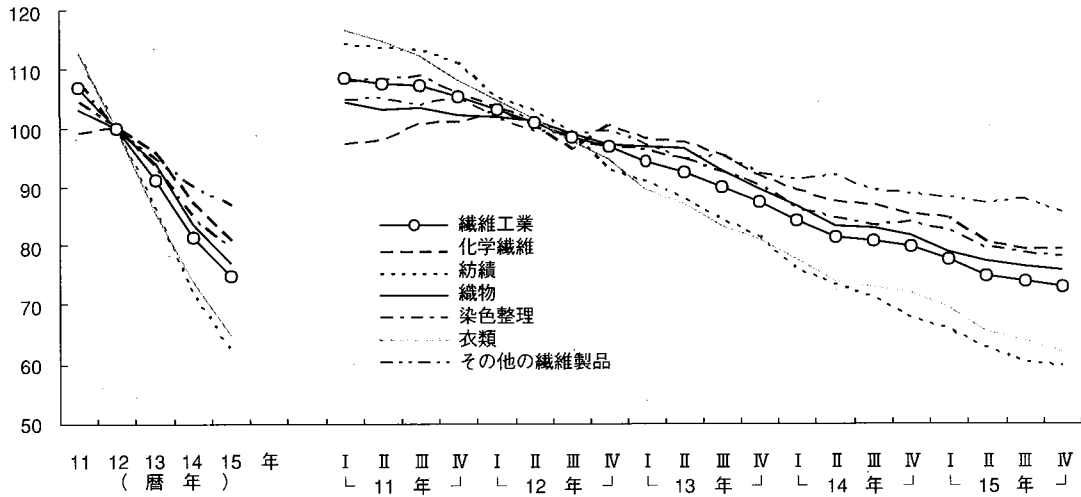
なお、在庫率は、前年比0.9%と4年連続の上昇となった（第2図、第3図）。

第2図 繊維工業の生産・出荷・在庫・在庫率の推移

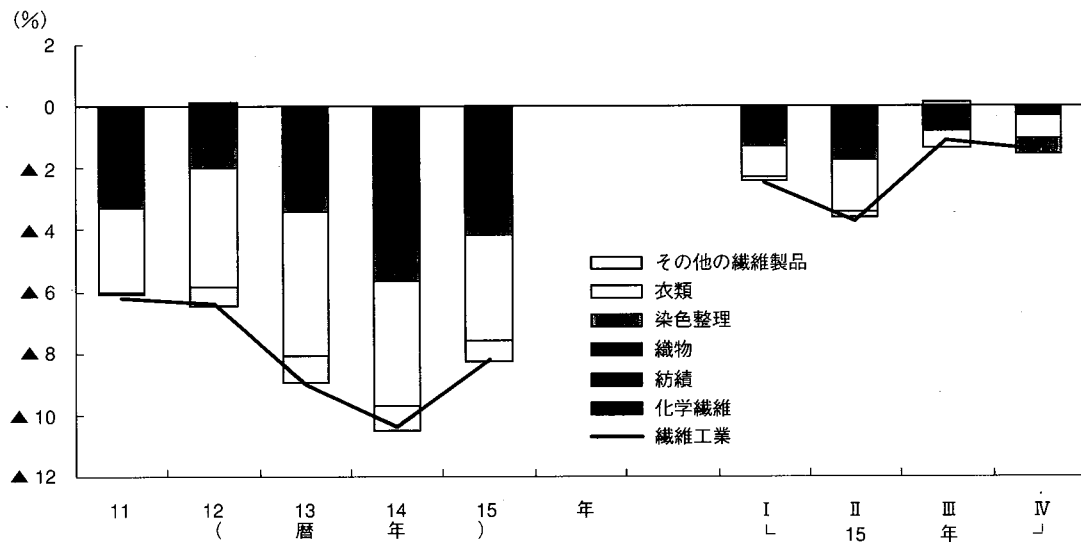


第3図 業種別繊維工業生産の推移

指数水準（平成12年=100, 季節調整済）



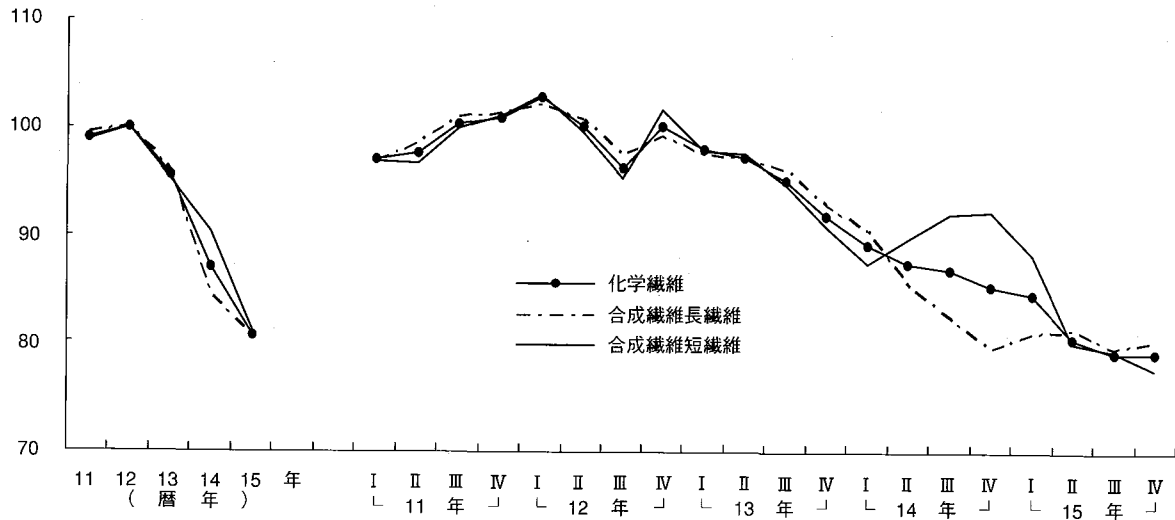
前期（前年）比，伸び率寄与度



① 化学繊維の生産は、前年比▲7.3%の低下、出荷も同▲8.4%の低下となった。これは国内需要の低迷により合成繊維（短繊維、長繊維）が減少したことによる。在庫は、合成繊維（短繊維、長繊維）が減少したことから前年末比▲7.2%の低下となった。

生産を品目別にみると、合成繊維短繊維は、アクリルの大手メーカーの生産撤退やポリエステルの不織布用途の停滞により前年比▲10.2%の減少、合成繊維長繊維は、ポリエステルの輸入が増加する中、国内需要が低迷したことやナイロンの衣料用途の需要不振の継続から同▲4.6%の減少となった（第4図）。

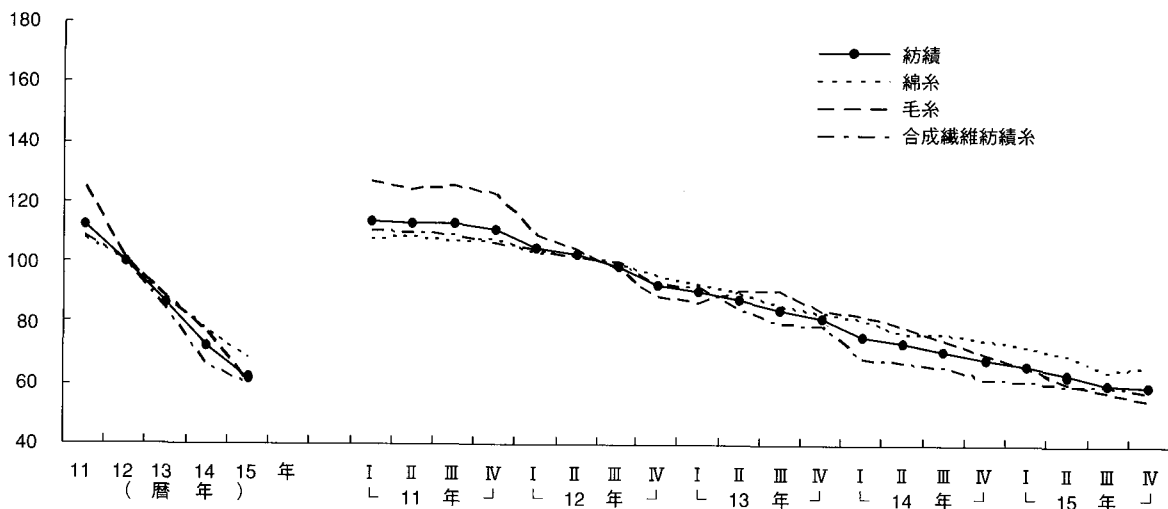
第4図 化学繊維の主要品目別生産推移（平成12年=100，季節調整済）



- ② 紡績の生産は、前年比▲13.5%の低下、出荷も、同▲13.9%の低下となった。これは製品輸入などの影響による国内生産の減少により、設備の廃棄、生産の海外移転が進んだことから毛糸、綿糸、合成繊維紡績糸のすべてが減少したことによる。在庫は、綿糸が増加となったものの、毛糸、合成繊維紡績糸が減少したことから前年末比▲11.9%の低下となった。

生産を品目別にみると、毛糸は前年比▲21.9%、綿糸は同▲12.0%といずれも内需不振による減産の継続によりそれぞれ減少となった。また、合成繊維紡績糸もアクリル紡績糸、ポリエステル紡績糸の不振により同▲8.6%の減少となった（第5図）。

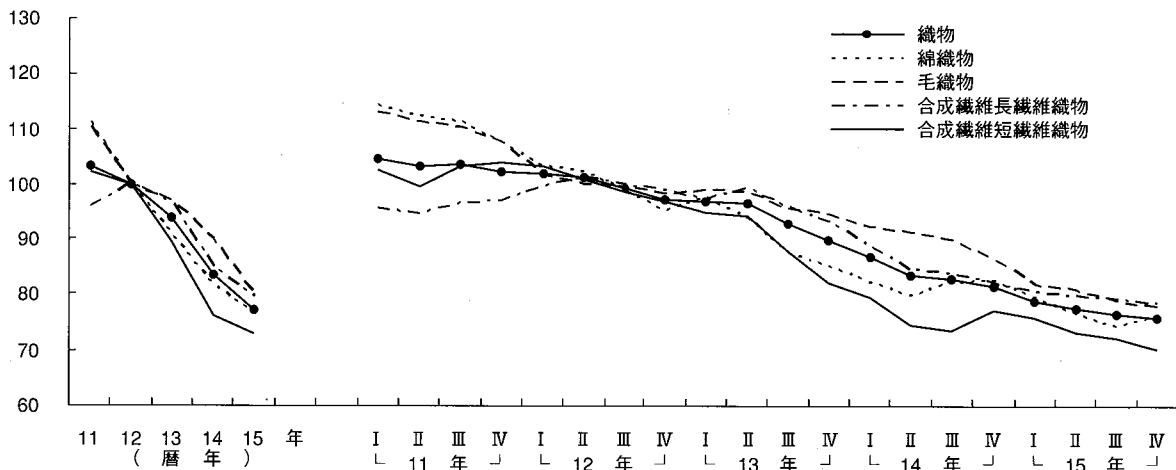
第5図 紡績の主要品目別生産推移（平成12年=100，季節調整済）



- ③ 織物の生産は、前年比▲7.9%の低下、出荷も、同▲9.3%の低下となった。これは国内需要の低迷や製品輸入の影響を受け、合成繊維織物（長繊維、短繊維）、毛織物、絹・絹紡織物などすべてが減少したことによる。在庫は、毛織物、絹・絹紡織物、合成繊維織物（長繊維）などすべてが減少したことにより前年末比▲11.6%の低下となった。

生産を品目別にみると、合成繊維長繊維織物はタフタ、加工糸織物などポリエステル長繊維織物の不振により前年比▲6.4%の減少となった。毛織物は、男子服地の伸び悩みや輸出の減少により同▲11.4%の減少となった。また、絹・絹紡織物、綿織物も同▲11.6%、同▲6.3%とそれぞれ減少となった（第6図）。

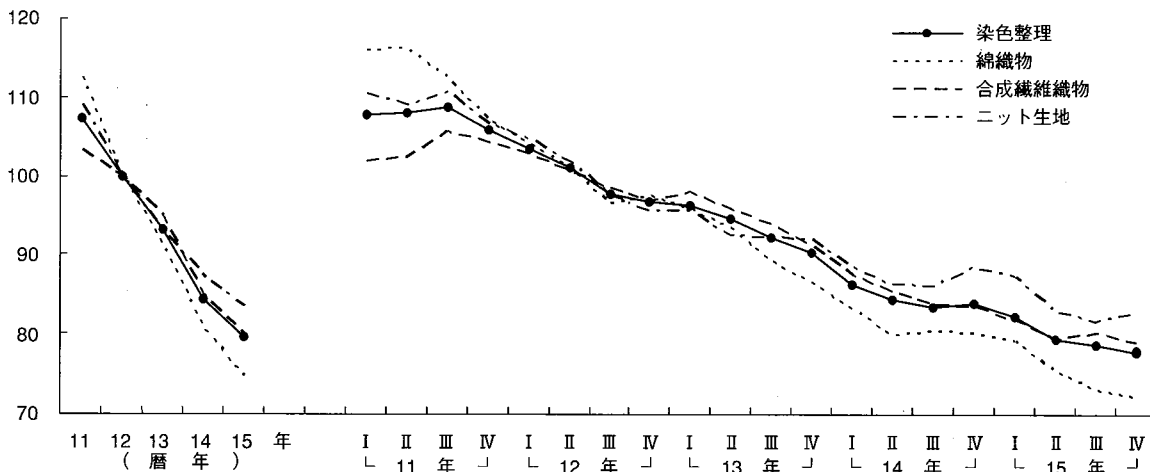
第6図 織物の主要品目別生産推移（平成12年=100，季節調整済）



- ④ 染色整理の生産（加工高、以下同じ）、出荷はともに合成繊維織物、綿織物、ニット生地が減少したことにより前年比▲5.8%、同▲6.5%とそれぞれ低下した。在庫は前年末比▲3.5%の低下となった。

生産を品目別にみると、合成繊維染色整理は前年比▲5.9%、綿織物染色整理は同▲7.3%、ニット生地染色整理は同▲4.4%の減少となった。これは、製品輸入の影響により国内需要の不振が続いていることによる（第7図）。

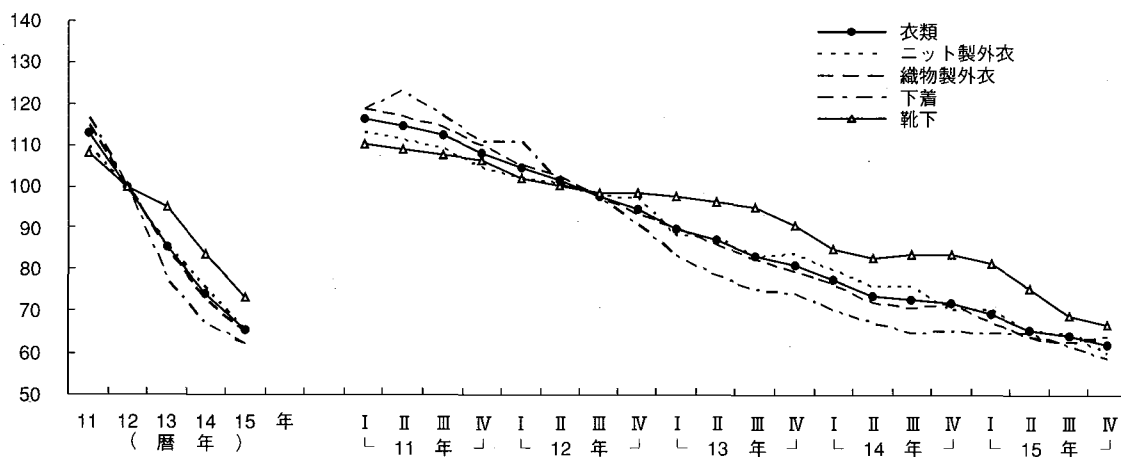
第7図 染色整理の主要品目別生産推移（平成12年=100，季節調整済）



- ⑤ 衣類の生産は、前年比▲11.9%の低下、出荷も、同▲12.7%の低下となった。これは個人消費の不振に加え、製品輸入の影響を受けて、織物製外衣、ニット製外衣、靴下などすべてが減少したことによる。在庫は、靴下、ニット製外衣、織物製外衣などすべてが減少したことにより前年末比▲3.6%の低下となった。

生産を品目別にみると、織物製外衣は、ワイシャツ・ブラウス、ズボン・スラックス類など、ニット製外衣は、アウターシャツ・スポーツシャツ・Tシャツなどを中心に減少したことにより、それぞれ前年比▲11.3%、同▲14.0%の減少となった。靴下は、パンテイスッキング、短靴下類がともに減少したことにより同▲12.7%の減少となった。また下着は、パンツ類、アンダーシャツ・クレープシャツなどが減少したことにより同▲6.6%の減少となった（第8図）。

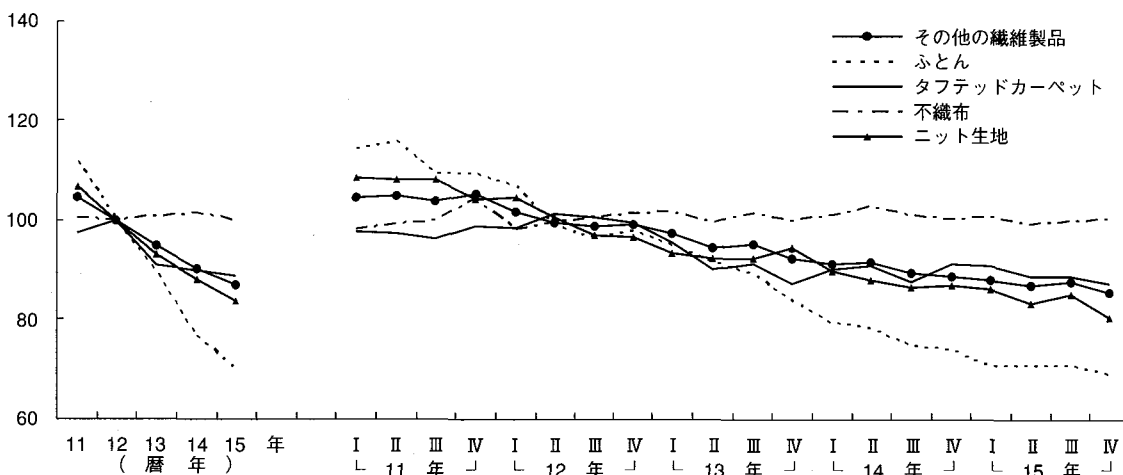
第8図 衣類の主要品目別生産推移（平成12年=100，季節調整済）



- ⑥ その他の繊維製品の生産は、前年比▲3.6%、出荷も同▲4.4%の低下となった。これはふとん、ニット生地、不織布などすべてが減少したことによる。在庫は、ふとんが増加したものの、不織布、タフテッドカーペット、ニット生地が減少したことにより前年末比▲5.7%の低下となった。

生産を品目別にみると、ふとんは、羽毛・羽根ふとん、掛けふとんなどすべてが減少したことにより前年比▲7.9%の減少、ニット生地は、衣料用需要の不振により同▲4.8%の減少となった。また不織布、タフテッドカーペットも同▲1.2%、同▲1.2%とそれぞれ減少となった（第9図）。

第9図 その他の繊維製品の主要品目別生産推移（平成12年=100，季節調整済）



3. 生活用品の動向

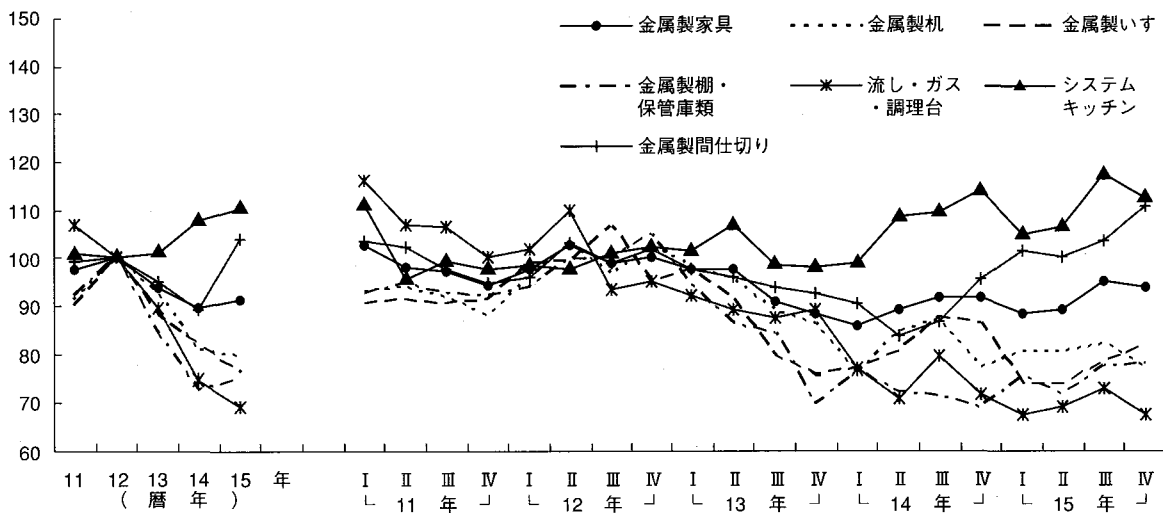
① 金属製家具の生産は、前年比2.1%、出荷も同2.2%とともに上昇となった。在庫は、システムキッチン、流し・ガス・調理台が減少したことから、前年末比▲9.7%の低下となった。

生産を品目別にみると、間仕切りが前年比16.6%、システムキッチンが同2.3%、棚・保管庫類が同4.0%とそれぞれ増加となった（第10図）。

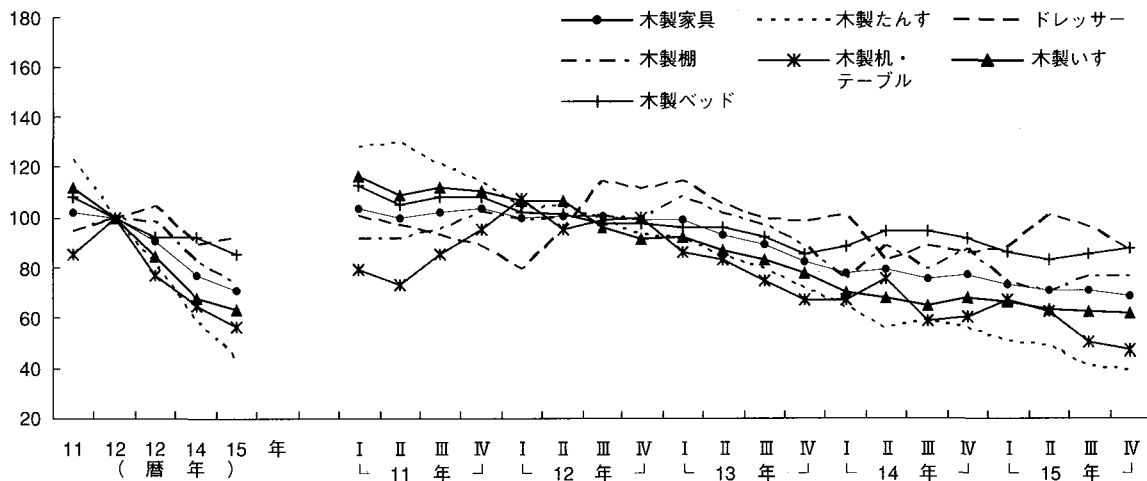
② 木製家具の生産は、前年比▲8.3%、出荷も同▲11.0%とともに低下となった。在庫は、ベッド、棚、いすが大幅に減少したのをはじめ全品目が減少したことにより前年末比▲22.7%の低下となった。

生産を品目別にみると、棚が前年比▲10.4%、たんすが同▲24.0%、ベッドが同▲7.3%、机・テーブルが同▲12.6%とそれぞれ減少となった（第11図）。

第10図 金属製家具の主要品目別生産推移（平成12年=100, 季節調整済）

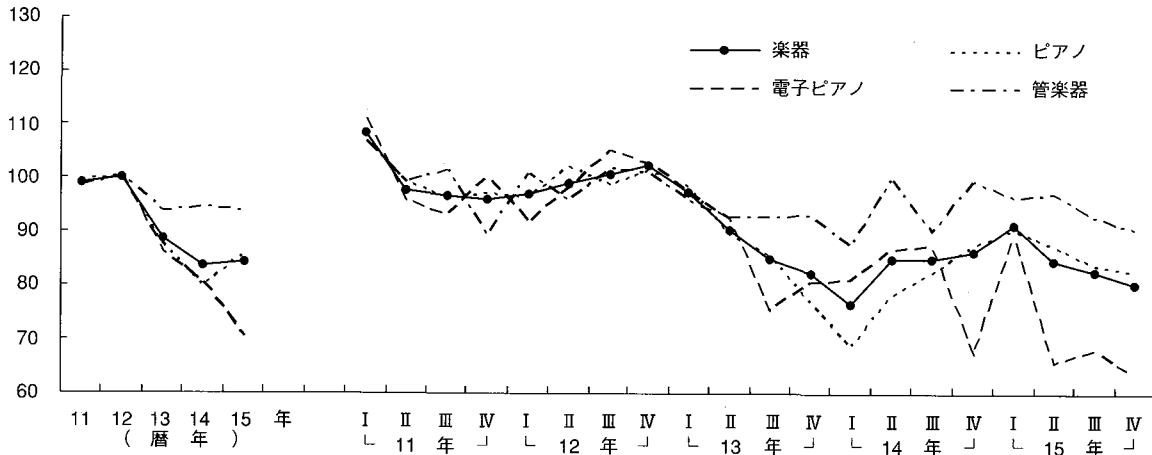


第11図 木製家具の主要品目別生産推移（平成12年=100, 季節調整済）



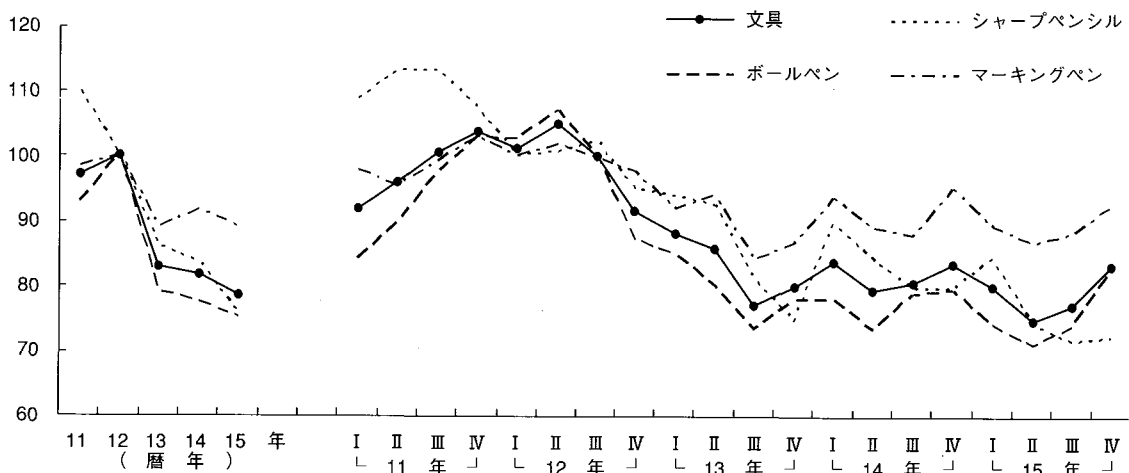
- ③ 楽器の生産は、前年比0.8%と3年ぶりの上昇となった。出荷はピアノ、管楽器が増加となったが、電子ピアノが減少したことにより同0.0%の横ばいとなった。在庫は、前年末比▲5.1%の低下となった。生産を品目別にみると、ピアノは前年比7.8%の増加、電子ピアノは同▲12.3%の減少、管楽器は同▲0.7%の減少となった（第12図）。

第12図 楽器の主要品目別生産推移（平成12年=100，季節調整済）



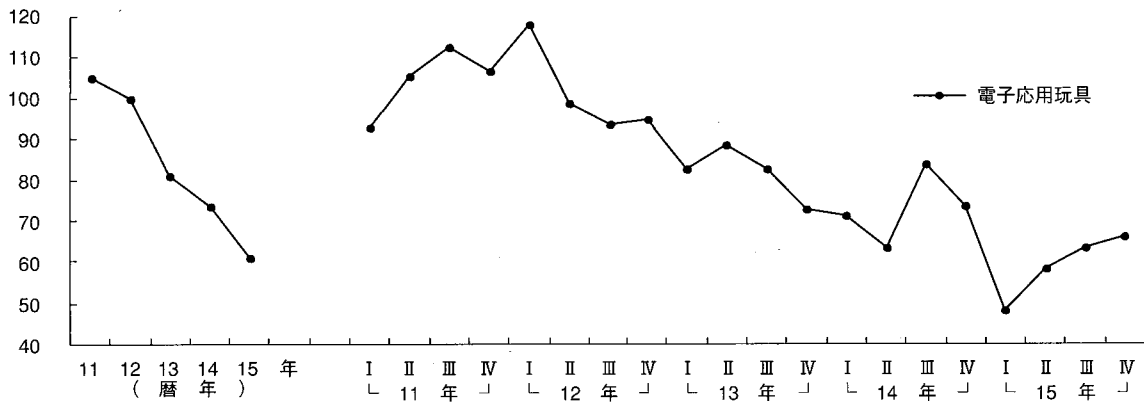
- ④ 文具の生産は、前年比▲4.0%、出荷は同▲3.4%の低下となった。在庫は、ボールペン、マーキングペン、シャープペンシルの増加により前年末比7.0%の上昇となった。生産を品目別にみると、シャープペンシルは前年比▲9.6%、ボールペンは同▲2.8%、マーキングペンは同▲2.6%の減少となった（第13図）。

第13図 文具の主要品目別生産推移（平成12年=100，季節調整済）



- ⑤ 玩具（電子応用玩具）の生産は、前年比▲17.3%、出荷は同▲14.9%とともに4年連続の低下となった。在庫は、前年末比14.9%の上昇となった（第14図）。

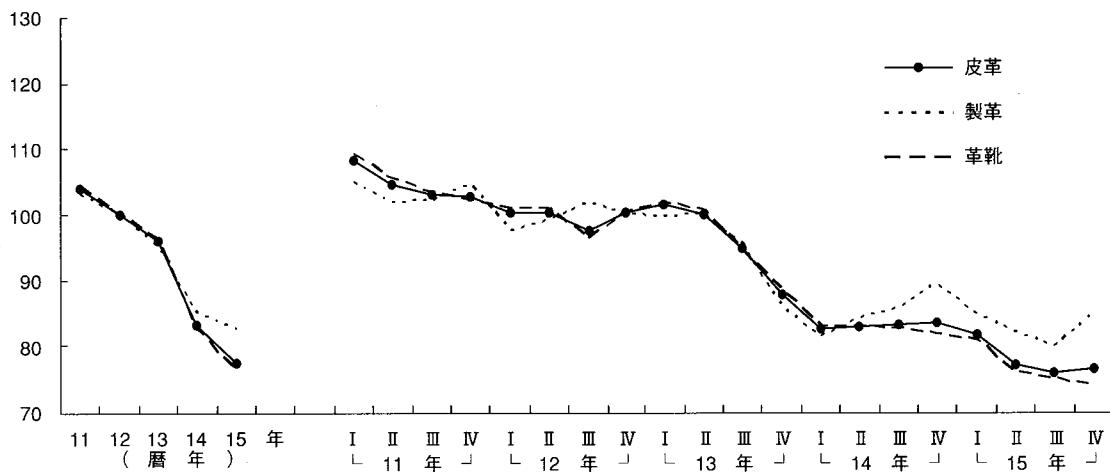
第14図 玩具（電子応用玩具）の生産推移（平成12年=100, 季節調整済）



- ⑥ 皮革製品工業の生産は、前年比▲6.4%と13年連続、出荷も同▲6.9%と12年連続の低下となった。在庫は、前年末比▲21.0%の低下となった。

生産を品目別にみると、革靴は、前年比▲7.4%、製革もクロム甲革などの減少により同▲2.9%とともに減少となった（第15図）。

第15図 皮革製品の主要品目別生産推移（平成12年=100, 季節調整済）



第1部 生産動態統計

Current Production Statistics Survey

1 指 数

Indices of Industrial Production

(1) 生産指数

Indices of Industrial Production

原指数
Original Index

| 年 月 | 鉱工業 Mining and manufacturing | 繊維工業 Textiles | 化学繊維 Man-made fibers | 合成繊維 (長繊維) | 合成繊維 (短繊維) | 紡績 Spun yarn | 綿糸 Cotton yarn | 毛糸 Woollen yarn | 合成繊維 紡績糸 | 織物 Woven fabrics |
|---------|---------------------------------|------------------|-------------------------|-----------------------------|---------------------------|-----------------|-------------------|--------------------|----------------------|---------------------|
| | | | | Synthetic fibers (Filament) | Synthetic fibers (Staple) | | | | Synthetic fiber yarn | |
| ウェイト | 10000.0 | 336.3 | 42.0 | 22.1 | 19.9 | 16.9 | 5.2 | 4.6 | 7.1 | 81.2 |
| 平成11年 | 94.6 | 106.8 | 99.0 | 99.3 | 98.7 | 112.6 | 107.7 | 124.7 | 108.4 | 103.1 |
| 12 | 100.0 | 100.0 | 100.0 | 100.0 | 100.0 | 100.0 | 100.0 | 100.0 | 100.0 | 100.0 |
| 13 | 93.2 | 91.0 | 95.5 | 95.7 | 95.2 | 86.1 | 87.8 | 87.8 | 83.7 | 93.9 |
| 14 | 92.0 | 81.5 | 87.1 | 84.3 | 90.3 | 71.8 | 76.9 | 76.2 | 65.2 | 83.6 |
| 15 | 95.0 | 74.8 | 80.7 | 80.4 | 81.1 | 62.1 | 67.7 | 59.5 | 59.6 | 77.0 |
| 平成13年度 | 90.8 | 88.5 | 93.3 | 94.0 | 92.5 | 82.3 | 84.8 | 86.7 | 77.7 | 91.4 |
| 14 | 93.3 | 79.9 | 86.1 | 82.0 | 90.5 | 69.4 | 74.8 | 72.1 | 63.7 | 81.6 |
| 平成15年1月 | 87.5 | 73.9 | 86.5 | 82.9 | 90.5 | 60.6 | 68.2 | 59.7 | 55.7 | 74.3 |
| 2 | 91.0 | 75.9 | 79.3 | 76.0 | 82.9 | 64.0 | 72.6 | 60.0 | 60.3 | 76.5 |
| 3 | 103.7 | 79.1 | 83.6 | 80.7 | 86.9 | 65.7 | 74.3 | 63.7 | 60.6 | 78.9 |
| 4 | 90.7 | 78.0 | 82.0 | 83.0 | 80.9 | 66.8 | 75.0 | 65.3 | 61.7 | 78.5 |
| 5 | 90.0 | 74.8 | 80.0 | 80.8 | 79.2 | 63.5 | 68.0 | 64.2 | 59.8 | 77.3 |
| 6 | 95.0 | 73.9 | 79.2 | 80.1 | 78.2 | 65.1 | 69.9 | 63.9 | 62.4 | 78.6 |
| 7 | 97.3 | 75.1 | 80.7 | 81.9 | 79.4 | 62.7 | 63.3 | 62.8 | 62.2 | 78.3 |
| 8 | 85.7 | 70.0 | 79.0 | 77.0 | 81.2 | 54.7 | 52.3 | 56.4 | 55.4 | 71.8 |
| 9 | 101.3 | 74.5 | 79.3 | 78.2 | 80.5 | 62.8 | 66.0 | 59.8 | 62.4 | 77.2 |
| 10 | 100.8 | 76.6 | 81.9 | 82.8 | 81.0 | 63.2 | 69.8 | 58.5 | 61.3 | 78.4 |
| 11 | 97.9 | 73.0 | 77.0 | 80.2 | 73.5 | 58.5 | 66.7 | 50.8 | 57.6 | 77.5 |
| 12 | 98.7 | 72.5 | 80.1 | 81.0 | 79.2 | 57.3 | 65.9 | 49.3 | 56.3 | 76.2 |

季節調整済指数
Seasonal Adjustment Index

| | | | | | | | | | | |
|---------|------|------|------|------|------|------|------|------|------|------|
| 平成15年Ⅰ期 | 94.0 | 77.7 | 84.5 | 80.8 | 88.2 | 65.8 | 72.0 | 65.5 | 61.3 | 78.9 |
| Ⅱ期 | 93.6 | 74.8 | 80.4 | 81.3 | 80.0 | 62.9 | 69.2 | 60.5 | 59.9 | 77.3 |
| Ⅲ期 | 94.5 | 74.0 | 79.1 | 79.4 | 79.2 | 60.3 | 63.6 | 57.5 | 60.0 | 76.3 |
| Ⅳ期 | 98.2 | 73.0 | 79.1 | 80.2 | 77.5 | 59.8 | 66.0 | 55.2 | 57.8 | 75.7 |
| 平成15年1月 | 94.8 | 78.7 | 85.4 | 81.1 | 90.0 | 66.9 | 73.9 | 67.7 | 61.9 | 79.3 |
| 2 | 93.6 | 77.7 | 84.6 | 80.7 | 89.3 | 65.9 | 70.8 | 65.8 | 61.2 | 78.9 |
| 3 | 93.6 | 76.7 | 83.6 | 80.5 | 85.2 | 64.6 | 71.3 | 62.9 | 60.7 | 78.6 |
| 4 | 93.1 | 75.6 | 82.4 | 83.2 | 83.0 | 64.3 | 71.3 | 62.1 | 59.5 | 77.6 |
| 5 | 94.1 | 75.0 | 78.7 | 79.8 | 77.9 | 63.3 | 69.8 | 60.6 | 60.7 | 77.6 |
| 6 | 93.5 | 73.7 | 80.0 | 80.8 | 79.0 | 61.1 | 66.6 | 58.7 | 59.4 | 76.7 |
| 7 | 94.0 | 74.2 | 78.9 | 79.9 | 77.9 | 59.0 | 61.1 | 55.7 | 59.8 | 75.9 |
| 8 | 93.0 | 74.0 | 79.1 | 78.5 | 80.1 | 61.3 | 65.9 | 58.7 | 60.1 | 76.3 |
| 9 | 96.4 | 73.8 | 79.4 | 79.8 | 79.6 | 60.6 | 63.9 | 58.1 | 60.0 | 76.6 |
| 10 | 97.5 | 74.1 | 81.8 | 81.3 | 81.1 | 60.9 | 68.2 | 57.8 | 58.7 | 76.2 |
| 11 | 98.8 | 72.7 | 77.6 | 80.0 | 75.3 | 59.6 | 65.3 | 54.6 | 57.6 | 75.7 |
| 12 | 98.2 | 72.1 | 77.8 | 79.4 | 76.0 | 58.8 | 64.6 | 53.3 | 57.0 | 75.2 |

資料出所：鉱工業指数（調査統計部経済解析室）

Source: Indices of Industrial Production (Economic Analysis Office Research and Statistics Department)

(付加価値額ウェイト)
(Value added weights)平成12年 = 100
2000 = 100

| 綿織物 Cotton fabrics | 毛織物 Woollen fabrics | 絹・絹紡織 Silk and spun silk fabrics | 合成繊維織物 (長繊維) Synthetic fibers fabrics (Filament) | 合成繊維織物 (短繊維) Synthetic fibers fabrics (Staple) | タオル地 Towel cloth | 染色整理 Dyeing and Finishing processes | 綿織物 染色整理 Cotton fabrics | 合成繊維織物 染色整理 Synthetic fiber fabrics | ニット生地 染色整理 Knit fabrics | Year, Quarter & Month |
|-----------------------|------------------------|-------------------------------------|---|---|---------------------|--|-------------------------------|---|-------------------------------|-----------------------|
| 12.9 | 13.1 | 10.2 | 32.4 | 8.6 | 4.0 | 34.4 | 9.3 | 15.7 | 9.4 | Weight |
| 111.1 | 110.1 | 103.3 | 95.8 | 102.2 | 115.9 | 107.3 | 112.5 | 103.2 | 109.1 | C. Y. 1999 |
| 100.0 | 100.0 | 100.0 | 100.0 | 100.0 | 100.0 | 100.0 | 100.0 | 100.0 | 100.0 | C. Y. 2000 |
| 90.9 | 96.7 | 92.2 | 96.4 | 89.6 | 87.3 | 93.3 | 91.2 | 94.8 | 93.0 | C. Y. 2001 |
| 81.5 | 89.8 | 83.4 | 84.8 | 76.1 | 78.0 | 84.4 | 80.8 | 84.9 | 87.2 | C. Y. 2002 |
| 76.4 | 79.6 | 73.7 | 79.4 | 72.6 | 67.9 | 79.5 | 74.9 | 79.9 | 83.4 | C. Y. 2003 |
| 87.0 | 95.1 | 90.4 | 94.2 | 85.8 | 84.9 | 90.8 | 88.0 | 92.2 | 91.3 | F. Y. 2001 |
| 80.9 | 87.4 | 80.3 | 82.6 | 75.2 | 75.0 | 83.5 | 79.9 | 83.6 | 87.1 | F. Y. 2002 |
| 76.0 | 75.4 | 65.8 | 77.0 | 72.8 | 68.0 | 79.4 | 76.1 | 79.3 | 82.8 | J a n . 2003 |
| 78.9 | 73.0 | 75.5 | 78.6 | 76.2 | 66.6 | 80.4 | 81.6 | 77.8 | 83.7 | F e b . |
| 82.3 | 76.0 | 76.2 | 82.2 | 76.1 | 64.1 | 82.8 | 80.9 | 82.3 | 85.5 | M a r . |
| 81.3 | 78.0 | 75.3 | 81.2 | 73.8 | 67.0 | 80.8 | 77.8 | 80.8 | 83.6 | A p r . |
| 75.4 | 83.0 | 74.9 | 78.8 | 72.7 | 69.1 | 78.9 | 73.7 | 79.3 | 83.5 | M a y |
| 77.8 | 82.7 | 77.6 | 80.7 | 73.0 | 66.0 | 80.8 | 74.4 | 82.0 | 85.3 | J u n . |
| 76.9 | 83.7 | 74.5 | 80.8 | 72.0 | 67.8 | 81.0 | 73.0 | 83.2 | 85.3 | J u l . |
| 67.0 | 80.0 | 68.2 | 74.8 | 65.5 | 57.9 | 73.3 | 63.1 | 77.1 | 77.0 | A u g . |
| 72.8 | 83.5 | 74.3 | 79.9 | 71.5 | 68.6 | 77.0 | 70.5 | 77.3 | 82.9 | S e p . |
| 75.9 | 84.5 | 73.3 | 80.6 | 73.2 | 71.9 | 79.4 | 75.6 | 79.3 | 83.3 | O c t . |
| 76.6 | 79.7 | 75.0 | 79.8 | 72.0 | 73.5 | 80.0 | 77.4 | 79.4 | 83.4 | N o v . |
| 75.4 | 75.8 | 74.3 | 78.4 | 72.5 | 74.7 | 80.2 | 74.8 | 80.6 | 85.0 | D e c . |
| 79.3 | 81.9 | 75.1 | 80.3 | 75.7 | 69.8 | 82.3 | 79.1 | 81.7 | 87.3 | Q 1 2003 |
| 76.4 | 80.7 | 73.9 | 79.9 | 72.9 | 68.1 | 79.4 | 75.5 | 79.3 | 82.9 | Q 2 |
| 74.1 | 78.6 | 73.7 | 79.2 | 72.0 | 67.1 | 78.6 | 73.1 | 80.1 | 81.5 | Q 3 |
| 76.0 | 77.9 | 72.7 | 78.4 | 70.3 | 67.2 | 78.0 | 72.2 | 78.8 | 82.6 | Q 4 |
| 80.3 | 83.6 | 75.2 | 79.6 | 75.9 | 71.4 | 83.7 | 79.7 | 82.9 | 89.5 | J a n . 2003 |
| 78.5 | 81.6 | 75.8 | 80.4 | 76.2 | 69.3 | 82.5 | 81.1 | 82.0 | 86.9 | F e b . |
| 79.1 | 80.4 | 74.4 | 80.8 | 74.9 | 68.6 | 80.7 | 76.6 | 80.3 | 85.5 | M a r . |
| 77.8 | 80.8 | 73.2 | 80.3 | 72.0 | 67.3 | 79.9 | 75.6 | 80.1 | 83.9 | A p r . |
| 76.5 | 81.2 | 73.8 | 79.8 | 74.3 | 70.4 | 79.4 | 75.5 | 78.4 | 83.9 | M a y |
| 74.8 | 80.0 | 74.6 | 79.5 | 72.3 | 66.6 | 79.0 | 75.4 | 79.4 | 81.0 | J u n . |
| 74.2 | 78.2 | 73.2 | 78.8 | 71.6 | 67.8 | 78.9 | 74.4 | 80.4 | 80.3 | J u l . |
| 74.7 | 78.8 | 74.4 | 78.3 | 73.0 | 65.5 | 78.0 | 71.9 | 80.1 | 79.4 | A u g . |
| 73.3 | 78.9 | 73.5 | 80.6 | 71.5 | 67.9 | 79.0 | 73.1 | 79.8 | 84.7 | S e p . |
| 75.8 | 78.3 | 72.4 | 78.8 | 71.2 | 67.0 | 78.8 | 73.9 | 79.4 | 82.8 | O c t . |
| 77.0 | 77.9 | 72.8 | 78.7 | 69.9 | 68.0 | 78.1 | 73.9 | 78.3 | 82.5 | N o v . |
| 75.2 | 77.4 | 73.0 | 77.7 | 69.8 | 66.6 | 77.0 | 68.8 | 78.6 | 82.4 | D e c . |

原指数
Original Index

(1) 生産指数(つづき)
Indices of Industrial Production (Continued)

| 年 月 | 衣 類 Clothes | ニット製外衣 | 織物製外衣 | 下 着 | 靴 下 | その他の 繊維製品 Other textile products | ふ と ん Futon | タフテッド カーペット Tufted pile carpets | 不 織 布 Nonwovens fabrics | ニ ッ ト 地 Knit fabrics |
|---------|----------------|--------------------------------------|------------------------------------|----------------|---------|--|----------------|---|-------------------------------|----------------------------|
| | | Knitted fabrics outer wears | Woven fabrics outer wears | Under wears | Hosiery | | | | | |
| ウェイト | 107.8 | 26.0 | 60.2 | 8.8 | 12.8 | 54.0 | 16.0 | 6.7 | 21.9 | 9.4 |
| 平成11年 | 112.8 | 109.2 | 114.7 | 116.6 | 108.2 | 104.4 | 111.7 | 97.3 | 100.2 | 106.7 |
| 12 | 100.0 | 100.0 | 100.0 | 100.0 | 100.0 | 100.0 | 100.0 | 100.0 | 100.0 | 100.0 |
| 13 | 85.4 | 85.6 | 84.4 | 77.6 | 94.9 | 94.7 | 89.2 | 90.9 | 100.5 | 93.0 |
| 14 | 74.0 | 75.5 | 72.4 | 66.7 | 83.6 | 90.0 | 76.2 | 89.8 | 101.1 | 87.7 |
| 15 | 65.2 | 64.9 | 64.2 | 62.3 | 73.0 | 86.8 | 70.2 | 88.7 | 99.9 | 83.5 |
| 平成13年度 | 82.3 | 83.5 | 80.9 | 74.3 | 91.8 | 93.1 | 85.4 | 89.5 | 100.2 | 92.1 |
| 14 | 72.0 | 73.0 | 70.2 | 65.4 | 82.8 | 89.2 | 74.0 | 90.0 | 101.1 | 86.8 |
| 平成15年1月 | 63.0 | 63.0 | 60.3 | 61.9 | 76.8 | 85.7 | 70.1 | 85.3 | 98.5 | 82.7 |
| 2 | 70.3 | 73.6 | 68.5 | 61.5 | 78.2 | 84.1 | 66.3 | 88.0 | 96.2 | 83.3 |
| 3 | 73.8 | 75.3 | 73.5 | 63.3 | 79.3 | 88.2 | 69.2 | 95.7 | 100.6 | 86.4 |
| 4 | 73.4 | 76.4 | 71.9 | 62.1 | 82.3 | 85.3 | 62.9 | 89.9 | 100.3 | 85.0 |
| 5 | 67.5 | 66.6 | 66.1 | 64.5 | 78.2 | 82.4 | 61.0 | 86.6 | 97.3 | 81.4 |
| 6 | 63.4 | 63.3 | 60.8 | 64.4 | 75.3 | 82.2 | 58.0 | 84.7 | 97.3 | 86.2 |
| 7 | 64.6 | 66.3 | 62.0 | 64.3 | 73.7 | 86.8 | 63.5 | 92.5 | 100.9 | 89.5 |
| 8 | 60.5 | 60.5 | 59.7 | 58.9 | 65.4 | 82.0 | 64.1 | 86.4 | 94.9 | 79.4 |
| 9 | 64.3 | 62.8 | 65.0 | 60.7 | 66.4 | 89.2 | 77.2 | 89.0 | 100.2 | 84.1 |
| 10 | 63.9 | 58.9 | 64.7 | 63.1 | 71.0 | 97.5 | 90.5 | 96.1 | 108.7 | 84.4 |
| 11 | 59.1 | 56.0 | 58.7 | 61.1 | 65.5 | 90.8 | 80.3 | 87.4 | 103.6 | 81.1 |
| 12 | 58.9 | 56.4 | 58.6 | 61.3 | 64.0 | 87.8 | 78.7 | 82.6 | 99.8 | 79.0 |

季節調整指数
Seasonal Adjustment Index

| | | | | | | | | | | |
|---------|------|------|------|------|------|------|------|------|-------|------|
| 平成15年Ⅰ期 | 69.4 | 70.3 | 66.9 | 64.6 | 81.6 | 87.9 | 70.8 | 90.6 | 100.5 | 86.0 |
| Ⅱ期 | 65.3 | 64.9 | 63.6 | 64.4 | 75.5 | 86.9 | 70.8 | 88.6 | 99.0 | 83.3 |
| Ⅲ期 | 64.0 | 64.6 | 62.8 | 62.0 | 68.9 | 87.6 | 70.9 | 88.6 | 100.0 | 85.1 |
| Ⅳ期 | 62.3 | 60.0 | 63.4 | 58.6 | 66.6 | 85.4 | 68.9 | 87.3 | 100.3 | 80.1 |
| 平成15年1月 | 69.7 | 71.7 | 66.0 | 65.4 | 83.7 | 89.8 | 72.8 | 92.1 | 102.4 | 86.9 |
| 2 | 70.1 | 72.1 | 67.6 | 63.9 | 82.2 | 87.1 | 70.4 | 88.8 | 99.8 | 85.7 |
| 3 | 68.3 | 67.0 | 67.0 | 64.5 | 78.9 | 86.8 | 69.2 | 90.8 | 99.3 | 85.4 |
| 4 | 66.5 | 65.4 | 65.0 | 64.2 | 77.8 | 87.0 | 70.0 | 88.4 | 99.9 | 83.9 |
| 5 | 66.0 | 64.8 | 64.4 | 64.3 | 75.9 | 87.3 | 72.6 | 90.0 | 98.8 | 81.5 |
| 6 | 63.5 | 64.6 | 61.4 | 64.7 | 72.8 | 86.3 | 69.7 | 87.5 | 98.4 | 84.5 |
| 7 | 64.6 | 67.1 | 62.4 | 62.5 | 71.0 | 89.5 | 74.5 | 89.0 | 100.1 | 85.1 |
| 8 | 64.2 | 64.4 | 63.2 | 62.7 | 69.0 | 86.7 | 68.7 | 89.1 | 99.9 | 84.5 |
| 9 | 63.2 | 62.4 | 62.9 | 60.7 | 66.6 | 86.6 | 69.5 | 87.6 | 99.9 | 85.8 |
| 10 | 63.2 | 60.6 | 63.6 | 59.1 | 67.5 | 88.1 | 73.0 | 89.0 | 102.5 | 81.3 |
| 11 | 62.0 | 59.2 | 63.5 | 59.2 | 65.7 | 84.5 | 67.0 | 87.3 | 100.1 | 80.1 |
| 12 | 61.8 | 60.2 | 63.1 | 57.4 | 66.5 | 83.7 | 66.7 | 85.7 | 98.4 | 79.0 |

(付加価値額ウェイト)
(Value added weights)平成12年 = 100
2000 = 100

| 皮革製品業 Leather products | 製革 Leather | 靴 Leather boots and shoes | 家具工業 Furniture | 金属製家具 Metal furniture | 金属製机 Metal desks | 金属製いす Metal chairs | 金属製棚・保管庫類 Metal shelves | 流し・ガス・調理台 Metal sink cabinets, range tables and cooking tables | Year, Quarter & Month |
|---------------------------|---------------|------------------------------|-------------------|--------------------------|---------------------|-----------------------|----------------------------|---|-----------------------|
| 29.7 | 6.9 | 22.8 | 75.8 | 42.2 | 5.9 | 4.7 | 5.4 | 5.6 | Weight |
| 104.1 | 103.1 | 104.4 | 99.6 | 97.8 | 91.3 | 90.1 | 92.3 | 106.7 | C. Y. 1999 |
| 100.0 | 100.0 | 100.0 | 100.0 | 100.0 | 100.0 | 100.0 | 100.0 | 100.0 | C. Y. 2000 |
| 96.1 | 95.1 | 96.4 | 92.3 | 93.7 | 92.4 | 87.7 | 83.9 | 89.6 | C. Y. 2001 |
| 83.1 | 85.1 | 82.5 | 83.8 | 89.4 | 80.6 | 81.9 | 72.5 | 75.0 | C. Y. 2002 |
| 77.8 | 82.6 | 76.4 | 82.0 | 91.3 | 79.6 | 76.2 | 75.4 | 69.1 | C. Y. 2003 |
| 91.3 | 90.7 | 91.5 | 87.8 | 90.1 | 85.1 | 80.6 | 79.1 | 85.6 | F. Y. 2001 |
| 82.8 | 85.7 | 81.9 | 83.6 | 89.8 | 81.9 | 80.6 | 72.6 | 72.2 | F. Y. 2002 |
| 76.2 | 77.1 | 75.9 | 78.2 | 85.2 | 83.2 | 79.9 | 72.7 | 72.5 | J a n . 2003 |
| 83.3 | 79.0 | 84.6 | 84.8 | 94.2 | 99.5 | 87.4 | 88.9 | 70.3 | F e b . |
| 85.4 | 81.6 | 86.5 | 93.9 | 105.4 | 120.0 | 114.0 | 97.8 | 65.7 | M a r . |
| 85.9 | 79.7 | 87.8 | 81.8 | 89.5 | 87.2 | 86.6 | 79.9 | 60.7 | A p r . |
| 75.4 | 76.7 | 75.0 | 75.0 | 79.9 | 71.9 | 64.6 | 63.6 | 60.5 | M a y |
| 75.6 | 85.9 | 72.5 | 76.0 | 85.0 | 73.1 | 71.1 | 66.3 | 64.8 | J u n . |
| 79.2 | 92.2 | 75.3 | 83.0 | 94.4 | 75.1 | 66.7 | 68.3 | 77.4 | J u l . |
| 70.3 | 75.1 | 68.9 | 74.5 | 85.3 | 66.5 | 60.7 | 65.5 | 62.9 | A u g . |
| 77.1 | 81.5 | 75.8 | 82.0 | 92.3 | 67.9 | 64.7 | 75.4 | 69.1 | S e p . |
| 76.5 | 85.2 | 73.9 | 88.1 | 97.8 | 72.6 | 70.8 | 79.9 | 80.6 | O c t . |
| 73.1 | 86.8 | 69.0 | 83.8 | 92.9 | 63.8 | 71.5 | 73.7 | 75.8 | N o v . |
| 76.0 | 90.2 | 71.7 | 83.3 | 93.2 | 73.8 | 76.9 | 73.0 | 69.0 | D e c . |
| 81.5 | 84.6 | 80.6 | 81.8 | 88.4 | 80.3 | 74.0 | 75.6 | 67.6 | Q 1 2003 |
| 77.3 | 81.8 | 76.2 | 80.9 | 89.1 | 80.1 | 74.0 | 71.8 | 69.4 | Q 2 |
| 76.2 | 79.7 | 75.1 | 84.2 | 95.1 | 82.1 | 78.0 | 77.5 | 73.1 | Q 3 |
| 76.6 | 84.6 | 74.0 | 81.8 | 93.7 | 76.7 | 81.5 | 77.7 | 67.5 | Q 4 |
| 82.6 | 85.8 | 81.6 | 83.8 | 92.1 | 82.5 | 79.1 | 76.9 | 76.3 | J a n . 2003 |
| 82.1 | 85.7 | 81.0 | 81.1 | 86.6 | 78.5 | 66.8 | 75.6 | 65.9 | F e b . |
| 79.9 | 82.3 | 79.1 | 80.6 | 86.4 | 79.9 | 76.1 | 74.2 | 60.5 | M a r . |
| 78.5 | 79.9 | 78.1 | 80.1 | 88.6 | 77.7 | 73.3 | 73.0 | 70.3 | A p r . |
| 76.4 | 80.7 | 75.4 | 81.2 | 88.1 | 80.1 | 71.7 | 69.9 | 68.5 | M a y |
| 77.1 | 84.8 | 75.1 | 81.3 | 90.5 | 82.4 | 76.9 | 72.5 | 69.5 | J u n . |
| 77.6 | 82.1 | 76.2 | 86.2 | 95.4 | 86.3 | 77.8 | 76.2 | 74.9 | J u l . |
| 74.9 | 74.9 | 74.6 | 83.9 | 96.6 | 79.9 | 78.8 | 78.3 | 72.4 | A u g . |
| 76.1 | 82.0 | 74.5 | 82.6 | 93.2 | 80.2 | 77.4 | 78.0 | 71.9 | S e p . |
| 76.4 | 83.0 | 74.3 | 83.1 | 95.3 | 80.5 | 80.5 | 80.4 | 68.6 | O c t . |
| 77.1 | 84.9 | 74.4 | 83.2 | 95.0 | 74.9 | 82.8 | 78.1 | 70.3 | N o v . |
| 76.3 | 85.8 | 73.3 | 79.2 | 90.9 | 74.8 | 81.1 | 74.7 | 63.7 | D e c . |

原指数
Original Index(1) 生産指数(つづき)
Indices of Industrial Production (Continued)

| 年 月 | システムキッチン | 金属製 間仕切り | 木製家具 | 木製たんす | ドレッサー | 木製棚 | 木製机・ テーブル | 木製いす | 木製ベッド |
|---------|---------------------------|--------------------|---------------------|-------------------------------|---------|-------------------|-------------------------------|------------------|----------------|
| | Metal kitchen units | Metal partition | Wooden furniture | Wooden chest of drawers | Dresser | Wooden shelves | Wooden desks and tables | Wooden chairs | Wooden beds |
| ウェイト | 14.3 | 6.3 | 33.6 | 3.6 | 4.4 | 8.4 | 4.5 | 6.6 | 6.1 |
| 平成11年 | 100.8 | 99.5 | 102.0 | 123.3 | 94.0 | 94.2 | 85.2 | 111.7 | 107.7 |
| 12 | 100.0 | 100.0 | 100.0 | 100.0 | 100.0 | 100.0 | 100.0 | 100.0 | 100.0 |
| 13 | 101.0 | 94.9 | 90.5 | 81.4 | 104.3 | 98.2 | 76.4 | 84.6 | 92.0 |
| 14 | 107.7 | 89.0 | 76.9 | 58.0 | 89.1 | 82.1 | 64.2 | 67.3 | 91.8 |
| 15 | 110.2 | 103.8 | 70.5 | 44.1 | 91.7 | 73.6 | 56.1 | 63.0 | 85.1 |
| 平成13年度 | 100.0 | 92.8 | 85.0 | 74.5 | 100.5 | 89.9 | 71.5 | 79.2 | 89.8 |
| 14 | 108.6 | 91.9 | 75.8 | 54.5 | 85.9 | 81.9 | 64.3 | 66.2 | 91.3 |
| 平成15年1月 | 95.4 | 90.2 | 69.3 | 49.0 | 79.6 | 76.8 | 71.0 | 55.0 | 77.6 |
| 2 | 102.9 | 100.1 | 73.2 | 46.5 | 93.5 | 73.7 | 74.3 | 59.2 | 87.7 |
| 3 | 102.7 | 133.3 | 79.4 | 48.5 | 98.9 | 64.2 | 69.6 | 76.3 | 115.0 |
| 4 | 93.6 | 118.3 | 72.2 | 46.2 | 82.9 | 68.1 | 59.1 | 70.0 | 97.7 |
| 5 | 96.4 | 92.6 | 68.8 | 50.1 | 98.3 | 68.9 | 48.1 | 62.6 | 80.4 |
| 6 | 106.3 | 92.2 | 64.7 | 47.7 | 91.1 | 70.5 | 43.8 | 59.1 | 69.3 |
| 7 | 124.2 | 103.0 | 68.6 | 41.1 | 92.2 | 77.3 | 43.7 | 63.0 | 80.4 |
| 8 | 114.9 | 90.9 | 60.9 | 36.0 | 89.3 | 63.9 | 39.3 | 55.2 | 73.2 |
| 9 | 123.8 | 99.6 | 69.1 | 41.5 | 86.7 | 76.6 | 51.4 | 63.9 | 81.0 |
| 10 | 125.7 | 108.6 | 76.0 | 41.4 | 96.3 | 86.0 | 61.6 | 66.1 | 89.1 |
| 11 | 121.7 | 102.3 | 72.5 | 41.2 | 95.8 | 82.9 | 59.3 | 61.2 | 81.7 |
| 12 | 114.4 | 114.4 | 70.9 | 40.1 | 95.8 | 73.9 | 51.6 | 64.6 | 88.3 |

季節調整済指数
Seasonal Adjustment Index

| | | | | | | | | | |
|---------|-------|-------|------|------|-------|------|------|------|------|
| 平成15年Ⅰ期 | 104.7 | 101.4 | 73.1 | 49.5 | 87.2 | 73.5 | 66.8 | 65.7 | 86.0 |
| Ⅱ期 | 106.3 | 100.3 | 70.6 | 48.2 | 100.4 | 69.5 | 62.3 | 62.9 | 82.4 |
| Ⅲ期 | 117.5 | 103.4 | 70.3 | 40.4 | 95.6 | 75.8 | 49.7 | 62.1 | 85.1 |
| Ⅳ期 | 112.5 | 110.5 | 68.2 | 38.9 | 86.8 | 76.2 | 47.1 | 61.3 | 87.2 |
| 平成15年1月 | 107.5 | 104.5 | 73.2 | 52.3 | 75.7 | 82.7 | 62.1 | 64.2 | 84.6 |
| 2 | 105.8 | 97.9 | 73.3 | 48.0 | 90.7 | 74.3 | 65.3 | 64.9 | 86.6 |
| 3 | 100.8 | 101.7 | 72.9 | 48.1 | 95.3 | 63.6 | 72.9 | 68.0 | 86.9 |
| 4 | 106.2 | 103.6 | 70.2 | 45.9 | 92.8 | 64.5 | 65.6 | 65.2 | 81.9 |
| 5 | 107.1 | 99.9 | 71.9 | 49.3 | 105.4 | 71.0 | 64.2 | 64.2 | 84.2 |
| 6 | 105.6 | 97.3 | 69.7 | 49.5 | 103.1 | 73.0 | 57.1 | 59.3 | 81.2 |
| 7 | 112.9 | 106.0 | 72.2 | 42.3 | 104.1 | 76.9 | 53.4 | 64.3 | 85.4 |
| 8 | 126.5 | 101.0 | 69.3 | 40.1 | 95.8 | 73.8 | 44.7 | 59.5 | 84.4 |
| 9 | 113.0 | 103.3 | 69.5 | 38.8 | 86.9 | 76.6 | 51.0 | 62.4 | 85.6 |
| 10 | 115.4 | 110.9 | 69.1 | 36.4 | 87.5 | 78.4 | 50.2 | 61.4 | 89.7 |
| 11 | 116.3 | 108.5 | 69.2 | 41.9 | 89.4 | 77.8 | 46.5 | 61.0 | 86.2 |
| 12 | 105.7 | 112.1 | 66.4 | 38.4 | 83.6 | 72.5 | 44.5 | 61.4 | 85.8 |

(付加価値額ウェイト)
(Value added weights)平成12年 = 100
2000 = 100

| 楽 器 Musical instruments | 楽 器 | | | 文 具 Stationery | 文 具 | | | 玩 具 Toys | 電子応用 玩 具 Electronic applied toys | Year, Quarter & Month |
|----------------------------|-----------------|----------------------------|---------------------------|-------------------|------------------------------------|-----------------------------------|-------------------------------------|-------------|--|-----------------------|
| | ピ ア ノ Pianos | 電子ピアノ Electronic pianos | 管 楽 器 Wind instruments | | シャープ ペンシル Mechanical pencils | ボ ー ル ペ ン Ballpoint pens | マ ー キ ン グ ペ ン Marking pens | | | |
| 14.2 | 7.3 | 3.2 | 3.7 | 19.7 | 3.8 | 11.3 | 4.6 | 34.8 | 34.8 | Weight |
| 98.9 | 99.3 | 98.7 | 98.3 | 97.3 | 110.0 | 92.7 | 98.4 | 104.9 | 104.9 | C. Y. 1999 |
| 100.0 | 100.0 | 100.0 | 100.0 | 100.0 | 100.0 | 100.0 | 100.0 | 100.0 | 100.0 | C. Y. 2000 |
| 88.6 | 87.1 | 85.9 | 93.7 | 82.7 | 86.0 | 79.0 | 89.1 | 81.0 | 81.0 | C. Y. 2001 |
| 83.6 | 79.5 | 80.3 | 94.4 | 81.7 | 83.5 | 77.2 | 91.5 | 73.6 | 73.6 | C. Y. 2002 |
| 84.3 | 85.7 | 70.4 | 93.7 | 78.4 | 75.5 | 75.0 | 89.1 | 60.9 | 60.9 | C. Y. 2003 |
| 83.6 | 80.3 | 82.3 | 91.3 | 81.5 | 85.1 | 77.2 | 89.4 | 78.0 | 78.0 | F. Y. 2001 |
| 86.8 | 84.1 | 82.2 | 96.3 | 80.8 | 82.7 | 76.3 | 90.5 | 67.8 | 67.8 | F. Y. 2002 |
| 77.9 | 75.2 | 73.4 | 87.2 | 68.1 | 70.3 | 59.5 | 87.4 | 25.4 | 25.4 | J a n . 2003 |
| 78.7 | 77.8 | 68.6 | 89.3 | 78.2 | 76.3 | 74.0 | 90.1 | 48.6 | 48.6 | F e b . |
| 85.6 | 82.8 | 83.0 | 93.2 | 86.9 | 105.4 | 80.1 | 88.3 | 48.7 | 48.7 | M a r . |
| 90.4 | 92.4 | 69.2 | 104.9 | 85.5 | 92.8 | 80.2 | 92.4 | 36.6 | 36.6 | A p r . |
| 88.2 | 89.5 | 77.4 | 94.8 | 83.2 | 87.6 | 80.4 | 86.4 | 38.8 | 38.8 | M a y |
| 89.2 | 94.0 | 67.2 | 98.7 | 79.5 | 80.7 | 77.3 | 83.8 | 40.2 | 40.2 | J u n . |
| 95.3 | 102.0 | 69.1 | 104.7 | 74.5 | 77.0 | 68.3 | 87.7 | 56.2 | 56.2 | J u l . |
| 73.4 | 74.6 | 64.7 | 78.4 | 65.8 | 62.6 | 62.8 | 75.9 | 47.8 | 47.8 | A u g . |
| 84.2 | 84.8 | 70.4 | 95.0 | 80.7 | 69.1 | 81.1 | 89.3 | 99.0 | 99.0 | S e p . |
| 89.4 | 92.4 | 68.0 | 101.8 | 85.5 | 65.1 | 84.6 | 104.4 | 132.2 | 132.2 | O c t . |
| 82.2 | 86.3 | 65.3 | 88.8 | 76.0 | 56.8 | 77.3 | 88.6 | 92.5 | 92.5 | N o v . |
| 77.4 | 76.1 | 67.9 | 88.1 | 77.1 | 62.1 | 74.7 | 95.2 | 64.3 | 64.3 | D e c . |
| 91.3 | 90.3 | 89.1 | 96.5 | 79.9 | 84.2 | 74.1 | 89.4 | 48.2 | 48.2 | Q 1 2003 |
| 84.6 | 87.1 | 65.7 | 96.9 | 74.7 | 74.1 | 70.8 | 86.6 | 58.3 | 58.3 | Q 2 |
| 82.4 | 83.6 | 68.2 | 92.5 | 77.0 | 71.4 | 73.9 | 88.2 | 63.2 | 63.2 | Q 3 |
| 80.3 | 82.3 | 63.6 | 90.2 | 83.1 | 71.9 | 82.4 | 92.6 | 66.0 | 66.0 | Q 4 |
| 94.6 | 92.8 | 100.9 | 96.5 | 80.1 | 82.5 | 72.0 | 91.5 | 29.3 | 29.3 | J a n . 2003 |
| 89.6 | 89.1 | 82.6 | 96.6 | 78.6 | 76.6 | 75.2 | 88.6 | 60.9 | 60.9 | F e b . |
| 89.6 | 89.1 | 83.9 | 96.3 | 80.9 | 93.5 | 75.2 | 88.2 | 54.5 | 54.5 | M a r . |
| 87.0 | 87.7 | 60.9 | 108.1 | 76.9 | 76.4 | 72.9 | 88.7 | 58.3 | 58.3 | A p r . |
| 84.3 | 87.5 | 72.1 | 90.6 | 74.8 | 73.3 | 70.9 | 86.9 | 56.6 | 56.6 | M a y |
| 82.6 | 86.1 | 64.1 | 92.0 | 72.5 | 72.5 | 68.7 | 84.1 | 60.0 | 60.0 | J u n . |
| 84.7 | 87.7 | 66.8 | 92.6 | 74.2 | 73.3 | 66.6 | 87.7 | 65.6 | 65.6 | J u l . |
| 83.1 | 83.5 | 71.1 | 93.8 | 77.6 | 71.0 | 75.7 | 89.2 | 55.1 | 55.1 | A u g . |
| 79.4 | 79.7 | 66.8 | 91.2 | 79.2 | 69.8 | 79.3 | 87.7 | 68.9 | 68.9 | S e p . |
| 82.3 | 84.8 | 60.6 | 91.6 | 85.4 | 73.8 | 86.6 | 93.8 | 70.5 | 70.5 | O c t . |
| 83.2 | 84.2 | 63.8 | 94.7 | 81.1 | 68.0 | 80.6 | 91.1 | 69.6 | 69.6 | N o v . |
| 75.5 | 77.8 | 66.4 | 84.2 | 82.8 | 73.8 | 80.0 | 92.8 | 58.0 | 58.0 | D e c . |

原指数
Original Index

(2) 出荷指数

Indices of Industrial Producer's Shipments

| 年 月 | 鉱工業 Mining and manufacturing | 繊維工業 Textiles | 化学繊維 Man-made fibers | 合成繊維 (長繊維) Synthetic fibers (Filament) | 合成繊維 (短繊維) Synthetic fibers (Staple) | 紡績 Spun yarn | 綿糸 Cotton yarn | 毛糸 Woollen yarn | 合成繊維 紡績糸 Synthetic fiber yarn | 織物 Woven fabrics |
|---------|---------------------------------|------------------|-------------------------|--|--|-----------------|-------------------|--------------------|-------------------------------------|---------------------|
| ウェイト | 10000.0 | 274.9 | 41.1 | 19.6 | 21.5 | 16.1 | 5.3 | 4.9 | 5.9 | 47.0 |
| 平成11年 | 94.5 | 105.5 | 101.2 | 101.4 | 100.9 | 109.9 | 107.1 | 113.1 | 109.9 | 100.3 |
| 12 | 100.0 | 100.0 | 100.0 | 100.0 | 100.0 | 100.0 | 100.0 | 100.0 | 100.0 | 100.0 |
| 13 | 93.7 | 92.0 | 94.5 | 92.8 | 96.1 | 85.2 | 86.9 | 86.3 | 82.6 | 92.4 |
| 14 | 93.5 | 83.1 | 87.9 | 81.6 | 93.7 | 68.4 | 73.3 | 68.8 | 63.5 | 81.6 |
| 15 | 97.2 | 75.6 | 80.5 | 76.5 | 84.1 | 58.9 | 61.8 | 57.1 | 58.0 | 74.0 |
| 平成13年度 | 91.6 | 89.9 | 93.4 | 91.5 | 95.1 | 80.3 | 82.8 | 81.9 | 76.6 | 89.5 |
| 14 | 94.8 | 81.2 | 86.0 | 77.9 | 93.4 | 66.5 | 71.1 | 66.3 | 62.5 | 79.4 |
| 平成15年1月 | 87.8 | 73.1 | 79.5 | 73.5 | 84.9 | 55.4 | 66.1 | 46.3 | 53.4 | 70.7 |
| 2 | 93.8 | 77.0 | 80.3 | 70.7 | 89.1 | 59.8 | 68.3 | 52.1 | 58.5 | 71.4 |
| 3 | 109.2 | 84.8 | 94.6 | 83.2 | 105.0 | 64.1 | 69.5 | 57.9 | 64.4 | 73.9 |
| 4 | 91.3 | 80.0 | 80.7 | 77.7 | 83.4 | 60.8 | 67.5 | 56.3 | 58.6 | 73.0 |
| 5 | 90.1 | 76.3 | 79.8 | 76.2 | 83.1 | 61.2 | 60.6 | 66.1 | 57.7 | 72.7 |
| 6 | 97.0 | 72.9 | 76.5 | 73.3 | 79.4 | 60.9 | 58.3 | 63.4 | 61.2 | 74.5 |
| 7 | 97.9 | 73.3 | 81.5 | 78.7 | 84.0 | 60.8 | 54.1 | 71.2 | 58.3 | 74.4 |
| 8 | 88.0 | 69.1 | 74.8 | 70.7 | 78.5 | 52.6 | 47.2 | 56.8 | 53.9 | 69.3 |
| 9 | 106.4 | 77.6 | 85.1 | 82.5 | 87.5 | 59.3 | 57.4 | 61.3 | 59.4 | 76.9 |
| 10 | 102.4 | 78.9 | 81.7 | 80.3 | 83.0 | 61.8 | 63.6 | 61.5 | 60.5 | 79.4 |
| 11 | 98.9 | 72.5 | 74.8 | 74.5 | 75.1 | 55.9 | 62.3 | 50.0 | 55.1 | 78.1 |
| 12 | 103.0 | 71.6 | 76.6 | 76.4 | 76.7 | 54.7 | 66.1 | 41.7 | 55.2 | 73.4 |

季節調整済指数
Seasonal Adjustment Index

| | | | | | | | | | | |
|---------|-------|------|------|------|------|------|------|------|------|------|
| 平成15年Ⅰ期 | 95.8 | 78.7 | 83.9 | 74.8 | 92.1 | 62.7 | 67.5 | 60.2 | 60.6 | 75.2 |
| Ⅱ期 | 95.9 | 75.8 | 81.1 | 76.5 | 85.6 | 59.1 | 62.1 | 55.3 | 60.4 | 73.7 |
| Ⅲ期 | 96.7 | 74.7 | 78.2 | 76.5 | 79.9 | 56.7 | 56.7 | 58.3 | 54.8 | 73.1 |
| Ⅳ期 | 100.6 | 73.5 | 79.3 | 78.6 | 79.8 | 57.9 | 60.6 | 55.1 | 57.1 | 74.3 |
| 平成15年1月 | 96.6 | 79.4 | 83.9 | 76.0 | 91.4 | 65.1 | 69.6 | 62.7 | 61.0 | 77.2 |
| 2 | 96.2 | 79.0 | 84.2 | 73.8 | 92.8 | 62.7 | 66.8 | 62.2 | 60.6 | 76.1 |
| 3 | 94.7 | 77.7 | 83.7 | 74.6 | 92.0 | 60.4 | 66.1 | 55.6 | 60.2 | 72.4 |
| 4 | 95.2 | 76.2 | 83.7 | 77.2 | 89.7 | 60.1 | 65.1 | 52.7 | 61.6 | 73.9 |
| 5 | 96.2 | 76.1 | 82.2 | 78.3 | 86.1 | 59.4 | 62.2 | 56.7 | 59.6 | 73.6 |
| 6 | 96.2 | 75.0 | 77.5 | 73.9 | 80.9 | 57.8 | 59.1 | 56.4 | 59.9 | 73.6 |
| 7 | 95.7 | 75.5 | 80.1 | 77.8 | 82.2 | 57.8 | 54.6 | 60.9 | 56.5 | 72.6 |
| 8 | 95.3 | 74.4 | 77.5 | 75.7 | 79.3 | 57.4 | 58.0 | 57.9 | 56.1 | 72.1 |
| 9 | 99.0 | 74.2 | 77.1 | 76.0 | 78.1 | 54.8 | 57.5 | 56.1 | 51.7 | 74.6 |
| 10 | 100.6 | 75.7 | 81.8 | 81.2 | 82.4 | 60.8 | 61.1 | 63.3 | 58.4 | 75.1 |
| 11 | 100.2 | 72.2 | 77.3 | 76.4 | 78.2 | 56.8 | 59.5 | 54.1 | 56.5 | 74.9 |
| 12 | 101.1 | 72.7 | 78.7 | 78.2 | 78.8 | 56.0 | 61.1 | 47.8 | 56.3 | 72.8 |

平成12年 = 100
2000 = 100

| 綿織物 Cotton fabrics | 毛織物 Woollen fabrics | 絹・絹紡織 Silk and spun silk fabrics | 合成繊維織物 (長繊維) Synthetic fibers fabrics (Filament) | 合成繊維織物 (短繊維) Synthetic fibers fabrics (Staple) | タオル地 Towel cloth | 染色整理 Dyeing and Finishing processes | Year, Quarter & Month | | | |
|--------------------------|---------------------------|---|---|---|------------------------|---|----------------------------------|---|----------------------------------|-------------|
| | | | | | | | 綿織物 染色整理 Cotton fabrics | 合成繊維織物 染色整理 Synthetic fiber fabrics | ニット生地 染色整理 Knit fabrics | Weight |
| 6.6 | 11.0 | 7.9 | 12.5 | 4.2 | 4.8 | 36.1 | 12.9 | 14.5 | 8.7 | Weight |
| 103.2 | 100.8 | 102.6 | 94.4 | 95.2 | 111.3 | 108.2 | 112.4 | 103.8 | 109.5 | C. Y. 1999 |
| 100.0 | 100.0 | 100.0 | 100.0 | 100.0 | 100.0 | 100.0 | 100.0 | 100.0 | 100.0 | C. Y. 2000 |
| 87.5 | 95.7 | 93.4 | 94.6 | 87.3 | 88.6 | 92.9 | 90.5 | 94.8 | 93.1 | C. Y. 2001 |
| 73.9 | 89.9 | 87.1 | 79.4 | 72.9 | 77.2 | 84.2 | 81.0 | 85.1 | 87.3 | C. Y. 2002 |
| 68.4 | 77.4 | 79.2 | 75.7 | 64.8 | 68.9 | 78.7 | 74.8 | 80.1 | 82.3 | C. Y. 2003 |
| 81.2 | 95.5 | 91.7 | 91.5 | 82.0 | 85.1 | 90.5 | 87.9 | 92.2 | 91.4 | F. Y. 2001 |
| 73.0 | 86.2 | 86.0 | 76.5 | 71.7 | 75.5 | 83.0 | 79.9 | 83.6 | 86.6 | F. Y. 2002 |
| 68.7 | 68.6 | 77.2 | 71.8 | 69.5 | 65.7 | 78.9 | 78.6 | 78.6 | 79.8 | J a n. 2003 |
| 71.3 | 62.6 | 84.3 | 72.7 | 72.1 | 66.3 | 80.2 | 80.9 | 78.0 | 82.8 | F e b. |
| 74.2 | 61.4 | 86.6 | 78.5 | 73.8 | 69.7 | 82.3 | 80.6 | 82.3 | 85.0 | M a r. |
| 67.2 | 69.7 | 79.4 | 78.5 | 63.6 | 72.2 | 79.6 | 77.0 | 81.1 | 80.8 | A p r. |
| 65.5 | 74.9 | 80.1 | 75.1 | 62.4 | 68.3 | 76.5 | 72.2 | 77.4 | 81.5 | M a y |
| 66.6 | 80.2 | 79.7 | 77.2 | 62.5 | 67.3 | 80.5 | 76.1 | 83.3 | 82.4 | J u n. |
| 64.0 | 83.2 | 77.0 | 77.0 | 64.1 | 66.6 | 80.5 | 72.1 | 83.8 | 87.4 | J u l. |
| 60.2 | 81.1 | 71.2 | 70.5 | 56.7 | 59.7 | 72.7 | 64.7 | 77.4 | 76.7 | A u g. |
| 69.7 | 91.1 | 77.8 | 77.2 | 62.2 | 65.0 | 77.3 | 70.4 | 79.9 | 83.4 | S e p. |
| 71.9 | 96.3 | 78.0 | 78.0 | 63.9 | 70.1 | 78.8 | 74.7 | 80.2 | 82.4 | O c t. |
| 72.4 | 87.2 | 79.1 | 77.7 | 64.1 | 76.9 | 78.4 | 77.1 | 78.2 | 80.6 | N o v. |
| 69.1 | 73.0 | 79.4 | 73.6 | 63.0 | 79.3 | 78.7 | 72.6 | 80.8 | 84.2 | D e c. |
| 70.2 | 77.3 | 83.8 | 74.3 | 69.7 | 71.9 | 81.4 | 79.2 | 81.6 | 85.5 | Q 1 2003 |
| 67.3 | 77.3 | 77.8 | 75.8 | 64.1 | 69.2 | 78.6 | 75.1 | 79.6 | 81.7 | Q 2 |
| 67.4 | 75.9 | 78.4 | 76.0 | 63.5 | 67.0 | 78.4 | 73.3 | 80.8 | 81.3 | Q 3 |
| 68.9 | 79.5 | 77.1 | 77.0 | 62.1 | 68.2 | 76.9 | 71.8 | 78.7 | 80.9 | Q 4 |
| 70.7 | 80.8 | 84.7 | 75.8 | 71.2 | 73.7 | 82.5 | 79.9 | 83.4 | 86.1 | J a n. 2003 |
| 70.5 | 78.1 | 83.3 | 76.2 | 70.1 | 71.1 | 83.0 | 81.7 | 81.7 | 86.6 | F e b. |
| 69.3 | 73.1 | 83.5 | 70.8 | 67.7 | 70.8 | 78.7 | 76.1 | 79.8 | 83.9 | M a r. |
| 66.8 | 77.7 | 75.5 | 76.3 | 63.4 | 70.8 | 79.3 | 75.4 | 80.2 | 81.9 | A p r. |
| 66.8 | 77.5 | 79.3 | 74.9 | 64.8 | 68.7 | 77.7 | 74.5 | 78.4 | 82.8 | M a y |
| 68.3 | 76.7 | 78.5 | 76.1 | 64.2 | 68.0 | 78.8 | 75.5 | 80.3 | 80.4 | J u n. |
| 64.7 | 75.7 | 78.2 | 75.0 | 65.2 | 69.7 | 78.3 | 73.7 | 80.0 | 81.7 | J u l. |
| 67.1 | 72.6 | 78.1 | 76.4 | 63.0 | 64.7 | 78.3 | 73.6 | 80.8 | 80.4 | A u g. |
| 70.3 | 79.5 | 79.0 | 76.6 | 62.4 | 66.5 | 78.6 | 72.6 | 81.6 | 81.7 | S e p. |
| 70.6 | 80.3 | 77.1 | 77.1 | 63.0 | 67.3 | 78.3 | 74.1 | 80.2 | 80.8 | O c t. |
| 68.7 | 79.8 | 77.0 | 79.5 | 63.0 | 68.0 | 76.9 | 73.4 | 77.8 | 80.3 | N o v. |
| 67.4 | 78.3 | 77.3 | 74.4 | 60.2 | 69.2 | 75.4 | 67.9 | 78.2 | 81.7 | D e c. |

原指数
Original Index(2) 出荷指数(つづき)
Indices of Industrial Producer's Shipments (continued)

| 年 月 | 衣 類 Clothes | ニット製外衣 | 織物製外衣 | 下 着 | 靴 下 | その他の 繊維製品 Other textile products | ふ と ん Futon | タフテッド カーペット Tufted pile carpets | 不 織 布 Nonwovens fabrics | ニ ッ ト 地 Knit fabrics |
|---------|----------------|--------------------------------------|------------------------------------|----------------|---------|--|----------------|---|-------------------------------|----------------------------|
| | | Knitted fabrics outer wears | Woven fabrics outer wears | Under wears | Hosiery | | | | | |
| ウェイト | 82.9 | 18.8 | 40.5 | 7.2 | 16.4 | 51.7 | 15.8 | 6.1 | 19.0 | 10.8 |
| 平成11年 | 108.8 | 111.9 | 108.5 | 111.8 | 104.6 | 105.1 | 111.0 | 100.0 | 100.4 | 107.7 |
| 12 | 100.0 | 100.0 | 100.0 | 100.0 | 100.0 | 100.0 | 100.0 | 100.0 | 100.0 | 100.0 |
| 13 | 89.6 | 94.3 | 86.6 | 79.6 | 96.0 | 94.9 | 89.8 | 92.9 | 100.1 | 94.5 |
| 14 | 80.1 | 84.9 | 75.3 | 76.1 | 88.4 | 89.3 | 74.4 | 88.2 | 102.0 | 89.3 |
| 15 | 69.9 | 68.6 | 67.6 | 68.5 | 77.4 | 85.4 | 67.6 | 84.9 | 100.6 | 84.9 |
| 平成13年度 | 87.7 | 93.1 | 84.2 | 78.6 | 94.3 | 93.3 | 85.4 | 92.2 | 100.0 | 93.6 |
| 14 | 77.5 | 80.0 | 73.1 | 73.2 | 87.3 | 88.5 | 72.2 | 88.0 | 102.1 | 88.8 |
| 平成15年1月 | 65.4 | 78.4 | 57.2 | 59.1 | 73.6 | 84.0 | 66.8 | 81.0 | 98.5 | 85.3 |
| 2 | 75.8 | 88.2 | 70.3 | 61.7 | 81.4 | 84.3 | 65.2 | 84.1 | 99.5 | 85.5 |
| 3 | 89.7 | 93.4 | 90.1 | 68.6 | 93.6 | 87.1 | 68.7 | 92.0 | 101.0 | 87.0 |
| 4 | 85.5 | 86.2 | 88.1 | 67.5 | 86.2 | 83.5 | 62.1 | 84.2 | 100.1 | 85.2 |
| 5 | 76.9 | 68.7 | 82.5 | 68.6 | 76.2 | 80.5 | 61.0 | 71.4 | 97.3 | 84.5 |
| 6 | 64.9 | 64.9 | 61.8 | 68.0 | 71.1 | 80.1 | 57.3 | 69.1 | 98.9 | 86.6 |
| 7 | 61.9 | 59.2 | 56.7 | 70.4 | 74.1 | 82.7 | 60.7 | 73.7 | 99.9 | 89.7 |
| 8 | 61.3 | 60.6 | 55.0 | 64.3 | 76.4 | 79.7 | 60.1 | 80.0 | 95.9 | 79.9 |
| 9 | 71.2 | 64.8 | 71.3 | 69.5 | 78.8 | 88.4 | 72.3 | 93.1 | 102.1 | 85.1 |
| 10 | 69.0 | 57.7 | 68.7 | 78.5 | 78.5 | 97.3 | 86.8 | 104.8 | 109.7 | 86.7 |
| 11 | 58.1 | 49.9 | 54.4 | 73.5 | 69.7 | 89.8 | 75.0 | 95.1 | 104.1 | 83.5 |
| 12 | 58.7 | 51.3 | 55.4 | 71.7 | 69.6 | 87.0 | 75.6 | 90.6 | 99.7 | 79.5 |

季節調整済指数
Seasonal Adjustment Index

| | | | | | | | | | | |
|---------|------|------|------|------|------|------|------|------|-------|------|
| 平成15年Ⅰ期 | 74.6 | 75.5 | 71.0 | 67.0 | 86.8 | 88.0 | 69.4 | 91.5 | 101.4 | 88.7 |
| Ⅱ期 | 70.2 | 70.1 | 68.0 | 67.7 | 76.8 | 86.2 | 70.4 | 84.5 | 100.1 | 84.6 |
| Ⅲ期 | 68.8 | 67.5 | 65.6 | 69.0 | 77.5 | 85.7 | 70.3 | 82.7 | 99.7 | 85.1 |
| Ⅳ期 | 65.5 | 59.9 | 65.0 | 70.3 | 69.9 | 82.5 | 63.2 | 82.1 | 101.5 | 81.5 |
| 平成15年1月 | 74.5 | 80.1 | 69.3 | 66.7 | 86.3 | 89.2 | 70.6 | 95.8 | 102.1 | 89.6 |
| 2 | 73.7 | 73.8 | 70.0 | 65.6 | 87.5 | 88.9 | 70.6 | 90.6 | 102.7 | 88.5 |
| 3 | 75.7 | 72.7 | 73.7 | 68.6 | 86.7 | 85.9 | 66.9 | 88.2 | 99.3 | 88.1 |
| 4 | 70.5 | 69.9 | 69.1 | 67.6 | 75.9 | 86.1 | 68.7 | 86.4 | 101.0 | 84.8 |
| 5 | 70.4 | 68.7 | 68.7 | 67.7 | 79.8 | 86.6 | 72.2 | 85.1 | 99.2 | 84.5 |
| 6 | 69.6 | 71.8 | 66.2 | 67.7 | 74.6 | 86.0 | 70.2 | 82.0 | 100.1 | 84.6 |
| 7 | 69.9 | 68.5 | 65.6 | 70.3 | 81.8 | 87.0 | 74.6 | 83.4 | 99.3 | 84.9 |
| 8 | 69.0 | 68.7 | 64.8 | 67.3 | 79.2 | 85.3 | 69.6 | 81.0 | 100.1 | 85.0 |
| 9 | 67.4 | 65.3 | 66.5 | 69.3 | 71.4 | 84.7 | 66.6 | 83.7 | 99.8 | 85.5 |
| 10 | 67.7 | 61.8 | 66.9 | 70.6 | 73.0 | 85.4 | 66.9 | 83.4 | 105.7 | 83.0 |
| 11 | 63.7 | 59.6 | 62.7 | 70.0 | 68.2 | 80.9 | 59.1 | 80.9 | 101.4 | 82.1 |
| 12 | 65.1 | 58.4 | 65.3 | 70.2 | 68.6 | 81.2 | 63.5 | 81.9 | 97.5 | 79.4 |

平成12年 = 100
2000 = 100

| 皮革製品 工 Leather products | 製革靴 | | 家具工業 Furniture | 金属製具 Metal furniture | 金属製机 Metal desks | 金属製いす Metal chairs | 金属製棚・ 保管庫類 Metal shelves | 流し・ガス・ 調理台 Metal sink cabinets, range tables and cooking tables | Year, Quarter & Month |
|----------------------------------|-------|-------|-------------------|----------------------------|------------------------|--------------------------|-----------------------------------|--|-----------------------------|
| | 製革 | 靴 | | | | | | | |
| 27.1 | 6.5 | 20.6 | 64.8 | 35.5 | 4.9 | 4.1 | 4.5 | 4.6 | Weight |
| 105.2 | 102.9 | 105.9 | 100.4 | 99.0 | 93.4 | 91.6 | 91.6 | 108.7 | C. Y. 1999 |
| 100.0 | 100.0 | 100.0 | 100.0 | 100.0 | 100.0 | 100.0 | 100.0 | 100.0 | C. Y. 2000 |
| 94.2 | 95.5 | 93.8 | 94.0 | 95.3 | 93.4 | 88.4 | 83.9 | 92.8 | C. Y. 2001 |
| 78.7 | 86.4 | 76.3 | 85.6 | 91.8 | 81.3 | 78.8 | 76.3 | 82.3 | C. Y. 2002 |
| 73.3 | 84.9 | 69.7 | 82.9 | 93.8 | 80.3 | 74.1 | 76.5 | 76.9 | C. Y. 2003 |
| 88.6 | 91.3 | 87.7 | 90.6 | 92.9 | 88.1 | 81.2 | 80.9 | 90.0 | F. Y. 2001 |
| 78.4 | 87.6 | 75.4 | 84.9 | 92.0 | 81.9 | 77.7 | 75.0 | 79.7 | F. Y. 2002 |
| 69.1 | 79.1 | 65.9 | 76.5 | 84.7 | 71.5 | 62.1 | 73.3 | 72.5 | J a n. 2003 |
| 88.5 | 82.6 | 90.4 | 88.6 | 100.8 | 85.1 | 91.9 | 89.7 | 85.5 | F e b. |
| 93.2 | 83.5 | 96.3 | 103.9 | 123.5 | 156.7 | 135.7 | 106.3 | 88.6 | M a r. |
| 81.0 | 81.4 | 80.9 | 85.6 | 94.5 | 98.2 | 90.8 | 83.1 | 78.4 | A p r. |
| 64.8 | 79.9 | 60.1 | 74.4 | 80.1 | 65.9 | 58.4 | 62.3 | 72.5 | M a y |
| 62.2 | 89.6 | 53.6 | 74.7 | 84.8 | 68.0 | 62.9 | 65.8 | 69.4 | J u n. |
| 69.4 | 95.5 | 61.2 | 81.5 | 92.7 | 78.0 | 64.5 | 69.5 | 79.6 | J u l. |
| 69.5 | 78.4 | 66.7 | 75.6 | 88.2 | 80.9 | 66.6 | 67.0 | 67.1 | A u g. |
| 75.5 | 83.9 | 72.9 | 82.4 | 93.7 | 63.0 | 59.8 | 76.8 | 73.0 | S e p. |
| 71.2 | 86.6 | 66.3 | 85.6 | 94.5 | 65.4 | 63.1 | 80.4 | 78.7 | O c t. |
| 66.8 | 87.9 | 60.1 | 82.0 | 92.4 | 59.8 | 64.1 | 69.6 | 78.6 | N o v. |
| 68.5 | 90.7 | 61.5 | 83.5 | 95.3 | 71.5 | 69.8 | 73.6 | 79.4 | D e c. |
| 78.4 | 87.7 | 75.5 | 83.4 | 92.0 | 82.6 | 73.6 | 78.2 | 77.1 | Q 1 2003 |
| 72.2 | 84.1 | 68.3 | 81.7 | 91.7 | 79.3 | 71.4 | 72.6 | 79.4 | Q 2 |
| 72.1 | 82.3 | 68.8 | 84.2 | 96.1 | 82.1 | 75.2 | 78.1 | 76.8 | Q 3 |
| 70.3 | 86.1 | 65.1 | 82.9 | 96.6 | 77.0 | 77.1 | 77.7 | 75.1 | Q 4 |
| 77.8 | 89.3 | 74.0 | 84.3 | 93.7 | 85.6 | 73.7 | 79.9 | 77.1 | J a n. 2003 |
| 81.1 | 88.8 | 78.2 | 83.5 | 91.0 | 77.7 | 71.7 | 78.0 | 75.7 | F e b. |
| 76.3 | 85.0 | 74.2 | 82.3 | 91.2 | 84.5 | 75.4 | 76.6 | 78.5 | M a r. |
| 74.7 | 83.6 | 72.7 | 81.0 | 91.6 | 76.2 | 74.3 | 74.3 | 83.1 | A p r. |
| 71.2 | 81.8 | 67.9 | 81.9 | 90.3 | 78.4 | 65.7 | 70.2 | 80.6 | M a y |
| 70.7 | 86.8 | 64.4 | 82.1 | 93.1 | 83.4 | 74.1 | 73.3 | 74.5 | J u n. |
| 74.2 | 84.0 | 70.1 | 85.1 | 95.7 | 85.0 | 76.2 | 77.6 | 79.8 | J u l. |
| 71.1 | 80.6 | 68.4 | 84.4 | 97.4 | 85.0 | 77.0 | 78.9 | 76.9 | A u g. |
| 71.1 | 82.4 | 67.8 | 83.0 | 95.1 | 76.2 | 72.4 | 77.8 | 73.8 | S e p. |
| 70.0 | 84.6 | 65.4 | 83.6 | 97.2 | 76.6 | 76.0 | 85.0 | 73.7 | O c t. |
| 70.7 | 86.6 | 65.5 | 83.0 | 97.0 | 76.1 | 77.8 | 77.0 | 76.7 | N o v. |
| 70.1 | 87.1 | 64.5 | 82.0 | 95.5 | 78.4 | 77.4 | 71.2 | 75.0 | D e c. |

原指数
Original Index(2) 出荷指数(つづき)
Indices of Industrial Producer's Shipments (continued)

| 年 月 | システム キッチン | 金属製 間仕切り | 木製家具 | 木製たんす | ドレッサー | 木製棚 | 木製机・ テーブル | 木製いす | 木製ベッド |
|---------|---------------------------|--------------------|---------------------|-------------------------------|---------|-------------------|-------------------------------|------------------|----------------|
| | Metal kitchen units | Metal partition | Wooden furniture | Wooden chest of drawers | Dresser | Wooden shelves | Wooden desks and tables | Wooden chairs | Wooden beds |
| ウェイト | 12.1 | 5.3 | 29.3 | 3.5 | 3.9 | 7.3 | 4.0 | 6.0 | 4.6 |
| 平成11年 | 102.1 | 100.6 | 102.1 | 121.2 | 92.2 | 95.1 | 85.9 | 110.5 | 109.9 |
| 12 | 100.0 | 100.0 | 100.0 | 100.0 | 100.0 | 100.0 | 100.0 | 100.0 | 100.0 |
| 13 | 102.9 | 96.7 | 92.6 | 82.2 | 108.9 | 97.7 | 76.7 | 85.8 | 101.1 |
| 14 | 111.0 | 89.1 | 78.2 | 60.5 | 91.3 | 86.2 | 66.4 | 65.6 | 94.3 |
| 15 | 114.0 | 104.5 | 69.6 | 41.7 | 92.7 | 76.9 | 55.1 | 60.3 | 84.6 |
| 平成13年度 | 103.8 | 94.3 | 87.7 | 77.8 | 106.1 | 91.2 | 71.8 | 80.0 | 98.0 |
| 14 | 112.5 | 90.8 | 76.3 | 54.0 | 89.9 | 85.5 | 65.0 | 63.8 | 93.1 |
| 平成15年1月 | 112.5 | 71.4 | 66.6 | 40.4 | 86.3 | 82.1 | 62.0 | 47.4 | 74.3 |
| 2 | 116.4 | 109.0 | 73.9 | 48.6 | 97.7 | 83.5 | 74.4 | 52.8 | 85.1 |
| 3 | 115.5 | 146.4 | 80.2 | 47.8 | 92.1 | 73.3 | 72.9 | 73.8 | 120.4 |
| 4 | 96.5 | 112.9 | 74.8 | 48.8 | 85.5 | 75.3 | 58.4 | 68.1 | 107.7 |
| 5 | 94.1 | 99.6 | 67.5 | 43.4 | 101.9 | 69.3 | 46.9 | 59.9 | 81.4 |
| 6 | 104.0 | 103.1 | 62.3 | 39.1 | 89.9 | 68.5 | 44.0 | 56.1 | 70.9 |
| 7 | 120.7 | 95.0 | 67.9 | 38.8 | 95.8 | 77.2 | 44.4 | 61.9 | 80.0 |
| 8 | 109.8 | 98.6 | 60.4 | 34.6 | 86.0 | 66.6 | 40.7 | 54.9 | 72.5 |
| 9 | 124.0 | 111.2 | 68.7 | 43.9 | 88.9 | 77.0 | 49.7 | 63.2 | 80.9 |
| 10 | 126.8 | 97.6 | 74.7 | 42.8 | 97.3 | 85.2 | 59.2 | 64.8 | 89.8 |
| 11 | 125.5 | 100.5 | 69.2 | 37.4 | 95.4 | 83.7 | 57.1 | 58.9 | 72.4 |
| 12 | 121.7 | 108.8 | 69.3 | 35.0 | 95.0 | 81.6 | 52.0 | 61.3 | 79.6 |

季節調整指数
Seasonal Adjustment Index

| | | | | | | | | | |
|---------|-------|-------|------|------|-------|------|------|------|------|
| 平成15年Ⅰ期 | 112.0 | 97.3 | 72.5 | 46.2 | 92.7 | 79.1 | 62.0 | 60.6 | 88.1 |
| Ⅱ期 | 108.6 | 105.2 | 69.9 | 43.3 | 96.5 | 72.2 | 62.8 | 60.5 | 86.7 |
| Ⅲ期 | 117.5 | 105.1 | 70.1 | 40.3 | 92.8 | 78.9 | 51.7 | 60.5 | 84.9 |
| Ⅳ期 | 118.1 | 111.3 | 66.7 | 37.6 | 90.0 | 78.5 | 46.1 | 59.3 | 79.2 |
| 平成15年1月 | 116.0 | 90.7 | 73.8 | 45.1 | 95.6 | 89.2 | 55.9 | 59.5 | 87.3 |
| 2 | 110.8 | 101.6 | 73.8 | 49.7 | 94.1 | 77.2 | 62.9 | 60.2 | 90.6 |
| 3 | 109.2 | 99.5 | 70.0 | 43.9 | 88.3 | 70.9 | 67.2 | 62.0 | 86.4 |
| 4 | 109.4 | 109.0 | 69.0 | 42.3 | 94.3 | 69.8 | 62.0 | 61.7 | 88.0 |
| 5 | 107.6 | 102.9 | 71.9 | 44.2 | 102.4 | 72.5 | 69.3 | 61.7 | 86.3 |
| 6 | 108.8 | 103.8 | 68.7 | 43.4 | 92.7 | 74.4 | 57.0 | 58.0 | 85.8 |
| 7 | 115.4 | 101.6 | 72.6 | 43.3 | 96.4 | 79.4 | 53.6 | 62.8 | 87.3 |
| 8 | 121.4 | 101.9 | 68.8 | 39.1 | 95.2 | 78.4 | 50.0 | 59.1 | 84.2 |
| 9 | 115.7 | 111.8 | 68.8 | 38.6 | 86.7 | 79.0 | 51.5 | 59.6 | 83.3 |
| 10 | 118.6 | 110.1 | 68.0 | 36.6 | 89.4 | 78.4 | 48.7 | 60.2 | 88.2 |
| 11 | 120.0 | 108.0 | 66.8 | 41.0 | 90.1 | 80.6 | 44.5 | 58.9 | 75.9 |
| 12 | 115.7 | 115.7 | 65.2 | 35.1 | 90.6 | 76.5 | 45.2 | 58.9 | 73.6 |

平成12年 = 100
2000 = 100

| 楽 器 Musical instruments | 楽 器 | | | 文 具 Stationery | 文 具 | | | 玩 具 Toys | 電 子 応 用 玩 具 Electronic applied toys | Year, Quarter & Month |
|----------------------------|-----------------|--------------------------------|---------------------------|-------------------|---------------------------------------|-----------------------------|-----------------------------|-------------|--|-----------------------|
| | ピ ア ノ Pianos | 電 子 ピ ア ノ Electronic pianos | 管 楽 器 Wind instruments | | シ ャ ー プ ペ ン シ ル Mechanical pencils | ボ ー ル ン ペ Ballpoint pens | マ ー キ ン グ ペ Marking pens | | | |
| 9.0 | 3.9 | 1.9 | 3.2 | 14.0 | 1.9 | 8.2 | 3.9 | 45.3 | 45.3 | Weight |
| 102.4 | 103.5 | 98.6 | 103.4 | 99.5 | 113.1 | 95.8 | 100.6 | 106.2 | 106.2 | C. Y. 1999 |
| 100.0 | 100.0 | 100.0 | 100.0 | 100.0 | 100.0 | 100.0 | 100.0 | 100.0 | 100.0 | C. Y. 2000 |
| 91.7 | 88.0 | 95.2 | 94.0 | 85.7 | 89.5 | 81.0 | 93.8 | 80.9 | 80.9 | C. Y. 2001 |
| 92.4 | 84.3 | 106.3 | 94.0 | 81.5 | 85.0 | 75.6 | 92.0 | 73.6 | 73.6 | C. Y. 2002 |
| 92.4 | 87.7 | 92.8 | 97.9 | 78.7 | 74.8 | 73.7 | 91.2 | 62.6 | 62.6 | C. Y. 2003 |
| 90.2 | 86.1 | 93.6 | 93.3 | 83.2 | 88.7 | 77.9 | 91.7 | 77.4 | 77.4 | F. Y. 2001 |
| 96.0 | 87.7 | 109.5 | 98.1 | 80.7 | 84.2 | 74.8 | 91.4 | 68.7 | 68.7 | F. Y. 2002 |
| 83.0 | 73.8 | 87.8 | 91.5 | 67.5 | 68.6 | 58.6 | 85.8 | 23.7 | 23.7 | J a n . 2003 |
| 75.8 | 77.6 | 83.9 | 68.9 | 74.5 | 77.6 | 67.5 | 87.8 | 41.3 | 41.3 | F e b . |
| 77.2 | 88.3 | 107.9 | 45.5 | 86.6 | 112.5 | 77.4 | 93.5 | 59.5 | 59.5 | M a r . |
| 111.0 | 93.4 | 108.3 | 134.1 | 91.3 | 97.1 | 84.1 | 103.7 | 36.0 | 36.0 | A p r . |
| 104.3 | 91.1 | 95.5 | 125.7 | 78.4 | 88.9 | 73.7 | 83.2 | 36.0 | 36.0 | M a y |
| 108.7 | 96.8 | 109.2 | 122.8 | 78.4 | 74.3 | 75.8 | 85.7 | 44.0 | 44.0 | J u n . |
| 108.9 | 93.5 | 98.2 | 134.1 | 71.3 | 72.5 | 63.9 | 86.2 | 52.0 | 52.0 | J u l . |
| 90.3 | 79.7 | 73.7 | 113.1 | 64.5 | 59.4 | 59.2 | 78.3 | 49.7 | 49.7 | A u g . |
| 87.2 | 78.8 | 85.7 | 98.3 | 74.8 | 64.0 | 69.4 | 91.3 | 100.3 | 100.3 | S e p . |
| 89.6 | 93.8 | 83.2 | 88.2 | 84.8 | 65.4 | 80.6 | 103.1 | 139.4 | 139.4 | O c t . |
| 88.6 | 97.1 | 83.8 | 81.0 | 77.8 | 53.8 | 77.0 | 91.2 | 105.6 | 105.6 | N o v . |
| 84.0 | 88.3 | 96.1 | 71.7 | 94.4 | 63.4 | 96.8 | 104.4 | 63.4 | 63.4 | D e c . |
| 102.3 | 95.7 | 110.4 | 105.1 | 77.8 | 87.4 | 70.7 | 89.7 | 48.5 | 48.5 | Q 1 2003 |
| 93.0 | 86.3 | 97.9 | 94.7 | 77.1 | 73.7 | 70.8 | 91.2 | 59.9 | 59.9 | Q 2 |
| 93.8 | 85.1 | 87.9 | 107.5 | 74.1 | 66.3 | 68.9 | 89.9 | 65.4 | 65.4 | Q 3 |
| 83.6 | 85.6 | 79.3 | 85.8 | 85.9 | 70.9 | 84.5 | 93.8 | 66.0 | 66.0 | Q 4 |
| 109.5 | 94.8 | 114.4 | 124.6 | 77.8 | 84.2 | 68.3 | 93.0 | 31.0 | 31.0 | J a n . 2003 |
| 103.2 | 99.0 | 109.6 | 105.9 | 77.2 | 81.4 | 71.5 | 89.9 | 54.6 | 54.6 | F e b . |
| 94.2 | 93.2 | 107.1 | 84.7 | 78.5 | 96.5 | 72.2 | 86.2 | 60.0 | 60.0 | M a r . |
| 94.8 | 84.6 | 101.2 | 95.0 | 83.3 | 77.1 | 78.0 | 95.1 | 59.2 | 59.2 | A p r . |
| 91.2 | 88.1 | 88.0 | 95.6 | 73.6 | 76.3 | 65.2 | 89.4 | 57.2 | 57.2 | M a y |
| 92.9 | 86.3 | 104.5 | 93.5 | 74.4 | 67.8 | 69.2 | 89.1 | 63.2 | 63.2 | J u n . |
| 94.6 | 86.2 | 93.0 | 105.0 | 73.5 | 67.9 | 64.3 | 92.1 | 63.9 | 63.9 | J u l . |
| 96.4 | 87.3 | 88.6 | 111.1 | 75.4 | 65.8 | 72.2 | 90.0 | 59.6 | 59.6 | A u g . |
| 90.3 | 81.9 | 82.2 | 106.5 | 73.3 | 65.3 | 70.1 | 87.5 | 72.6 | 72.6 | S e p . |
| 84.5 | 88.9 | 79.3 | 82.4 | 82.7 | 73.3 | 79.4 | 93.3 | 75.2 | 75.2 | O c t . |
| 84.7 | 86.0 | 76.7 | 93.9 | 82.8 | 67.0 | 81.0 | 92.3 | 73.3 | 73.3 | N o v . |
| 81.6 | 81.9 | 81.9 | 81.2 | 92.1 | 72.3 | 93.2 | 95.9 | 49.5 | 49.5 | D e c . |

原指数
Original Index(3) 在庫指数
Indices of Industrial Producer's Inventory

| 年 月 | 鉱工業 Mining and manufacturing | 繊維工業 Textiles | 化学繊維 Man-made fibers | 合成繊維 (長繊維) | 合成繊維 (短繊維) | 紡績 Spun yarn | 綿糸 Cotton yarn | 毛糸 Woollen yarn | 合成繊維 紡績糸 | 織物 Woven fabrics |
|---------|---------------------------------|------------------|-------------------------|--------------------------------|------------------------------|-----------------|-------------------|--------------------|----------------------|---------------------|
| | | | | Synthetic fibers (Filament) | Synthetic fibers (Staple) | | | | Synthetic fiber yarn | |
| ウェイト | 10000.0 | 552.2 | 83.9 | 47.4 | 36.5 | 44.4 | 10.3 | 22.7 | 11.4 | 106.0 |
| 平成11年末 | 97.0 | 102.8 | 93.5 | 96.5 | 89.5 | 102.0 | 92.8 | 105.6 | 103.1 | 101.3 |
| 12 | 99.0 | 98.6 | 102.3 | 103.8 | 100.3 | 93.7 | 99.9 | 89.5 | 96.3 | 96.6 |
| 13 | 98.3 | 94.1 | 104.6 | 106.3 | 102.5 | 81.4 | 87.9 | 79.4 | 79.7 | 90.7 |
| 14 | 90.4 | 83.1 | 91.4 | 93.1 | 89.3 | 69.0 | 69.7 | 70.6 | 65.0 | 80.1 |
| 15 | 88.2 | 77.7 | 84.8 | 89.6 | 78.5 | 60.8 | 76.9 | 60.2 | 47.3 | 70.8 |
| 平成13年度末 | 91.8 | 87.7 | 94.8 | 102.1 | 85.3 | 84.1 | 90.8 | 83.1 | 80.0 | 87.7 |
| 14 | 86.5 | 78.0 | 85.9 | 90.5 | 79.9 | 64.4 | 64.3 | 66.9 | 59.7 | 77.9 |
| 平成15年1月 | 95.5 | 82.6 | 95.5 | 95.5 | 95.6 | 66.2 | 66.0 | 67.0 | 64.8 | 79.1 |
| 2 | 93.8 | 81.3 | 94.4 | 95.5 | 92.9 | 66.5 | 64.8 | 67.8 | 65.3 | 78.6 |
| 3 | 86.5 | 78.0 | 85.9 | 90.5 | 79.9 | 64.4 | 64.3 | 66.9 | 59.7 | 77.9 |
| 4 | 88.4 | 76.7 | 86.2 | 91.2 | 79.7 | 65.3 | 66.1 | 67.4 | 60.3 | 77.0 |
| 5 | 91.4 | 76.2 | 85.4 | 91.1 | 78.0 | 64.2 | 68.9 | 65.3 | 57.8 | 76.8 |
| 6 | 91.6 | 76.5 | 86.2 | 92.5 | 78.1 | 63.1 | 72.9 | 62.8 | 55.0 | 77.0 |
| 7 | 93.7 | 77.5 | 85.1 | 92.5 | 75.6 | 63.2 | 77.3 | 60.8 | 55.2 | 77.1 |
| 8 | 92.0 | 78.4 | 88.2 | 95.0 | 79.3 | 61.7 | 75.1 | 59.1 | 54.8 | 76.0 |
| 9 | 88.2 | 77.2 | 83.2 | 89.5 | 75.1 | 60.1 | 74.8 | 56.7 | 53.6 | 76.0 |
| 10 | 90.9 | 76.8 | 82.5 | 88.3 | 74.9 | 59.8 | 75.6 | 56.3 | 52.5 | 74.6 |
| 11 | 92.6 | 77.0 | 82.9 | 89.2 | 74.8 | 61.3 | 79.3 | 58.0 | 51.7 | 72.2 |
| 12 | 88.2 | 77.7 | 84.8 | 89.6 | 78.5 | 60.8 | 76.9 | 60.2 | 47.3 | 70.8 |

季節調整指数
Seasonal Adjustment Index

| | | | | | | | | | | |
|----------|------|------|------|------|------|------|------|------|------|------|
| 平成15年I期末 | 90.9 | 79.6 | 90.0 | 92.5 | 85.6 | 64.4 | 66.3 | 65.0 | 60.6 | 79.3 |
| II期 | 90.5 | 77.7 | 84.8 | 92.2 | 75.6 | 62.8 | 71.0 | 63.2 | 53.2 | 76.6 |
| III期 | 90.9 | 76.6 | 86.6 | 91.3 | 79.8 | 61.8 | 72.5 | 59.8 | 56.5 | 73.9 |
| IV期 | 89.8 | 76.6 | 84.8 | 90.0 | 77.8 | 61.7 | 79.1 | 59.8 | 49.1 | 71.6 |
| 平成15年1月 | 93.3 | 81.0 | 91.0 | 91.7 | 91.0 | 65.6 | 69.4 | 64.8 | 64.2 | 80.8 |
| 2 | 91.4 | 80.5 | 90.7 | 92.1 | 88.6 | 64.6 | 66.6 | 64.6 | 62.2 | 79.9 |
| 3 | 90.9 | 79.6 | 90.0 | 92.5 | 85.6 | 64.4 | 66.3 | 65.0 | 60.6 | 79.3 |
| 4 | 90.8 | 79.1 | 88.8 | 94.8 | 82.2 | 64.2 | 67.1 | 65.3 | 59.1 | 78.6 |
| 5 | 91.0 | 78.1 | 84.0 | 91.5 | 75.0 | 63.6 | 69.7 | 64.3 | 57.1 | 77.6 |
| 6 | 90.5 | 77.7 | 84.8 | 92.2 | 75.6 | 62.8 | 71.0 | 63.2 | 53.2 | 76.6 |
| 7 | 91.3 | 77.0 | 83.3 | 91.5 | 72.8 | 62.1 | 73.3 | 61.6 | 53.7 | 75.3 |
| 8 | 90.6 | 76.6 | 84.6 | 91.5 | 75.8 | 61.8 | 73.9 | 60.8 | 53.9 | 74.4 |
| 9 | 90.9 | 76.6 | 86.6 | 91.3 | 79.8 | 61.8 | 72.5 | 59.8 | 56.5 | 73.9 |
| 10 | 90.6 | 76.4 | 85.9 | 90.3 | 79.3 | 61.3 | 74.7 | 58.6 | 54.2 | 73.1 |
| 11 | 91.6 | 76.6 | 85.9 | 91.4 | 79.0 | 62.4 | 78.1 | 59.6 | 53.8 | 72.2 |
| 12 | 89.8 | 76.6 | 84.8 | 90.0 | 77.8 | 61.7 | 79.1 | 59.8 | 49.1 | 71.6 |

平成12年 = 100
2000 = 100

| 綿織物 | 毛織物 | 絹・絹紡物 | 合成繊維織物 (長繊維) | 合成繊維織物 (短繊維) | タオル地 | 染色整理 | 綿織物 染色整理 | 合成繊維織物 染色整理 | ニット生地 染色整理 | Year, Quarter & Month |
|-------------------|--------------------|----------------------------------|--|--|----------------|---|-------------------|-------------------------------|-----------------|-----------------------------|
| Cotton fabrics | Woollen fabrics | Silk and spun silk fabrics | Synthetic fibers fabrics (Filament) | Synthetic fibers fabrics (Staple) | Towel cloth | Dyeing and Finishing processes | Cotton fabrics | Synthetic fiber fabrics | Knit fabrics | Weight |
| 23.1 | 25.6 | 17.4 | 14.5 | 11.1 | 14.3 | 31.1 | 6.6 | 14.4 | 10.1 | Weight |
| 101.0 | 101.7 | 102.9 | 100.7 | 103.1 | 98.2 | 103.3 | 109.0 | 101.2 | 102.5 | C. Y. 1999 |
| 94.7 | 96.5 | 98.8 | 101.1 | 94.6 | 93.9 | 92.9 | 93.2 | 93.8 | 91.4 | C. Y. 2000 |
| 81.0 | 89.6 | 89.0 | 109.9 | 101.6 | 82.3 | 87.6 | 100.5 | 87.0 | 79.9 | C. Y. 2001 |
| 70.2 | 65.6 | 87.8 | 106.9 | 81.5 | 84.6 | 76.5 | 85.1 | 78.9 | 67.4 | C. Y. 2002 |
| 66.0 | 56.2 | 74.6 | 92.3 | 68.1 | 80.6 | 73.8 | 78.1 | 71.0 | 75.0 | C. Y. 2003 |
| 76.8 | 80.6 | 86.2 | 111.4 | 102.7 | 84.2 | 81.2 | 84.7 | 83.7 | 75.4 | F. Y. 2001 |
| 69.8 | 63.5 | 79.9 | 109.0 | 76.4 | 84.3 | 75.9 | 78.5 | 78.5 | 70.4 | F. Y. 2002 |
| 68.6 | 64.0 | 86.4 | 107.6 | 79.6 | 85.2 | 76.1 | 77.6 | 79.6 | 70.2 | J a n. 2003 |
| 69.5 | 62.7 | 83.6 | 107.6 | 79.0 | 85.7 | 76.1 | 78.4 | 79.0 | 70.6 | F e b. |
| 69.8 | 63.5 | 79.9 | 109.0 | 76.4 | 84.3 | 75.9 | 78.5 | 78.5 | 70.4 | M a r. |
| 68.5 | 64.2 | 79.2 | 105.3 | 75.5 | 83.5 | 76.2 | 79.8 | 77.6 | 72.0 | A p r. |
| 67.5 | 65.8 | 76.9 | 104.6 | 75.5 | 84.3 | 78.6 | 83.2 | 79.9 | 73.7 | M a y |
| 68.0 | 68.1 | 78.0 | 104.5 | 70.0 | 83.9 | 77.4 | 77.7 | 77.9 | 76.5 | J u n. |
| 70.0 | 67.5 | 78.4 | 101.7 | 70.7 | 84.1 | 76.1 | 79.3 | 76.7 | 73.3 | J u l. |
| 69.2 | 67.5 | 77.3 | 98.5 | 69.8 | 82.9 | 74.8 | 74.4 | 76.1 | 73.1 | A u g. |
| 69.6 | 65.8 | 77.5 | 97.5 | 71.1 | 84.5 | 72.6 | 74.1 | 72.3 | 71.9 | S e p. |
| 67.9 | 64.7 | 76.6 | 94.2 | 68.7 | 85.2 | 71.5 | 73.5 | 70.2 | 72.2 | O c t. |
| 65.4 | 60.1 | 75.8 | 92.9 | 66.7 | 83.4 | 73.0 | 73.4 | 71.6 | 74.8 | N o v. |
| 66.0 | 56.2 | 74.6 | 92.3 | 68.1 | 80.6 | 73.8 | 78.1 | 71.0 | 75.0 | D e c. |
| 71.8 | 67.6 | 80.4 | 106.7 | 76.7 | 84.6 | 77.0 | 79.9 | 79.2 | 71.8 | Q 1 2003 |
| 68.2 | 65.1 | 79.5 | 105.5 | 70.2 | 83.5 | 76.1 | 77.7 | 77.2 | 74.2 | Q 2 |
| 67.4 | 61.7 | 76.1 | 97.3 | 69.2 | 84.2 | 73.3 | 75.5 | 73.4 | 71.9 | Q 3 |
| 66.1 | 58.5 | 73.1 | 91.9 | 69.2 | 83.2 | 73.5 | 73.5 | 71.3 | 76.8 | Q 4 |
| 69.8 | 68.5 | 86.9 | 106.9 | 81.4 | 85.7 | 76.5 | 79.6 | 79.0 | 71.1 | J a n. 2003 |
| 70.1 | 68.1 | 83.8 | 106.5 | 79.7 | 85.3 | 75.8 | 79.2 | 78.2 | 70.6 | F e b. |
| 71.8 | 67.6 | 80.4 | 106.7 | 76.7 | 84.6 | 77.0 | 79.9 | 79.2 | 71.8 | M a r. |
| 69.9 | 67.3 | 80.7 | 105.5 | 75.3 | 84.1 | 76.6 | 79.5 | 78.1 | 72.1 | A p r. |
| 69.4 | 65.4 | 79.2 | 106.1 | 75.6 | 84.1 | 77.7 | 81.9 | 78.7 | 73.2 | M a y |
| 68.2 | 65.1 | 79.5 | 105.5 | 70.2 | 83.5 | 76.1 | 77.7 | 77.2 | 74.2 | J u n. |
| 68.3 | 63.8 | 78.5 | 102.0 | 68.6 | 82.6 | 75.8 | 80.4 | 77.2 | 71.2 | J u l. |
| 67.6 | 62.9 | 77.4 | 99.5 | 68.4 | 82.6 | 74.5 | 75.7 | 76.0 | 70.7 | A u g. |
| 67.4 | 61.7 | 76.1 | 97.3 | 69.2 | 84.2 | 73.3 | 75.5 | 73.4 | 71.9 | S e p. |
| 66.2 | 62.3 | 74.8 | 94.6 | 68.6 | 83.7 | 71.9 | 72.8 | 70.7 | 73.4 | O c t. |
| 65.4 | 60.1 | 74.1 | 93.0 | 68.7 | 84.0 | 73.3 | 72.4 | 71.2 | 77.0 | N o v. |
| 66.1 | 58.5 | 73.1 | 91.9 | 69.2 | 83.2 | 73.5 | 73.5 | 71.3 | 76.8 | D e c. |

原指数
Original Index

(3) 在庫指数(つづき)
Indices of Industrial Producer's Inventory (continued)

| 年 月 | 衣 類 Clothes | ニット製外衣 | 織物製外衣 | 下 着 | 靴 下 | その他の 繊維製品 | ふ と ん | タフテッド カーペット | 不 織 布 | ニ ッ ト 地 |
|---------|----------------|--------------------------------------|------------------------------------|----------------|---------|------------------------------|-------|---------------------------|----------------------|-----------------|
| | | Knitted fabrics outer wears | Woven fabrics outer wears | Under wears | Hosiery | Other textile products | Futon | Tufted pile carpets | Nonwovens fabrics | Knit fabrics |
| ウェイト | 213.7 | 40.3 | 114.4 | 11.6 | 47.4 | 73.1 | 28.3 | 14.9 | 20.8 | 9.1 |
| 平成11年末 | 108.0 | 121.6 | 107.1 | 103.7 | 99.7 | 100.8 | 106.5 | 85.7 | 102.9 | 103.2 |
| 12 | 101.4 | 112.8 | 102.4 | 85.4 | 93.3 | 94.3 | 93.0 | 83.6 | 103.2 | 95.3 |
| 13 | 98.0 | 111.9 | 94.4 | 74.9 | 100.5 | 85.9 | 73.8 | 70.0 | 111.6 | 91.1 |
| 14 | 87.2 | 106.8 | 83.2 | 49.9 | 89.4 | 77.3 | 59.5 | 69.7 | 104.2 | 83.6 |
| 15 | 84.1 | 101.7 | 82.0 | 41.8 | 84.4 | 72.9 | 61.1 | 62.5 | 94.0 | 78.2 |
| 平成13年度末 | 87.5 | 81.4 | 87.4 | 75.8 | 95.6 | 85.3 | 68.3 | 72.4 | 113.8 | 93.9 |
| 14 | 78.9 | 76.4 | 77.5 | 52.4 | 91.1 | 75.1 | 58.4 | 68.9 | 100.3 | 79.4 |
| 平成15年1月 | 85.6 | 96.6 | 82.5 | 52.6 | 91.6 | 77.0 | 59.7 | 71.0 | 104.1 | 78.3 |
| 2 | 83.4 | 86.8 | 80.7 | 55.9 | 93.8 | 75.6 | 59.5 | 70.1 | 100.7 | 77.5 |
| 3 | 78.9 | 76.4 | 77.5 | 52.4 | 91.1 | 75.1 | 58.4 | 68.9 | 100.3 | 79.4 |
| 4 | 75.6 | 73.8 | 73.5 | 51.3 | 88.1 | 75.7 | 59.3 | 68.6 | 100.4 | 81.6 |
| 5 | 74.5 | 74.2 | 70.0 | 52.6 | 91.2 | 76.0 | 58.0 | 75.9 | 99.9 | 77.7 |
| 6 | 74.9 | 75.4 | 68.5 | 55.7 | 94.7 | 76.7 | 56.9 | 83.5 | 98.1 | 78.4 |
| 7 | 77.2 | 84.0 | 69.8 | 58.3 | 93.9 | 79.4 | 58.2 | 92.1 | 98.9 | 79.7 |
| 8 | 79.1 | 86.1 | 74.0 | 58.2 | 90.4 | 80.6 | 60.3 | 93.4 | 98.7 | 81.4 |
| 9 | 78.8 | 85.9 | 75.3 | 57.5 | 86.2 | 79.8 | 63.5 | 87.7 | 95.8 | 80.6 |
| 10 | 79.8 | 90.3 | 77.2 | 50.1 | 84.4 | 77.0 | 62.6 | 79.2 | 94.3 | 78.8 |
| 11 | 81.7 | 96.3 | 78.9 | 45.1 | 84.9 | 74.5 | 62.0 | 71.2 | 92.7 | 77.5 |
| 12 | 84.1 | 101.7 | 82.0 | 41.8 | 84.4 | 72.9 | 61.1 | 62.5 | 94.0 | 78.2 |

季節調整指数
Seasonal Adjustment Index

| | | | | | | | | | | |
|----------|------|------|------|------|------|------|------|------|-------|------|
| 平成15年Ⅰ期末 | 79.9 | 85.9 | 75.8 | 50.9 | 92.4 | 77.7 | 61.4 | 77.3 | 100.8 | 78.8 |
| Ⅱ期 | 79.3 | 83.4 | 74.6 | 54.3 | 93.5 | 76.5 | 60.0 | 78.2 | 97.1 | 78.3 |
| Ⅲ期 | 78.5 | 84.5 | 75.5 | 57.5 | 85.9 | 74.5 | 55.9 | 76.5 | 98.5 | 79.5 |
| Ⅳ期 | 79.5 | 86.4 | 76.6 | 45.0 | 86.6 | 75.8 | 63.7 | 73.3 | 94.0 | 79.4 |
| 平成15年1月 | 81.1 | 87.5 | 77.1 | 53.4 | 92.3 | 82.6 | 64.7 | 80.2 | 103.2 | 81.0 |
| 2 | 80.6 | 87.5 | 76.4 | 55.3 | 93.1 | 78.9 | 61.7 | 78.0 | 100.9 | 79.8 |
| 3 | 79.9 | 85.9 | 75.8 | 50.9 | 92.4 | 77.7 | 61.4 | 77.3 | 100.8 | 78.8 |
| 4 | 79.2 | 85.2 | 75.6 | 50.6 | 89.7 | 77.8 | 62.7 | 74.5 | 99.2 | 79.5 |
| 5 | 79.6 | 84.4 | 75.9 | 51.4 | 91.7 | 76.9 | 61.1 | 77.5 | 98.5 | 77.3 |
| 6 | 79.3 | 83.4 | 74.6 | 54.3 | 93.5 | 76.5 | 60.0 | 78.2 | 97.1 | 78.3 |
| 7 | 79.0 | 85.2 | 74.2 | 55.3 | 90.3 | 76.5 | 59.5 | 78.9 | 98.1 | 78.6 |
| 8 | 78.8 | 84.5 | 75.2 | 56.5 | 87.9 | 74.8 | 52.3 | 79.4 | 99.1 | 80.0 |
| 9 | 78.5 | 84.5 | 75.5 | 57.5 | 85.9 | 74.5 | 55.9 | 76.5 | 98.5 | 79.5 |
| 10 | 78.9 | 85.8 | 76.1 | 52.0 | 85.5 | 74.1 | 57.1 | 74.8 | 95.6 | 78.4 |
| 11 | 79.0 | 86.3 | 76.4 | 48.3 | 85.4 | 75.0 | 62.3 | 74.3 | 93.0 | 78.5 |
| 12 | 79.5 | 86.4 | 76.6 | 45.0 | 86.6 | 75.8 | 63.7 | 73.3 | 94.0 | 79.4 |

平成12年 = 100
2000 = 100

| 皮革製品業 Leather products | 製革靴 | | 家具工業 Furniture | 金属製具 Metal furniture | 金属製机 Metal desks | 金属製いす Metal chairs | 金属製棚・ 保管庫類 Metal shelves | 流し・ガス・ 調理台 Metal sink cabinets, range tables and cooking tables | Year, Quarter & Month |
|---------------------------|---------------|------------------------------|-------------------|-------------------------|---------------------|-----------------------|--------------------------------|--|-----------------------------|
| | 製革 Leather | 靴 Leather boots and shoes | | | | | | | |
| 50.1 | 11.6 | 38.5 | 113.9 | 38.0 | 7.2 | 4.1 | 6.8 | 5.5 | Weight |
| 109.6 | 98.8 | 112.8 | 101.7 | 96.8 | 101.2 | 109.3 | 98.3 | 97.3 | C. Y. 1999 |
| 93.6 | 95.7 | 93.0 | 106.8 | 114.2 | 114.4 | 113.5 | 101.5 | 102.1 | C. Y. 2000 |
| 91.4 | 97.5 | 89.6 | 102.0 | 117.8 | 101.7 | 102.9 | 117.0 | 160.2 | C. Y. 2001 |
| 76.8 | 93.6 | 71.8 | 79.6 | 112.5 | 97.2 | 114.4 | 95.0 | 129.4 | C. Y. 2002 |
| 60.7 | 80.8 | 54.7 | 66.4 | 101.6 | 99.4 | 116.0 | 90.9 | 95.0 | C. Y. 2003 |
| 77.0 | 96.2 | 71.2 | 80.4 | 88.8 | 83.0 | 73.3 | 91.0 | 131.8 | F. Y. 2001 |
| 68.7 | 90.1 | 62.2 | 67.4 | 88.9 | 88.7 | 79.9 | 86.3 | 103.8 | F. Y. 2002 |
| 80.1 | 93.3 | 76.1 | 80.4 | 115.0 | 109.8 | 129.1 | 92.8 | 135.3 | J a n. 2003 |
| 75.1 | 90.0 | 70.6 | 77.2 | 110.0 | 126.3 | 118.3 | 92.7 | 123.9 | F e b. |
| 68.7 | 90.1 | 62.2 | 67.4 | 88.9 | 88.7 | 79.9 | 86.3 | 103.8 | M a r. |
| 66.9 | 91.6 | 59.4 | 64.4 | 83.5 | 78.7 | 70.9 | 84.1 | 89.0 | A p r. |
| 61.6 | 89.3 | 53.2 | 65.3 | 86.1 | 86.0 | 77.8 | 87.7 | 81.1 | M a y |
| 63.6 | 85.9 | 56.9 | 66.2 | 89.2 | 92.8 | 88.4 | 88.9 | 80.6 | J u n. |
| 65.8 | 82.9 | 60.7 | 67.7 | 95.0 | 90.5 | 90.8 | 88.5 | 85.7 | J u l. |
| 61.8 | 81.1 | 56.0 | 67.5 | 94.9 | 76.6 | 78.7 | 87.3 | 86.4 | A u g. |
| 58.6 | 80.3 | 52.0 | 65.5 | 90.1 | 82.9 | 83.5 | 86.0 | 87.9 | S e p. |
| 58.1 | 80.4 | 51.4 | 67.3 | 95.6 | 91.2 | 94.2 | 85.5 | 96.9 | O c t. |
| 58.9 | 80.7 | 52.3 | 66.7 | 100.2 | 96.2 | 105.5 | 90.5 | 100.1 | N o v. |
| 60.7 | 80.8 | 54.7 | 66.4 | 101.6 | 99.4 | 116.0 | 90.9 | 95.0 | D e c. |
| 73.7 | 88.6 | 69.4 | 70.6 | 95.6 | 91.9 | 91.3 | 89.8 | 108.1 | Q 1 2003 |
| 64.0 | 86.4 | 57.3 | 68.9 | 93.0 | 92.0 | 91.5 | 90.6 | 87.5 | Q 2 |
| 58.4 | 82.0 | 51.4 | 66.4 | 92.8 | 95.6 | 93.7 | 88.3 | 92.9 | Q 3 |
| 59.3 | 80.0 | 53.2 | 61.9 | 92.1 | 93.9 | 101.5 | 86.7 | 87.3 | Q 4 |
| 76.9 | 91.5 | 72.1 | 74.4 | 101.9 | 90.3 | 101.9 | 88.2 | 117.0 | J a n. 2003 |
| 74.8 | 90.8 | 69.9 | 73.0 | 99.3 | 94.4 | 97.4 | 84.3 | 117.3 | F e b. |
| 73.7 | 88.6 | 69.4 | 70.6 | 95.6 | 91.9 | 91.3 | 89.8 | 108.1 | M a r. |
| 71.0 | 89.1 | 64.7 | 70.5 | 95.7 | 88.5 | 83.4 | 90.9 | 98.9 | A p r. |
| 64.2 | 88.1 | 56.5 | 69.7 | 95.9 | 92.5 | 89.2 | 92.4 | 88.7 | M a y |
| 64.0 | 86.4 | 57.3 | 68.9 | 93.0 | 92.0 | 91.5 | 90.6 | 87.5 | J u n. |
| 62.2 | 83.9 | 56.4 | 68.8 | 95.9 | 95.1 | 91.5 | 89.6 | 91.1 | J u l. |
| 59.6 | 81.8 | 53.3 | 68.7 | 99.4 | 85.6 | 88.2 | 88.6 | 90.6 | A u g. |
| 58.4 | 82.0 | 51.4 | 66.4 | 92.8 | 95.6 | 93.7 | 88.3 | 92.9 | S e p. |
| 58.4 | 82.1 | 51.5 | 65.5 | 94.2 | 103.0 | 96.4 | 85.1 | 90.7 | O c t. |
| 58.3 | 81.6 | 51.3 | 63.9 | 93.4 | 97.0 | 99.4 | 87.4 | 90.8 | N o v. |
| 59.3 | 80.0 | 53.2 | 61.9 | 92.1 | 93.9 | 101.5 | 86.7 | 87.3 | D e c. |

原指数
Original Index

(3) 在庫指数(つづき)
Indices of Industrial Producer's Inventory (continued)

| 年 月 | システム キッチン | 金属製 間仕切り | 木製家具 | 木製たんす | ドレッサー | 木製棚 | 木製机・ テーブル | 木製いす | 木製ベッド |
|---------|---------------------------|--------------------|---------------------|-------------------------------|---------|-------------------|-------------------------------|------------------|----------------|
| | Metal kitchen units | Metal partition | Wooden furniture | Wooden chest of drawers | Dresser | Wooden shelves | Wooden desks and tables | Wooden chairs | Wooden beds |
| ウェイト | 10.6 | 3.8 | 75.9 | 21.8 | 8.3 | 14.4 | 7.8 | 13.0 | 10.6 |
| 平成11年末 | 90.5 | 88.9 | 104.1 | 109.4 | 117.5 | 96.4 | 104.3 | 106.9 | 89.6 |
| 12 | 128.2 | 115.3 | 103.1 | 98.6 | 115.3 | 106.9 | 105.8 | 92.0 | 109.1 |
| 13 | 123.0 | 90.3 | 94.1 | 89.5 | 83.1 | 105.6 | 97.2 | 76.2 | 116.3 |
| 14 | 126.1 | 108.8 | 63.1 | 39.0 | 56.9 | 94.3 | 58.1 | 55.6 | 88.1 |
| 15 | 102.7 | 116.0 | 48.8 | 32.1 | 47.7 | 73.5 | 54.2 | 44.0 | 52.1 |
| 平成13年度末 | 85.0 | 60.5 | 76.2 | 50.0 | 94.9 | 87.3 | 79.2 | 62.1 | 115.6 |
| 14 | 79.4 | 108.6 | 56.7 | 36.6 | 53.6 | 76.8 | 52.9 | 54.0 | 79.2 |
| 平成15年1月 | 103.6 | 151.4 | 63.1 | 39.5 | 52.0 | 90.6 | 63.0 | 57.5 | 89.8 |
| 2 | 90.9 | 134.0 | 60.7 | 37.5 | 49.1 | 83.8 | 61.1 | 58.1 | 89.2 |
| 3 | 79.4 | 108.6 | 56.7 | 36.6 | 53.6 | 76.8 | 52.9 | 54.0 | 79.2 |
| 4 | 74.3 | 123.1 | 54.9 | 35.0 | 51.7 | 72.4 | 52.1 | 52.7 | 79.3 |
| 5 | 82.6 | 109.7 | 54.9 | 35.4 | 49.1 | 72.9 | 52.9 | 52.4 | 79.6 |
| 6 | 92.0 | 88.0 | 54.7 | 35.2 | 49.8 | 75.1 | 50.3 | 52.2 | 77.3 |
| 7 | 104.1 | 107.4 | 54.1 | 35.6 | 47.3 | 75.8 | 49.3 | 50.3 | 76.2 |
| 8 | 123.6 | 92.6 | 53.7 | 35.3 | 49.5 | 75.0 | 48.6 | 48.7 | 76.1 |
| 9 | 108.9 | 69.4 | 53.1 | 33.9 | 48.0 | 75.9 | 50.9 | 46.5 | 75.6 |
| 10 | 105.1 | 95.3 | 53.1 | 32.7 | 47.1 | 77.8 | 52.4 | 45.1 | 76.2 |
| 11 | 106.8 | 101.4 | 49.9 | 32.0 | 47.2 | 78.3 | 53.5 | 44.9 | 53.6 |
| 12 | 102.7 | 116.0 | 48.8 | 32.1 | 47.7 | 73.5 | 54.2 | 44.0 | 52.1 |

季節調整指数
Seasonal Adjustment Index

| | | | | | | | | | |
|----------|-------|-------|------|------|------|------|------|------|------|
| 平成15年Ⅰ期末 | 82.5 | 140.5 | 58.1 | 38.4 | 47.1 | 81.2 | 55.9 | 55.6 | 78.0 |
| Ⅱ期 | 97.4 | 89.2 | 56.0 | 37.1 | 50.2 | 78.0 | 52.2 | 51.7 | 77.1 |
| Ⅲ期 | 98.0 | 83.0 | 53.1 | 33.4 | 51.6 | 74.2 | 50.2 | 47.2 | 75.8 |
| Ⅳ期 | 90.5 | 108.8 | 46.6 | 29.2 | 49.9 | 68.1 | 52.1 | 43.1 | 52.8 |
| 平成15年1月 | 99.8 | 121.7 | 59.8 | 37.3 | 47.5 | 86.9 | 58.8 | 56.3 | 87.6 |
| 2 | 98.6 | 117.2 | 59.2 | 37.5 | 45.9 | 84.7 | 58.2 | 56.4 | 84.2 |
| 3 | 82.5 | 140.5 | 58.1 | 38.4 | 47.1 | 81.2 | 55.9 | 55.6 | 78.0 |
| 4 | 93.3 | 115.4 | 57.9 | 38.5 | 46.5 | 81.3 | 55.4 | 55.0 | 81.2 |
| 5 | 95.4 | 111.7 | 56.7 | 38.7 | 47.5 | 79.5 | 55.3 | 53.2 | 79.0 |
| 6 | 97.4 | 89.2 | 56.0 | 37.1 | 50.2 | 78.0 | 52.2 | 51.7 | 77.1 |
| 7 | 102.0 | 106.7 | 55.2 | 35.6 | 52.0 | 76.9 | 50.8 | 50.0 | 76.2 |
| 8 | 121.4 | 105.4 | 54.4 | 34.7 | 54.0 | 75.1 | 49.7 | 48.5 | 76.8 |
| 9 | 98.0 | 83.0 | 53.1 | 33.4 | 51.6 | 74.2 | 50.2 | 47.2 | 75.8 |
| 10 | 97.2 | 97.0 | 52.4 | 31.7 | 50.1 | 72.6 | 50.9 | 45.5 | 78.7 |
| 11 | 95.9 | 98.0 | 48.8 | 30.3 | 52.0 | 71.2 | 51.7 | 44.4 | 55.5 |
| 12 | 90.5 | 108.8 | 46.6 | 29.2 | 49.9 | 68.1 | 52.1 | 43.1 | 52.8 |

平成12年 = 100
2000 = 100

| 楽 器 Musical instruments | 楽 器 | | | 文 具 Stationery | 文 具 | | | 玩 具 Toys | 電 子 応 用 玩 具 Electronic applied toys | Year, Quarter & Month |
|-------------------------------|-----------------|-----------------------------------|------------------------------|-------------------|---|-----------------------------------|-------------------------------------|-------------|--|-----------------------------|
| | ピ ア ノ Pianos | 電 子 ピ ア ノ Electronic pianos | 管 楽 器 Wind instruments | | シ ャ ー プ ペ ン シ ル Mechanical pencils | ボ ー ル ペ ン Ballpoint pens | マ ー キ ン グ ペ ン Marking pens | | | |
| 16.7 | 7.4 | 3.3 | 6.0 | 40.8 | 5.1 | 21.0 | 14.7 | 38.6 | 38.6 | Weight |
| 88.6 | 80.1 | 115.3 | 84.4 | 84.6 | 86.9 | 73.2 | 100.0 | 74.3 | 74.3 | C. Y. 1999 |
| 97.1 | 99.9 | 78.4 | 103.9 | 106.7 | 101.7 | 112.9 | 99.5 | 95.5 | 95.5 | C. Y. 2000 |
| 109.5 | 107.1 | 103.6 | 115.6 | 85.8 | 83.2 | 89.0 | 82.2 | 110.2 | 110.2 | C. Y. 2001 |
| 100.9 | 72.9 | 92.5 | 140.1 | 87.7 | 85.7 | 92.7 | 81.2 | 108.8 | 108.8 | C. Y. 2002 |
| 95.8 | 67.2 | 87.0 | 135.9 | 93.8 | 86.0 | 103.6 | 82.5 | 125.0 | 125.0 | C. Y. 2003 |
| 124.3 | 93.8 | 90.2 | 180.6 | 94.4 | 79.3 | 102.6 | 88.0 | 125.2 | 125.2 | F. Y. 2001 |
| 124.6 | 73.7 | 102.5 | 199.4 | 90.0 | 81.7 | 98.5 | 80.7 | 121.9 | 121.9 | F. Y. 2002 |
| 106.3 | 75.1 | 99.3 | 148.6 | 87.5 | 86.3 | 91.9 | 81.6 | 112.2 | 112.2 | J a n . 2003 |
| 112.2 | 76.4 | 99.2 | 163.5 | 91.4 | 86.4 | 97.0 | 85.0 | 137.4 | 137.4 | F e b . |
| 124.6 | 73.7 | 102.5 | 199.4 | 90.0 | 81.7 | 98.5 | 80.7 | 121.9 | 121.9 | M a r . |
| 116.5 | 74.2 | 95.9 | 180.1 | 87.4 | 79.6 | 95.5 | 78.5 | 124.9 | 124.9 | A p r . |
| 110.2 | 74.1 | 100.0 | 160.2 | 91.0 | 75.9 | 101.2 | 81.6 | 136.9 | 136.9 | M a y |
| 102.6 | 73.0 | 91.1 | 145.4 | 92.1 | 78.8 | 102.1 | 82.3 | 132.2 | 132.2 | J u n . |
| 98.4 | 81.8 | 85.8 | 125.8 | 95.3 | 81.7 | 105.8 | 85.0 | 137.2 | 137.2 | J u l . |
| 90.3 | 78.4 | 91.8 | 104.1 | 97.1 | 81.9 | 108.4 | 86.1 | 143.9 | 143.9 | A u g . |
| 93.1 | 84.5 | 94.7 | 102.9 | 102.7 | 83.0 | 118.9 | 86.5 | 148.7 | 148.7 | S e p . |
| 97.7 | 84.5 | 98.0 | 113.7 | 107.5 | 85.0 | 127.4 | 86.8 | 135.9 | 135.9 | O c t . |
| 97.4 | 76.5 | 98.7 | 122.4 | 107.5 | 85.9 | 126.4 | 87.9 | 108.1 | 108.1 | N o v . |
| 95.8 | 67.2 | 87.0 | 135.9 | 93.8 | 86.0 | 103.6 | 82.5 | 125.0 | 125.0 | D e c . |
| 104.4 | 70.0 | 107.6 | 128.4 | 90.6 | 83.4 | 98.5 | 82.1 | 134.5 | 134.5 | Q 1 2003 |
| 107.2 | 75.6 | 89.4 | 165.4 | 91.7 | 79.1 | 100.3 | 81.1 | 140.8 | 140.8 | Q 2 |
| 95.4 | 79.0 | 90.3 | 124.6 | 101.2 | 82.7 | 116.9 | 85.5 | 126.8 | 126.8 | Q 3 |
| 98.8 | 73.0 | 93.6 | 138.3 | 97.8 | 87.3 | 108.6 | 86.4 | 147.2 | 147.2 | Q 4 |
| 112.0 | 82.1 | 106.9 | 142.7 | 88.8 | 86.6 | 94.1 | 82.1 | 108.9 | 108.9 | J a n . 2003 |
| 105.4 | 75.2 | 105.7 | 137.4 | 89.2 | 84.5 | 95.4 | 82.5 | 128.6 | 128.6 | F e b . |
| 104.4 | 70.0 | 107.6 | 128.4 | 90.6 | 83.4 | 98.5 | 82.1 | 134.5 | 134.5 | M a r . |
| 108.3 | 75.3 | 96.1 | 150.9 | 88.8 | 81.7 | 95.7 | 81.3 | 135.6 | 135.6 | A p r . |
| 107.7 | 76.1 | 97.2 | 152.3 | 90.5 | 75.8 | 100.2 | 81.8 | 142.0 | 142.0 | M a y |
| 107.2 | 75.6 | 89.4 | 165.4 | 91.7 | 79.1 | 100.3 | 81.1 | 140.8 | 140.8 | J u n . |
| 106.4 | 81.9 | 86.6 | 154.9 | 94.8 | 82.0 | 106.7 | 83.7 | 141.0 | 141.0 | J u l . |
| 100.4 | 78.3 | 89.9 | 140.8 | 96.3 | 81.5 | 108.6 | 84.2 | 132.9 | 132.9 | A u g . |
| 95.4 | 79.0 | 90.3 | 124.6 | 101.2 | 82.7 | 116.9 | 85.5 | 126.8 | 126.8 | S e p . |
| 99.3 | 78.8 | 89.4 | 136.2 | 107.8 | 83.5 | 127.6 | 86.5 | 117.2 | 117.2 | O c t . |
| 98.5 | 73.8 | 94.0 | 135.6 | 106.1 | 84.0 | 124.4 | 87.7 | 115.0 | 115.0 | N o v . |
| 98.8 | 73.0 | 93.6 | 138.3 | 97.8 | 87.3 | 108.6 | 86.4 | 147.2 | 147.2 | D e c . |

原指数
Original Index

(4) 生産能力指数

Indices of Production Capacity

平成12年 = 100
2000 = 100

| 年 月 | 製造工業 Manufacturing | 繊維工業 Textiles | | | | | | | Year & Month |
|---------|-----------------------|------------------|---|---|-----------------|---------------------|---------------------|--|--------------|
| | | | 合成繊維 (長繊維) Synthetic fibers (Filament) | 合成繊維 (短繊維) Synthetic fibers (Staple) | 紡績 Spun yarn | 織物 Woven fabrics | タオル地 Towel cloth | ニット・ 衣服縫製品 Knit fabrics and clothes | |
| ウェイト | 10000.0 | 468.6 | 49.8 | 39.0 | 11.6 | 65.8 | 4.9 | 168.3 | Weight |
| 平成11年末 | 100.7 | 103.6 | 101.5 | 101.3 | 110.2 | 106.0 | 102.8 | 104.1 | C. Y. 1999 |
| 12 | 99.8 | 97.8 | 99.7 | 99.9 | 95.3 | 97.4 | 98.6 | 96.6 | C. Y. 2000 |
| 13 | 96.5 | 91.4 | 99.2 | 99.8 | 86.9 | 87.6 | 89.1 | 86.1 | C. Y. 2001 |
| 14 | 94.0 | 85.9 | 97.4 | 99.8 | 79.6 | 79.0 | 86.8 | 77.6 | C. Y. 2002 |
| 15 | 91.9 | 79.2 | 85.9 | 86.3 | 69.9 | 73.4 | 80.5 | 71.5 | C. Y. 2003 |
| 平成13年度末 | 95.2 | 88.9 | 98.5 | 99.8 | 84.3 | 83.2 | 88.9 | 82.6 | F. Y. 2001 |
| 14 | 93.0 | 84.1 | 97.1 | 99.1 | 76.9 | 76.7 | 82.8 | 75.0 | F. Y. 2002 |
| 平成15年1月 | 93.2 | 84.7 | 97.4 | 99.8 | 78.0 | 77.8 | 82.8 | 75.4 | Jan. 2003 |
| 2 | 93.0 | 84.4 | 97.1 | 99.1 | 77.7 | 77.5 | 82.8 | 75.3 | Feb. |
| 3 | 93.0 | 84.1 | 97.1 | 99.1 | 76.9 | 76.7 | 82.8 | 75.0 | Mar. |
| 4 | 92.7 | 81.7 | 89.5 | 86.2 | 76.3 | 76.0 | 81.9 | 74.1 | Apr. |
| 5 | 92.5 | 81.5 | 89.5 | 86.3 | 76.3 | 75.4 | 81.9 | 73.7 | May |
| 6 | 92.2 | 81.3 | 89.6 | 86.3 | 72.9 | 75.3 | 81.9 | 73.4 | Jun. |
| 7 | 92.1 | 81.0 | 89.6 | 86.3 | 72.0 | 75.0 | 81.8 | 73.1 | Jul. |
| 8 | 92.1 | 80.6 | 89.6 | 86.3 | 70.2 | 74.4 | 81.0 | 72.8 | Aug. |
| 9 | 92.1 | 80.2 | 89.6 | 86.3 | 70.2 | 74.1 | 80.6 | 72.3 | Sep. |
| 10 | 92.0 | 79.8 | 89.4 | 86.3 | 70.1 | 73.8 | 80.6 | 71.9 | Oct. |
| 11 | 92.0 | 79.8 | 89.5 | 86.3 | 70.1 | 73.6 | 80.6 | 71.8 | Nov. |
| 12 | 91.9 | 79.2 | 85.9 | 86.3 | 69.9 | 73.4 | 80.5 | 71.5 | Dec. |

原指数
Original Index

(4) 生産能力指数(つづき)

Indices of Production Capacity (Continued)

平成12年 = 100
2000 = 100

| 年 月 | 繊維工業(続き) Textiles (Continued) | | | | | 家具 Furniture | | 文具 Stationery | Year & Month |
|---------|----------------------------------|---------------|--|-----------------------------|-------------------------|--|---|---|--------------|
| | 靴 下 Hosiery | 綿ふとん Futon | タフテッド カーペット Tufted pile carpets | 不織布 Nonwovens fabrics | ニット地 Knit fabrics | 金属製 事務机 Metal furniture Office- desks | 金属製 回転いす Metal furniture Swivel chairs | ボールペン (インキングマシン) Ballpoint pens (Inking machine) | |
| ウェイト | 26.2 | 26.7 | 11.8 | 42.9 | 21.6 | 16.9 | 11.6 | 32.1 | Weight |
| 平成11年末 | 102.9 | 105.5 | 99.9 | 99.2 | 107.2 | 100.0 | 109.4 | 85.2 | C. Y. 1999 |
| 12 | 99.3 | 96.5 | 97.6 | 100.1 | 97.1 | 100.0 | 99.8 | 94.2 | C. Y. 2000 |
| 13 | 93.0 | 87.8 | 98.7 | 103.4 | 89.7 | 100.0 | 97.5 | 95.7 | C. Y. 2001 |
| 14 | 89.2 | 76.7 | 99.1 | 106.4 | 82.5 | 91.5 | 91.1 | 93.0 | C. Y. 2002 |
| 15 | 74.9 | 75.4 | 96.8 | 107.9 | 77.4 | 91.5 | 88.0 | 91.3 | C. Y. 2003 |
| 平成13年度末 | 91.8 | 80.8 | 99.1 | 103.7 | 86.5 | 96.0 | 91.4 | 93.0 | F. Y. 2001 |
| 14 | 85.2 | 76.3 | 96.8 | 107.3 | 80.9 | 91.5 | 88.0 | 91.3 | F. Y. 2002 |
| 平成15年1月 | 85.4 | 76.3 | 99.1 | 107.7 | 81.2 | 91.5 | 88.0 | 91.3 | Jan. 2003 |
| 2 | 85.3 | 76.3 | 96.8 | 107.3 | 81.0 | 91.5 | 88.0 | 91.3 | Feb. |
| 3 | 85.2 | 76.3 | 96.8 | 107.3 | 80.9 | 91.5 | 88.0 | 91.3 | Mar. |
| 4 | 83.3 | 76.3 | 96.8 | 107.6 | 79.8 | 91.5 | 88.0 | 91.3 | Apr. |
| 5 | 83.7 | 76.3 | 97.2 | 107.6 | 79.6 | 91.5 | 88.0 | 91.3 | May |
| 6 | 83.3 | 76.7 | 97.2 | 107.6 | 79.7 | 91.5 | 88.0 | 91.3 | Jun. |
| 7 | 82.5 | 76.3 | 97.2 | 106.9 | 79.6 | 91.5 | 88.0 | 91.3 | Jul. |
| 8 | 80.5 | 75.4 | 97.2 | 106.9 | 79.0 | 91.5 | 88.0 | 91.3 | Aug. |
| 9 | 78.8 | 75.4 | 97.2 | 106.9 | 78.1 | 91.5 | 88.0 | 91.3 | Sep. |
| 10 | 75.9 | 75.4 | 97.2 | 106.9 | 77.5 | 91.5 | 88.0 | 91.3 | Oct. |
| 11 | 75.0 | 75.4 | 96.8 | 107.9 | 77.4 | 91.5 | 88.0 | 91.3 | Nov. |
| 12 | 74.9 | 75.4 | 96.8 | 107.9 | 77.4 | 91.5 | 88.0 | 91.3 | Dec. |

2 生産・出荷・在庫統計

Production, Producer's Shipments and Producer's Inventory of Finished Goods

(1) 製品統計表 (時系列)

Historical Data by Commodities

化学繊維 Chemical fibers

| 年 月 | 化学繊維合計 1)+2) Chemical fibers total | | | | | 単位:トン Unit: t | Year, Quarter and Month |
|-------------|---------------------------------------|-----------------------------|----------------------------|------------------------|---------------|-------------------------------|-------------------------------|
| | 生産数量 Production Quantity | 受入数量 Receipt Quantity | 出荷数量 Shipments Quantity | | | 在庫数量 Inventory Quantity | |
| | | | 計 Total | 販売数量 Sales Quantity | その他 Others | | |
| 平成11年 | 1,634,327 | 300,737 | 1,943,010 | 1,337,745 | 605,265 | 149,224 | C. Y. 1999 |
| 12 | 1,642,947 | 303,104 | 1,935,881 | 1,322,397 | 613,484 | 160,097 | 2000 |
| 13 | 1,564,170 | 299,264 | 1,864,312 | 1,254,017 | 610,295 | 159,225 | 2001 |
| 14 | 1,415,703 | 227,961 | 1,664,980 | 1,154,329 | 510,651 | 136,325 | 2002 |
| 15 | 1,316,083 | 153,645 | 1,481,967 | 1,058,703 | 423,264 | 125,416 | 2003 |
| 平成13年度 | 1,520,415 | 292,460 | 1,824,904 | 1,230,607 | 594,297 | 143,187 | F. Y. 2001 |
| 14 | 1,400,526 | 205,205 | 1,621,829 | 1,134,964 | 486,865 | 128,399 | 2002 |
| 平成15年 1月～3月 | 339,318 | 43,150 | 391,715 | 279,799 | 111,916 | 128,399 | Q 1 2003 |
| 4月～6月 | 326,361 | 35,782 | 362,554 | 259,355 | 103,199 | 127,986 | Q 2 |
| 7月～9月 | 325,192 | 38,285 | 369,294 | 265,484 | 103,810 | 122,175 | Q 3 |
| 10月～12月 | 325,212 | 36,428 | 358,404 | 254,065 | 104,339 | 125,416 | Q 4 |
| 平成15年 1月 | 117,981 | 17,440 | 127,725 | 87,075 | 40,650 | 144,021 | Jan. 2003 |
| 2月 | 107,560 | 13,429 | 124,444 | 88,727 | 35,717 | 141,880 | Feb. |
| 3月 | 113,777 | 12,281 | 139,546 | 103,997 | 35,549 | 128,399 | Mar. |
| 4月 | 110,213 | 12,725 | 123,069 | 87,720 | 35,349 | 128,268 | Apr. |
| 5月 | 108,968 | 10,813 | 120,813 | 87,566 | 33,247 | 127,234 | May |
| 6月 | 107,180 | 12,244 | 118,672 | 84,069 | 34,603 | 127,986 | Jun. |
| 7月 | 110,111 | 12,983 | 124,568 | 88,967 | 35,601 | 126,514 | Jul. |
| 8月 | 106,650 | 12,406 | 115,437 | 82,418 | 33,019 | 130,136 | Aug. |
| 9月 | 108,431 | 12,896 | 129,289 | 94,099 | 35,190 | 122,175 | Sep. |
| 10月 | 111,427 | 12,910 | 125,380 | 89,244 | 36,136 | 121,135 | Oct. |
| 11月 | 104,787 | 10,806 | 114,626 | 81,481 | 33,145 | 122,105 | Nov. |
| 12月 | 108,998 | 12,712 | 118,398 | 83,340 | 35,058 | 125,416 | Dec. |

| 年 月 | 1) 化学繊維短繊維計 1～2 Chemical staple fibers total | | | | | 単位:トン Unit: t | Year, Quarter and Month |
|-------------|---|-----------------------------|----------------------------|------------------------|---------------|-------------------------------|-------------------------------|
| | 生産数量 Production Quantity | 受入数量 Receipt Quantity | 出荷数量 Shipments Quantity | | | 在庫数量 Inventory Quantity | |
| | | | 計 Total | 販売数量 Sales Quantity | その他 Others | | |
| 平成11年 | 911,863 | 110,099 | 1,025,221 | 853,218 | 172,003 | 81,911 | C. Y. 1999 |
| 12 | 919,885 | 113,221 | 1,028,650 | 848,702 | 179,948 | 86,364 | 2000 |
| 13 | 882,687 | 121,982 | 1,005,590 | 819,466 | 186,124 | 85,450 | 2001 |
| 14 | 823,045 | 98,230 | 932,537 | 778,869 | 153,668 | 74,187 | 2002 |
| 15 | 749,795 | 35,332 | 793,739 | 706,741 | 86,998 | 66,031 | 2003 |
| 平成13年度 | 853,729 | 121,773 | 988,943 | 806,138 | 182,805 | 73,353 | F. Y. 2001 |
| 14 | 824,529 | 88,631 | 918,670 | 776,032 | 142,638 | 68,286 | 2002 |
| 平成15年 1月～3月 | 198,867 | 17,907 | 223,124 | 192,350 | 30,774 | 68,286 | Q 1 2003 |
| 4月～6月 | 182,804 | 5,622 | 190,568 | 172,382 | 18,186 | 66,138 | Q 2 |
| 7月～9月 | 186,349 | 8,365 | 198,340 | 176,916 | 21,424 | 62,518 | Q 3 |
| 10月～12月 | 181,775 | 3,438 | 181,707 | 165,093 | 16,614 | 66,031 | Q 4 |
| 平成15年 1月 | 69,400 | 7,719 | 70,894 | 58,731 | 12,163 | 80,412 | Jan. 2003 |
| 2月 | 62,987 | 5,982 | 71,470 | 61,517 | 9,953 | 78,355 | Feb. |
| 3月 | 66,480 | 4,206 | 80,760 | 72,102 | 8,658 | 68,286 | Mar. |
| 4月 | 61,363 | 1,746 | 63,911 | 58,079 | 5,832 | 67,482 | Apr. |
| 5月 | 61,312 | 1,616 | 64,202 | 58,507 | 5,695 | 66,206 | May |
| 6月 | 60,129 | 2,260 | 62,455 | 55,796 | 6,659 | 66,138 | Jun. |
| 7月 | 61,939 | 3,424 | 66,961 | 58,927 | 8,034 | 64,543 | Jul. |
| 8月 | 61,862 | 2,410 | 61,948 | 55,383 | 6,565 | 66,870 | Aug. |
| 9月 | 62,548 | 2,531 | 69,431 | 62,606 | 6,825 | 62,518 | Sep. |
| 10月 | 62,782 | 1,555 | 64,457 | 58,311 | 6,146 | 62,402 | Oct. |
| 11月 | 57,685 | 804 | 57,932 | 52,844 | 5,088 | 62,962 | Nov. |
| 12月 | 61,308 | 1,079 | 59,318 | 53,938 | 5,380 | 66,031 | Dec. |

注: 短繊維計=ビスコース短繊維(スフ)+キュプラ短繊維(スフ)+アセテート短繊維(スフ)+合成繊維短繊維。

Note: The total of staple fibers = viscose rayon staple fibers + cuprammonium rayon staple fibers + acetate staple fibers + synthetic staple fibers.

化学繊維 Chemical fibers

| 年 月 | 1 再生・半合成繊維短繊維 (1)~(3) Regenerated and semi-synthetic staple fibers total | | | | | 単位：トン Unit：t | Year, Quarter and Month |
|-------------|---|-----------------------------|----------------------------|------------------------|---------------|-------------------------------|--|
| | 生産数量 Production Quantity | 受入数量 Receipt Quantity | 出荷数量 Shipments Quantity | | | 在庫数量 Inventory Quantity | |
| | | | 計 Total | 販売数量 Sales Quantity | その他 Others | | |
| 平成11年 | 157,830 | 1,448 | 158,852 | 140,058 | 18,794 | 16,060 | C. Y. 1999 2000 2001 2002 2003 |
| 12 | 156,061 | 1,076 | 160,633 | 142,078 | 18,555 | 12,561 | |
| 13 | 155,265 | 584 | 158,329 | 140,800 | 17,529 | 10,083 | |
| 14 | 133,319 | 588 | 135,479 | 116,949 | 18,530 | 8,506 | |
| 15 | 130,277 | 743 | 131,233 | 112,185 | 19,048 | 8,296 | |
| 平成13年度 | 146,925 | 716 | 151,551 | 134,099 | 17,452 | 10,609 | F. Y. 2001 2002 |
| 14 | 132,923 | 671 | 134,715 | 116,119 | 18,596 | 9,486 | |
| 平成15年 1月～3月 | 33,207 | 257 | 32,486 | 28,042 | 4,444 | 9,486 | Q 1 2003 |
| 4月～6月 | 31,157 | 207 | 32,179 | 27,602 | 4,577 | 8,667 | Q 2 |
| 7月～9月 | 32,843 | 149 | 34,360 | 29,712 | 4,648 | 7,304 | Q 3 |
| 10月～12月 | 33,070 | 130 | 32,208 | 26,829 | 5,379 | 8,296 | Q 4 |
| 平成15年 1月 | 11,772 | 66 | 10,272 | 8,758 | 1,514 | 10,073 | Jan. 2003 |
| 2月 | 10,249 | 69 | 10,392 | 9,036 | 1,356 | 9,997 | Feb. |
| 3月 | 11,186 | 122 | 11,822 | 10,248 | 1,574 | 9,486 | Mar. |
| 4月 | 9,889 | 72 | 10,615 | 8,981 | 1,634 | 8,830 | Apr. |
| 5月 | 10,930 | 65 | 10,973 | 9,555 | 1,418 | 8,851 | May |
| 6月 | 10,338 | 70 | 10,591 | 9,066 | 1,525 | 8,667 | Jun. |
| 7月 | 11,391 | 68 | 11,190 | 9,462 | 1,728 | 8,938 | Jul. |
| 8月 | 10,172 | 65 | 10,606 | 9,156 | 1,450 | 8,571 | Aug. |
| 9月 | 11,280 | 16 | 12,564 | 11,094 | 1,470 | 7,304 | Sep. |
| 10月 | 11,251 | 66 | 11,285 | 9,445 | 1,840 | 7,336 | Oct. |
| 11月 | 10,914 | 39 | 10,354 | 8,609 | 1,745 | 7,936 | Nov. |
| 12月 | 10,905 | 25 | 10,569 | 8,775 | 1,794 | 8,296 | Dec. |

| 年 月 | (1) ビスコース短繊維 (スフ) Viscose rayon staple fibers | | | | | 単位：トン Unit：t | Year, Quarter and Month |
|-------------|--|-----------------------------|----------------------------|------------------------|---------------|-------------------------------|--|
| | 生産数量 Production Quantity | 受入数量 Receipt Quantity | 出荷数量 Shipments Quantity | | | 在庫数量 Inventory Quantity | |
| | | | 計 Total | 販売数量 Sales Quantity | その他 Others | | |
| 平成11年 | 75,885 | - | 77,221 | 60,452 | 16,769 | 7,408 | C. Y. 1999 2000 2001 2002 2003 |
| 12 | 70,904 | - | 72,420 | 55,439 | 16,981 | 5,892 | |
| 13 | 65,291 | - | 66,374 | 49,761 | 16,613 | 4,810 | |
| 14 | 38,820 | - | 41,438 | 23,666 | 17,772 | 2,190 | |
| 15 | 38,803 | - | 38,462 | 20,405 | 18,057 | 2,534 | |
| 平成13年度 | 56,419 | - | 58,904 | 42,447 | 16,457 | 3,766 | F. Y. 2001 2002 |
| 14 | 38,855 | - | 39,754 | 22,050 | 17,704 | 2,867 | |
| 平成15年 1月～3月 | 9,863 | - | 9,188 | 5,077 | 4,111 | 2,867 | Q 1 2003 |
| 4月～6月 | 9,931 | - | 9,447 | 5,125 | 4,322 | 3,349 | Q 2 |
| 7月～9月 | 9,481 | - | 9,479 | 5,042 | 4,437 | 3,354 | Q 3 |
| 10月～12月 | 9,528 | - | 10,348 | 5,161 | 5,187 | 2,534 | Q 4 |
| 平成15年 1月 | 3,483 | - | 3,145 | 1,736 | 1,409 | 2,529 | Jan. 2003 |
| 2月 | 3,249 | - | 2,949 | 1,683 | 1,266 | 2,827 | Feb. |
| 3月 | 3,131 | - | 3,094 | 1,658 | 1,436 | 2,867 | Mar. |
| 4月 | 3,090 | - | 3,322 | 1,785 | 1,537 | 2,633 | Apr. |
| 5月 | 3,483 | - | 2,999 | 1,651 | 1,348 | 3,117 | May |
| 6月 | 3,358 | - | 3,126 | 1,689 | 1,437 | 3,349 | Jun. |
| 7月 | 3,234 | - | 3,446 | 1,815 | 1,631 | 3,138 | Jul. |
| 8月 | 2,971 | - | 2,878 | 1,526 | 1,352 | 3,233 | Aug. |
| 9月 | 3,276 | - | 3,155 | 1,701 | 1,454 | 3,354 | Sep. |
| 10月 | 3,074 | - | 3,537 | 1,796 | 1,741 | 2,891 | Oct. |
| 11月 | 3,382 | - | 3,408 | 1,716 | 1,692 | 2,866 | Nov. |
| 12月 | 3,072 | - | 3,403 | 1,649 | 1,754 | 2,534 | Dec. |

化学繊維 Chemical fibers

| 年 月 | (2) キュプラ短繊維 (スフ) Cuprammonium rayon staple fibers | | | | | 単位：トン Unit: t | Year, Quarter and Month |
|-------------|--|-----------------------------|----------------------------|------------------------|---------------|-------------------------------|--|
| | 生産数量 Production Quantity | 受入数量 Receipt Quantity | 出荷数量 Shipments Quantity | | | 在庫数量 Inventory Quantity | |
| | | | 計 Total | 販売数量 Sales Quantity | その他 Others | | |
| 平成11年 | 1,409 | 1,448 | 2,863 | 838 | 2,025 | 255 | C. Y. 1999 2000 2001 2002 2003 |
| 12 | 1,063 | 1,076 | 2,192 | 618 | 1,574 | 202 | |
| 13 | 562 | 584 | 1,183 | 267 | 916 | 165 | |
| 14 | 604 | 588 | 1,280 | 522 | 758 | 77 | |
| 15 | 773 | 743 | 1,491 | 500 | 991 | 102 | |
| 平成13年度 | 683 | 716 | 1,346 | 351 | 995 | 159 | F. Y. 2001 2002 |
| 14 | 679 | 671 | 1,458 | 566 | 892 | 51 | |
| 平成15年 1月～3月 | 236 | 257 | 519 | 186 | 333 | 51 | Q 1 2003 |
| 4月～6月 | 198 | 207 | 414 | 159 | 255 | 42 | Q 2 |
| 7月～9月 | 182 | 149 | 298 | 87 | 211 | 75 | Q 3 |
| 10月～12月 | 157 | 130 | 260 | 68 | 192 | 102 | Q 4 |
| 平成15年 1月 | 101 | 66 | 137 | 32 | 105 | 107 | Jan. 2003 |
| 2月 | 11 | 69 | 138 | 48 | 90 | 49 | Feb. |
| 3月 | 124 | 122 | 244 | 106 | 138 | 51 | Mar. |
| 4月 | 87 | 72 | 144 | 47 | 97 | 66 | Apr. |
| 5月 | 59 | 65 | 130 | 60 | 70 | 60 | May |
| 6月 | 52 | 70 | 140 | 52 | 88 | 42 | Jun. |
| 7月 | 103 | 68 | 136 | 39 | 97 | 77 | Jul. |
| 8月 | 41 | 65 | 130 | 32 | 98 | 53 | Aug. |
| 9月 | 38 | 16 | 32 | 16 | 16 | 75 | Sep. |
| 10月 | 58 | 66 | 132 | 33 | 99 | 67 | Oct. |
| 11月 | 46 | 39 | 78 | 25 | 53 | 74 | Nov. |
| 12月 | 53 | 25 | 50 | 10 | 40 | 102 | Dec. |

| 年 月 | (3) アセテート短繊維 (スフ) Acetate staple fibers | | | | | 単位：トン Unit: t | Year, Quarter and Month |
|-------------|--|-----------------------------|----------------------------|------------------------|---------------|-------------------------------|--|
| | 生産数量 Production Quantity | 受入数量 Receipt Quantity | 出荷数量 Shipments Quantity | | | 在庫数量 Inventory Quantity | |
| | | | 計 Total | 販売数量 Sales Quantity | その他 Others | | |
| 平成11年 | 80,536 | - | 78,768 | 78,768 | - | 8,397 | C. Y. 1999 2000 2001 2002 2003 |
| 12 | 84,094 | - | 86,021 | 86,021 | - | 6,467 | |
| 13 | 89,412 | - | 90,772 | 90,772 | - | 5,108 | |
| 14 | 93,895 | - | 92,761 | 92,761 | - | 6,239 | |
| 15 | 90,701 | - | 91,280 | 91,280 | - | 5,660 | |
| 平成13年度 | 89,823 | - | 91,301 | 91,301 | - | 6,684 | F. Y. 2001 2002 |
| 14 | 93,389 | - | 93,503 | 93,503 | - | 6,568 | |
| 平成15年 1月～3月 | 23,108 | - | 22,779 | 22,779 | - | 6,568 | Q 1 2003 |
| 4月～6月 | 21,028 | - | 22,318 | 22,318 | - | 5,276 | Q 2 |
| 7月～9月 | 23,180 | - | 24,583 | 24,583 | - | 3,875 | Q 3 |
| 10月～12月 | 23,385 | - | 21,600 | 21,600 | - | 5,660 | Q 4 |
| 平成15年 1月 | 8,188 | - | 6,990 | 6,990 | - | 7,437 | Jan. 2003 |
| 2月 | 6,989 | - | 7,305 | 7,305 | - | 7,121 | Feb. |
| 3月 | 7,931 | - | 8,484 | 8,484 | - | 6,568 | Mar. |
| 4月 | 6,712 | - | 7,149 | 7,149 | - | 6,131 | Apr. |
| 5月 | 7,388 | - | 7,844 | 7,844 | - | 5,674 | May |
| 6月 | 6,928 | - | 7,325 | 7,325 | - | 5,276 | Jun. |
| 7月 | 8,054 | - | 7,608 | 7,608 | - | 5,723 | Jul. |
| 8月 | 7,160 | - | 7,598 | 7,598 | - | 5,285 | Aug. |
| 9月 | 7,966 | - | 9,377 | 9,377 | - | 3,875 | Sep. |
| 10月 | 8,119 | - | 7,616 | 7,616 | - | 4,378 | Oct. |
| 11月 | 7,486 | - | 6,868 | 6,868 | - | 4,996 | Nov. |
| 12月 | 7,780 | - | 7,116 | 7,116 | - | 5,660 | Dec. |

化学繊維 Chemical fibers

| 年 月 | 2 合成繊維短繊維計 (1)~(6) Synthetic staple fibers total | | | | | 単位：トン Unit：t | Year, Quarter and Month |
|-------------|---|-----------------------------|----------------------------|------------------------|---------------|-------------------------------|--|
| | 生産数量 Production Quantity | 受入数量 Receipt Quantity | 出荷数量 Shipments Quantity | | | 在庫数量 Inventory Quantity | |
| | | | 計 Total | 販売数量 Sales Quantity | その他 Others | | |
| 平成11年 | 754,033 | 108,651 | 866,369 | 713,160 | 153,209 | 65,851 | C. Y. 1999 2000 2001 2002 2003 |
| 12 | 763,824 | 112,145 | 868,017 | 706,624 | 161,393 | 73,803 | |
| 13 | 727,422 | 121,398 | 847,261 | 678,666 | 168,595 | 75,367 | |
| 14 | 689,726 | 97,642 | 797,058 | 661,920 | 135,138 | 65,681 | |
| 15 | 619,518 | 34,589 | 662,506 | 594,556 | 67,950 | 57,735 | |
| 平成13年度 | 706,804 | 121,057 | 837,392 | 672,039 | 165,353 | 62,744 | F. Y. 2001 2002 |
| 14 | 691,606 | 87,960 | 783,955 | 659,913 | 124,042 | 58,800 | |
| 平成15年 1月~3月 | 165,660 | 17,650 | 190,638 | 164,308 | 26,330 | 58,800 | Q 1 2003 |
| 4月~6月 | 151,647 | 5,415 | 158,389 | 144,780 | 13,609 | 57,471 | Q 2 |
| 7月~9月 | 153,506 | 8,216 | 163,980 | 147,204 | 16,776 | 55,214 | Q 3 |
| 10月~12月 | 148,705 | 3,308 | 149,499 | 138,264 | 11,235 | 57,735 | Q 4 |
| 平成15年 1月 | 57,628 | 7,653 | 60,622 | 49,973 | 10,649 | 70,339 | Jan. 2003 |
| 2月 | 52,738 | 5,913 | 61,078 | 52,481 | 8,597 | 68,358 | Feb. |
| 3月 | 55,294 | 4,084 | 68,938 | 61,854 | 7,084 | 58,800 | Mar. |
| 4月 | 51,474 | 1,674 | 53,296 | 49,098 | 4,198 | 58,652 | Apr. |
| 5月 | 50,382 | 1,551 | 53,229 | 48,952 | 4,277 | 57,355 | May |
| 6月 | 49,791 | 2,190 | 51,864 | 46,730 | 5,134 | 57,471 | Jun. |
| 7月 | 50,548 | 3,356 | 55,771 | 49,465 | 6,306 | 55,605 | Jul. |
| 8月 | 51,690 | 2,345 | 51,342 | 46,227 | 5,115 | 58,299 | Aug. |
| 9月 | 51,268 | 2,515 | 56,867 | 51,512 | 5,355 | 55,214 | Sep. |
| 10月 | 51,531 | 1,489 | 53,172 | 48,866 | 4,306 | 55,066 | Oct. |
| 11月 | 46,771 | 765 | 47,578 | 44,235 | 3,343 | 55,026 | Nov. |
| 12月 | 50,403 | 1,054 | 48,749 | 45,163 | 3,586 | 57,735 | Dec. |

| 年 月 | (1) ナイロン短繊維 Nylon staple fibers | | | | | 単位：トン Unit：t | Year, Quarter and Month |
|-------------|------------------------------------|-----------------------------|----------------------------|------------------------|---------------|-------------------------------|--|
| | 生産数量 Production Quantity | 受入数量 Receipt Quantity | 出荷数量 Shipments Quantity | | | 在庫数量 Inventory Quantity | |
| | | | 計 Total | 販売数量 Sales Quantity | その他 Others | | |
| 平成11年 | 9,304 | 4,763 | 14,630 | 8,906 | 5,724 | 1,506 | C. Y. 1999 2000 2001 2002 2003 |
| 12 | 10,223 | 6,518 | 16,211 | 8,693 | 7,518 | 2,036 | |
| 13 | 8,073 | 5,559 | 13,913 | 7,448 | 6,465 | 1,755 | |
| 14 | 6,430 | 3,249 | 10,016 | 5,825 | 4,191 | 1,418 | |
| 15 | 6,130 | 3,147 | 9,432 | 5,382 | 4,050 | 1,263 | |
| 平成13年度 | 6,917 | 4,340 | 11,733 | 6,435 | 5,298 | 1,233 | F. Y. 2001 2002 |
| 14 | 6,876 | 3,516 | 10,168 | 5,834 | 4,334 | 1,457 | |
| 平成15年 1月~3月 | 1,629 | 796 | 2,386 | 1,408 | 978 | 1,457 | Q 1 2003 |
| 4月~6月 | 1,563 | 873 | 2,504 | 1,457 | 1,047 | 1,389 | Q 2 |
| 7月~9月 | 1,508 | 736 | 2,301 | 1,286 | 1,015 | 1,332 | Q 3 |
| 10月~12月 | 1,430 | 742 | 2,241 | 1,231 | 1,010 | 1,263 | Q 4 |
| 平成15年 1月 | 477 | 188 | 619 | 394 | 225 | 1,464 | Jan. 2003 |
| 2月 | 505 | 288 | 773 | 436 | 337 | 1,484 | Feb. |
| 3月 | 647 | 320 | 994 | 578 | 416 | 1,457 | Mar. |
| 4月 | 512 | 295 | 778 | 444 | 334 | 1,486 | Apr. |
| 5月 | 519 | 328 | 907 | 502 | 405 | 1,426 | May |
| 6月 | 532 | 250 | 819 | 511 | 308 | 1,389 | Jun. |
| 7月 | 589 | 367 | 914 | 481 | 433 | 1,431 | Jul. |
| 8月 | 434 | 205 | 632 | 356 | 276 | 1,438 | Aug. |
| 9月 | 485 | 164 | 755 | 449 | 306 | 1,332 | Sep. |
| 10月 | 506 | 268 | 749 | 380 | 369 | 1,357 | Oct. |
| 11月 | 524 | 308 | 863 | 472 | 391 | 1,326 | Nov. |
| 12月 | 400 | 166 | 629 | 379 | 250 | 1,263 | Dec. |

化学繊維 Chemical fibers

| 年 月 | (2) ビニロン短繊維 Vinylon staple fibers | | | | | 単位：トン Unit：t | Year, Quarter and Month |
|-------------|--------------------------------------|-----------------------------|----------------------------|------------------------|---------------|-------------------------------|--|
| | 生産数量 Production Quantity | 受入数量 Receipt Quantity | 出荷数量 Shipments Quantity | | | 在庫数量 Inventory Quantity | |
| | | | 計 Total | 販売数量 Sales Quantity | その他 Others | | |
| 平成11年 | 36,754 | 3,240 | 37,004 | 29,567 | 7,437 | 8,007 | C. Y. 1999 2000 2001 2002 2003 |
| 12 | 36,234 | 3,296 | 37,440 | 29,622 | 7,818 | 10,097 | |
| 13 | 33,154 | 2,825 | 34,162 | 27,088 | 7,074 | 11,914 | |
| 14 | 32,523 | 2,400 | 36,871 | 30,434 | 6,437 | 9,966 | |
| 15 | 31,888 | 1,055 | 33,706 | 26,419 | 7,287 | 9,203 | |
| 平成13年度 | 32,301 | 2,840 | 34,744 | 27,812 | 6,932 | 10,669 | F. Y. 2001 2002 |
| 14 | 32,821 | 1,884 | 36,226 | 29,802 | 6,424 | 9,148 | |
| 平成15年 1月～3月 | 8,898 | 212 | 9,928 | 8,099 | 1,829 | 9,148 | Q 1 2003 |
| 4月～6月 | 7,685 | 298 | 7,538 | 5,828 | 1,710 | 9,593 | Q 2 |
| 7月～9月 | 8,562 | 283 | 8,861 | 6,923 | 1,938 | 9,577 | Q 3 |
| 10月～12月 | 6,743 | 262 | 7,379 | 5,569 | 1,810 | 9,203 | Q 4 |
| 平成15年 1月 | 2,821 | 62 | 2,523 | 2,029 | 494 | 10,326 | Jan. 2003 |
| 2月 | 3,052 | 67 | 3,120 | 2,585 | 535 | 10,325 | Feb. |
| 3月 | 3,025 | 83 | 4,285 | 3,485 | 800 | 9,148 | Mar. |
| 4月 | 2,487 | 100 | 2,224 | 1,699 | 525 | 9,511 | Apr. |
| 5月 | 2,319 | 95 | 2,743 | 2,169 | 574 | 9,182 | May |
| 6月 | 2,879 | 103 | 2,571 | 1,960 | 611 | 9,593 | Jun. |
| 7月 | 3,034 | 103 | 2,587 | 1,920 | 667 | 10,143 | Jul. |
| 8月 | 2,815 | 85 | 2,595 | 1,979 | 616 | 10,448 | Aug. |
| 9月 | 2,713 | 95 | 3,679 | 3,024 | 655 | 9,577 | Sep. |
| 10月 | 1,608 | 116 | 2,380 | 1,775 | 605 | 8,921 | Oct. |
| 11月 | 2,118 | 84 | 2,119 | 1,549 | 570 | 9,004 | Nov. |
| 12月 | 3,017 | 62 | 2,880 | 2,245 | 635 | 9,203 | Dec. |

| 年 月 | (3) アクリル短繊維 Acrylic staple fibers | | | | | 単位：トン Unit：t | Year, Quarter and Month |
|-------------|--------------------------------------|-----------------------------|----------------------------|------------------------|---------------|-------------------------------|--|
| | 生産数量 Production Quantity | 受入数量 Receipt Quantity | 出荷数量 Shipments Quantity | | | 在庫数量 Inventory Quantity | |
| | | | 計 Total | 販売数量 Sales Quantity | その他 Others | | |
| 平成11年 | 371,674 | 86,251 | 463,339 | 370,586 | 92,753 | 18,271 | C. Y. 1999 2000 2001 2002 2003 |
| 12 | 377,246 | 81,871 | 456,786 | 369,079 | 87,707 | 20,603 | |
| 13 | 364,715 | 75,628 | 440,568 | 360,034 | 80,534 | 20,378 | |
| 14 | 357,949 | 71,271 | 427,739 | 352,904 | 74,835 | 21,860 | |
| 15 | 298,391 | 17,739 | 321,497 | 299,394 | 22,103 | 16,490 | |
| 平成13年度 | 359,808 | 74,897 | 438,429 | 358,997 | 79,432 | 17,106 | F. Y. 2001 2002 |
| 14 | 354,807 | 65,679 | 420,283 | 350,807 | 69,476 | 17,309 | |
| 平成15年 1月～3月 | 80,397 | 12,665 | 97,612 | 83,872 | 13,740 | 17,309 | Q 1 2003 |
| 4月～6月 | 73,964 | 1,721 | 78,456 | 75,643 | 2,813 | 14,537 | Q 2 |
| 7月～9月 | 73,304 | 2,062 | 77,253 | 73,989 | 3,264 | 12,650 | Q 3 |
| 10月～12月 | 70,726 | 1,291 | 68,176 | 65,890 | 2,286 | 16,490 | Q 4 |
| 平成15年 1月 | 28,148 | 6,191 | 32,505 | 25,974 | 6,531 | 23,693 | Jan. 2003 |
| 2月 | 24,959 | 4,035 | 31,184 | 26,805 | 4,379 | 21,503 | Feb. |
| 3月 | 27,290 | 2,439 | 33,923 | 31,093 | 2,830 | 17,309 | Mar. |
| 4月 | 25,089 | 729 | 26,479 | 25,426 | 1,053 | 16,648 | Apr. |
| 5月 | 25,112 | 360 | 26,729 | 26,013 | 716 | 15,390 | May |
| 6月 | 23,763 | 632 | 25,248 | 24,204 | 1,044 | 14,537 | Jun. |
| 7月 | 24,087 | 724 | 26,657 | 25,487 | 1,170 | 12,691 | Jul. |
| 8月 | 25,182 | 419 | 24,496 | 23,721 | 775 | 13,796 | Aug. |
| 9月 | 24,035 | 919 | 26,100 | 24,781 | 1,319 | 12,650 | Sep. |
| 10月 | 25,336 | 613 | 23,784 | 22,786 | 998 | 14,815 | Oct. |
| 11月 | 22,980 | 142 | 22,095 | 21,634 | 461 | 15,840 | Nov. |
| 12月 | 22,410 | 536 | 22,297 | 21,470 | 827 | 16,490 | Dec. |

化学繊維 Chemical fibers

| 年 月 | (4) ポリエステル短繊維 Polyester staple fibers | | | | | 単位：トン Unit: t | Year, Quarter and Month |
|-------------|--|-----------------------------|----------------------------|------------------------|---------------|-------------------------------|--|
| | 生産数量 Production Quantity | 受入数量 Receipt Quantity | 出荷数量 Shipments Quantity | | | 在庫数量 Inventory Quantity | |
| | | | 計 Total | 販売数量 Sales Quantity | その他 Others | | |
| 平成11年 | 278,396 | 14,397 | 294,082 | 249,011 | 45,071 | 31,596 | C. Y. 1999 2000 2001 2002 2003 |
| 12 | 282,039 | 20,460 | 298,399 | 242,238 | 56,161 | 35,695 | |
| 13 | 263,614 | 36,738 | 299,908 | 228,334 | 71,574 | 36,145 | |
| 14 | 240,685 | 20,722 | 269,896 | 222,293 | 47,603 | 27,662 | |
| 15 | 232,930 | 12,648 | 247,649 | 214,704 | 32,945 | 26,047 | |
| 平成13年度 | 252,246 | 38,924 | 295,807 | 224,531 | 71,276 | 29,122 | F. Y. 2001 2002 |
| 14 | 245,140 | 16,881 | 265,239 | 223,271 | 41,968 | 26,352 | |
| 平成15年 1月～3月 | 62,389 | 3,977 | 68,124 | 58,742 | 9,382 | 26,352 | Q 1 2003 |
| 4月～6月 | 55,936 | 2,523 | 57,283 | 49,658 | 7,625 | 27,527 | Q 2 |
| 7月～9月 | 58,435 | 5,135 | 63,889 | 53,659 | 10,230 | 27,209 | Q 3 |
| 10月～12月 | 56,170 | 1,013 | 58,353 | 52,645 | 5,708 | 26,047 | Q 4 |
| 平成15年 1月 | 22,426 | 1,212 | 21,009 | 17,746 | 3,263 | 30,291 | Jan. 2003 |
| 2月 | 19,981 | 1,523 | 21,783 | 18,606 | 3,177 | 30,458 | Feb. |
| 3月 | 19,982 | 1,242 | 25,332 | 22,390 | 2,942 | 26,352 | Mar. |
| 4月 | 18,964 | 550 | 19,395 | 17,257 | 2,138 | 26,471 | Apr. |
| 5月 | 18,449 | 768 | 18,954 | 16,508 | 2,446 | 26,734 | May |
| 6月 | 18,523 | 1,205 | 18,934 | 15,893 | 3,041 | 27,527 | Jun. |
| 7月 | 18,664 | 2,162 | 21,489 | 17,561 | 3,928 | 26,865 | Jul. |
| 8月 | 19,926 | 1,636 | 20,164 | 16,822 | 3,342 | 28,264 | Aug. |
| 9月 | 19,845 | 1,337 | 22,236 | 19,276 | 2,960 | 27,209 | Sep. |
| 10月 | 19,560 | 492 | 21,569 | 19,384 | 2,185 | 25,696 | Oct. |
| 11月 | 16,773 | 231 | 18,223 | 16,437 | 1,786 | 24,481 | Nov. |
| 12月 | 19,837 | 290 | 18,561 | 16,824 | 1,737 | 26,047 | Dec. |

| 年 月 | (5) ポリプロピレン短繊維 Polypropylene staple fibers | | | | | 単位：トン Unit: t | Year, Quarter and Month |
|-------------|---|-----------------------------|----------------------------|------------------------|---------------|-------------------------------|--|
| | 生産数量 Production Quantity | 受入数量 Receipt Quantity | 出荷数量 Shipments Quantity | | | 在庫数量 Inventory Quantity | |
| | | | 計 Total | 販売数量 Sales Quantity | その他 Others | | |
| 平成11年 | 55,012 | - | 54,475 | 52,967 | 1,508 | 6,162 | C. Y. 1999 2000 2001 2002 2003 |
| 12 | 54,972 | - | 56,015 | 54,550 | 1,465 | 5,119 | |
| 13 | 54,630 | 648 | 55,519 | 53,503 | 2,016 | 4,877 | |
| 14 | 49,091 | - | 49,345 | 48,089 | 1,256 | 4,620 | |
| 15 | 46,989 | - | 47,062 | 46,268 | 794 | 4,547 | |
| 平成13年度 | 52,363 | 56 | 53,391 | 52,002 | 1,389 | 4,398 | F. Y. 2001 2002 |
| 14 | 48,897 | - | 48,908 | 47,753 | 1,155 | 4,384 | |
| 平成15年 1月～3月 | 11,519 | - | 11,755 | 11,512 | 243 | 4,384 | Q 1 2003 |
| 4月～6月 | 11,693 | - | 11,789 | 11,602 | 187 | 4,288 | Q 2 |
| 7月～9月 | 10,917 | - | 10,901 | 10,739 | 162 | 4,304 | Q 3 |
| 10月～12月 | 12,860 | - | 12,617 | 12,415 | 202 | 4,547 | Q 4 |
| 平成15年 1月 | 3,478 | - | 3,682 | 3,609 | 73 | 4,416 | Jan. 2003 |
| 2月 | 3,984 | - | 3,934 | 3,860 | 74 | 4,466 | Feb. |
| 3月 | 4,057 | - | 4,139 | 4,043 | 96 | 4,384 | Mar. |
| 4月 | 4,176 | - | 4,159 | 4,083 | 76 | 4,401 | Apr. |
| 5月 | 3,693 | - | 3,610 | 3,551 | 59 | 4,484 | May |
| 6月 | 3,824 | - | 4,020 | 3,968 | 52 | 4,288 | Jun. |
| 7月 | 3,900 | - | 3,837 | 3,788 | 49 | 4,351 | Jul. |
| 8月 | 3,038 | - | 3,220 | 3,165 | 55 | 4,169 | Aug. |
| 9月 | 3,979 | - | 3,844 | 3,786 | 58 | 4,304 | Sep. |
| 10月 | 4,297 | - | 4,462 | 4,383 | 79 | 4,139 | Oct. |
| 11月 | 4,115 | - | 4,026 | 3,966 | 60 | 4,228 | Nov. |
| 12月 | 4,448 | - | 4,129 | 4,066 | 63 | 4,547 | Dec. |

化学繊維 Chemical fibers

| 年 月 | (6) その他の合成繊維短繊維 Other synthetic staple fibers | | | | | 単位：トン Unit：t | Year, Quarter and Month |
|-------------|--|-----------------------------|----------------------------|------------------------|---------------|-------------------------------|-------------------------------|
| | 生産数量 Production Quantity | 受入数量 Receipt Quantity | 出荷数量 Shipments Quantity | | | 在庫数量 Inventory Quantity | |
| | | | 計 Total | 販売数量 Sales Quantity | その他 Others | | |
| 平成11年 | 2,893 | - | 2,839 | 2,123 | 716 | 309 | C. Y. 1999 |
| 12 | 3,110 | - | 3,166 | 2,442 | 724 | 253 | 2000 |
| 13 | 3,236 | - | 3,191 | 2,259 | 932 | 298 | 2001 |
| 14 | 3,048 | - | 3,191 | 2,375 | 816 | 155 | 2002 |
| 15 | 3,190 | - | 3,160 | 2,389 | 771 | 185 | 2003 |
| 平成13年度 | 3,169 | - | 3,288 | 2,262 | 1,026 | 216 | F. Y. 2001 |
| 14 | 3,065 | - | 3,131 | 2,446 | 685 | 150 | 2002 |
| 平成15年 1月～3月 | 828 | - | 833 | 675 | 158 | 150 | Q 1 2003 |
| 4月～6月 | 806 | - | 819 | 592 | 227 | 137 | Q 2 |
| 7月～9月 | 780 | - | 775 | 608 | 167 | 142 | Q 3 |
| 10月～12月 | 776 | - | 733 | 514 | 219 | 185 | Q 4 |
| 平成15年 1月 | 278 | - | 284 | 221 | 63 | 149 | J a n . 2003 |
| 2月 | 257 | - | 284 | 189 | 95 | 122 | F e b . |
| 3月 | 293 | - | 265 | 265 | - | 150 | M a r . |
| 4月 | 246 | - | 261 | 189 | 72 | 135 | A p r . |
| 5月 | 290 | - | 286 | 209 | 77 | 139 | M a y |
| 6月 | 270 | - | 272 | 194 | 78 | 137 | J u n . |
| 7月 | 274 | - | 287 | 228 | 59 | 124 | J u l . |
| 8月 | 295 | - | 235 | 184 | 51 | 184 | A u g . |
| 9月 | 211 | - | 253 | 196 | 57 | 142 | S e p . |
| 10月 | 224 | - | 228 | 158 | 70 | 138 | O c t . |
| 11月 | 261 | - | 252 | 177 | 75 | 147 | N o v . |
| 12月 | 291 | - | 253 | 179 | 74 | 185 | D e c . |

| 年 月 | 2) 化学繊維長繊維計 1～2 Chemical filament fibers total | | | | | 単位：トン Unit：t | Year, Quarter and Month |
|-------------|---|-----------------------------|----------------------------|------------------------|---------------|-------------------------------|-------------------------------|
| | 生産数量 Production Quantity | 受入数量 Receipt Quantity | 出荷数量 Shipments Quantity | | | 在庫数量 Inventory Quantity | |
| | | | 計 Total | 販売数量 Sales Quantity | その他 Others | | |
| 平成11年 | 722,464 | 190,638 | 917,789 | 484,527 | 433,262 | 67,313 | C. Y. 1999 |
| 12 | 723,062 | 189,883 | 907,231 | 473,695 | 433,536 | 73,733 | 2000 |
| 13 | 681,483 | 177,282 | 858,722 | 434,551 | 424,171 | 73,775 | 2001 |
| 14 | 592,658 | 129,731 | 732,443 | 375,460 | 356,983 | 62,138 | 2002 |
| 15 | 566,288 | 118,313 | 688,228 | 351,962 | 336,266 | 59,385 | 2003 |
| 平成13年度 | 666,686 | 170,687 | 835,961 | 424,469 | 411,492 | 69,834 | F. Y. 2001 |
| 14 | 575,997 | 116,574 | 703,159 | 358,932 | 344,227 | 60,113 | 2002 |
| 平成15年 1月～3月 | 140,451 | 25,243 | 168,591 | 87,449 | 81,142 | 60,113 | Q 1 2003 |
| 4月～6月 | 143,557 | 30,160 | 171,986 | 86,973 | 85,013 | 61,848 | Q 2 |
| 7月～9月 | 138,843 | 29,920 | 170,954 | 88,568 | 82,386 | 59,657 | Q 3 |
| 10月～12月 | 143,437 | 32,990 | 176,697 | 88,972 | 87,725 | 59,385 | Q 4 |
| 平成15年 1月 | 48,581 | 9,721 | 56,831 | 28,344 | 28,487 | 63,609 | J a n . 2003 |
| 2月 | 44,573 | 7,447 | 52,974 | 27,210 | 25,764 | 63,525 | F e b . |
| 3月 | 47,297 | 8,075 | 58,786 | 31,895 | 26,891 | 60,113 | M a r . |
| 4月 | 48,850 | 10,979 | 59,158 | 29,641 | 29,517 | 60,786 | A p r . |
| 5月 | 47,656 | 9,197 | 56,611 | 29,059 | 27,552 | 61,028 | M a y |
| 6月 | 47,051 | 9,984 | 56,217 | 28,273 | 27,944 | 61,848 | J u n . |
| 7月 | 48,172 | 9,559 | 57,607 | 30,040 | 27,567 | 61,971 | J u l . |
| 8月 | 44,788 | 9,996 | 53,489 | 27,035 | 26,454 | 63,266 | A u g . |
| 9月 | 45,883 | 10,365 | 59,858 | 31,493 | 28,365 | 59,657 | S e p . |
| 10月 | 48,645 | 11,355 | 60,923 | 30,933 | 29,990 | 58,733 | O c t . |
| 11月 | 47,102 | 10,002 | 56,694 | 28,637 | 28,057 | 59,143 | N o v . |
| 12月 | 47,690 | 11,633 | 59,080 | 29,402 | 29,678 | 59,385 | D e c . |

注：長繊維計 = キュブラ長繊維（人絹糸） + アセテート長繊維（人絹糸） + 合成繊維長繊維。

Note : The total of filament fibers = cupra mmonium rayon filament fibers + acetate filament fibers + synthetic filament fibers.

化学繊維 Chemical fibers

| 年 月 | 1 再生・半合成繊維長繊維 (1)~(2) Regenerated and semi-synthetic filament fibers total | | | | | 単位：トン Unit : t | Year, Quarter and Month |
|--------------|---|-----------------------------|----------------------------|------------------------|---------------|-------------------------------|--|
| | 生産数量 Production Quantity | 受入数量 Receipt Quantity | 出荷数量 Shipments Quantity | | | 在庫数量 Inventory Quantity | |
| | | | 計 Total | 販売数量 Sales Quantity | その他 Others | | |
| 平成11年 | 58,184 | 26,604 | 85,171 | 51,072 | 34,099 | 6,161 | C. Y. 1999 2000 2001 2002 2003 |
| 12 | 54,242 | 22,345 | 74,762 | 46,192 | 28,570 | 7,986 | |
| 13 | 41,162 | 19,466 | 62,205 | 37,831 | 24,374 | 6,409 | |
| 14 | 28,791 | 13,432 | 43,913 | 26,844 | 17,069 | 3,139 | |
| 15 | 28,654 | 14,084 | 43,286 | 25,046 | 18,240 | 2,591 | |
| 平成13年度 | 38,259 | 17,722 | 55,550 | 33,528 | 22,022 | 5,128 | F. Y. 2001 2002 |
| 14 | 27,323 | 13,650 | 43,349 | 26,139 | 17,210 | 2,752 | |
| 平成15年 1月~ 3月 | 6,899 | 3,578 | 10,864 | 6,457 | 4,407 | 2,752 | Q 1 2003 |
| 4月~ 6月 | 7,613 | 3,415 | 10,553 | 6,035 | 4,518 | 3,227 | Q 2 |
| 7月~ 9月 | 6,686 | 3,303 | 10,271 | 5,942 | 4,329 | 2,945 | Q 3 |
| 10月~12月 | 7,456 | 3,788 | 11,598 | 6,612 | 4,986 | 2,591 | Q 4 |
| 平成15年 1月 | 2,382 | 1,171 | 3,618 | 2,174 | 1,444 | 3,074 | Jan. 2003 |
| 2月 | 2,226 | 1,099 | 3,403 | 2,022 | 1,381 | 2,996 | Feb. |
| 3月 | 2,291 | 1,308 | 3,843 | 2,261 | 1,582 | 2,752 | Mar. |
| 4月 | 2,569 | 1,075 | 3,397 | 1,954 | 1,443 | 2,999 | Apr. |
| 5月 | 2,628 | 1,113 | 3,466 | 1,919 | 1,547 | 3,274 | May |
| 6月 | 2,416 | 1,227 | 3,690 | 2,162 | 1,528 | 3,227 | Jun. |
| 7月 | 2,540 | 1,131 | 3,555 | 2,012 | 1,543 | 3,343 | Jul. |
| 8月 | 1,847 | 1,078 | 3,222 | 1,839 | 1,383 | 3,046 | Aug. |
| 9月 | 2,299 | 1,094 | 3,494 | 2,091 | 1,403 | 2,945 | Sep. |
| 10月 | 2,521 | 1,337 | 3,996 | 2,332 | 1,664 | 2,807 | Oct. |
| 11月 | 2,414 | 1,190 | 3,787 | 2,082 | 1,705 | 2,624 | Nov. |
| 12月 | 2,521 | 1,261 | 3,815 | 2,198 | 1,617 | 2,591 | Dec. |

| 年 月 | (1) キュプラ長繊維 (人絹糸) Cuprammonium rayon filament fibers | | | | | 単位：トン Unit : t | Year, Quarter and Month |
|--------------|---|-----------------------------|----------------------------|------------------------|---------------|-------------------------------|--|
| | 生産数量 Production Quantity | 受入数量 Receipt Quantity | 出荷数量 Shipments Quantity | | | 在庫数量 Inventory Quantity | |
| | | | 計 Total | 販売数量 Sales Quantity | その他 Others | | |
| 平成11年 | 16,042 | 16,336 | 32,752 | 12,413 | 20,339 | 1,623 | C. Y. 1999 2000 2001 2002 2003 |
| 12 | 14,604 | 13,993 | 28,030 | 10,920 | 17,110 | 2,190 | |
| 13 | 13,383 | 13,698 | 27,462 | 10,209 | 17,253 | 1,809 | |
| 14 | 13,166 | 13,432 | 26,916 | 9,891 | 17,025 | 1,491 | |
| 15 | 13,987 | 14,084 | 28,242 | 10,002 | 18,240 | 1,320 | |
| 平成13年度 | 13,709 | 13,554 | 27,156 | 9,971 | 17,185 | 1,748 | F. Y. 2001 2002 |
| 14 | 13,283 | 13,650 | 27,342 | 10,132 | 17,210 | 1,339 | |
| 平成15年 1月~ 3月 | 3,459 | 3,578 | 7,189 | 2,782 | 4,407 | 1,339 | Q 1 2003 |
| 4月~ 6月 | 3,639 | 3,415 | 6,838 | 2,320 | 4,518 | 1,555 | Q 2 |
| 7月~ 9月 | 3,336 | 3,303 | 6,601 | 2,272 | 4,329 | 1,593 | Q 3 |
| 10月~12月 | 3,553 | 3,788 | 7,614 | 2,628 | 4,986 | 1,320 | Q 4 |
| 平成15年 1月 | 1,221 | 1,171 | 2,328 | 884 | 1,444 | 1,555 | Jan. 2003 |
| 2月 | 1,075 | 1,099 | 2,232 | 851 | 1,381 | 1,497 | Feb. |
| 3月 | 1,163 | 1,308 | 2,629 | 1,047 | 1,582 | 1,339 | Mar. |
| 4月 | 1,212 | 1,075 | 2,183 | 740 | 1,443 | 1,443 | Apr. |
| 5月 | 1,252 | 1,113 | 2,234 | 687 | 1,547 | 1,574 | May |
| 6月 | 1,175 | 1,227 | 2,421 | 893 | 1,528 | 1,555 | Jun. |
| 7月 | 1,202 | 1,131 | 2,273 | 730 | 1,543 | 1,615 | Jul. |
| 8月 | 1,145 | 1,078 | 2,123 | 740 | 1,383 | 1,715 | Aug. |
| 9月 | 989 | 1,094 | 2,205 | 802 | 1,403 | 1,593 | Sep. |
| 10月 | 1,171 | 1,337 | 2,688 | 1,024 | 1,664 | 1,413 | Oct. |
| 11月 | 1,154 | 1,190 | 2,399 | 694 | 1,705 | 1,358 | Nov. |
| 12月 | 1,228 | 1,261 | 2,527 | 910 | 1,617 | 1,320 | Dec. |

注：再生・半合成繊維長繊維には、平成13年まで「ビスコース長繊維」が含まれる。

Note : In the Regenerated and semi-synthetic filament fibers total, "Viscose rayon filament fibers" is included by 2001.

化学繊維 Chemical fibers

| 年 月 | (2) アセテート長繊維 (人絹糸) Acetate filament fibers | | | | | 単位：トン Unit: t | Year, Quarter and Month |
|-------------|---|-----------------------------|----------------------------|------------------------|---------------|-------------------------------|--|
| | 生産数量 Production Quantity | 受入数量 Receipt Quantity | 出荷数量 Shipments Quantity | | | 在庫数量 Inventory Quantity | |
| | | | 計 Total | 販売数量 Sales Quantity | その他 Others | | |
| 平成11年 | 24,204 | - | 24,502 | 21,747 | 2,755 | 1,566 | C. Y. 1999 2000 2001 2002 2003 |
| 12 | 24,797 | - | 24,014 | 21,266 | 2,748 | 2,349 | |
| 13 | 22,603 | - | 21,932 | 20,663 | 1,269 | 3,020 | |
| 14 | 15,625 | - | 16,997 | 16,953 | 44 | 1,648 | |
| 15 | 14,667 | - | 15,044 | 15,044 | - | 1,271 | |
| 平成13年度 | 21,664 | - | 20,676 | 20,060 | 616 | 3,380 | F. Y. 2001 2002 |
| 14 | 14,040 | - | 16,007 | 16,007 | - | 1,413 | |
| 平成15年 1月～3月 | 3,440 | - | 3,675 | 3,675 | - | 1,413 | Q 1 2003 |
| 4月～6月 | 3,974 | - | 3,715 | 3,715 | - | 1,672 | Q 2 |
| 7月～9月 | 3,350 | - | 3,670 | 3,670 | - | 1,352 | Q 3 |
| 10月～12月 | 3,903 | - | 3,984 | 3,984 | - | 1,271 | Q 4 |
| 平成15年 1月 | 1,161 | - | 1,290 | 1,290 | - | 1,519 | Jan. 2003 |
| 2月 | 1,151 | - | 1,171 | 1,171 | - | 1,499 | Feb. |
| 3月 | 1,128 | - | 1,214 | 1,214 | - | 1,413 | Mar. |
| 4月 | 1,357 | - | 1,214 | 1,214 | - | 1,556 | Apr. |
| 5月 | 1,376 | - | 1,232 | 1,232 | - | 1,700 | May |
| 6月 | 1,241 | - | 1,269 | 1,269 | - | 1,672 | Jun. |
| 7月 | 1,338 | - | 1,282 | 1,282 | - | 1,728 | Jul. |
| 8月 | 702 | - | 1,099 | 1,099 | - | 1,331 | Aug. |
| 9月 | 1,310 | - | 1,289 | 1,289 | - | 1,352 | Sep. |
| 10月 | 1,350 | - | 1,308 | 1,308 | - | 1,394 | Oct. |
| 11月 | 1,260 | - | 1,388 | 1,388 | - | 1,266 | Nov. |
| 12月 | 1,293 | - | 1,288 | 1,288 | - | 1,271 | Dec. |

| 年 月 | 2 合成繊維長繊維計 (1)～(5) Synthetic filament fibers total | | | | | 単位：トン Unit: t | Year, Quarter and Month |
|-------------|---|-----------------------------|----------------------------|------------------------|---------------|-------------------------------|--|
| | 生産数量 Production Quantity | 受入数量 Receipt Quantity | 出荷数量 Shipments Quantity | | | 在庫数量 Inventory Quantity | |
| | | | 計 Total | 販売数量 Sales Quantity | その他 Others | | |
| 平成11年 | 664,280 | 164,034 | 832,618 | 433,455 | 399,163 | 61,152 | C. Y. 1999 2000 2001 2002 2003 |
| 12 | 668,820 | 167,538 | 832,469 | 427,503 | 404,966 | 65,747 | |
| 13 | 640,321 | 157,816 | 796,517 | 396,720 | 399,797 | 67,366 | |
| 14 | 563,867 | 116,299 | 688,530 | 348,616 | 339,914 | 58,999 | |
| 15 | 537,634 | 104,229 | 644,942 | 326,916 | 318,026 | 56,794 | |
| 平成13年度 | 628,427 | 152,965 | 780,411 | 390,941 | 389,470 | 64,706 | F. Y. 2001 2002 |
| 14 | 548,674 | 102,924 | 659,810 | 332,793 | 327,017 | 57,361 | |
| 平成15年 1月～3月 | 133,552 | 21,665 | 157,727 | 80,992 | 76,735 | 57,361 | Q 1 2003 |
| 4月～6月 | 135,944 | 26,745 | 161,433 | 80,938 | 80,495 | 58,621 | Q 2 |
| 7月～9月 | 132,157 | 26,617 | 160,683 | 82,626 | 78,057 | 56,712 | Q 3 |
| 10月～12月 | 135,981 | 29,202 | 165,099 | 82,360 | 82,739 | 56,794 | Q 4 |
| 平成15年 1月 | 46,199 | 8,550 | 53,213 | 26,170 | 27,043 | 60,535 | Jan. 2003 |
| 2月 | 42,347 | 6,348 | 49,571 | 25,188 | 24,383 | 60,529 | Feb. |
| 3月 | 45,006 | 6,767 | 54,943 | 29,634 | 25,309 | 57,361 | Mar. |
| 4月 | 46,281 | 9,904 | 55,761 | 27,687 | 28,074 | 57,787 | Apr. |
| 5月 | 45,028 | 8,084 | 53,145 | 27,140 | 26,005 | 57,754 | May |
| 6月 | 44,635 | 8,757 | 52,527 | 26,111 | 26,416 | 58,621 | Jun. |
| 7月 | 45,632 | 8,428 | 54,052 | 28,028 | 26,024 | 58,628 | Jul. |
| 8月 | 42,941 | 8,918 | 50,267 | 25,196 | 25,071 | 60,220 | Aug. |
| 9月 | 43,584 | 9,271 | 56,364 | 29,402 | 26,962 | 56,712 | Sep. |
| 10月 | 46,124 | 10,018 | 56,927 | 28,601 | 28,326 | 55,926 | Oct. |
| 11月 | 44,688 | 8,812 | 52,907 | 26,555 | 26,352 | 56,519 | Nov. |
| 12月 | 45,169 | 10,372 | 55,265 | 27,204 | 28,061 | 56,794 | Dec. |

化学繊維 Chemical fibers

| 年 月 | (1) ナイロン長繊維 Nylon filament fibers | | | | | 単位：トン Unit: t | Year, Quarter and Month |
|-------------|--------------------------------------|-----------------------------|----------------------------|------------------------|---------------|-------------------------------|--|
| | 生産数量 Production Quantity | 受入数量 Receipt Quantity | 出荷数量 Shipments Quantity | | | 在庫数量 Inventory Quantity | |
| | | | 計 Total | 販売数量 Sales Quantity | その他 Others | | |
| 平成11年 | 174,313 | 76,111 | 251,108 | 139,791 | 111,317 | 19,706 | C. Y. 1999 2000 2001 2002 2003 |
| 12 | 175,928 | 82,809 | 257,314 | 138,197 | 119,117 | 21,830 | |
| 13 | 162,488 | 80,289 | 241,741 | 127,244 | 114,497 | 22,868 | |
| 14 | 125,935 | 41,524 | 172,861 | 98,498 | 74,363 | 17,466 | |
| 15 | 120,757 | 43,573 | 164,973 | 91,591 | 73,382 | 16,823 | |
| 平成13年度 | 157,366 | 76,013 | 234,264 | 124,983 | 109,281 | 19,840 | F. Y. 2001 2002 |
| 14 | 118,294 | 33,390 | 155,024 | 88,950 | 66,074 | 16,500 | |
| 平成15年 1月～3月 | 28,107 | 7,244 | 36,317 | 21,084 | 15,233 | 16,500 | Q 1 2003 |
| 4月～6月 | 31,818 | 11,081 | 42,703 | 23,474 | 19,229 | 16,696 | Q 2 |
| 7月～9月 | 30,177 | 11,715 | 41,857 | 23,262 | 18,595 | 16,731 | Q 3 |
| 10月～12月 | 30,655 | 13,533 | 44,096 | 23,771 | 20,325 | 16,823 | Q 4 |
| 平成15年 1月 | 10,179 | 2,443 | 12,157 | 6,934 | 5,223 | 17,931 | Jan. 2003 |
| 2月 | 8,688 | 2,300 | 11,408 | 6,495 | 4,913 | 17,511 | Feb. |
| 3月 | 9,240 | 2,501 | 12,752 | 7,655 | 5,097 | 16,500 | Mar. |
| 4月 | 10,662 | 3,722 | 14,417 | 7,879 | 6,538 | 16,467 | Apr. |
| 5月 | 10,867 | 3,497 | 14,092 | 7,734 | 6,358 | 16,739 | May |
| 6月 | 10,289 | 3,862 | 14,194 | 7,861 | 6,333 | 16,696 | Jun. |
| 7月 | 10,547 | 3,657 | 13,960 | 7,782 | 6,178 | 16,940 | Jul. |
| 8月 | 9,859 | 3,933 | 12,954 | 6,899 | 6,055 | 17,778 | Aug. |
| 9月 | 9,771 | 4,125 | 14,943 | 8,581 | 6,362 | 16,731 | Sep. |
| 10月 | 10,948 | 4,735 | 15,305 | 8,157 | 7,148 | 17,109 | Oct. |
| 11月 | 10,112 | 4,392 | 14,288 | 7,811 | 6,477 | 17,325 | Nov. |
| 12月 | 9,595 | 4,406 | 14,503 | 7,803 | 6,700 | 16,823 | Dec. |

| 年 月 | (2) ポリエステル長繊維 Polyester filament fibers | | | | | 単位：トン Unit: t | Year, Quarter and Month |
|-------------|--|-----------------------------|----------------------------|------------------------|---------------|-------------------------------|--|
| | 生産数量 Production Quantity | 受入数量 Receipt Quantity | 出荷数量 Shipments Quantity | | | 在庫数量 Inventory Quantity | |
| | | | 計 Total | 販売数量 Sales Quantity | その他 Others | | |
| 平成11年 | 386,556 | 80,101 | 470,382 | 242,248 | 228,134 | 33,076 | C. Y. 1999 2000 2001 2002 2003 |
| 12 | 382,556 | 76,307 | 456,941 | 232,259 | 224,682 | 35,003 | |
| 13 | 364,000 | 68,482 | 432,254 | 212,988 | 219,266 | 35,233 | |
| 14 | 323,057 | 66,185 | 391,288 | 189,543 | 201,745 | 33,185 | |
| 15 | 295,421 | 53,246 | 352,143 | 170,563 | 181,580 | 30,582 | |
| 平成13年度 | 357,919 | 68,081 | 424,275 | 209,182 | 215,093 | 35,884 | F. Y. 2001 2002 |
| 14 | 313,702 | 60,974 | 378,742 | 181,368 | 197,374 | 32,687 | |
| 平成15年 1月～3月 | 75,038 | 12,338 | 88,744 | 43,129 | 45,615 | 32,687 | Q 1 2003 |
| 4月～6月 | 74,191 | 13,939 | 87,956 | 42,836 | 45,120 | 32,865 | Q 2 |
| 7月～9月 | 71,454 | 13,103 | 86,419 | 42,246 | 44,173 | 31,004 | Q 3 |
| 10月～12月 | 74,738 | 13,866 | 89,024 | 42,352 | 46,672 | 30,582 | Q 4 |
| 平成15年 1月 | 25,676 | 5,266 | 30,265 | 13,994 | 16,271 | 33,862 | Jan. 2003 |
| 2月 | 23,780 | 3,364 | 27,752 | 13,565 | 14,187 | 34,125 | Feb. |
| 3月 | 25,582 | 3,708 | 30,727 | 15,570 | 15,157 | 32,687 | Mar. |
| 4月 | 25,455 | 5,645 | 31,031 | 14,856 | 16,175 | 32,759 | Apr. |
| 5月 | 24,412 | 3,978 | 28,791 | 14,421 | 14,370 | 32,358 | May |
| 6月 | 24,324 | 4,316 | 28,134 | 13,559 | 14,575 | 32,865 | Jun. |
| 7月 | 24,480 | 4,139 | 29,245 | 14,603 | 14,642 | 32,238 | Jul. |
| 8月 | 23,302 | 4,422 | 27,073 | 13,050 | 14,023 | 32,890 | Aug. |
| 9月 | 23,672 | 4,542 | 30,101 | 14,593 | 15,508 | 31,004 | Sep. |
| 10月 | 25,249 | 4,677 | 30,871 | 15,090 | 15,781 | 30,058 | Oct. |
| 11月 | 24,336 | 3,860 | 28,161 | 13,457 | 14,704 | 30,093 | Nov. |
| 12月 | 25,153 | 5,329 | 29,992 | 13,805 | 16,187 | 30,582 | Dec. |

化学繊維 Chemical fibers

| 年 月 | (3) ポリエチレン長繊維 Polyethylene filament fibers | | | | | 単位：トン Unit：t | Year, Quarter and Month |
|-------------|---|-----------------------------|----------------------------|------------------------|---------------|-------------------------------|--|
| | 生産数量 Production Quantity | 受入数量 Receipt Quantity | 出荷数量 Shipments Quantity | | | 在庫数量 Inventory Quantity | |
| | | | 計 Total | 販売数量 Sales Quantity | その他 Others | | |
| 平成11年 | 13,291 | 584 | 14,026 | 4,526 | 9,500 | 246 | C. Y. 1999 2000 2001 2002 2003 |
| 12 | 13,131 | 572 | 13,666 | 3,936 | 9,730 | 283 | |
| 13 | 11,660 | 643 | 12,387 | 3,651 | 8,736 | 199 | |
| 14 | 10,485 | 288 | 10,820 | 2,822 | 7,998 | 148 | |
| 15 | 10,231 | 282 | 10,522 | 2,985 | 7,537 | 142 | |
| 平成13年度 | 11,143 | 582 | 11,760 | 3,511 | 8,249 | 196 | F. Y. 2001 2002 |
| 14 | 10,329 | 295 | 10,659 | 2,865 | 7,794 | 158 | |
| 平成15年 1月～3月 | 2,485 | 73 | 2,550 | 827 | 1,723 | 158 | Q 1 2003 |
| 4月～6月 | 2,578 | 67 | 2,614 | 581 | 2,033 | 189 | Q 2 |
| 7月～9月 | 2,620 | 59 | 2,709 | 828 | 1,881 | 159 | Q 3 |
| 10月～12月 | 2,548 | 83 | 2,649 | 749 | 1,900 | 142 | Q 4 |
| 平成15年 1月 | 776 | 30 | 819 | 265 | 554 | 135 | Jan. 2003 |
| 2月 | 687 | 19 | 690 | 254 | 436 | 151 | Feb. |
| 3月 | 1,022 | 24 | 1,041 | 308 | 733 | 158 | Mar. |
| 4月 | 916 | 24 | 912 | 270 | 642 | 186 | Apr. |
| 5月 | 745 | 18 | 784 | 143 | 641 | 165 | May |
| 6月 | 917 | 25 | 918 | 168 | 750 | 189 | Jun. |
| 7月 | 1,003 | 23 | 1,021 | 297 | 724 | 194 | Jul. |
| 8月 | 734 | 16 | 769 | 239 | 530 | 175 | Aug. |
| 9月 | 883 | 20 | 919 | 292 | 627 | 159 | Sep. |
| 10月 | 931 | 33 | 996 | 288 | 708 | 127 | Oct. |
| 11月 | 867 | 26 | 874 | 243 | 631 | 146 | Nov. |
| 12月 | 750 | 24 | 779 | 218 | 561 | 142 | Dec. |

| 年 月 | (4) ポリプロピレン長繊維 Polypropylene filament fibers | | | | | 単位：トン Unit：t | Year, Quarter and Month |
|-------------|---|-----------------------------|----------------------------|------------------------|---------------|-------------------------------|--|
| | 生産数量 Production Quantity | 受入数量 Receipt Quantity | 出荷数量 Shipments Quantity | | | 在庫数量 Inventory Quantity | |
| | | | 計 Total | 販売数量 Sales Quantity | その他 Others | | |
| 平成11年 | 53,933 | 231 | 53,775 | 12,095 | 41,680 | 2,102 | C. Y. 1999 2000 2001 2002 2003 |
| 12 | 56,516 | 273 | 57,122 | 15,191 | 41,931 | 1,768 | |
| 13 | 61,930 | 328 | 61,916 | 14,229 | 47,687 | 2,104 | |
| 14 | 64,975 | 324 | 65,372 | 18,792 | 46,580 | 2,032 | |
| 15 | 69,419 | 285 | 69,498 | 21,940 | 47,558 | 2,238 | |
| 平成13年度 | 62,160 | 313 | 62,393 | 14,951 | 47,442 | 1,572 | F. Y. 2001 2002 |
| 14 | 65,706 | 350 | 66,137 | 19,557 | 46,580 | 1,493 | |
| 平成15年 1月～3月 | 16,813 | 87 | 17,440 | 5,531 | 11,909 | 1,493 | Q 1 2003 |
| 4月～6月 | 17,137 | 67 | 16,573 | 4,297 | 12,276 | 2,123 | Q 2 |
| 7月～9月 | 17,239 | 66 | 17,800 | 6,345 | 11,455 | 1,628 | Q 3 |
| 10月～12月 | 18,230 | 65 | 17,685 | 5,767 | 11,918 | 2,238 | Q 4 |
| 平成15年 1月 | 5,659 | 43 | 5,680 | 1,564 | 4,116 | 2,054 | Jan. 2003 |
| 2月 | 5,682 | 30 | 5,659 | 1,558 | 4,101 | 2,107 | Feb. |
| 3月 | 5,472 | 14 | 6,101 | 2,409 | 3,692 | 1,493 | Mar. |
| 4月 | 5,842 | 11 | 5,572 | 1,451 | 4,121 | 1,773 | Apr. |
| 5月 | 5,646 | 40 | 5,519 | 1,527 | 3,992 | 1,940 | May |
| 6月 | 5,649 | 16 | 5,482 | 1,319 | 4,163 | 2,123 | Jun. |
| 7月 | 5,788 | 21 | 5,791 | 1,982 | 3,809 | 2,141 | Jul. |
| 8月 | 5,671 | 17 | 5,653 | 1,827 | 3,826 | 2,176 | Aug. |
| 9月 | 5,780 | 28 | 6,356 | 2,536 | 3,820 | 1,628 | Sep. |
| 10月 | 6,131 | 40 | 5,877 | 1,830 | 4,047 | 1,922 | Oct. |
| 11月 | 6,124 | 14 | 5,852 | 1,917 | 3,935 | 2,208 | Nov. |
| 12月 | 5,975 | 11 | 5,956 | 2,020 | 3,936 | 2,238 | Dec. |

化学繊維 Chemical fibers

| 年 月 | (5) その他の合成繊維長繊維 Other synthetic filament fibers | | | | | 単位：トン Unit：t | Year, Quarter and Month |
|-------------|--|-----------------------------|----------------------------|------------------------|---------------|-------------------------------|--|
| | 生産数量 Production Quantity | 受入数量 Receipt Quantity | 出荷数量 Shipments Quantity | | | 在庫数量 Inventory Quantity | |
| | | | 計 Total | 販売数量 Sales Quantity | その他 Others | | |
| 平成11年 | 36,187 | 7,007 | 43,327 | 34,795 | 8,532 | 6,022 | C. Y. 1999 2000 2001 2002 2003 |
| 12 | 40,689 | 7,577 | 47,426 | 37,920 | 9,506 | 6,863 | |
| 13 | 40,243 | 8,074 | 48,219 | 38,608 | 9,611 | 6,962 | |
| 14 | 39,415 | 7,978 | 48,189 | 38,961 | 9,228 | 6,168 | |
| 15 | 41,806 | 6,843 | 47,806 | 39,837 | 7,969 | 7,009 | |
| 平成13年度 | 39,839 | 7,976 | 47,719 | 38,314 | 9,405 | 7,214 | F. Y. 2001 2002 |
| 14 | 40,643 | 7,915 | 49,248 | 40,053 | 9,195 | 6,523 | |
| 平成15年 1月～3月 | 11,109 | 1,923 | 12,676 | 10,421 | 2,255 | 6,523 | Q 1 2003 |
| 4月～6月 | 10,220 | 1,591 | 11,587 | 9,750 | 1,837 | 6,748 | Q 2 |
| 7月～9月 | 10,667 | 1,674 | 11,898 | 9,945 | 1,953 | 7,190 | Q 3 |
| 10月～12月 | 9,810 | 1,655 | 11,645 | 9,721 | 1,924 | 7,009 | Q 4 |
| 平成15年 1月 | 3,909 | 768 | 4,292 | 3,413 | 879 | 6,553 | Jan. 2003 |
| 2月 | 3,510 | 635 | 4,062 | 3,316 | 746 | 6,635 | Feb. |
| 3月 | 3,690 | 520 | 4,322 | 3,692 | 630 | 6,523 | Mar. |
| 4月 | 3,406 | 502 | 3,829 | 3,231 | 598 | 6,602 | Apr. |
| 5月 | 3,358 | 551 | 3,959 | 3,315 | 644 | 6,552 | May |
| 6月 | 3,456 | 538 | 3,799 | 3,204 | 595 | 6,748 | Jun. |
| 7月 | 3,814 | 588 | 4,035 | 3,364 | 671 | 7,115 | Jul. |
| 8月 | 3,375 | 530 | 3,818 | 3,181 | 637 | 7,201 | Aug. |
| 9月 | 3,478 | 556 | 4,045 | 3,400 | 645 | 7,190 | Sep. |
| 10月 | 2,865 | 533 | 3,878 | 3,236 | 642 | 6,710 | Oct. |
| 11月 | 3,249 | 520 | 3,732 | 3,127 | 605 | 6,747 | Nov. |
| 12月 | 3,696 | 602 | 4,035 | 3,358 | 677 | 7,009 | Dec. |

| 年 月 | 糸合計 2) + 紡績糸計 Yarn Total | | | | | 単位：トン Unit：t | Year, Quarter and Month |
|-------------|--------------------------------|-----------------------------|----------------------------|------------------------|---------------|-------------------------------|--|
| | 生産数量 Production Quantity | 受入数量 Receipt Quantity | 出荷数量 Shipments Quantity | | | 在庫数量 Inventory Quantity | |
| | | | 計 Total | 販売数量 Sales Quantity | その他 Others | | |
| 平成11年 | 1,122,976 | 215,545 | 1,350,659 | 782,654 | 568,005 | 106,235 | C. Y. 1999 2000 2001 2002 2003 |
| 12 | 1,088,484 | 215,530 | 1,300,350 | 746,110 | 554,240 | 110,659 | |
| 13 | 993,592 | 202,165 | 1,201,820 | 666,280 | 535,540 | 104,932 | |
| 14 | 850,558 | 148,548 | 1,014,127 | 560,276 | 453,851 | 87,673 | |
| 15 | 795,730 | 129,430 | 930,279 | 513,090 | 417,189 | 82,748 | |
| 平成13年度 | 962,701 | 194,210 | 1,159,585 | 641,914 | 517,671 | 101,521 | F. Y. 2001 2002 |
| 14 | 826,817 | 133,296 | 977,613 | 539,274 | 438,339 | 83,694 | |
| 平成15年 1月～3月 | 199,183 | 27,858 | 231,271 | 129,546 | 101,725 | 83,694 | Q 1 2003 |
| 4月～6月 | 203,236 | 33,209 | 234,639 | 128,060 | 106,579 | 85,501 | Q 2 |
| 7月～9月 | 193,328 | 32,616 | 228,303 | 126,278 | 102,025 | 83,081 | Q 3 |
| 10月～12月 | 199,983 | 35,747 | 236,066 | 129,206 | 106,860 | 82,748 | Q 4 |
| 平成15年 1月 | 67,315 | 10,663 | 76,777 | 41,540 | 35,237 | 88,258 | Jan. 2003 |
| 2月 | 64,347 | 8,231 | 73,631 | 41,180 | 32,451 | 88,072 | Feb. |
| 3月 | 67,521 | 8,964 | 80,863 | 46,826 | 34,037 | 83,694 | Mar. |
| 4月 | 69,415 | 11,869 | 80,269 | 43,666 | 36,603 | 84,711 | Apr. |
| 5月 | 66,998 | 10,326 | 77,277 | 42,598 | 34,679 | 84,757 | May |
| 6月 | 66,823 | 11,014 | 77,093 | 41,796 | 35,297 | 85,501 | Jun. |
| 7月 | 67,113 | 10,608 | 76,980 | 42,968 | 34,012 | 86,241 | Jul. |
| 8月 | 61,091 | 10,756 | 70,974 | 38,577 | 32,397 | 87,053 | Aug. |
| 9月 | 65,124 | 11,252 | 80,349 | 44,733 | 35,616 | 83,081 | Sep. |
| 10月 | 68,329 | 12,398 | 81,652 | 44,883 | 36,769 | 82,163 | Oct. |
| 11月 | 65,701 | 10,959 | 75,642 | 41,700 | 33,942 | 83,176 | Nov. |
| 12月 | 65,953 | 12,390 | 78,772 | 42,623 | 36,149 | 82,748 | Dec. |

注：糸合計＝長繊維計＋紡績糸計

Note：The total of yarn = the total of chemical filament fibers + the total of spun yarn.

紡績糸 Spun yarn

| 年 月 | 紡績糸計 1～7 Spun yarn total | | | | | | 単位：トン Unit：t | Year, Quarter and Month |
|-------------|-----------------------------|-----------------------------|----------------------------|------------------------|---------------|-------------------------------|--|-------------------------------|
| | 生産数量 Production Quantity | 受入数量 Receipt Quantity | 出荷数量 Shipments Quantity | | | 在庫数量 Inventory Quantity | | |
| | | | 計 Total | 販売数量 Sales Quantity | その他 Others | | | |
| 平成11年 | 400,512 | 24,907 | 432,870 | 298,127 | 134,743 | 38,922 | C. Y. 1999 2000 2001 2002 2003 | |
| 12 | 365,422 | 25,647 | 393,119 | 272,415 | 120,704 | 36,926 | | |
| 13 | 312,109 | 24,883 | 343,098 | 231,729 | 111,369 | 31,157 | | |
| 14 | 257,900 | 18,817 | 281,684 | 184,816 | 96,868 | 25,535 | | |
| 15 | 229,442 | 11,117 | 242,051 | 161,128 | 80,923 | 23,363 | | |
| 平成13年度 | 296,015 | 23,523 | 323,624 | 217,445 | 106,179 | 31,687 | F. Y. 2001 2002 | |
| 14 | 250,820 | 16,722 | 274,454 | 180,342 | 94,112 | 23,581 | | |
| 平成15年 1月～3月 | 58,732 | 2,615 | 62,680 | 42,097 | 20,583 | 23,581 | Q 1 2003 | |
| 4月～6月 | 59,679 | 3,049 | 62,653 | 41,087 | 21,566 | 23,653 | Q 2 | |
| 7月～9月 | 54,485 | 2,696 | 57,349 | 37,710 | 19,639 | 23,424 | Q 3 | |
| 10月～12月 | 56,546 | 2,757 | 59,369 | 40,234 | 19,135 | 23,363 | Q 4 | |
| 平成15年 1月 | 18,734 | 942 | 19,946 | 13,196 | 6,750 | 24,649 | Jan. 2003 | |
| 2月 | 19,774 | 784 | 20,657 | 13,970 | 6,687 | 24,547 | Feb. | |
| 3月 | 20,224 | 889 | 22,077 | 14,931 | 7,146 | 23,581 | Mar. | |
| 4月 | 20,565 | 890 | 21,111 | 14,025 | 7,086 | 23,925 | Apr. | |
| 5月 | 19,342 | 1,129 | 20,666 | 13,539 | 7,127 | 23,729 | May | |
| 6月 | 19,772 | 1,030 | 20,876 | 13,523 | 7,353 | 23,653 | Jun. | |
| 7月 | 18,941 | 1,049 | 19,373 | 12,928 | 6,445 | 24,270 | Jul. | |
| 8月 | 16,303 | 760 | 17,485 | 11,542 | 5,943 | 23,787 | Aug. | |
| 9月 | 19,241 | 887 | 20,491 | 13,240 | 7,251 | 23,424 | Sep. | |
| 10月 | 19,684 | 1,043 | 20,729 | 13,950 | 6,779 | 23,430 | Oct. | |
| 11月 | 18,599 | 957 | 18,948 | 13,063 | 5,885 | 24,033 | Nov. | |
| 12月 | 18,263 | 757 | 19,692 | 13,221 | 6,471 | 23,363 | Dec. | |

| 年 月 | 1 綿糸 (コンデンサー糸を含む) Cotton yarn (condenser yarn included) | | | | | | | 単位：トン Unit：t | Year, Quarter and Month |
|-------------|--|-----------|--------------|-----------------------------|----------------------------|------------------------|---------------|-------------------------------|--|
| | 生産数量 Production Quantity | | | 受入数量 Receipt Quantity | 出荷数量 Shipments Quantity | | | 在庫数量 Inventory Quantity | |
| | 計 Total | 純 Pure | 混 Blended | | 計 Total | 販売数量 Sales Quantity | その他 Others | | |
| 平成11年 | 171,000 | 157,941 | 13,059 | 624 | 174,157 | 122,245 | 51,912 | 12,688 | C. Y. 1999 2000 2001 2002 2003 |
| 12 | 158,789 | 144,499 | 14,290 | 1,272 | 159,083 | 114,171 | 44,912 | 13,658 | |
| 13 | 139,479 | 125,787 | 13,692 | 1,266 | 142,396 | 99,248 | 43,148 | 12,024 | |
| 14 | 122,165 | 111,417 | 10,748 | 2,933 | 127,501 | 83,686 | 43,815 | 9,523 | |
| 15 | 107,455 | 97,596 | 9,859 | 1,827 | 108,249 | 70,501 | 37,748 | 10,518 | |
| 平成13年度 | 134,671 | 121,035 | 13,636 | 1,459 | 137,300 | 94,511 | 42,789 | 12,415 | F. Y. 2001 2002 |
| 14 | 118,708 | 108,892 | 9,816 | 2,944 | 125,176 | 81,119 | 44,057 | 8,795 | |
| 平成15年 1月～3月 | 28,469 | 26,137 | 2,332 | 410 | 29,601 | 19,401 | 10,200 | 8,795 | Q 1 2003 |
| 4月～6月 | 28,165 | 25,686 | 2,479 | 710 | 27,697 | 17,734 | 9,963 | 9,963 | Q 2 |
| 7月～9月 | 24,039 | 21,745 | 2,294 | 332 | 24,075 | 15,107 | 8,968 | 10,227 | Q 3 |
| 10月～12月 | 26,782 | 24,028 | 2,754 | 375 | 26,876 | 18,259 | 8,617 | 10,518 | Q 4 |
| 平成15年 1月 | 9,025 | 8,279 | 746 | 184 | 9,713 | 6,290 | 3,423 | 9,018 | Jan. 2003 |
| 2月 | 9,613 | 8,836 | 777 | 105 | 9,881 | 6,498 | 3,383 | 8,853 | Feb. |
| 3月 | 9,831 | 9,022 | 809 | 121 | 10,007 | 6,613 | 3,394 | 8,795 | Mar. |
| 4月 | 9,925 | 9,102 | 823 | 123 | 9,808 | 6,425 | 3,383 | 9,032 | Apr. |
| 5月 | 8,997 | 8,172 | 825 | 366 | 8,979 | 5,764 | 3,215 | 9,415 | May |
| 6月 | 9,243 | 8,412 | 831 | 221 | 8,910 | 5,545 | 3,365 | 9,963 | Jun. |
| 7月 | 8,382 | 7,585 | 797 | 146 | 7,924 | 5,151 | 2,773 | 10,565 | Jul. |
| 8月 | 6,919 | 6,235 | 684 | 61 | 7,250 | 4,495 | 2,755 | 10,267 | Aug. |
| 9月 | 8,738 | 7,925 | 813 | 125 | 8,901 | 5,461 | 3,440 | 10,227 | Sep. |
| 10月 | 9,233 | 8,361 | 872 | 168 | 9,291 | 6,049 | 3,242 | 10,339 | Oct. |
| 11月 | 8,826 | 7,916 | 910 | 123 | 8,461 | 5,925 | 2,536 | 10,836 | Nov. |
| 12月 | 8,723 | 7,751 | 972 | 84 | 9,124 | 6,285 | 2,839 | 10,518 | Dec. |

紡績糸 Spun yarn

| 年 月 | 2 毛糸 計 (1)~(2) Woolen and worsted yarn total | | | | | | | 単位：トン Unit: t | Year, Quarter and Month |
|-------------|---|-----------|--------------|-----------------------------|----------------------------|------------------------|---------------|-------------------------------|--|
| | 生産数量 Production Quantity | | | 受入数量 Receipt Quantity | 出荷数量 Shipments Quantity | | | 在庫数量 Inventory Quantity | |
| | 計 Total | 純 Pure | 混 Blended | | 計 Total | 販売数量 Sales Quantity | その他 Others | | |
| 平成11年 | 41,997 | 28,803 | 13,194 | 11,616 | 53,936 | 33,623 | 20,313 | 8,899 | C. Y. 1999 2000 2001 2002 2003 |
| 12 | 33,695 | 22,391 | 11,304 | 12,393 | 47,409 | 29,732 | 17,677 | 7,545 | |
| 13 | 29,584 | 19,490 | 10,094 | 12,387 | 43,156 | 25,665 | 17,491 | 6,694 | |
| 14 | 25,665 | 16,937 | 8,728 | 10,599 | 37,025 | 20,465 | 16,560 | 5,951 | |
| 15 | 20,062 | 12,385 | 7,677 | 7,382 | 27,772 | 16,963 | 10,809 | 5,077 | |
| 平成13年度 | 29,211 | 19,407 | 9,804 | 11,713 | 41,232 | 24,364 | 16,868 | 7,004 | F. Y. 2001 2002 |
| 14 | 24,297 | 15,770 | 8,527 | 10,042 | 35,167 | 19,698 | 15,469 | 5,643 | |
| 平成15年 1月~3月 | 5,150 | 3,285 | 1,865 | 1,706 | 6,613 | 3,874 | 2,739 | 5,643 | Q 1 2003 |
| 4月~6月 | 5,431 | 3,488 | 1,943 | 1,845 | 7,630 | 4,605 | 3,025 | 5,296 | Q 2 |
| 7月~9月 | 5,025 | 2,948 | 2,077 | 1,932 | 7,473 | 4,690 | 2,783 | 4,783 | Q 3 |
| 10月~12月 | 4,456 | 2,664 | 1,792 | 1,899 | 6,056 | 3,794 | 2,262 | 5,077 | Q 4 |
| 平成15年 1月 | 1,676 | 1,067 | 609 | 594 | 2,012 | 1,147 | 865 | 5,649 | Jan. 2003 |
| 2月 | 1,686 | 1,085 | 601 | 541 | 2,166 | 1,292 | 874 | 5,715 | Feb. |
| 3月 | 1,788 | 1,133 | 655 | 571 | 2,435 | 1,435 | 1,000 | 5,643 | Mar. |
| 4月 | 1,834 | 1,220 | 614 | 642 | 2,436 | 1,396 | 1,040 | 5,685 | Apr. |
| 5月 | 1,804 | 1,151 | 653 | 590 | 2,575 | 1,638 | 937 | 5,507 | May |
| 6月 | 1,793 | 1,117 | 676 | 613 | 2,619 | 1,571 | 1,048 | 5,296 | Jun. |
| 7月 | 1,764 | 1,065 | 699 | 751 | 2,690 | 1,763 | 927 | 5,122 | Jul. |
| 8月 | 1,583 | 944 | 639 | 566 | 2,293 | 1,407 | 886 | 4,978 | Aug. |
| 9月 | 1,678 | 939 | 739 | 615 | 2,490 | 1,520 | 970 | 4,783 | Sep. |
| 10月 | 1,644 | 968 | 676 | 682 | 2,367 | 1,523 | 844 | 4,745 | Oct. |
| 11月 | 1,427 | 847 | 580 | 677 | 1,950 | 1,239 | 711 | 4,890 | Nov. |
| 12月 | 1,385 | 849 | 536 | 540 | 1,739 | 1,032 | 707 | 5,077 | Dec. |

| 年 月 | (1) そ毛糸 Worsted yarn | | | | | | | 単位：トン Unit: t | Year, Quarter and Month |
|-------------|-----------------------------|-----------|--------------|-----------------------------|----------------------------|------------------------|---------------|-------------------------------|--|
| | 生産数量 Production Quantity | | | 受入数量 Receipt Quantity | 出荷数量 Shipments Quantity | | | 在庫数量 Inventory Quantity | |
| | 計 Total | 純 Pure | 混 Blended | | 計 Total | 販売数量 Sales Quantity | その他 Others | | |
| 平成11年 | 31,560 | 23,428 | 8,132 | 7,855 | 39,685 | 25,291 | 14,394 | 7,800 | C. Y. 1999 2000 2001 2002 2003 |
| 12 | 24,283 | 17,085 | 7,198 | 8,737 | 34,249 | 21,994 | 12,255 | 6,609 | |
| 13 | 20,965 | 14,577 | 6,388 | 8,878 | 31,041 | 18,815 | 12,226 | 5,731 | |
| 14 | 18,196 | 12,223 | 5,973 | 7,788 | 26,623 | 14,495 | 12,128 | 5,155 | |
| 15 | 13,399 | 8,264 | 5,135 | 5,557 | 19,295 | 11,662 | 7,633 | 4,363 | |
| 平成13年度 | 20,858 | 14,499 | 6,359 | 8,489 | 29,673 | 17,749 | 11,924 | 5,986 | F. Y. 2001 2002 |
| 14 | 17,108 | 11,302 | 5,806 | 7,354 | 25,094 | 13,837 | 11,257 | 4,914 | |
| 平成15年 1月~3月 | 3,606 | 2,343 | 1,263 | 1,219 | 4,627 | 2,617 | 2,010 | 4,914 | Q 1 2003 |
| 4月~6月 | 3,662 | 2,324 | 1,338 | 1,389 | 5,361 | 3,211 | 2,150 | 4,606 | Q 2 |
| 7月~9月 | 3,277 | 1,940 | 1,337 | 1,460 | 5,181 | 3,259 | 1,922 | 4,158 | Q 3 |
| 10月~12月 | 2,854 | 1,657 | 1,197 | 1,489 | 4,126 | 2,575 | 1,551 | 4,363 | Q 4 |
| 平成15年 1月 | 1,187 | 773 | 414 | 425 | 1,360 | 736 | 624 | 4,960 | Jan. 2003 |
| 2月 | 1,177 | 772 | 405 | 395 | 1,543 | 889 | 654 | 4,993 | Feb. |
| 3月 | 1,242 | 798 | 444 | 399 | 1,724 | 992 | 732 | 4,914 | Mar. |
| 4月 | 1,260 | 830 | 430 | 487 | 1,700 | 958 | 742 | 4,960 | Apr. |
| 5月 | 1,210 | 759 | 451 | 442 | 1,828 | 1,171 | 657 | 4,787 | May |
| 6月 | 1,192 | 735 | 457 | 460 | 1,833 | 1,082 | 751 | 4,606 | Jun. |
| 7月 | 1,152 | 709 | 443 | 585 | 1,860 | 1,227 | 633 | 4,481 | Jul. |
| 8月 | 1,045 | 628 | 417 | 414 | 1,583 | 971 | 612 | 4,355 | Aug. |
| 9月 | 1,080 | 603 | 477 | 461 | 1,738 | 1,061 | 677 | 4,158 | Sep. |
| 10月 | 1,049 | 618 | 431 | 536 | 1,625 | 1,060 | 565 | 4,119 | Oct. |
| 11月 | 927 | 527 | 400 | 536 | 1,357 | 860 | 497 | 4,214 | Nov. |
| 12月 | 878 | 512 | 366 | 417 | 1,144 | 655 | 489 | 4,363 | Dec. |

紡績糸 Spun yarn

| 年 月 | (2) 紡毛糸 Woolen yarn | | | | | | | 単位：トン Unit: t | Year, Quarter and Month |
|-------------|-----------------------------|-----------|--------------|-----------------------------|----------------------------|------------------------|---------------|-------------------------------|--|
| | 生産数量 Production Quantity | | | 受入数量 Receipt Quantity | 出荷数量 Shipments Quantity | | | 在庫数量 Inventory Quantity | |
| | 計 Total | 純 Pure | 混 Blended | | 計 Total | 販売数量 Sales Quantity | その他 Others | | |
| 平成11年 | 10,437 | 5,375 | 5,062 | 3,761 | 14,251 | 8,332 | 5,919 | 1,099 | C. Y. 1999 2000 2001 2002 2003 |
| 12 | 9,412 | 5,306 | 4,106 | 3,656 | 13,160 | 7,738 | 5,422 | 936 | |
| 13 | 8,619 | 4,913 | 3,706 | 3,509 | 12,115 | 6,850 | 5,265 | 963 | |
| 14 | 7,469 | 4,714 | 2,755 | 2,811 | 10,402 | 5,970 | 4,432 | 796 | |
| 15 | 6,663 | 4,121 | 2,542 | 1,825 | 8,477 | 5,301 | 3,176 | 714 | |
| 平成13年度 | 8,353 | 4,908 | 3,445 | 3,224 | 11,559 | 6,615 | 4,944 | 1,018 | F. Y. 2001 2002 |
| 14 | 7,189 | 4,468 | 2,721 | 2,688 | 10,073 | 5,861 | 4,212 | 729 | |
| 平成15年 1月～3月 | 1,544 | 942 | 602 | 487 | 1,986 | 1,257 | 729 | 729 | Q 1 2003 |
| 4月～6月 | 1,769 | 1,164 | 605 | 456 | 2,269 | 1,394 | 875 | 690 | Q 2 |
| 7月～9月 | 1,748 | 1,008 | 740 | 472 | 2,292 | 1,431 | 861 | 625 | Q 3 |
| 10月～12月 | 1,602 | 1,007 | 595 | 410 | 1,930 | 1,219 | 711 | 714 | Q 4 |
| 平成15年 1月 | 489 | 294 | 195 | 169 | 652 | 411 | 241 | 689 | Jan. 2003 |
| 2月 | 509 | 313 | 196 | 146 | 623 | 403 | 220 | 722 | Feb. |
| 3月 | 546 | 335 | 211 | 172 | 711 | 443 | 268 | 729 | Mar. |
| 4月 | 574 | 390 | 184 | 155 | 736 | 438 | 298 | 725 | Apr. |
| 5月 | 594 | 392 | 202 | 148 | 747 | 467 | 280 | 720 | May |
| 6月 | 601 | 382 | 219 | 153 | 786 | 489 | 297 | 690 | Jun. |
| 7月 | 612 | 356 | 256 | 166 | 830 | 536 | 294 | 641 | Jul. |
| 8月 | 538 | 316 | 222 | 152 | 710 | 436 | 274 | 623 | Aug. |
| 9月 | 598 | 336 | 262 | 154 | 752 | 459 | 293 | 625 | Sep. |
| 10月 | 595 | 350 | 245 | 146 | 742 | 463 | 279 | 626 | Oct. |
| 11月 | 500 | 320 | 180 | 141 | 593 | 379 | 214 | 676 | Nov. |
| 12月 | 507 | 337 | 170 | 123 | 595 | 377 | 218 | 714 | Dec. |

| 年 月 | 3 絹紡糸 (さくほう糸・ちゅう糸を含む) Spun silk yarn (spun tussah-silk yarn included) | | | | | | | 単位：トン Unit: t | Year, Quarter and Month |
|-------------|--|-----------|--------------|-----------------------------|----------------------------|------------------------|---------------|-------------------------------|--|
| | 生産数量 Production Quantity | | | 受入数量 Receipt Quantity | 出荷数量 Shipments Quantity | | | 在庫数量 Inventory Quantity | |
| | 計 Total | 純 Pure | 混 Blended | | 計 Total | 販売数量 Sales Quantity | その他 Others | | |
| 平成11年 | 297 | ... | ... | - | 285 | 285 | - | 60 | C. Y. 1999 2000 2001 2002 2003 |
| 12 | 293 | ... | ... | - | 273 | 273 | - | 81 | |
| 13 | 282 | ... | ... | - | 301 | 301 | - | 65 | |
| 14 | 201 | ... | ... | - | 175 | 175 | - | 92 | |
| 15 | 132 | ... | ... | - | 126 | 126 | - | 81 | |
| 平成13年度 | 258 | ... | ... | - | 270 | 270 | - | 73 | F. Y. 2001 2002 |
| 14 | 188 | ... | ... | - | 163 | 163 | - | 83 | |
| 平成15年 1月～3月 | 40 | ... | ... | - | 34 | 34 | - | 83 | Q 1 2003 |
| 4月～6月 | 29 | ... | ... | - | 30 | 30 | - | 82 | Q 2 |
| 7月～9月 | 27 | ... | ... | - | 29 | 29 | - | 80 | Q 3 |
| 10月～12月 | 36 | ... | ... | - | 33 | 33 | - | 81 | Q 4 |
| 平成15年 1月 | 22 | ... | ... | - | 17 | 17 | - | 98 | Jan. 2003 |
| 2月 | 7 | ... | ... | - | 8 | 8 | - | 81 | Feb. |
| 3月 | 11 | ... | ... | - | 9 | 9 | - | 83 | Mar. |
| 4月 | 8 | ... | ... | - | 8 | 8 | - | 83 | Apr. |
| 5月 | 8 | ... | ... | - | 7 | 7 | - | 85 | May |
| 6月 | 13 | ... | ... | - | 15 | 15 | - | 82 | Jun. |
| 7月 | 9 | ... | ... | - | 10 | 10 | - | 82 | Jul. |
| 8月 | 9 | ... | ... | - | 9 | 9 | - | 80 | Aug. |
| 9月 | 9 | ... | ... | - | 10 | 10 | - | 80 | Sep. |
| 10月 | 11 | ... | ... | - | 12 | 12 | - | 79 | Oct. |
| 11月 | 13 | ... | ... | - | 12 | 12 | - | 78 | Nov. |
| 12月 | 12 | ... | ... | - | 9 | 9 | - | 81 | Dec. |

紡績糸 Spun yarn

| 年 月 | 4 麻糸 Flax yarn | | | | | | | 単位：トン Unit: t | Year, Quarter and Month |
|-------------|-----------------------------|-----------|--------------|-----------------------------|----------------------------|------------------------|---------------|-------------------------------|--|
| | 生産数量 Production Quantity | | | 受入数量 Receipt Quantity | 出荷数量 Shipments Quantity | | | 在庫数量 Inventory Quantity | |
| | 計 Total | 純 Pure | 混 Blended | | 計 Total | 販売数量 Sales Quantity | その他 Others | | |
| 平成11年 | 998 | 532 | 466 | 354 | 1,677 | 1,310 | 367 | 484 | C. Y. 1999 2000 2001 2002 2003 |
| 12 | 899 | 415 | 484 | 484 | 1,349 | 1,007 | 342 | 518 | |
| 13 | 459 | 266 | 193 | 305 | 907 | 638 | 269 | 372 | |
| 14 | 908 | 560 | 348 | 205 | 1,213 | 1,021 | 192 | 292 | |
| 15 | 794 | 437 | 357 | 185 | 959 | 832 | 127 | 318 | |
| 平成13年度 | 473 | 321 | 152 | 270 | 872 | 668 | 204 | 290 | F. Y. 2001 2002 |
| 14 | 1,060 | 592 | 468 | 224 | 1,259 | 1,085 | 174 | 314 | |
| 平成15年 1月～3月 | 306 | 147 | 159 | 58 | 342 | 299 | 43 | 314 | Q 1 2003 |
| 4月～6月 | 148 | 79 | 69 | 43 | 178 | 158 | 20 | 326 | Q 2 |
| 7月～9月 | 144 | 92 | 52 | 32 | 203 | 174 | 29 | 299 | Q 3 |
| 10月～12月 | 196 | 119 | 77 | 52 | 236 | 201 | 35 | 318 | Q 4 |
| 平成15年 1月 | 110 | 49 | 61 | 20 | 132 | 117 | 15 | 290 | Jan. 2003 |
| 2月 | 112 | 57 | 55 | 19 | 110 | 88 | 22 | 311 | Feb. |
| 3月 | 84 | 41 | 43 | 19 | 100 | 94 | 6 | 314 | Mar. |
| 4月 | 64 | 29 | 35 | 12 | 38 | 32 | 6 | 352 | Apr. |
| 5月 | 43 | 24 | 19 | 14 | 55 | 49 | 6 | 353 | May |
| 6月 | 41 | 26 | 15 | 17 | 85 | 77 | 8 | 326 | Jun. |
| 7月 | 41 | 29 | 12 | 8 | 33 | 26 | 7 | 342 | Jul. |
| 8月 | 49 | 26 | 23 | 14 | 64 | 59 | 5 | 341 | Aug. |
| 9月 | 54 | 37 | 17 | 10 | 106 | 89 | 17 | 299 | Sep. |
| 10月 | 71 | 47 | 24 | 15 | 87 | 80 | 7 | 299 | Oct. |
| 11月 | 63 | 39 | 24 | 19 | 69 | 57 | 12 | 317 | Nov. |
| 12月 | 62 | 33 | 29 | 18 | 80 | 64 | 16 | 318 | Dec. |

| 年 月 | 5 ビスコーススフ糸 (コンデンサー糸を含む) Viscose spun rayon yarn (condenser yarn included) | | | | | | | 単位：トン Unit: t | Year, Quarter and Month |
|-------------|--|-----------|--------------|-----------------------------|----------------------------|------------------------|---------------|-------------------------------|--|
| | 生産数量 Production Quantity | | | 受入数量 Receipt Quantity | 出荷数量 Shipments Quantity | | | 在庫数量 Inventory Quantity | |
| | 計 Total | 純 Pure | 混 Blended | | 計 Total | 販売数量 Sales Quantity | その他 Others | | |
| 平成11年 | 25,188 | 18,702 | 6,486 | 388 | 27,612 | 23,131 | 4,481 | 3,466 | C. Y. 1999 2000 2001 2002 2003 |
| 12 | 22,331 | 16,770 | 5,561 | 287 | 23,489 | 20,219 | 3,270 | 2,567 | |
| 13 | 18,153 | 13,316 | 4,837 | 679 | 19,646 | 17,551 | 2,095 | 1,749 | |
| 14 | 12,104 | 8,726 | 3,378 | 259 | 12,875 | 11,575 | 1,300 | 1,206 | |
| 15 | 11,645 | 7,730 | 3,915 | 190 | 11,867 | 10,272 | 1,595 | 1,170 | |
| 平成13年度 | 16,103 | 11,865 | 4,238 | 575 | 17,496 | 15,716 | 1,780 | 1,570 | F. Y. 2001 2002 |
| 14 | 11,910 | 8,375 | 3,535 | 254 | 12,702 | 11,406 | 1,296 | 1,006 | |
| 平成15年 1月～3月 | 2,827 | 1,894 | 933 | 43 | 3,069 | 2,758 | 311 | 1,006 | Q 1 2003 |
| 4月～6月 | 2,897 | 1,870 | 1,027 | 71 | 3,120 | 2,629 | 491 | 853 | Q 2 |
| 7月～9月 | 2,785 | 1,911 | 874 | 35 | 2,596 | 2,273 | 323 | 1,079 | Q 3 |
| 10月～12月 | 3,136 | 2,055 | 1,081 | 41 | 3,082 | 2,612 | 470 | 1,170 | Q 4 |
| 平成15年 1月 | 966 | 667 | 299 | 13 | 982 | 877 | 105 | 1,203 | Jan. 2003 |
| 2月 | 877 | 605 | 272 | 15 | 964 | 863 | 101 | 1,131 | Feb. |
| 3月 | 984 | 622 | 362 | 15 | 1,123 | 1,018 | 105 | 1,006 | Mar. |
| 4月 | 993 | 634 | 359 | 13 | 1,064 | 934 | 130 | 948 | Apr. |
| 5月 | 980 | 665 | 315 | 18 | 1,076 | 878 | 198 | 869 | May |
| 6月 | 924 | 571 | 353 | 40 | 980 | 817 | 163 | 853 | Jun. |
| 7月 | 964 | 598 | 366 | 7 | 845 | 733 | 112 | 980 | Jul. |
| 8月 | 832 | 606 | 226 | 10 | 805 | 710 | 95 | 1,017 | Aug. |
| 9月 | 989 | 707 | 282 | 18 | 946 | 830 | 116 | 1,079 | Sep. |
| 10月 | 1,029 | 699 | 330 | 14 | 1,010 | 872 | 138 | 1,111 | Oct. |
| 11月 | 1,051 | 687 | 364 | 15 | 1,023 | 877 | 146 | 1,149 | Nov. |
| 12月 | 1,056 | 669 | 387 | 12 | 1,049 | 863 | 186 | 1,170 | Dec. |

紡績糸 Spun yarn

| 年 月 | 6 その他再生・半合成繊維糸 Other regenerated and semi-synthetic fiber yarn | | | | | | | 単位：トン Unit: t | Year, Quarter and Month |
|-------------|---|-----------|--------------|-----------------------------|----------------------------|------------------------|---------------|-------------------------------|--|
| | 生産数量 Production Quantity | | | 受入数量 Receipt Quantity | 出荷数量 Shipments Quantity | | | 在庫数量 Inventory Quantity | |
| | 計 Total | 純 Pure | 混 Blended | | 計 Total | 販売数量 Sales Quantity | その他 Others | | |
| 平成11年 | 2,312 | ... | ... | - | 2,220 | 728 | 1,492 | 255 | C. Y. 1999 2000 2001 2002 2003 |
| 12 | 2,990 | ... | ... | - | 2,897 | 706 | 2,191 | 351 | |
| 13 | 1,673 | ... | ... | - | 1,876 | 503 | 1,373 | 150 | |
| 14 | 1,357 | ... | ... | - | 1,273 | 373 | 900 | 235 | |
| 15 | 2,016 | ... | ... | - | 2,054 | 764 | 1,290 | 197 | |
| 平成13年度 | 1,581 | ... | ... | - | 1,677 | 498 | 1,179 | 196 | F. Y. 2001 2002 |
| 14 | 1,447 | ... | ... | - | 1,471 | 393 | 1,078 | 173 | |
| 平成15年 1月～3月 | 389 | ... | ... | - | 451 | 118 | 333 | 173 | Q 1 2003 |
| 4月～6月 | 574 | ... | ... | - | 585 | 204 | 381 | 162 | Q 2 |
| 7月～9月 | 494 | ... | ... | - | 489 | 239 | 250 | 167 | Q 3 |
| 10月～12月 | 559 | ... | ... | - | 529 | 203 | 326 | 197 | Q 4 |
| 平成15年 1月 | 139 | ... | ... | - | 201 | 19 | 182 | 173 | Jan. 2003 |
| 2月 | 119 | ... | ... | - | 115 | 38 | 77 | 177 | Feb. |
| 3月 | 131 | ... | ... | - | 135 | 61 | 74 | 173 | Mar. |
| 4月 | 215 | ... | ... | - | 203 | 37 | 166 | 185 | Apr. |
| 5月 | 216 | ... | ... | - | 228 | 91 | 137 | 173 | May |
| 6月 | 143 | ... | ... | - | 154 | 76 | 78 | 162 | Jun. |
| 7月 | 190 | ... | ... | - | 174 | 80 | 94 | 178 | Jul. |
| 8月 | 150 | ... | ... | - | 167 | 90 | 77 | 161 | Aug. |
| 9月 | 154 | ... | ... | - | 148 | 69 | 79 | 167 | Sep. |
| 10月 | 220 | ... | ... | - | 184 | 54 | 130 | 203 | Oct. |
| 11月 | 185 | ... | ... | - | 184 | 70 | 114 | 204 | Nov. |
| 12月 | 154 | ... | ... | - | 161 | 79 | 82 | 197 | Dec. |

| 年 月 | 7 合成繊維紡績糸 Synthetic fiber yarn | | | | | | | 単位：トン Unit: t | Year, Quarter and Month |
|-------------|-----------------------------------|-----------|--------------|-----------------------------|----------------------------|------------------------|---------------|-------------------------------|--|
| | 生産数量 Production Quantity | | | 受入数量 Receipt Quantity | 出荷数量 Shipments Quantity | | | 在庫数量 Inventory Quantity | |
| | 計 Total | 純 Pure | 混 Blended | | 計 Total | 販売数量 Sales Quantity | その他 Others | | |
| 平成11年 | 158,720 | ... | ... | 11,925 | 172,983 | 116,805 | 56,178 | 13,070 | C. Y. 1999 2000 2001 2002 2003 |
| 12 | 146,425 | ... | ... | 11,211 | 158,619 | 106,307 | 52,312 | 12,206 | |
| 13 | 122,479 | ... | ... | 10,246 | 134,816 | 87,823 | 46,993 | 10,103 | |
| 14 | 95,500 | ... | ... | 4,821 | 101,622 | 67,521 | 34,101 | 8,236 | |
| 15 | 87,338 | ... | ... | 1,533 | 91,024 | 61,670 | 29,354 | 6,002 | |
| 平成13年度 | 113,718 | ... | ... | 9,506 | 124,777 | 81,418 | 43,359 | 10,139 | F. Y. 2001 2002 |
| 14 | 93,210 | ... | ... | 3,258 | 98,516 | 66,478 | 32,038 | 7,567 | |
| 平成15年 1月～3月 | 21,551 | ... | ... | 398 | 22,570 | 15,613 | 6,957 | 7,567 | Q 1 2003 |
| 4月～6月 | 22,435 | ... | ... | 380 | 23,413 | 15,727 | 7,686 | 6,971 | Q 2 |
| 7月～9月 | 21,971 | ... | ... | 365 | 22,484 | 15,198 | 7,286 | 6,789 | Q 3 |
| 10月～12月 | 21,381 | ... | ... | 390 | 22,557 | 15,132 | 7,425 | 6,002 | Q 4 |
| 平成15年 1月 | 6,796 | ... | ... | 131 | 6,889 | 4,729 | 2,160 | 8,218 | Jan. 2003 |
| 2月 | 7,360 | ... | ... | 104 | 7,413 | 5,183 | 2,230 | 8,279 | Feb. |
| 3月 | 7,395 | ... | ... | 163 | 8,268 | 5,701 | 2,567 | 7,567 | Mar. |
| 4月 | 7,526 | ... | ... | 100 | 7,554 | 5,193 | 2,361 | 7,640 | Apr. |
| 5月 | 7,294 | ... | ... | 141 | 7,746 | 5,112 | 2,634 | 7,327 | May |
| 6月 | 7,615 | ... | ... | 139 | 8,113 | 5,422 | 2,691 | 6,971 | Jun. |
| 7月 | 7,591 | ... | ... | 137 | 7,697 | 5,165 | 2,532 | 7,001 | Jul. |
| 8月 | 6,761 | ... | ... | 109 | 6,897 | 4,772 | 2,125 | 6,943 | Aug. |
| 9月 | 7,619 | ... | ... | 119 | 7,890 | 5,261 | 2,629 | 6,789 | Sep. |
| 10月 | 7,476 | ... | ... | 164 | 7,778 | 5,360 | 2,418 | 6,654 | Oct. |
| 11月 | 7,034 | ... | ... | 123 | 7,249 | 4,883 | 2,366 | 6,559 | Nov. |
| 12月 | 6,871 | ... | ... | 103 | 7,530 | 4,889 | 2,641 | 6,002 | Dec. |

紡績糸 Spun yarn

| 年 月 | (1) ナイロン糸 Nylon yarn | | | | | | | 単位：トン Unit : t | Year, Quarter and Month |
|-------------|-----------------------------|-----------|--------------|-----------------------------|----------------------------|------------------------|---------------|-------------------------------|--|
| | 生産数量 Production Quantity | | | 受入数量 Receipt Quantity | 出荷数量 Shipments Quantity | | | 在庫数量 Inventory Quantity | |
| | 計 Total | 純 Pure | 混 Blended | | 計 Total | 販売数量 Sales Quantity | その他 Others | | |
| 平成11年 | 1,809 | 1,208 | 601 | 152 | 2,013 | 1,288 | 725 | 100 | C. Y. 1999 2000 2001 2002 2003 |
| 12 | 1,883 | 1,449 | 434 | 19 | 1,896 | 1,557 | 339 | 106 | |
| 13 | 1,803 | 1,394 | 409 | 46 | 1,860 | 1,460 | 400 | 103 | |
| 14 | 1,443 | 975 | 468 | 122 | 1,508 | 1,223 | 285 | 73 | |
| 15 | 1,649 | 1,261 | 388 | 96 | 1,677 | 1,341 | 336 | 82 | |
| 平成13年度 | 1,756 | 1,357 | 399 | 71 | 1,828 | 1,450 | 378 | 84 | F. Y. 2001 2002 |
| 14 | 1,445 | 985 | 460 | 120 | 1,488 | 1,224 | 264 | 77 | |
| 平成15年 1月～3月 | 337 | 258 | 79 | 32 | 344 | 286 | 58 | 77 | Q 1 2003 |
| 4月～6月 | 381 | 286 | 95 | 37 | 399 | 312 | 87 | 75 | Q 2 |
| 7月～9月 | 487 | 388 | 99 | 14 | 495 | 398 | 97 | 64 | Q 3 |
| 10月～12月 | 444 | 329 | 115 | 13 | 439 | 345 | 94 | 82 | Q 4 |
| 平成15年 1月 | 105 | 90 | 15 | 10 | 106 | 94 | 12 | 75 | Jan. 2003 |
| 2月 | 112 | 85 | 27 | 9 | 113 | 92 | 21 | 76 | Feb. |
| 3月 | 120 | 83 | 37 | 13 | 125 | 100 | 25 | 77 | Mar. |
| 4月 | 117 | 87 | 30 | 12 | 124 | 97 | 27 | 75 | Apr. |
| 5月 | 117 | 83 | 34 | 13 | 117 | 88 | 29 | 81 | May |
| 6月 | 147 | 116 | 31 | 12 | 158 | 127 | 31 | 75 | Jun. |
| 7月 | 161 | 124 | 37 | 10 | 162 | 127 | 35 | 77 | Jul. |
| 8月 | 134 | 100 | 34 | 3 | 138 | 110 | 28 | 66 | Aug. |
| 9月 | 192 | 164 | 28 | 1 | 195 | 161 | 34 | 64 | Sep. |
| 10月 | 169 | 131 | 38 | 6 | 174 | 133 | 41 | 63 | Oct. |
| 11月 | 123 | 84 | 39 | 5 | 119 | 94 | 25 | 73 | Nov. |
| 12月 | 152 | 114 | 38 | 2 | 146 | 118 | 28 | 82 | Dec. |

| 年 月 | (2) ビニロン糸 Vinylon yarn | | | | | | | 単位：トン Unit : t | Year, Quarter and Month |
|-------------|-----------------------------|-----------|--------------|-----------------------------|----------------------------|------------------------|---------------|-------------------------------|--|
| | 生産数量 Production Quantity | | | 受入数量 Receipt Quantity | 出荷数量 Shipments Quantity | | | 在庫数量 Inventory Quantity | |
| | 計 Total | 純 Pure | 混 Blended | | 計 Total | 販売数量 Sales Quantity | その他 Others | | |
| 平成11年 | 7,589 | 4,764 | 2,825 | 564 | 8,447 | 7,072 | 1,375 | 537 | C. Y. 1999 2000 2001 2002 2003 |
| 12 | 7,380 | 4,869 | 2,511 | 295 | 7,805 | 6,779 | 1,026 | 411 | |
| 13 | 6,279 | 4,119 | 2,160 | 6 | 6,402 | 5,570 | 832 | 294 | |
| 14 | 5,586 | 3,855 | 1,731 | 15 | 5,732 | 5,189 | 543 | 164 | |
| 15 | 5,937 | 4,941 | 996 | 10 | 5,971 | 4,941 | 1,030 | 140 | |
| 平成13年度 | 6,193 | 4,042 | 2,151 | 8 | 6,280 | 5,582 | 698 | 310 | F. Y. 2001 2002 |
| 14 | 5,314 | 3,984 | 1,330 | 19 | 5,517 | 4,910 | 607 | 127 | |
| 平成15年 1月～3月 | 1,279 | 1,101 | 178 | 7 | 1,323 | 1,128 | 195 | 127 | Q 1 2003 |
| 4月～6月 | 1,500 | 1,236 | 264 | 3 | 1,472 | 1,182 | 290 | 158 | Q 2 |
| 7月～9月 | 1,593 | 1,265 | 328 | - | 1,614 | 1,318 | 296 | 137 | Q 3 |
| 10月～12月 | 1,565 | 1,339 | 226 | - | 1,562 | 1,313 | 249 | 140 | Q 4 |
| 平成15年 1月 | 407 | 349 | 58 | 4 | 411 | 347 | 64 | 164 | Jan. 2003 |
| 2月 | 437 | 373 | 64 | - | 448 | 394 | 54 | 153 | Feb. |
| 3月 | 435 | 379 | 56 | 3 | 464 | 387 | 77 | 127 | Mar. |
| 4月 | 474 | 389 | 85 | - | 480 | 381 | 99 | 121 | Apr. |
| 5月 | 528 | 445 | 83 | 3 | 503 | 377 | 126 | 149 | May |
| 6月 | 498 | 402 | 96 | - | 489 | 424 | 65 | 158 | Jun. |
| 7月 | 528 | 412 | 116 | - | 530 | 415 | 115 | 156 | Jul. |
| 8月 | 520 | 410 | 110 | - | 523 | 446 | 77 | 153 | Aug. |
| 9月 | 545 | 443 | 102 | - | 561 | 457 | 104 | 137 | Sep. |
| 10月 | 570 | 470 | 100 | - | 571 | 473 | 98 | 136 | Oct. |
| 11月 | 501 | 438 | 63 | - | 488 | 419 | 69 | 149 | Nov. |
| 12月 | 494 | 431 | 63 | - | 503 | 421 | 82 | 140 | Dec. |

紡績糸 Spun yarn

| 年 月 | (3) アクリル糸 Acrylic yarn | | | | | | | | 単位：トン Unit: t | Year, Quarter and Month |
|-------------|-----------------------------|-----------|--------------|-----------------------------|----------------------------|------------------------|---------------|-------------------------------|------------------|-------------------------------|
| | 生産数量 Production Quantity | | | 受入数量 Receipt Quantity | 出荷数量 Shipments Quantity | | | 在庫数量 Inventory Quantity | | |
| | 計 Total | 純 Pure | 混 Blended | | 計 Total | 販売数量 Sales Quantity | その他 Others | | | |
| 平成11年 | 65,987 | 41,426 | 24,561 | 3,392 | 69,484 | 52,607 | 16,877 | 5,126 | C. Y. 1999 | |
| 12 | 55,775 | 35,533 | 20,242 | 3,245 | 60,169 | 45,927 | 14,242 | 3,987 | 2000 | |
| 13 | 45,667 | 26,889 | 18,778 | 2,605 | 49,518 | 36,573 | 12,945 | 2,730 | 2001 | |
| 14 | 35,028 | 20,155 | 14,873 | 1,233 | 36,396 | 25,472 | 10,924 | 2,499 | 2002 | |
| 15 | 28,801 | 15,230 | 13,571 | 164 | 29,496 | 21,696 | 7,800 | 1,915 | 2003 | |
| 平成13年度 | 41,930 | 24,184 | 17,746 | 2,461 | 45,333 | 32,929 | 12,404 | 2,877 | F. Y. 2001 | |
| 14 | 34,574 | 19,296 | 15,278 | 734 | 35,924 | 25,867 | 10,057 | 2,117 | 2002 | |
| 平成15年 1月～3月 | 7,574 | 3,924 | 3,650 | 32 | 7,941 | 6,113 | 1,828 | 2,117 | Q 1 2003 | |
| 4月～6月 | 7,666 | 4,001 | 3,665 | 42 | 7,832 | 5,644 | 2,188 | 1,996 | Q 2 | |
| 7月～9月 | 7,291 | 3,822 | 3,469 | 68 | 7,461 | 5,447 | 2,014 | 1,879 | Q 3 | |
| 10月～12月 | 6,270 | 3,483 | 2,787 | 22 | 6,262 | 4,492 | 1,770 | 1,915 | Q 4 | |
| 平成15年 1月 | 2,309 | 1,203 | 1,106 | 13 | 2,151 | 1,672 | 479 | 2,623 | Jan. 2003 | |
| 2月 | 2,659 | 1,389 | 1,270 | 7 | 2,696 | 1,985 | 711 | 2,593 | Feb. | |
| 3月 | 2,606 | 1,332 | 1,274 | 12 | 3,094 | 2,456 | 638 | 2,117 | Mar. | |
| 4月 | 2,560 | 1,316 | 1,244 | 9 | 2,426 | 1,841 | 585 | 2,260 | Apr. | |
| 5月 | 2,475 | 1,302 | 1,173 | 5 | 2,545 | 1,841 | 704 | 2,195 | May | |
| 6月 | 2,631 | 1,383 | 1,248 | 28 | 2,861 | 1,962 | 899 | 1,996 | Jun. | |
| 7月 | 2,641 | 1,332 | 1,309 | 8 | 2,610 | 1,885 | 725 | 2,035 | Jul. | |
| 8月 | 2,255 | 1,222 | 1,033 | 32 | 2,287 | 1,702 | 585 | 2,020 | Aug. | |
| 9月 | 2,395 | 1,268 | 1,127 | 28 | 2,564 | 1,860 | 704 | 1,879 | Sep. | |
| 10月 | 2,181 | 1,169 | 1,012 | 19 | 2,417 | 1,780 | 637 | 1,662 | Oct. | |
| 11月 | 2,124 | 1,177 | 947 | 1 | 1,994 | 1,415 | 579 | 1,799 | Nov. | |
| 12月 | 1,965 | 1,137 | 828 | 2 | 1,851 | 1,297 | 554 | 1,915 | Dec. | |

| 年 月 | (4) ポリエステル糸 Polyester yarn | | | | | | | | 単位：トン Unit: t | Year, Quarter and Month |
|-------------|-------------------------------|-----------|--------------|-----------------------------|----------------------------|------------------------|---------------|-------------------------------|------------------|-------------------------------|
| | 生産数量 Production Quantity | | | 受入数量 Receipt Quantity | 出荷数量 Shipments Quantity | | | 在庫数量 Inventory Quantity | | |
| | 計 Total | 純 Pure | 混 Blended | | 計 Total | 販売数量 Sales Quantity | その他 Others | | | |
| 平成11年 | 81,035 | 27,084 | 53,951 | 7,690 | 90,562 | 53,956 | 36,606 | 7,257 | C. Y. 1999 | |
| 12 | 79,158 | 27,569 | 51,589 | 7,430 | 86,292 | 50,227 | 36,065 | 7,663 | 2000 | |
| 13 | 66,705 | 23,591 | 43,114 | 6,439 | 73,945 | 42,543 | 31,402 | 6,851 | 2001 | |
| 14 | 51,933 | 17,616 | 34,317 | 2,664 | 55,737 | 34,309 | 21,428 | 5,361 | 2002 | |
| 15 | 49,316 | 17,883 | 31,433 | 454 | 51,459 | 32,262 | 19,197 | 3,732 | 2003 | |
| 平成13年度 | 61,963 | 21,829 | 40,134 | 5,923 | 68,550 | 39,904 | 28,646 | 6,678 | F. Y. 2001 | |
| 14 | 50,349 | 17,158 | 33,191 | 1,605 | 53,291 | 33,163 | 20,128 | 5,080 | 2002 | |
| 平成15年 1月～3月 | 11,964 | 4,222 | 7,742 | 121 | 12,395 | 7,778 | 4,617 | 5,080 | Q 1 2003 | |
| 4月～6月 | 12,457 | 4,407 | 8,050 | 97 | 13,088 | 8,214 | 4,874 | 4,575 | Q 2 | |
| 7月～9月 | 12,164 | 4,519 | 7,645 | 99 | 12,283 | 7,638 | 4,645 | 4,572 | Q 3 | |
| 10月～12月 | 12,731 | 4,735 | 7,996 | 137 | 13,693 | 8,632 | 5,061 | 3,732 | Q 4 | |
| 平成15年 1月 | 3,854 | 1,364 | 2,490 | 23 | 4,042 | 2,537 | 1,505 | 5,197 | Jan. 2003 | |
| 2月 | 4,013 | 1,443 | 2,570 | 32 | 3,957 | 2,588 | 1,369 | 5,305 | Feb. | |
| 3月 | 4,097 | 1,415 | 2,682 | 66 | 4,396 | 2,653 | 1,743 | 5,080 | Mar. | |
| 4月 | 4,231 | 1,500 | 2,731 | 22 | 4,321 | 2,757 | 1,564 | 5,023 | Apr. | |
| 5月 | 4,032 | 1,385 | 2,647 | 47 | 4,392 | 2,696 | 1,696 | 4,718 | May | |
| 6月 | 4,194 | 1,522 | 2,672 | 28 | 4,375 | 2,761 | 1,614 | 4,575 | Jun. | |
| 7月 | 4,102 | 1,513 | 2,589 | 35 | 4,147 | 2,585 | 1,562 | 4,574 | Jul. | |
| 8月 | 3,720 | 1,461 | 2,259 | 23 | 3,757 | 2,395 | 1,362 | 4,570 | Aug. | |
| 9月 | 4,342 | 1,545 | 2,797 | 41 | 4,379 | 2,658 | 1,721 | 4,572 | Sep. | |
| 10月 | 4,418 | 1,654 | 2,764 | 53 | 4,400 | 2,847 | 1,553 | 4,648 | Oct. | |
| 11月 | 4,179 | 1,572 | 2,607 | 48 | 4,444 | 2,839 | 1,605 | 4,413 | Nov. | |
| 12月 | 4,134 | 1,509 | 2,625 | 36 | 4,849 | 2,946 | 1,903 | 3,732 | Dec. | |

紡績糸 Spun yarn

| 年 月 | (5) その他の合成繊維糸 Other synthetic fiber yarn | | | | | | | 単位：トン Unit：t | Year, Quarter and Month |
|-------------|---|-----------|--------------|-----------------------------|----------------------------|------------------------|---------------|-------------------------------|--|
| | 生産数量 Production Quantity | | | 受入数量 Receipt Quantity | 出荷数量 Shipments Quantity | | | 在庫数量 Inventory Quantity | |
| | 計 Total | 純 Pure | 混 Blended | | 計 Total | 販売数量 Sales Quantity | その他 Others | | |
| 平成11年 | 2,300 | ... | ... | 127 | 2,477 | 1,882 | 595 | 50 | C. Y. 1999 2000 2001 2002 2003 |
| 12 | 2,229 | ... | ... | 222 | 2,457 | 1,817 | 640 | 39 | |
| 13 | 2,025 | ... | ... | 1,150 | 3,091 | 1,677 | 1,414 | 125 | |
| 14 | 1,510 | ... | ... | 787 | 2,249 | 1,328 | 921 | 139 | |
| 15 | 1,635 | ... | ... | 809 | 2,421 | 1,430 | 991 | 133 | |
| 平成13年度 | 1,876 | ... | ... | 1,043 | 2,786 | 1,553 | 1,233 | 190 | F. Y. 2001 2002 |
| 14 | 1,528 | ... | ... | 780 | 2,296 | 1,314 | 982 | 166 | |
| 平成15年 1月～3月 | 397 | ... | ... | 206 | 567 | 308 | 259 | 166 | Q 1 2003 |
| 4月～6月 | 431 | ... | ... | 201 | 622 | 375 | 247 | 167 | Q 2 |
| 7月～9月 | 436 | ... | ... | 184 | 631 | 397 | 234 | 137 | Q 3 |
| 10月～12月 | 371 | ... | ... | 218 | 601 | 350 | 251 | 133 | Q 4 |
| 平成15年 1月 | 121 | ... | ... | 81 | 179 | 79 | 100 | 159 | J a n . 2003 |
| 2月 | 139 | ... | ... | 56 | 199 | 124 | 75 | 152 | F e b . |
| 3月 | 137 | ... | ... | 69 | 189 | 105 | 84 | 166 | M a r . |
| 4月 | 144 | ... | ... | 57 | 203 | 117 | 86 | 161 | A p r . |
| 5月 | 142 | ... | ... | 73 | 189 | 110 | 79 | 184 | M a y |
| 6月 | 145 | ... | ... | 71 | 230 | 148 | 82 | 167 | J u n . |
| 7月 | 159 | ... | ... | 84 | 248 | 153 | 95 | 159 | J u l . |
| 8月 | 132 | ... | ... | 51 | 192 | 119 | 73 | 134 | A u g . |
| 9月 | 145 | ... | ... | 49 | 191 | 125 | 66 | 137 | S e p . |
| 10月 | 138 | ... | ... | 86 | 216 | 127 | 89 | 145 | O c t . |
| 11月 | 107 | ... | ... | 69 | 204 | 116 | 88 | 125 | N o v . |
| 12月 | 126 | ... | ... | 63 | 181 | 107 | 74 | 133 | D e c . |

紡績糸純・混紡糸別生産内訳

Spun yarn-Breakdown of production by Blended yarn with other Pure and Blended yarn

| 年 月 | 綿糸 (コンデンサー糸を含む) Cotton yarn (condenser yarn included) | | | | | | | | | | | | Year, Quarter and Month | |
|-------------|--|-----------------|---------------------|------------------------|-----------|-------------------------|---------------|-----------------|-----------------|---------------------|---------------|-------|--|------|
| | 単位：トン Unit：t | | | | | | | | | | | | | |
| | 計 Total | 純糸 Pure yarn | 混紡糸 Blended yarn | 混紡相手繊維 Blended yarn | | | | | | | | | | |
| 綿 Cotton | | | | 毛 Woolen | 麻 Flax | ビスコース Viscose Staple | ナイロン Nylon | ビニロン Vinylon | アクリル Acrylic | ポリエステル Polyester | その他 Others | | | |
| 平成11年 | 171,000 | 157,941 | 13,059 | ... | 256 | 1,548 | 2,321 | 25 | ... | 124 | 871 | 7,914 | C. Y. 1999 2000 2001 2002 2003 | |
| 12 | 158,789 | 144,499 | 14,290 | ... | 237 | 1,647 | 2,826 | 41 | ... | 151 | 743 | 8,645 | | |
| 13 | 139,479 | 125,787 | 13,692 | ... | 170 | 907 | 2,741 | 46 | ... | 176 | 744 | 8,908 | | |
| 14 | 122,165 | 111,417 | 10,748 | ... | 345 | 1,386 | 2,135 | 117 | 513 | 408 | 523 | 5,321 | | |
| 15 | 107,455 | 97,596 | 9,859 | ... | 332 | 1,726 | 1,637 | 140 | 225 | 237 | 330 | 5,232 | | |
| 平成13年度 | 134,671 | 121,035 | 13,636 | ... | 197 | 1,099 | 2,815 | 48 | 143 | 344 | 788 | 8,202 | F. Y. 2001 2002 | |
| 14 | 118,708 | 108,892 | 9,816 | ... | 335 | 1,379 | 1,807 | 142 | 433 | 280 | 414 | 5,026 | | |
| 平成15年 | 1月～3月 | 28,469 | 26,137 | 2,332 | ... | 47 | 467 | 403 | 31 | 63 | 65 | 1,177 | Q 1 | 2003 |
| | 4月～6月 | 28,165 | 25,686 | 2,479 | ... | 169 | 305 | 425 | 36 | 46 | 65 | 1,355 | Q 2 | |
| | 7月～9月 | 24,039 | 21,745 | 2,294 | ... | 70 | 356 | 402 | 41 | 37 | 67 | 1,247 | Q 3 | |
| | 10月～12月 | 26,782 | 24,028 | 2,754 | ... | 46 | 598 | 407 | 32 | 79 | 40 | 1,453 | Q 4 | |
| 平成15年 | 1月 | 9,025 | 8,279 | 746 | ... | 11 | 148 | 147 | 6 | 18 | 11 | 377 | Jan. | 2003 |
| | 2月 | 9,613 | 8,836 | 777 | ... | 13 | 177 | 125 | 12 | 20 | 31 | 369 | Feb. | |
| | 3月 | 9,831 | 9,022 | 809 | ... | 23 | 142 | 131 | 13 | 25 | 23 | 431 | Mar. | |
| | 4月 | 9,925 | 9,102 | 823 | ... | 46 | 109 | 124 | 11 | 19 | 21 | 466 | Apr. | |
| | 5月 | 8,997 | 8,172 | 825 | ... | 55 | 113 | 147 | 11 | 14 | 20 | 441 | May | |
| | 6月 | 9,243 | 8,412 | 831 | ... | 68 | 83 | 154 | 14 | 13 | 24 | 448 | Jun. | |
| | 7月 | 8,382 | 7,585 | 797 | ... | 40 | 98 | 129 | 11 | 12 | 27 | 450 | Jul. | |
| | 8月 | 6,919 | 6,235 | 684 | ... | 15 | 101 | 117 | 16 | 16 | 17 | 384 | Aug. | |
| | 9月 | 8,738 | 7,925 | 813 | ... | 15 | 157 | 156 | 14 | 9 | 23 | 413 | Sep. | |
| | 10月 | 9,233 | 8,361 | 872 | ... | 15 | 169 | 136 | 13 | 12 | 25 | 466 | Oct. | |
| | 11月 | 8,826 | 7,916 | 910 | ... | 21 | 213 | 119 | 11 | 30 | 6 | 474 | Nov. | |
| | 12月 | 8,723 | 7,751 | 972 | ... | 10 | 216 | 152 | 8 | 37 | 9 | 513 | Dec. | |

| 年 月 | 毛糸計 (①～②) Woolen and worsted yarn total | | | | | | | | | | | | Year, Quarter and Month | | |
|-------------|--|-----------------|---------------------|------------------------|-----------|-------------------------|---------------|-----------------|-----------------|---------------------|---------------|-----|--|------|------|
| | 単位：トン Unit：t | | | | | | | | | | | | | | |
| | 計 Total | 純糸 Pure yarn | 混紡糸 Blended yarn | 混紡相手繊維 Blended yarn | | | | | | | | | | | |
| 綿 Cotton | | | | 毛 Woolen | 麻 Flax | ビスコース Viscose Staple | ナイロン Nylon | ビニロン Vinylon | アクリル Acrylic | ポリエステル Polyester | その他 Others | | | | |
| 平成11年 | 41,997 | 28,803 | 13,194 | 71 | ... | 17 | 1,791 | 4,360 | ... | 483 | 5,490 | 982 | C. Y. 1999 2000 2001 2002 2003 | | |
| 12 | 33,695 | 22,391 | 11,304 | 82 | ... | 12 | 1,585 | 3,592 | ... | 290 | 4,973 | 770 | | | |
| 13 | 29,584 | 19,490 | 10,094 | 39 | ... | 16 | 1,466 | 3,181 | ... | 232 | 4,327 | 833 | | | |
| 14 | 25,665 | 16,937 | 8,728 | 115 | ... | 92 | 1,343 | 1,962 | ... | 361 | 4,035 | 820 | | | |
| 15 | 20,062 | 12,385 | 7,677 | 192 | ... | 46 | 1,134 | 1,699 | - | 202 | 3,596 | 808 | | | |
| 平成13年度 | 29,211 | 19,407 | 9,804 | 42 | ... | 22 | 1,508 | 2,872 | - | 311 | 4,217 | 832 | F. Y. 2001 2002 | | |
| 14 | 24,297 | 15,770 | 8,527 | 143 | ... | 92 | 1,272 | 1,891 | - | 305 | 3,972 | 852 | | | |
| 平成15年 | 1月～3月 | 5,150 | 3,285 | 1,865 | 39 | ... | 11 | 294 | 382 | - | 60 | 863 | 216 | Q 1 | 2003 |
| | 4月～6月 | 5,431 | 3,488 | 1,943 | 49 | ... | 9 | 283 | 398 | - | 70 | 948 | 186 | Q 2 | |
| | 7月～9月 | 5,025 | 2,948 | 2,077 | 51 | ... | 12 | 281 | 515 | - | 54 | 931 | 233 | Q 3 | |
| | 10月～12月 | 4,456 | 2,664 | 1,792 | 53 | ... | 14 | 276 | 404 | - | 18 | 854 | 173 | Q 4 | |
| 平成15年 | 1月 | 1,676 | 1,067 | 609 | 7 | ... | 5 | 91 | 119 | - | 18 | 297 | 72 | Jan. | 2003 |
| | 2月 | 1,686 | 1,085 | 601 | 4 | ... | 2 | 100 | 132 | - | 26 | 267 | 70 | Feb. | |
| | 3月 | 1,788 | 1,133 | 655 | 28 | ... | 4 | 103 | 131 | - | 16 | 299 | 74 | Mar. | |
| | 4月 | 1,834 | 1,220 | 614 | 11 | ... | - | 93 | 113 | - | 13 | 318 | 66 | Apr. | |
| | 5月 | 1,804 | 1,151 | 653 | 17 | ... | 5 | 98 | 157 | - | 22 | 313 | 41 | May | |
| | 6月 | 1,793 | 1,117 | 676 | 21 | ... | 4 | 92 | 128 | - | 35 | 317 | 79 | Jun. | |
| | 7月 | 1,764 | 1,065 | 699 | 31 | ... | 5 | 94 | 165 | - | 16 | 297 | 91 | Jul. | |
| | 8月 | 1,583 | 944 | 639 | 10 | ... | 4 | 90 | 153 | - | 17 | 299 | 66 | Aug. | |
| | 9月 | 1,678 | 939 | 739 | 10 | ... | 3 | 97 | 197 | - | 21 | 335 | 76 | Sep. | |
| | 10月 | 1,644 | 968 | 676 | 29 | ... | 6 | 94 | 152 | - | 6 | 315 | 74 | Oct. | |
| | 11月 | 1,427 | 847 | 580 | 15 | ... | 2 | 101 | 131 | - | 6 | 274 | 51 | Nov. | |
| | 12月 | 1,385 | 849 | 536 | 9 | ... | 6 | 81 | 121 | - | 6 | 265 | 48 | Dec. | |

紡績糸純・混紡糸別生産内訳

Spun yarn-Breakdown of production by Blended yarn with other Pure and Blended yarn

| 年 月 | ① そ毛糸 Worsted yarn | | | | | | | | | | | | Year, Quarter and Month | |
|--------|------------------------|-----------------|---------------------|-------------|-------------|-----------|--------------------------|---------------|-----------------|-----------------|---------------------|---------------|--|------|
| | 混紡相手繊維 Blended yarn | | | | | | | | | | | | | |
| | 計 Total | 純糸 Pure yarn | 混紡糸 Blended yarn | 綿 Cotton | 毛 Woolen | 麻 Flax | ビスコース7 Viscose Staple | ナイロン Nylon | ビニロン Vinylon | アクリル Acrylic | ポリエステル Polyester | その他 Others | | |
| 平成11年 | 31,560 | 23,428 | 8,132 | 30 | ... | 17 | 1,786 | 145 | ... | 445 | 5,458 | 251 | C. Y. 1999 2000 2001 2002 2003 | |
| 12 | 24,283 | 17,085 | 7,198 | 40 | ... | 12 | 1,583 | 123 | ... | 274 | 4,970 | 196 | | |
| 13 | 20,965 | 14,577 | 6,388 | 21 | ... | 16 | 1,466 | 175 | ... | 187 | 4,327 | 196 | | |
| 14 | 18,196 | 12,223 | 5,973 | 93 | ... | 92 | 1,343 | 130 | ... | 226 | 4,024 | 65 | | |
| 15 | 13,399 | 8,264 | 5,135 | 132 | ... | 46 | 1,121 | 91 | - | 115 | 3,523 | 107 | | |
| 平成13年度 | 20,858 | 14,499 | 6,359 | 25 | ... | 22 | 1,508 | 182 | - | 233 | 4,212 | 177 | F. Y. 2001 2002 | |
| 14 | 17,108 | 11,302 | 5,806 | 122 | ... | 92 | 1,262 | 125 | - | 187 | 3,946 | 72 | | |
| 平成15年 | 3,606 | 2,343 | 1,263 | 36 | ... | 11 | 284 | 25 | - | 44 | 843 | 20 | Q 1 | 2003 |
| 1月～3月 | 3,662 | 2,324 | 1,338 | 36 | ... | 9 | 283 | 30 | - | 35 | 930 | 15 | Q 2 | |
| 4月～6月 | 3,277 | 1,940 | 1,337 | 39 | ... | 12 | 279 | 21 | - | 36 | 914 | 36 | Q 3 | |
| 7月～9月 | 2,854 | 1,657 | 1,197 | 21 | ... | 14 | 275 | 15 | - | - | 836 | 36 | Q 4 | |
| 平成15年 | 1,187 | 773 | 414 | 7 | ... | 5 | 87 | 3 | - | 13 | 292 | 7 | Jan. | 2003 |
| 1月 | 1,177 | 772 | 405 | 3 | ... | 2 | 95 | 17 | - | 21 | 258 | 9 | Feb. | |
| 2月 | 1,242 | 798 | 444 | 26 | ... | 4 | 102 | 5 | - | 10 | 293 | 4 | Mar. | |
| 3月 | 1,260 | 830 | 430 | 7 | ... | - | 93 | 9 | - | 5 | 312 | 4 | Apr. | |
| 4月 | 1,210 | 759 | 451 | 13 | ... | 5 | 98 | 12 | - | 11 | 307 | 5 | May | |
| 5月 | 1,192 | 735 | 457 | 16 | ... | 4 | 92 | 9 | - | 19 | 311 | 6 | Jun. | |
| 6月 | 1,152 | 709 | 443 | 26 | ... | 5 | 94 | 2 | - | 10 | 291 | 15 | Jul. | |
| 7月 | 1,045 | 628 | 417 | 6 | ... | 4 | 88 | 8 | - | 11 | 294 | 6 | Aug. | |
| 8月 | 1,080 | 603 | 477 | 7 | ... | 3 | 97 | 11 | - | 15 | 329 | 15 | Sep. | |
| 9月 | 1,049 | 618 | 431 | 1 | ... | 6 | 93 | 6 | - | - | 309 | 16 | Oct. | |
| 10月 | 927 | 527 | 400 | 11 | ... | 2 | 101 | 4 | - | - | 268 | 14 | Nov. | |
| 11月 | 878 | 512 | 366 | 9 | ... | 6 | 81 | 5 | - | - | 259 | 6 | Dec. | |

| 年 月 | ② 紡毛糸 Woolen yarn | | | | | | | | | | | | Year, Quarter and Month | |
|--------|------------------------|-----------------|---------------------|-------------|-------------|-----------|--------------------------|---------------|-----------------|-----------------|---------------------|---------------|--|------|
| | 混紡相手繊維 Blended yarn | | | | | | | | | | | | | |
| | 計 Total | 純糸 Pure yarn | 混紡糸 Blended yarn | 綿 Cotton | 毛 Woolen | 麻 Flax | ビスコース7 Viscose Staple | ナイロン Nylon | ビニロン Vinylon | アクリル Acrylic | ポリエステル Polyester | その他 Others | | |
| 平成11年 | 10,437 | 5,375 | 5,062 | 41 | ... | - | 5 | 4,215 | ... | 38 | 32 | 731 | C. Y. 1999 2000 2001 2002 2003 | |
| 12 | 9,412 | 5,306 | 4,106 | 42 | ... | - | 2 | 3,469 | ... | 16 | 3 | 574 | | |
| 13 | 8,619 | 4,913 | 3,706 | 18 | ... | - | - | 3,006 | ... | 45 | - | 637 | | |
| 14 | 7,469 | 4,714 | 2,755 | 22 | ... | - | - | 1,832 | ... | 135 | 11 | 755 | | |
| 15 | 6,663 | 4,121 | 2,542 | 60 | ... | - | 13 | 1,608 | - | 87 | 73 | 701 | | |
| 平成13年度 | 8,353 | 4,908 | 3,445 | 17 | ... | - | - | 2,690 | - | 78 | 5 | 655 | F. Y. 2001 2002 | |
| 14 | 7,189 | 4,468 | 2,721 | 21 | ... | - | 10 | 1,766 | - | 118 | 26 | 780 | | |
| 平成15年 | 1,544 | 942 | 602 | 3 | ... | - | 10 | 357 | - | 16 | 20 | 196 | Q 1 | 2003 |
| 1月～3月 | 1,769 | 1,164 | 605 | 13 | ... | - | - | 368 | - | 35 | 18 | 171 | Q 2 | |
| 4月～6月 | 1,748 | 1,008 | 740 | 12 | ... | - | 2 | 494 | - | 18 | 17 | 197 | Q 3 | |
| 7月～9月 | 1,602 | 1,007 | 595 | 32 | ... | - | 1 | 389 | - | 18 | 18 | 137 | Q 4 | |
| 平成15年 | 489 | 294 | 195 | - | ... | - | 4 | 116 | - | 5 | 5 | 65 | Jan. | 2003 |
| 1月 | 509 | 313 | 196 | 1 | ... | - | 5 | 115 | - | 5 | 9 | 61 | Feb. | |
| 2月 | 546 | 335 | 211 | 2 | ... | - | 1 | 126 | - | 6 | 6 | 70 | Mar. | |
| 3月 | 574 | 390 | 184 | 4 | ... | - | - | 104 | - | 8 | 6 | 62 | Apr. | |
| 4月 | 594 | 392 | 202 | 4 | ... | - | - | 145 | - | 11 | 6 | 36 | May | |
| 5月 | 601 | 382 | 219 | 5 | ... | - | - | 119 | - | 16 | 6 | 73 | Jun. | |
| 6月 | 612 | 356 | 256 | 5 | ... | - | - | 163 | - | 6 | 6 | 76 | Jul. | |
| 7月 | 538 | 316 | 222 | 4 | ... | - | 2 | 145 | - | 6 | 5 | 60 | Aug. | |
| 8月 | 598 | 336 | 262 | 3 | ... | - | - | 186 | - | 6 | 6 | 61 | Sep. | |
| 9月 | 595 | 350 | 245 | 28 | ... | - | 1 | 146 | - | 6 | 6 | 58 | Oct. | |
| 10月 | 500 | 320 | 180 | 4 | ... | - | - | 127 | - | 6 | 6 | 37 | Nov. | |
| 11月 | 507 | 337 | 170 | - | ... | - | - | 116 | - | 6 | 6 | 42 | Dec. | |

紡績糸純・混紡糸別生産内訳

Spun yarn-Breakdown of production by Blended yarn with other Pure and Blended yarn

| 年 月 | 麻糸 Flax yarn | | | | | | | | | | | | 単位：トン Unit：t | Year, Quarter and Month |
|--------|-----------------|-----------------|---------------------|------------------------|-------------|-----------|--------------------------|---------------|-----------------|-----------------|---------------------|---------------|--|--|
| | 計 Total | 純糸 Pure yarn | 混紡糸 Blended yarn | 混紡相手繊維 Blended yarn | | | | | | | | | | |
| | | | | 綿 Cotton | 毛 Woolen | 麻 Flax | ビスコースフ Viscose Staple | ナイロン Nylon | ビニロン Vinylon | アクリル Acrylic | ポリエステル Polyester | その他 Others | | |
| 平成11年 | 998 | 532 | 466 | 138 | 1 | ... | 271 | - | ... | - | 55 | 1 | C. Y. 1999 2000 2001 2002 2003 | |
| 12 | 899 | 415 | 484 | 165 | 3 | ... | 299 | - | ... | - | 16 | 1 | | |
| 13 | 459 | 266 | 193 | 59 | - | ... | 134 | - | ... | - | - | - | | |
| 14 | 908 | 560 | 348 | 68 | - | ... | 200 | - | ... | - | 76 | 4 | | |
| 15 | 794 | 437 | 357 | 108 | - | ... | 235 | 1 | - | - | 11 | 2 | | |
| 平成13年度 | 473 | 321 | 152 | 45 | - | ... | 90 | - | - | - | 17 | - | F. Y. 2001 2002 | |
| 14 | 1,060 | 592 | 468 | 85 | - | ... | 316 | - | - | - | 61 | 6 | | |
| 平成15年 | 1月～3月 | 306 | 147 | 159 | 31 | - | ... | 124 | - | - | - | 2 | 2 | Q 1 Q 2 Q 3 Q 4 |
| | 4月～6月 | 148 | 79 | 69 | 20 | - | ... | 49 | - | - | - | - | - | |
| | 7月～9月 | 144 | 92 | 52 | 26 | - | ... | 21 | - | - | - | 5 | - | |
| | 10月～12月 | 196 | 119 | 77 | 31 | - | ... | 41 | 1 | - | - | 4 | - | |
| 平成15年 | 1月 | 110 | 49 | 61 | 9 | - | ... | 48 | - | - | - | 2 | 2 | Jan. 2003 Feb. Mar. Apr. May Jun. Jul. Aug. Sep. Oct. Nov. Dec. |
| | 2月 | 112 | 57 | 55 | 12 | - | ... | 43 | - | - | - | - | - | |
| | 3月 | 84 | 41 | 43 | 10 | - | ... | 33 | - | - | - | - | - | |
| | 4月 | 64 | 29 | 35 | 11 | - | ... | 24 | - | - | - | - | - | |
| | 5月 | 43 | 24 | 19 | 4 | - | ... | 15 | - | - | - | - | - | |
| | 6月 | 41 | 26 | 15 | 5 | - | ... | 10 | - | - | - | - | - | |
| | 7月 | 41 | 29 | 12 | 7 | - | ... | 5 | - | - | - | - | - | |
| | 8月 | 49 | 26 | 23 | 8 | - | ... | 10 | - | - | - | 5 | - | |
| | 9月 | 54 | 37 | 17 | 11 | - | ... | 6 | - | - | - | - | - | |
| | 10月 | 71 | 47 | 24 | 9 | - | ... | 14 | 1 | - | - | - | - | |
| | 11月 | 63 | 39 | 24 | 13 | - | ... | 11 | - | - | - | - | - | |
| | 12月 | 62 | 33 | 29 | 9 | - | ... | 16 | - | - | - | 4 | - | |

| 年 月 | ビスコーススフ糸 (コンデンサー糸を含む) Viscose spun rayon yarn (condenser yarn included) | | | | | | | | | | | | 単位：トン Unit：t | Year, Quarter and Month |
|--------|--|-----------------|---------------------|------------------------|-------------|-----------|--------------------------|---------------|-----------------|-----------------|---------------------|---------------|--|--|
| | 計 Total | 純糸 Pure yarn | 混紡糸 Blended yarn | 混紡相手繊維 Blended yarn | | | | | | | | | | |
| | | | | 綿 Cotton | 毛 Woolen | 麻 Flax | ビスコースフ Viscose Staple | ナイロン Nylon | ビニロン Vinylon | アクリル Acrylic | ポリエステル Polyester | その他 Others | | |
| 平成11年 | 25,188 | 18,702 | 6,486 | 4,227 | 230 | 1,404 | ... | 22 | ... | 83 | 281 | 239 | C. Y. 1999 2000 2001 2002 2003 | |
| 12 | 22,331 | 16,770 | 5,561 | 3,212 | 138 | 1,498 | ... | 15 | ... | 82 | 359 | 257 | | |
| 13 | 18,153 | 13,316 | 4,837 | 2,828 | 70 | 1,258 | ... | 3 | ... | 90 | 279 | 309 | | |
| 14 | 12,104 | 8,726 | 3,378 | 2,049 | 76 | 677 | ... | 11 | ... | 36 | 192 | 337 | | |
| 15 | 11,645 | 7,730 | 3,915 | 2,411 | 147 | 529 | ... | 2 | - | 70 | 158 | 598 | | |
| 平成13年度 | 16,103 | 11,865 | 4,238 | 2,585 | 59 | 952 | ... | 1 | - | 52 | 268 | 321 | F. Y. 2001 2002 | |
| 14 | 11,910 | 8,375 | 3,535 | 2,192 | 83 | 648 | ... | 11 | - | 42 | 167 | 392 | | |
| 平成15年 | 1月～3月 | 2,827 | 1,894 | 933 | 595 | 24 | 151 | ... | - | - | 10 | 43 | 110 | Q 1 Q 2 Q 3 Q 4 |
| | 4月～6月 | 2,897 | 1,870 | 1,027 | 654 | 66 | 92 | ... | 2 | - | 32 | 52 | 129 | |
| | 7月～9月 | 2,785 | 1,911 | 874 | 517 | 33 | 137 | ... | - | - | 11 | 27 | 149 | |
| | 10月～12月 | 3,136 | 2,055 | 1,081 | 645 | 24 | 149 | ... | - | - | 17 | 36 | 210 | |
| 平成15年 | 1月 | 966 | 667 | 299 | 193 | 10 | 43 | ... | - | - | 3 | 12 | 38 | Jan. 2003 Feb. Mar. Apr. May Jun. Jul. Aug. Sep. Oct. Nov. Dec. |
| | 2月 | 877 | 605 | 272 | 185 | 8 | 38 | ... | - | - | - | 12 | 29 | |
| | 3月 | 984 | 622 | 362 | 217 | 6 | 70 | ... | - | - | 7 | 19 | 43 | |
| | 4月 | 993 | 634 | 359 | 223 | 24 | 29 | ... | - | - | 24 | 26 | 33 | |
| | 5月 | 980 | 665 | 315 | 190 | 26 | 36 | ... | - | - | - | 24 | 39 | |
| | 6月 | 924 | 571 | 353 | 241 | 16 | 27 | ... | 2 | - | 8 | 2 | 57 | |
| | 7月 | 964 | 598 | 366 | 218 | 15 | 81 | ... | - | - | 3 | 7 | 42 | |
| | 8月 | 832 | 606 | 226 | 134 | 12 | 29 | ... | - | - | 8 | 3 | 40 | |
| | 9月 | 989 | 707 | 282 | 165 | 6 | 27 | ... | - | - | - | 17 | 67 | |
| | 10月 | 1,029 | 699 | 330 | 205 | 8 | 44 | ... | - | - | - | 8 | 65 | |
| | 11月 | 1,051 | 687 | 364 | 216 | 15 | 53 | ... | - | - | - | 14 | 66 | |
| | 12月 | 1,056 | 669 | 387 | 224 | 1 | 52 | ... | - | - | 17 | 14 | 79 | |

紡績糸純・混紡糸別生産内訳

Spun yarn-Breakdown of production by Blended yarn with other Pure and Blended yarn

| 年 月 | ナイロン糸 Nylon yarn | | | | | | | | | | | | Year, Quarter and Month | |
|--------|---------------------|-----------------|---------------------|------------------------|-------------|-----------|-------------------------|---------------|-----------------|-----------------|---------------------|---------------|--|------|
| | 計 Total | 純糸 Pure yarn | 混紡糸 Blended yarn | 混紡相手繊維 Blended yarn | | | | | | | | | | |
| | | | | 綿 Cotton | 毛 Woolen | 麻 Flax | ビスコース Viscose Staple | ナイロン Nylon | ビニロン Vinylon | アクリル Acrylic | ポリエステル Polyester | その他 Others | | |
| 平成11年 | 1,809 | 1,208 | 601 | 89 | 145 | - | 59 | ... | ... | 4 | 96 | 208 | C. Y. 1999 2000 2001 2002 2003 | |
| 12 | 1,883 | 1,449 | 434 | 74 | 59 | - | 41 | ... | ... | 1 | 102 | 157 | | |
| 13 | 1,803 | 1,394 | 409 | 53 | 65 | - | 4 | ... | ... | 8 | 120 | 159 | | |
| 14 | 1,443 | 975 | 468 | 59 | 107 | 2 | 29 | ... | ... | 48 | 106 | 117 | | |
| 15 | 1,649 | 1,261 | 388 | 58 | 117 | 2 | 30 | ... | - | 35 | 28 | 118 | | |
| 平成13年度 | 1,756 | 1,357 | 399 | 57 | 84 | - | 2 | ... | - | 20 | 92 | 144 | F. Y. 2001 2002 | |
| 14 | 1,445 | 985 | 460 | 65 | 103 | 2 | 35 | ... | - | 48 | 96 | 111 | | |
| 平成15年 | 337 | 258 | 79 | 15 | 22 | - | 6 | ... | - | 12 | 2 | 22 | Q 1 | 2003 |
| 1月～3月 | 381 | 286 | 95 | 11 | 26 | - | 12 | ... | - | 12 | 4 | 30 | Q 2 | |
| 4月～6月 | 487 | 388 | 99 | 14 | 37 | - | 5 | ... | - | 5 | 8 | 30 | Q 3 | |
| 7月～9月 | 444 | 329 | 115 | 18 | 32 | 2 | 7 | ... | - | 6 | 14 | 36 | Q 4 | |
| 平成15年 | 105 | 90 | 15 | 2 | 1 | - | 3 | ... | - | 4 | - | 5 | Jan. | 2003 |
| 1月 | 112 | 85 | 27 | 4 | 10 | - | 1 | ... | - | 4 | - | 8 | Feb. | |
| 2月 | 120 | 83 | 37 | 9 | 11 | - | 2 | ... | - | 4 | 2 | 9 | Mar. | |
| 3月 | 117 | 87 | 30 | 4 | 7 | - | 5 | ... | - | 4 | - | 10 | Apr. | |
| 4月 | 117 | 83 | 34 | 6 | 9 | - | 6 | ... | - | 4 | - | 9 | May | |
| 5月 | 147 | 116 | 31 | 1 | 10 | - | 1 | ... | - | 4 | 4 | 11 | Jun. | |
| 6月 | 161 | 124 | 37 | 2 | 11 | - | 2 | ... | - | 4 | 6 | 12 | Jul. | |
| 7月 | 134 | 100 | 34 | 11 | 12 | - | 2 | ... | - | 1 | - | 8 | Aug. | |
| 8月 | 192 | 164 | 28 | 1 | 14 | - | 1 | ... | - | - | 2 | 10 | Sep. | |
| 9月 | 169 | 131 | 38 | 2 | 10 | - | 2 | ... | - | 2 | 7 | 15 | Oct. | |
| 10月 | 123 | 84 | 39 | 9 | 13 | - | 3 | ... | - | 2 | 1 | 11 | Nov. | |
| 11月 | 152 | 114 | 38 | 7 | 9 | 2 | 2 | ... | - | 2 | 6 | 10 | Dec. | |

| 年 月 | ビニロン糸 Vinylon yarn | | | | | | | | | | | | Year, Quarter and Month | |
|--------|-----------------------|-----------------|---------------------|------------------------|-------------|-----------|-------------------------|---------------|-----------------|-----------------|---------------------|---------------|--|------|
| | 計 Total | 純糸 Pure yarn | 混紡糸 Blended yarn | 混紡相手繊維 Blended yarn | | | | | | | | | | |
| | | | | 綿 Cotton | 毛 Woolen | 麻 Flax | ビスコース Viscose Staple | ナイロン Nylon | ビニロン Vinylon | アクリル Acrylic | ポリエステル Polyester | その他 Others | | |
| 平成11年 | 7,589 | 4,764 | 2,825 | 1,217 | - | - | 309 | 22 | ... | - | 1,216 | 61 | C. Y. 1999 2000 2001 2002 2003 | |
| 12 | 7,380 | 4,869 | 2,511 | 816 | 2 | 14 | 248 | 2 | ... | - | 1,291 | 138 | | |
| 13 | 6,279 | 4,119 | 2,160 | 622 | - | 14 | 349 | - | ... | - | 1,153 | 22 | | |
| 14 | 5,586 | 3,855 | 1,731 | 534 | - | 19 | 400 | - | ... | - | 778 | - | | |
| 15 | 5,937 | 4,941 | 996 | 769 | - | 19 | 194 | - | ... | 2 | 12 | - | | |
| 平成13年度 | 6,193 | 4,042 | 2,151 | 550 | - | 4 | 409 | - | ... | - | 1,171 | 17 | F. Y. 2001 2002 | |
| 14 | 5,314 | 3,984 | 1,330 | 560 | - | 19 | 294 | - | ... | 1 | 456 | - | | |
| 平成15年 | 1,279 | 1,101 | 178 | 138 | - | - | 38 | - | ... | 1 | 1 | - | Q 1 | 2003 |
| 1月～3月 | 1,500 | 1,236 | 264 | 184 | - | 3 | 65 | - | ... | 1 | 11 | - | Q 2 | |
| 4月～6月 | 1,593 | 1,265 | 328 | 269 | - | 2 | 57 | - | ... | - | - | - | Q 3 | |
| 7月～9月 | 1,565 | 1,339 | 226 | 178 | - | 14 | 34 | - | ... | - | - | - | Q 4 | |
| 平成15年 | 407 | 349 | 58 | 47 | - | - | 11 | - | ... | - | - | - | Jan. | 2003 |
| 1月 | 437 | 373 | 64 | 60 | - | - | 3 | - | ... | 1 | - | - | Feb. | |
| 2月 | 435 | 379 | 56 | 31 | - | - | 24 | - | ... | - | 1 | - | Mar. | |
| 3月 | 474 | 389 | 85 | 40 | - | 3 | 31 | - | ... | - | 11 | - | Apr. | |
| 4月 | 528 | 445 | 83 | 65 | - | - | 18 | - | ... | - | - | - | May | |
| 5月 | 498 | 402 | 96 | 79 | - | - | 16 | - | ... | 1 | - | - | Jun. | |
| 6月 | 528 | 412 | 116 | 111 | - | - | 5 | - | ... | - | - | - | Jul. | |
| 7月 | 520 | 410 | 110 | 85 | - | - | 25 | - | ... | - | - | - | Aug. | |
| 8月 | 545 | 443 | 102 | 73 | - | 2 | 27 | - | ... | - | - | - | Sep. | |
| 9月 | 570 | 470 | 100 | 73 | - | 12 | 15 | - | ... | - | - | - | Oct. | |
| 10月 | 501 | 438 | 63 | 61 | - | 2 | - | - | ... | - | - | - | Nov. | |
| 11月 | 494 | 431 | 63 | 44 | - | - | 19 | - | ... | - | - | - | Dec. | |

紡績糸純・混紡糸別生産内訳

Spun yarn-Breakdown of production by Blended yarn with other Pure and Blended yarn

| 年 月 | アクリル糸 Acrylic yarn | | | | | | | | | | | | Year, Quarter and Month | |
|--------|------------------------|-----------------|---------------------|-------------|-------------|-----------|-------------------------|---------------|-----------------|-----------------|---------------------|---------------|--|-------------------------------|
| | 混紡相手繊維 Blended yarn | | | | | | | | | | | | | |
| | 計 Total | 純糸 Pure yarn | 混紡糸 Blended yarn | 綿 Cotton | 毛 Woolen | 麻 Flax | ビスコース Viscose Staple | ナイロン Nylon | ビニロン Vinylon | アクリル Acrylic | ポリエステル Polyester | その他 Others | | |
| 平成11年 | 65,987 | 41,426 | 24,561 | 8,053 | 10,550 | 565 | 2,579 | 1,812 | ... | ... | 541 | 461 | C. Y. 1999 2000 2001 2002 2003 | |
| 12 | 55,775 | 35,533 | 20,242 | 5,834 | 8,635 | 585 | 2,561 | 1,691 | ... | ... | 537 | 399 | | |
| 13 | 45,667 | 26,889 | 18,778 | 4,630 | 7,912 | 673 | 2,836 | 1,390 | ... | ... | 827 | 510 | | |
| 14 | 35,028 | 20,155 | 14,873 | 4,013 | 6,033 | 244 | 2,395 | 1,435 | ... | ... | 538 | 215 | | |
| 15 | 28,801 | 15,230 | 13,571 | 3,513 | 5,624 | 218 | 2,341 | 1,405 | - | ... | 248 | 222 | | |
| 平成13年度 | 41,930 | 24,184 | 17,746 | 4,337 | 7,582 | 556 | 2,719 | 1,424 | - | ... | 721 | 407 | F. Y. 2001 2002 | |
| 14 | 34,574 | 19,296 | 15,278 | 4,251 | 6,231 | 231 | 2,397 | 1,393 | - | ... | 567 | 208 | | |
| 平成15年 | 1月~3月 | 7,574 | 3,924 | 3,650 | 1,074 | 1,514 | 77 | 489 | 378 | - | ... | 78 | 40 | Q 1 2003 Q 2 Q 3 Q 4 |
| | 4月~6月 | 7,666 | 4,001 | 3,665 | 896 | 1,529 | 14 | 754 | 323 | - | ... | 62 | 87 | |
| | 7月~9月 | 7,291 | 3,822 | 3,469 | 806 | 1,467 | 26 | 711 | 336 | - | ... | 58 | 65 | |
| | 10月~12月 | 6,270 | 3,483 | 2,787 | 737 | 1,114 | 101 | 387 | 368 | - | ... | 50 | 30 | |
| 平成15年 | 1月 | 2,309 | 1,203 | 1,106 | 359 | 421 | 21 | 145 | 129 | - | ... | 25 | 6 | Jan. 2003 |
| | 2月 | 2,659 | 1,389 | 1,270 | 352 | 550 | 29 | 162 | 130 | - | ... | 29 | 18 | Feb. |
| | 3月 | 2,606 | 1,332 | 1,274 | 363 | 543 | 27 | 182 | 119 | - | ... | 24 | 16 | Mar. |
| | 4月 | 2,560 | 1,316 | 1,244 | 334 | 501 | 10 | 233 | 118 | - | ... | 23 | 25 | Apr. |
| | 5月 | 2,475 | 1,302 | 1,173 | 274 | 495 | 2 | 248 | 103 | - | ... | 20 | 31 | May |
| | 6月 | 2,631 | 1,383 | 1,248 | 288 | 533 | 2 | 273 | 102 | - | ... | 19 | 31 | Jun. |
| | 7月 | 2,641 | 1,332 | 1,309 | 310 | 543 | 5 | 288 | 105 | - | ... | 26 | 32 | Jul. |
| | 8月 | 2,255 | 1,222 | 1,033 | 222 | 444 | 13 | 213 | 106 | - | ... | 17 | 18 | Aug. |
| | 9月 | 2,395 | 1,268 | 1,127 | 274 | 480 | 8 | 210 | 125 | - | ... | 15 | 15 | Sep. |
| | 10月 | 2,181 | 1,169 | 1,012 | 245 | 429 | 24 | 162 | 130 | - | ... | 11 | 11 | Oct. |
| | 11月 | 2,124 | 1,177 | 947 | 255 | 369 | 43 | 130 | 129 | - | ... | 12 | 9 | Nov. |
| | 12月 | 1,965 | 1,137 | 828 | 237 | 316 | 34 | 95 | 109 | - | ... | 27 | 10 | Dec. |

| 年 月 | ポリエステル糸 Polyester yarn | | | | | | | | | | | | Year, Quarter and Month | |
|--------|---------------------------|-----------------|---------------------|-------------|-------------|-----------|-------------------------|---------------|-----------------|-----------------|---------------------|---------------|--|--|
| | 混紡相手繊維 Blended yarn | | | | | | | | | | | | | |
| | 計 Total | 純糸 Pure yarn | 混紡糸 Blended yarn | 綿 Cotton | 毛 Woolen | 麻 Flax | ビスコース Viscose Staple | ナイロン Nylon | ビニロン Vinylon | アクリル Acrylic | ポリエステル Polyester | その他 Others | | |
| 平成11年 | 81,035 | 27,084 | 53,951 | 35,473 | 4,949 | 1,378 | 10,711 | - | ... | 638 | ... | 802 | C. Y. 1999 2000 2001 2002 2003 | |
| 12 | 79,158 | 27,569 | 51,589 | 37,668 | 3,682 | 1,376 | 6,890 | 6 | ... | 910 | ... | 1,057 | | |
| 13 | 66,705 | 23,591 | 43,114 | 29,767 | 4,264 | 1,153 | 6,439 | 77 | ... | 924 | ... | 490 | | |
| 14 | 51,933 | 17,616 | 34,317 | 21,820 | 2,959 | 905 | 7,769 | 55 | 3 | 617 | ... | 189 | | |
| 15 | 49,316 | 17,883 | 31,433 | 22,137 | 2,382 | 749 | 5,322 | 34 | 6 | 703 | ... | 100 | | |
| 平成13年度 | 61,963 | 21,829 | 40,134 | 27,108 | 3,979 | 1,104 | 6,573 | 92 | - | 921 | ... | 357 | F. Y. 2001 2002 | |
| 14 | 50,349 | 17,158 | 33,191 | 21,437 | 2,705 | 923 | 7,321 | 52 | 3 | 606 | ... | 144 | | |
| 平成15年 | 1月~3月 | 11,964 | 4,222 | 7,742 | 5,448 | 484 | 240 | 1,370 | 12 | - | 159 | ... | 29 | Q 1 2003 Q 2 Q 3 Q 4 |
| | 4月~6月 | 12,457 | 4,407 | 8,050 | 5,790 | 587 | 173 | 1,294 | 12 | - | 162 | ... | 32 | |
| | 7月~9月 | 12,164 | 4,519 | 7,645 | 5,436 | 533 | 156 | 1,286 | 5 | 6 | 197 | ... | 26 | |
| | 10月~12月 | 12,731 | 4,735 | 7,996 | 5,463 | 778 | 180 | 1,372 | 5 | - | 185 | ... | 13 | |
| 平成15年 | 1月 | 3,854 | 1,364 | 2,490 | 1,703 | 188 | 77 | 471 | 4 | - | 36 | ... | 11 | Jan. 2003 Feb. Mar. Apr. May Jun. Jul. Aug. Sep. Oct. Nov. Dec. |
| | 2月 | 4,013 | 1,443 | 2,570 | 1,862 | 160 | 99 | 368 | 4 | - | 68 | ... | 9 | |
| | 3月 | 4,097 | 1,415 | 2,682 | 1,883 | 136 | 64 | 531 | 4 | - | 55 | ... | 9 | |
| | 4月 | 4,231 | 1,500 | 2,731 | 1,952 | 176 | 65 | 449 | 4 | - | 70 | ... | 15 | |
| | 5月 | 4,032 | 1,385 | 2,647 | 1,873 | 211 | 60 | 449 | 4 | - | 41 | ... | 9 | |
| | 6月 | 4,194 | 1,522 | 2,672 | 1,965 | 200 | 48 | 396 | 4 | - | 51 | ... | 8 | |
| | 7月 | 4,102 | 1,513 | 2,589 | 1,851 | 162 | 59 | 436 | 5 | - | 64 | ... | 12 | |
| | 8月 | 3,720 | 1,461 | 2,259 | 1,565 | 187 | 40 | 394 | - | - | 67 | ... | 6 | |
| | 9月 | 4,342 | 1,545 | 2,797 | 2,020 | 184 | 57 | 456 | - | 6 | 66 | ... | 8 | |
| | 10月 | 4,418 | 1,654 | 2,764 | 1,964 | 254 | 65 | 405 | 1 | - | 65 | ... | 10 | |
| | 11月 | 4,179 | 1,572 | 2,607 | 1,725 | 288 | 65 | 466 | 3 | - | 59 | ... | 1 | |
| | 12月 | 4,134 | 1,509 | 2,625 | 1,774 | 236 | 50 | 501 | 1 | - | 61 | ... | 2 | |

織物 Woven fabrics

| 年 月 | 織物合計 1～8 Woven fabrics total | | | | | 単位：千m ² Unit：1000m ² | Year, Quarter and Month | |
|-------------|---------------------------------|-----------------------------|----------------------------|------------------------|---------------|---|--|-----------|
| | 生産数量 Production Quantity | 受入数量 Receipt Quantity | 出荷数量 Shipments Quantity | | | 在庫数量 Inventory Quantity | | |
| | | | 計 Total | 販売数量 Sales Quantity | その他 Others | | | |
| 平成11年 | 2,945,256 | 401,202 | 3,378,271 | 1,339,024 | 2,039,248 | 174,017 | C. Y. 1999 2000 2001 2002 2003 | |
| 12 | 2,644,976 | 374,929 | 3,030,657 | 1,316,106 | 1,714,551 | 164,601 | | |
| 13 | 2,457,794 | 342,351 | 2,806,736 | 1,187,403 | 1,619,333 | 157,407 | | |
| 14 | 2,164,330 | 266,752 | 2,449,542 | 1,015,199 | 1,434,343 | 138,938 | | |
| 15 | 2,031,182 | 227,105 | 2,271,211 | 940,453 | 1,330,758 | 122,539 | | |
| 平成13年度 | 2,380,032 | 326,407 | 2,706,520 | 1,134,115 | 1,572,405 | 154,471 | F. Y. 2001 2002 | |
| 14 | 2,126,978 | 248,941 | 2,393,685 | 989,778 | 1,403,907 | 136,506 | | |
| 平成15年 1月～3月 | 514,462 | 54,293 | 571,363 | 236,890 | 334,474 | 136,506 | Q 1 2003 | |
| 4月～6月 | 515,650 | 56,622 | 573,985 | 232,833 | 341,152 | 132,119 | Q 2 | |
| 7月～9月 | 494,578 | 58,451 | 554,276 | 230,524 | 323,753 | 130,307 | Q 3 | |
| 10月～12月 | 506,493 | 57,739 | 571,586 | 240,207 | 331,379 | 122,539 | Q 4 | |
| 平成15年 | 1月 | 165,915 | 17,340 | 185,986 | 76,760 | 109,226 | 136,457 | Jan. 2003 |
| | 2月 | 171,899 | 17,963 | 188,883 | 78,320 | 110,563 | 137,281 | Feb. |
| | 3月 | 176,648 | 18,990 | 196,494 | 81,809 | 114,685 | 136,506 | Mar. |
| | 4月 | 174,412 | 18,234 | 192,672 | 78,307 | 114,365 | 133,816 | Apr. |
| | 5月 | 168,997 | 18,366 | 187,939 | 76,333 | 111,606 | 133,178 | May |
| | 6月 | 172,241 | 20,022 | 193,374 | 78,192 | 115,182 | 132,119 | Jun. |
| | 7月 | 171,313 | 20,578 | 191,540 | 78,052 | 113,488 | 132,446 | Jul. |
| | 8月 | 155,890 | 18,055 | 175,462 | 72,193 | 103,269 | 130,393 | Aug. |
| | 9月 | 167,375 | 19,817 | 187,274 | 80,278 | 106,996 | 130,307 | Sep. |
| | 10月 | 170,347 | 20,827 | 194,508 | 81,907 | 112,601 | 126,460 | Oct. |
| | 11月 | 169,123 | 19,235 | 192,142 | 80,972 | 111,169 | 122,663 | Nov. |
| | 12月 | 167,022 | 17,678 | 184,937 | 77,327 | 107,609 | 122,539 | Dec. |

| 年 月 | 1 綿織物 Cotton fabrics | | | | | 単位：千m ² Unit：1000m ² | Year, Quarter and Month | |
|-------------|--------------------------------|-----------------------------|----------------------------|------------------------|---------------|---|--|-----------|
| | 生産数量 Production Quantity | 受入数量 Receipt Quantity | 出荷数量 Shipments Quantity | | | 在庫数量 Inventory Quantity | | |
| | | | 計 Total | 販売数量 Sales Quantity | その他 Others | | | |
| 平成11年 | 774,476 | 84,792 | 874,587 | 385,587 | 489,000 | 77,098 | C. Y. 1999 2000 2001 2002 2003 | |
| 12 | 663,598 | 93,675 | 761,895 | 355,084 | 406,811 | 72,265 | | |
| 13 | 603,047 | 81,541 | 694,866 | 310,731 | 384,136 | 61,862 | | |
| 14 | 540,549 | 69,560 | 618,217 | 262,333 | 355,884 | 53,580 | | |
| 15 | 506,601 | 57,343 | 564,876 | 242,899 | 321,978 | 50,369 | | |
| 平成13年度 | 577,369 | 75,338 | 659,284 | 288,256 | 371,027 | 58,650 | F. Y. 2001 2002 | |
| 14 | 536,571 | 68,529 | 610,561 | 259,012 | 351,549 | 53,312 | | |
| 平成15年 1月～3月 | 131,126 | 16,358 | 147,928 | 63,387 | 84,541 | 53,312 | Q 1 2003 | |
| 4月～6月 | 129,661 | 13,371 | 142,261 | 58,989 | 83,271 | 51,933 | Q 2 | |
| 7月～9月 | 119,792 | 13,438 | 131,929 | 57,372 | 74,557 | 53,127 | Q 3 | |
| 10月～12月 | 126,021 | 14,177 | 142,758 | 63,150 | 79,609 | 50,369 | Q 4 | |
| 平成15年 | 1月 | 42,002 | 5,162 | 48,499 | 20,330 | 28,170 | 52,348 | Jan. 2003 |
| | 2月 | 43,623 | 5,800 | 48,679 | 21,091 | 27,588 | 53,088 | Feb. |
| | 3月 | 45,501 | 5,395 | 50,750 | 21,967 | 28,783 | 53,312 | Mar. |
| | 4月 | 44,934 | 4,185 | 47,965 | 19,888 | 28,077 | 52,311 | Apr. |
| | 5月 | 41,717 | 4,573 | 47,104 | 19,388 | 27,716 | 51,494 | May |
| | 6月 | 43,010 | 4,613 | 47,192 | 19,713 | 27,479 | 51,933 | Jun. |
| | 7月 | 42,513 | 4,684 | 45,656 | 18,925 | 26,731 | 53,445 | Jul. |
| | 8月 | 37,036 | 4,051 | 41,607 | 17,828 | 23,779 | 52,849 | Aug. |
| | 9月 | 40,243 | 4,703 | 44,667 | 20,620 | 24,047 | 53,127 | Sep. |
| | 10月 | 41,945 | 4,826 | 47,747 | 21,273 | 26,474 | 51,837 | Oct. |
| | 11月 | 42,359 | 4,703 | 48,982 | 21,417 | 27,565 | 49,911 | Nov. |
| | 12月 | 41,718 | 4,648 | 46,030 | 20,459 | 25,570 | 50,369 | Dec. |

織物 Woven fabrics

| 年 月 | 2 毛織物 (1)~(2) Wool fabrics | | | | | 単位：千m ² Unit：1000m ² | Year, Quarter and Month |
|-------------|--------------------------------|-----------------------------|----------------------------|------------------------|---------------|---|-------------------------------|
| | 生産数量 Production Quantity | 受入数量 Receipt Quantity | 出荷数量 Shipments Quantity | | | 在庫数量 Inventory Quantity | |
| | | | 計 Total | 販売数量 Sales Quantity | その他 Others | | |
| 平成11年 | 199,058 | 106,392 | 307,947 | 94,336 | 213,610 | 12,811 | C. Y. 1999 |
| 12 | 98,153 | 68,705 | 167,858 | 93,550 | 74,309 | 12,881 | 2000 |
| 13 | 94,914 | 67,889 | 163,650 | 89,550 | 74,100 | 11,955 | 2001 |
| 14 | 88,114 | 61,089 | 152,006 | 84,097 | 67,909 | 8,763 | 2002 |
| 15 | 78,137 | 53,593 | 132,961 | 72,447 | 60,514 | 7,498 | 2003 |
| 平成13年度 | 93,342 | 67,536 | 161,824 | 89,329 | 72,495 | 10,764 | F. Y. 2001 |
| 14 | 85,768 | 57,768 | 145,398 | 80,671 | 64,727 | 8,473 | 2002 |
| 平成15年 1月～3月 | 18,359 | 9,672 | 28,301 | 15,011 | 13,290 | 8,473 | Q 1 2003 |
| 4月～6月 | 19,931 | 13,288 | 32,563 | 17,526 | 15,036 | 9,088 | Q 2 |
| 7月～9月 | 20,211 | 15,964 | 36,509 | 19,913 | 16,597 | 8,787 | Q 3 |
| 10月～12月 | 19,636 | 14,670 | 35,588 | 19,996 | 15,591 | 7,498 | Q 4 |
| 平成15年 1月 | 6,170 | 3,347 | 9,717 | 5,348 | 4,369 | 8,545 | Jan. 2003 |
| 2月 | 5,969 | 3,101 | 9,272 | 4,880 | 4,392 | 8,369 | Feb. |
| 3月 | 6,220 | 3,225 | 9,312 | 4,783 | 4,529 | 8,473 | Mar. |
| 4月 | 6,377 | 3,736 | 10,005 | 5,436 | 4,568 | 8,566 | Apr. |
| 5月 | 6,793 | 4,407 | 10,926 | 5,836 | 5,091 | 8,782 | May |
| 6月 | 6,761 | 5,145 | 11,632 | 6,255 | 5,377 | 9,088 | Jun. |
| 7月 | 6,843 | 5,248 | 12,155 | 6,489 | 5,666 | 9,014 | Jul. |
| 8月 | 6,542 | 5,204 | 11,791 | 6,322 | 5,469 | 9,014 | Aug. |
| 9月 | 6,827 | 5,512 | 12,563 | 7,101 | 5,461 | 8,787 | Sep. |
| 10月 | 6,915 | 5,920 | 12,984 | 7,505 | 5,479 | 8,635 | Oct. |
| 11月 | 6,519 | 4,856 | 11,992 | 6,799 | 5,193 | 8,020 | Nov. |
| 12月 | 6,202 | 3,894 | 10,612 | 5,692 | 4,919 | 7,498 | Dec. |

| 年 月 | (1) そ毛織物 Worsted fabrics | | | | | 単位：千m ² Unit：1000m ² | Year, Quarter and Month |
|-------------|--------------------------------|-----------------------------|----------------------------|------------------------|---------------|---|-------------------------------|
| | 生産数量 Production Quantity | 受入数量 Receipt Quantity | 出荷数量 Shipments Quantity | | | 在庫数量 Inventory Quantity | |
| | | | 計 Total | 販売数量 Sales Quantity | その他 Others | | |
| 平成11年 | 164,289 | 84,018 | 250,497 | 77,428 | 173,070 | 10,456 | C. Y. 1999 |
| 12 | 85,132 | 49,160 | 134,869 | 73,347 | 61,522 | 10,423 | 2000 |
| 13 | 81,734 | 48,693 | 131,409 | 69,007 | 62,402 | 9,380 | 2001 |
| 14 | 75,970 | 43,162 | 121,295 | 65,598 | 55,697 | 6,830 | 2002 |
| 15 | 67,922 | 37,242 | 106,343 | 57,047 | 49,297 | 5,616 | 2003 |
| 平成13年度 | 80,538 | 48,998 | 130,199 | 69,372 | 60,827 | 8,546 | F. Y. 2001 |
| 14 | 73,937 | 40,166 | 115,620 | 62,702 | 52,918 | 6,601 | 2002 |
| 平成15年 1月～3月 | 16,052 | 7,686 | 23,948 | 12,803 | 11,145 | 6,601 | Q 1 2003 |
| 4月～6月 | 17,331 | 8,997 | 26,132 | 14,090 | 12,042 | 6,755 | Q 2 |
| 7月～9月 | 17,266 | 10,039 | 27,736 | 14,583 | 13,153 | 6,358 | Q 3 |
| 10月～12月 | 17,274 | 10,520 | 28,528 | 15,571 | 12,957 | 5,616 | Q 4 |
| 平成15年 1月 | 5,234 | 2,804 | 8,056 | 4,309 | 3,747 | 6,795 | Jan. 2003 |
| 2月 | 5,261 | 2,445 | 7,945 | 4,272 | 3,673 | 6,583 | Feb. |
| 3月 | 5,557 | 2,437 | 7,947 | 4,222 | 3,725 | 6,601 | Mar. |
| 4月 | 5,548 | 2,715 | 8,243 | 4,508 | 3,734 | 6,607 | Apr. |
| 5月 | 5,885 | 3,024 | 8,763 | 4,739 | 4,024 | 6,695 | May |
| 6月 | 5,898 | 3,257 | 9,126 | 4,843 | 4,284 | 6,755 | Jun. |
| 7月 | 5,963 | 3,395 | 9,506 | 4,990 | 4,516 | 6,597 | Jul. |
| 8月 | 5,526 | 3,200 | 8,894 | 4,615 | 4,280 | 6,475 | Aug. |
| 9月 | 5,777 | 3,445 | 9,336 | 4,978 | 4,358 | 6,358 | Sep. |
| 10月 | 5,954 | 3,612 | 9,742 | 5,424 | 4,318 | 6,180 | Oct. |
| 11月 | 5,775 | 3,602 | 9,688 | 5,326 | 4,362 | 5,869 | Nov. |
| 12月 | 5,545 | 3,306 | 9,098 | 4,821 | 4,276 | 5,616 | Dec. |

織物 Woven fabrics

| 年 月 | (2) 紡毛織物 Woolen fabrics | | | | | 単位：千m ² Unit：1000m ² | Year, Quarter and Month |
|-------------|--------------------------------|-----------------------------|----------------------------|------------------------|---------------|---|--|
| | 生産数量 Production Quantity | 受入数量 Receipt Quantity | 出荷数量 Shipments Quantity | | | 在庫数量 Inventory Quantity | |
| | | | 計 Total | 販売数量 Sales Quantity | その他 Others | | |
| 平成11年 | 34,769 | 22,374 | 57,450 | 16,909 | 40,541 | 2,355 | C. Y. 1999 2000 2001 2002 2003 |
| 12 | 13,021 | 19,545 | 32,989 | 20,203 | 12,787 | 2,458 | |
| 13 | 13,181 | 19,196 | 32,242 | 20,543 | 11,698 | 2,574 | |
| 14 | 12,143 | 17,927 | 30,711 | 18,499 | 12,212 | 1,933 | |
| 15 | 10,215 | 16,351 | 26,618 | 15,400 | 11,218 | 1,881 | |
| 平成13年度 | 12,803 | 18,538 | 31,625 | 19,957 | 11,668 | 2,218 | F. Y. 2001 2002 |
| 14 | 11,831 | 17,602 | 29,778 | 17,968 | 11,810 | 1,872 | |
| 平成15年 1月～3月 | 2,307 | 1,986 | 4,354 | 2,208 | 2,146 | 1,872 | Q 1 2003 |
| 4月～6月 | 2,601 | 4,291 | 6,431 | 3,437 | 2,994 | 2,333 | Q 2 |
| 7月～9月 | 2,945 | 5,925 | 8,774 | 5,330 | 3,444 | 2,429 | Q 3 |
| 10月～12月 | 2,362 | 4,149 | 7,059 | 4,425 | 2,634 | 1,881 | Q 4 |
| 平成15年 1月 | 936 | 542 | 1,661 | 1,039 | 622 | 1,750 | Jan. 2003 |
| 2月 | 708 | 656 | 1,327 | 608 | 719 | 1,786 | Feb. |
| 3月 | 663 | 788 | 1,365 | 561 | 804 | 1,872 | Mar. |
| 4月 | 829 | 1,021 | 1,762 | 928 | 834 | 1,959 | Apr. |
| 5月 | 908 | 1,383 | 2,164 | 1,097 | 1,067 | 2,087 | May |
| 6月 | 863 | 1,888 | 2,505 | 1,412 | 1,093 | 2,333 | Jun. |
| 7月 | 880 | 1,853 | 2,649 | 1,499 | 1,150 | 2,417 | Jul. |
| 8月 | 1,016 | 2,004 | 2,897 | 1,708 | 1,189 | 2,540 | Aug. |
| 9月 | 1,050 | 2,067 | 3,227 | 2,123 | 1,104 | 2,429 | Sep. |
| 10月 | 961 | 2,308 | 3,242 | 2,081 | 1,161 | 2,456 | Oct. |
| 11月 | 745 | 1,254 | 2,303 | 1,473 | 831 | 2,151 | Nov. |
| 12月 | 656 | 587 | 1,514 | 871 | 643 | 1,881 | Dec. |

| 年 月 | 3 絹・絹紡織物合計 (1)～(2) Silk and spun silk fabrics | | | | | 単位：千m ² Unit：1000m ² | Year, Quarter and Month |
|-------------|--|-----------------------------|----------------------------|------------------------|---------------|---|--|
| | 生産数量 Production Quantity | 受入数量 Receipt Quantity | 出荷数量 Shipments Quantity | | | 在庫数量 Inventory Quantity | |
| | | | 計 Total | 販売数量 Sales Quantity | その他 Others | | |
| 平成11年 | 34,564 | 1,677 | 36,487 | 29,012 | 7,475 | 3,962 | C. Y. 1999 2000 2001 2002 2003 |
| 12 | 33,444 | 1,598 | 35,307 | 28,285 | 7,022 | 3,804 | |
| 13 | 30,837 | 1,537 | 32,673 | 26,433 | 6,240 | 3,428 | |
| 14 | 27,873 | 1,623 | 29,494 | 24,644 | 4,850 | 3,382 | |
| 15 | 24,658 | 1,252 | 26,555 | 22,384 | 4,171 | 2,723 | |
| 平成13年度 | 30,222 | 1,507 | 31,950 | 25,953 | 5,997 | 3,319 | F. Y. 2001 2002 |
| 14 | 26,868 | 1,635 | 28,863 | 24,322 | 4,542 | 2,914 | |
| 平成15年 1月～3月 | 6,061 | 368 | 6,878 | 5,846 | 1,032 | 2,914 | Q 1 2003 |
| 4月～6月 | 6,349 | 302 | 6,723 | 5,639 | 1,084 | 2,845 | Q 2 |
| 7月～9月 | 6,047 | 278 | 6,345 | 5,326 | 1,019 | 2,827 | Q 3 |
| 10月～12月 | 6,200 | 304 | 6,609 | 5,574 | 1,034 | 2,723 | Q 4 |
| 平成15年 1月 | 1,833 | 133 | 2,171 | 1,819 | 352 | 3,153 | Jan. 2003 |
| 2月 | 2,104 | 122 | 2,329 | 1,986 | 342 | 3,050 | Feb. |
| 3月 | 2,124 | 113 | 2,379 | 2,041 | 338 | 2,914 | Mar. |
| 4月 | 2,098 | 103 | 2,225 | 1,872 | 353 | 2,890 | Apr. |
| 5月 | 2,088 | 94 | 2,268 | 1,889 | 380 | 2,807 | May |
| 6月 | 2,163 | 104 | 2,230 | 1,878 | 352 | 2,845 | Jun. |
| 7月 | 2,077 | 97 | 2,160 | 1,814 | 346 | 2,862 | Jul. |
| 8月 | 1,900 | 88 | 2,026 | 1,678 | 347 | 2,822 | Aug. |
| 9月 | 2,071 | 94 | 2,159 | 1,833 | 326 | 2,827 | Sep. |
| 10月 | 2,042 | 91 | 2,166 | 1,839 | 327 | 2,794 | Oct. |
| 11月 | 2,089 | 112 | 2,227 | 1,864 | 363 | 2,767 | Nov. |
| 12月 | 2,070 | 102 | 2,216 | 1,871 | 344 | 2,723 | Dec. |

織物 Woven fabrics

| 年 月 | (1) 絹織物 ①～② Silk fabrics | | | | | 単位：千m ² Unit：1000m ² | Year, Quarter and Month |
|-------------|--------------------------------|-----------------------------|----------------------------|------------------------|----------------|---|-------------------------------|
| | 生産数量 Production Quantity | 受入数量 Receipt Quantity | 出荷数量 Shipments Quantity | | | 在庫数量 Inventory Quantity | |
| | | | 計 Total | 販売数量 Sales Quantity | その他 Others* | | |
| 平成11年 | 33,425 | 1,451 | 35,114 | 27,938 | 7,176 | 3,839 | C. Y. 1999 |
| 12 | 32,275 | 1,323 | 33,846 | 27,214 | 6,632 | 3,702 | 2000 |
| 13 | 29,801 | 1,193 | 31,289 | 25,430 | 5,859 | 3,332 | 2001 |
| 14 | 26,826 | 1,049 | 27,881 | 23,481 | 4,400 | 3,277 | 2002 |
| 15 | 23,935 | 1,003 | 25,576 | 21,538 | 4,038 | 2,624 | 2003 |
| 平成13年度 | 29,108 | 1,162 | 30,481 | 24,975 | 5,506 | 3,229 | F. Y. 2001 |
| 14 | 25,985 | 1,033 | 27,396 | 23,147 | 4,249 | 2,805 | 2002 |
| 平成15年 1月～3月 | 5,886 | 259 | 6,597 | 5,590 | 1,007 | 2,805 | Q 1 2003 |
| 4月～6月 | 6,156 | 254 | 6,485 | 5,441 | 1,044 | 2,734 | Q 2 |
| 7月～9月 | 5,865 | 243 | 6,125 | 5,135 | 990 | 2,718 | Q 3 |
| 10月～12月 | 6,028 | 247 | 6,369 | 5,372 | 997 | 2,624 | Q 4 |
| 平成15年 1月 | 1,772 | 83 | 2,066 | 1,729 | 337 | 3,040 | J a n . 2003 |
| 2月 | 2,050 | 86 | 2,233 | 1,897 | 336 | 2,943 | F e b . |
| 3月 | 2,065 | 89 | 2,298 | 1,964 | 334 | 2,805 | M a r . |
| 4月 | 2,037 | 85 | 2,145 | 1,803 | 342 | 2,782 | A p r . |
| 5月 | 2,024 | 81 | 2,191 | 1,822 | 369 | 2,699 | M a y |
| 6月 | 2,095 | 88 | 2,149 | 1,816 | 334 | 2,734 | J u n . |
| 7月 | 2,017 | 85 | 2,084 | 1,746 | 339 | 2,755 | J u l . |
| 8月 | 1,835 | 80 | 1,950 | 1,620 | 330 | 2,718 | A u g . |
| 9月 | 2,013 | 78 | 2,091 | 1,770 | 322 | 2,718 | S e p . |
| 10月 | 1,981 | 78 | 2,091 | 1,769 | 322 | 2,686 | O c t . |
| 11月 | 2,031 | 83 | 2,137 | 1,796 | 341 | 2,663 | N o v . |
| 12月 | 2,016 | 87 | 2,141 | 1,806 | 335 | 2,624 | D e c . |

| 年 月 | ① 純 Pure silk filament fabrics | | | | | 単位：千m ² Unit：1000m ² | Year, Quarter and Month |
|-------------|-----------------------------------|-----------------------------|----------------------------|------------------------|---------------|---|-------------------------------|
| | 生産数量 Production Quantity | 受入数量 Receipt Quantity | 出荷数量 Shipments Quantity | | | 在庫数量 Inventory Quantity | |
| | | | 計 Total | 販売数量 Sales Quantity | その他 Others | | |
| 平成11年 | 32,189 | 1,428 | 33,844 | 27,112 | 6,732 | 3,646 | C. Y. 1999 |
| 12 | 30,892 | 1,290 | 32,458 | 26,300 | 6,157 | 3,483 | 2000 |
| 13 | 28,411 | 1,154 | 29,883 | 24,517 | 5,367 | 3,088 | 2001 |
| 14 | 25,683 | 1,008 | 26,724 | 22,683 | 4,042 | 3,011 | 2002 |
| 15 | 22,843 | 977 | 24,445 | 20,804 | 3,641 | 2,373 | 2003 |
| 平成13年度 | 27,756 | 1,118 | 29,118 | 24,087 | 5,031 | 2,978 | F. Y. 2001 |
| 14 | 24,899 | 997 | 26,293 | 22,375 | 3,918 | 2,540 | 2002 |
| 平成15年 1月～3月 | 5,633 | 254 | 6,339 | 5,406 | 933 | 2,540 | Q 1 2003 |
| 4月～6月 | 5,892 | 248 | 6,200 | 5,252 | 948 | 2,485 | Q 2 |
| 7月～9月 | 5,594 | 237 | 5,845 | 4,953 | 892 | 2,473 | Q 3 |
| 10月～12月 | 5,725 | 237 | 6,062 | 5,193 | 869 | 2,373 | Q 4 |
| 平成15年 1月 | 1,685 | 81 | 1,979 | 1,666 | 313 | 2,774 | J a n . 2003 |
| 2月 | 1,964 | 85 | 2,148 | 1,837 | 312 | 2,675 | F e b . |
| 3月 | 1,984 | 88 | 2,211 | 1,903 | 308 | 2,540 | M a r . |
| 4月 | 1,951 | 82 | 2,051 | 1,736 | 316 | 2,523 | A p r . |
| 5月 | 1,936 | 80 | 2,092 | 1,762 | 330 | 2,450 | M a y |
| 6月 | 2,005 | 86 | 2,056 | 1,754 | 302 | 2,485 | J u n . |
| 7月 | 1,926 | 82 | 1,988 | 1,683 | 306 | 2,509 | J u l . |
| 8月 | 1,749 | 78 | 1,861 | 1,561 | 300 | 2,472 | A u g . |
| 9月 | 1,918 | 77 | 1,995 | 1,709 | 286 | 2,473 | S e p . |
| 10月 | 1,886 | 76 | 1,994 | 1,709 | 285 | 2,441 | O c t . |
| 11月 | 1,922 | 79 | 2,027 | 1,737 | 289 | 2,415 | N o v . |
| 12月 | 1,916 | 83 | 2,041 | 1,747 | 294 | 2,373 | D e c . |

織物 Woven fabrics

| 年 月 | ② 交織 Mixed silk filament fabrics | | | | | 単位：千m ² Unit：1000m ² | Year, Quarter and Month |
|-------------|-------------------------------------|-----------------------------|----------------------------|------------------------|---------------|---|--|
| | 生産数量 Production Quantity | 受入数量 Receipt Quantity | 出荷数量 Shipments Quantity | | | 在庫数量 Inventory Quantity | |
| | | | 計 Total | 販売数量 Sales Quantity | その他 Others | | |
| 平成11年 | 1,236 | 23 | 1,271 | 826 | 445 | 192 | C. Y. 1999 2000 2001 2002 2003 |
| 12 | 1,383 | 33 | 1,388 | 914 | 475 | 220 | |
| 13 | 1,390 | 39 | 1,405 | 913 | 492 | 243 | |
| 14 | 1,143 | 41 | 1,157 | 799 | 358 | 266 | |
| 15 | 1,092 | 26 | 1,131 | 734 | 397 | 251 | |
| 平成13年度 | 1,352 | 44 | 1,363 | 888 | 475 | 252 | F. Y. 2001 2002 |
| 14 | 1,086 | 35 | 1,103 | 772 | 330 | 264 | |
| 平成15年 1月～3月 | 253 | 4 | 258 | 184 | 74 | 264 | Q 1 2003 |
| 4月～6月 | 263 | 6 | 285 | 189 | 96 | 248 | Q 2 |
| 7月～9月 | 272 | 6 | 280 | 182 | 99 | 245 | Q 3 |
| 10月～12月 | 303 | 10 | 307 | 179 | 129 | 251 | Q 4 |
| 平成15年 1月 | 87 | 2 | 87 | 63 | 24 | 266 | Jan. 2003 |
| 2月 | 86 | 1 | 84 | 60 | 24 | 268 | Feb. |
| 3月 | 81 | 2 | 86 | 61 | 26 | 264 | Mar. |
| 4月 | 86 | 3 | 93 | 68 | 26 | 259 | Apr. |
| 5月 | 88 | 1 | 98 | 60 | 39 | 249 | May |
| 6月 | 90 | 2 | 93 | 62 | 31 | 248 | Jun. |
| 7月 | 91 | 3 | 96 | 63 | 33 | 247 | Jul. |
| 8月 | 86 | 1 | 88 | 58 | 30 | 246 | Aug. |
| 9月 | 95 | 1 | 96 | 61 | 35 | 245 | Sep. |
| 10月 | 95 | 2 | 97 | 61 | 36 | 246 | Oct. |
| 11月 | 109 | 4 | 110 | 59 | 52 | 248 | Nov. |
| 12月 | 99 | 4 | 100 | 59 | 41 | 251 | Dec. |

| 年 月 | (2) 絹紡織物 Spun silk fabrics | | | | | 単位：千m ² Unit：1000m ² | Year, Quarter and Month |
|-------------|--------------------------------|-----------------------------|----------------------------|------------------------|---------------|---|--|
| | 生産数量 Production Quantity | 受入数量 Receipt Quantity | 出荷数量 Shipments Quantity | | | 在庫数量 Inventory Quantity | |
| | | | 計 Total | 販売数量 Sales Quantity | その他 Others | | |
| 平成11年 | 1,139 | 226 | 1,373 | 1,074 | 299 | 123 | C. Y. 1999 2000 2001 2002 2003 |
| 12 | 1,169 | 276 | 1,461 | 1,071 | 390 | 101 | |
| 13 | 1,036 | 344 | 1,385 | 1,004 | 381 | 96 | |
| 14 | 1,046 | 574 | 1,613 | 1,162 | 450 | 106 | |
| 15 | 723 | 249 | 979 | 847 | 132 | 99 | |
| 平成13年度 | 1,114 | 345 | 1,469 | 978 | 491 | 90 | F. Y. 2001 2002 |
| 14 | 883 | 602 | 1,467 | 1,174 | 293 | 109 | |
| 平成15年 1月～3月 | 175 | 110 | 281 | 256 | 25 | 109 | Q 1 2003 |
| 4月～6月 | 193 | 47 | 238 | 197 | 41 | 111 | Q 2 |
| 7月～9月 | 182 | 35 | 220 | 191 | 29 | 109 | Q 3 |
| 10月～12月 | 173 | 57 | 240 | 203 | 37 | 99 | Q 4 |
| 平成15年 1月 | 61 | 50 | 104 | 89 | 15 | 113 | Jan. 2003 |
| 2月 | 55 | 36 | 96 | 89 | 6 | 107 | Feb. |
| 3月 | 59 | 24 | 81 | 77 | 4 | 109 | Mar. |
| 4月 | 61 | 19 | 80 | 69 | 11 | 108 | Apr. |
| 5月 | 64 | 13 | 78 | 67 | 11 | 108 | May |
| 6月 | 68 | 16 | 80 | 62 | 18 | 111 | Jun. |
| 7月 | 60 | 11 | 76 | 68 | 7 | 106 | Jul. |
| 8月 | 65 | 9 | 76 | 59 | 17 | 104 | Aug. |
| 9月 | 58 | 15 | 68 | 64 | 4 | 109 | Sep. |
| 10月 | 60 | 13 | 75 | 70 | 5 | 108 | Oct. |
| 11月 | 58 | 29 | 91 | 68 | 23 | 104 | Nov. |
| 12月 | 54 | 15 | 75 | 65 | 10 | 99 | Dec. |

織物 Woven fabrics

| 年 月 | 4 麻織物 Bast fiber fabrics | | | | | 単位：千m ² Unit：1000m ² | Year, Quarter and Month |
|-------------|--------------------------------|-----------------------------|----------------------------|------------------------|---------------|---|-------------------------------|
| | 生産数量 Production Quantity | 受入数量 Receipt Quantity | 出荷数量 Shipments Quantity | | | 在庫数量 Inventory Quantity | |
| | | | 計 Total | 販売数量 Sales Quantity | その他 Others | | |
| 平成11年 | 3,972 | 1,694 | 5,650 | 3,326 | 2,324 | 757 | C. Y. 1999 |
| 12 | 3,906 | 2,414 | 6,426 | 4,112 | 2,314 | 658 | 2000 |
| 13 | 3,191 | 1,456 | 4,778 | 2,397 | 2,380 | 528 | 2001 |
| 14 | 3,226 | 1,093 | 4,231 | 1,577 | 2,654 | 615 | 2002 |
| 15 | 3,318 | 764 | 4,139 | 1,266 | 2,872 | 557 | 2003 |
| 平成13年度 | 2,906 | 1,246 | 4,276 | 1,843 | 2,433 | 512 | F. Y. 2001 |
| 14 | 3,446 | 1,001 | 4,379 | 1,538 | 2,841 | 578 | 2002 |
| 平成15年 1月～3月 | 1,041 | 376 | 1,454 | 389 | 1,065 | 578 | Q 1 2003 |
| 4月～6月 | 658 | 113 | 824 | 324 | 500 | 525 | Q 2 |
| 7月～9月 | 718 | 104 | 836 | 275 | 561 | 508 | Q 3 |
| 10月～12月 | 901 | 172 | 1,024 | 278 | 746 | 557 | Q 4 |
| 平成15年 1月 | 367 | 136 | 431 | 131 | 301 | 686 | Jan. 2003 |
| 2月 | 378 | 129 | 572 | 129 | 442 | 622 | Feb. |
| 3月 | 296 | 111 | 451 | 129 | 322 | 578 | Mar. |
| 4月 | 251 | 53 | 308 | 126 | 182 | 574 | Apr. |
| 5月 | 213 | 32 | 254 | 105 | 149 | 565 | May |
| 6月 | 194 | 28 | 262 | 93 | 169 | 525 | Jun. |
| 7月 | 234 | 20 | 262 | 100 | 162 | 518 | Jul. |
| 8月 | 215 | 37 | 267 | 83 | 183 | 502 | Aug. |
| 9月 | 268 | 47 | 308 | 92 | 216 | 508 | Sep. |
| 10月 | 279 | 49 | 296 | 89 | 207 | 540 | Oct. |
| 11月 | 258 | 44 | 299 | 91 | 209 | 542 | Nov. |
| 12月 | 364 | 79 | 429 | 99 | 330 | 557 | Dec. |

| 年 月 | 5 ビスコーススフ織物 Viscose staple fabrics | | | | | 単位：千m ² Unit：1000m ² | Year, Quarter and Month |
|-------------|---------------------------------------|-----------------------------|----------------------------|------------------------|---------------|---|-------------------------------|
| | 生産数量 Production Quantity | 受入数量 Receipt Quantity | 出荷数量 Shipments Quantity | | | 在庫数量 Inventory Quantity | |
| | | | 計 Total | 販売数量 Sales Quantity | その他 Others | | |
| 平成11年 | 251,792 | 6,795 | 257,201 | 116,015 | 141,186 | 8,550 | C. Y. 1999 |
| 12 | 181,067 | 8,668 | 191,332 | 112,618 | 78,714 | 7,035 | 2000 |
| 13 | 164,920 | 8,027 | 173,456 | 94,302 | 79,154 | 6,516 | 2001 |
| 14 | 141,929 | 7,367 | 148,809 | 84,445 | 64,363 | 6,977 | 2002 |
| 15 | 127,936 | 6,538 | 135,964 | 78,275 | 57,689 | 4,936 | 2003 |
| 平成13年度 | 158,938 | 7,851 | 166,588 | 90,852 | 75,736 | 6,769 | F. Y. 2001 |
| 14 | 139,391 | 6,996 | 146,939 | 83,521 | 63,418 | 5,731 | 2002 |
| 平成15年 1月～3月 | 33,025 | 1,582 | 35,393 | 19,777 | 15,616 | 5,731 | Q 1 2003 |
| 4月～6月 | 33,587 | 1,622 | 34,732 | 19,227 | 15,506 | 6,206 | Q 2 |
| 7月～9月 | 31,159 | 1,480 | 32,864 | 19,590 | 13,274 | 5,915 | Q 3 |
| 10月～12月 | 30,166 | 1,854 | 32,974 | 19,681 | 13,293 | 4,936 | Q 4 |
| 平成15年 1月 | 10,381 | 514 | 11,353 | 6,289 | 5,064 | 6,059 | Jan. 2003 |
| 2月 | 11,603 | 548 | 11,773 | 6,635 | 5,138 | 6,438 | Feb. |
| 3月 | 11,041 | 519 | 12,268 | 6,853 | 5,414 | 5,731 | Mar. |
| 4月 | 10,944 | 483 | 11,548 | 6,408 | 5,139 | 5,608 | Apr. |
| 5月 | 11,274 | 572 | 11,515 | 6,246 | 5,269 | 5,938 | May |
| 6月 | 11,369 | 567 | 11,669 | 6,572 | 5,097 | 6,206 | Jun. |
| 7月 | 10,884 | 493 | 11,542 | 6,709 | 4,833 | 6,041 | Jul. |
| 8月 | 9,929 | 464 | 10,263 | 6,178 | 4,085 | 6,105 | Aug. |
| 9月 | 10,346 | 523 | 11,060 | 6,704 | 4,356 | 5,915 | Sep. |
| 10月 | 10,105 | 552 | 10,985 | 6,640 | 4,345 | 5,565 | Oct. |
| 11月 | 10,118 | 644 | 10,988 | 6,459 | 4,529 | 5,336 | Nov. |
| 12月 | 9,942 | 658 | 11,001 | 6,582 | 4,419 | 4,936 | Dec. |

織物 Woven fabrics

| 年 月 | 6 人絹織物 Rayon filament fabrics | | | | | 単位：千m ² Unit：1000m ² | Year, Quarter and Month |
|-------------|----------------------------------|-----------------------------|----------------------------|------------------------|---------------|---|--|
| | 生産数量 Production Quantity | 受入数量 Receipt Quantity | 出荷数量 Shipments Quantity | | | 在庫数量 Inventory Quantity | |
| | | | 計 Total | 販売数量 Sales Quantity | その他 Others | | |
| 平成11年 | 73,179 | 4,918 | 78,628 | 39,065 | 39,563 | 1,743 | C. Y. 1999 2000 2001 2002 2003 |
| 12 | 60,104 | 3,803 | 64,472 | 32,546 | 31,925 | 1,179 | |
| 13 | 47,891 | 1,680 | 49,663 | 24,953 | 24,710 | 1,084 | |
| 14 | 45,432 | 1,641 | 47,164 | 23,574 | 23,589 | 990 | |
| 15 | 44,695 | 1,369 | 45,800 | 22,795 | 23,006 | 1,117 | |
| 平成13年度 | 48,291 | 1,671 | 50,021 | 25,620 | 24,401 | 1,091 | F. Y. 2001 2002 |
| 14 | 44,333 | 1,584 | 45,865 | 22,254 | 23,611 | 1,143 | |
| 平成15年 1月～3月 | 10,858 | 371 | 11,076 | 5,203 | 5,874 | 1,143 | Q 1 2003 |
| 4月～6月 | 10,931 | 333 | 11,392 | 5,674 | 5,718 | 1,016 | Q 2 |
| 7月～9月 | 11,232 | 315 | 11,467 | 5,919 | 5,548 | 1,097 | Q 3 |
| 10月～12月 | 11,674 | 350 | 11,865 | 5,999 | 5,866 | 1,117 | Q 4 |
| 平成15年 1月 | 3,625 | 127 | 3,789 | 1,793 | 1,996 | 953 | Jan. 2003 |
| 2月 | 3,736 | 118 | 3,747 | 1,786 | 1,961 | 1,060 | Feb. |
| 3月 | 3,497 | 126 | 3,541 | 1,624 | 1,917 | 1,143 | Mar. |
| 4月 | 3,679 | 116 | 3,858 | 2,004 | 1,854 | 1,080 | Apr. |
| 5月 | 3,680 | 101 | 3,757 | 1,801 | 1,956 | 1,103 | May |
| 6月 | 3,573 | 117 | 3,777 | 1,869 | 1,908 | 1,016 | Jun. |
| 7月 | 3,797 | 110 | 3,880 | 1,959 | 1,921 | 1,045 | Jul. |
| 8月 | 3,621 | 96 | 3,721 | 1,965 | 1,756 | 1,042 | Aug. |
| 9月 | 3,814 | 108 | 3,866 | 1,996 | 1,871 | 1,097 | Sep. |
| 10月 | 3,900 | 120 | 4,002 | 2,049 | 1,954 | 975 | Oct. |
| 11月 | 3,873 | 111 | 3,891 | 1,957 | 1,934 | 1,069 | Nov. |
| 12月 | 3,901 | 119 | 3,972 | 1,993 | 1,979 | 1,117 | Dec. |

| 年 月 | 7 アセテート織物 Acetate fabrics | | | | | 単位：千m ² Unit：1000m ² | Year, Quarter and Month |
|-------------|--------------------------------|-----------------------------|----------------------------|------------------------|---------------|---|--|
| | 生産数量 Production Quantity | 受入数量 Receipt Quantity | 出荷数量 Shipments Quantity | | | 在庫数量 Inventory Quantity | |
| | | | 計 Total | 販売数量 Sales Quantity | その他 Others | | |
| 平成11年 | 27,385 | 609 | 28,061 | 7,472 | 20,589 | 516 | C. Y. 1999 2000 2001 2002 2003 |
| 12 | 31,954 | 701 | 32,593 | 8,639 | 23,954 | 694 | |
| 13 | 28,496 | 619 | 29,203 | 9,788 | 19,415 | 606 | |
| 14 | 24,133 | 577 | 24,818 | 7,170 | 17,648 | 532 | |
| 15 | 28,037 | 536 | 28,879 | 7,888 | 20,992 | 757 | |
| 平成13年度 | 25,802 | 603 | 26,566 | 8,939 | 17,627 | 492 | F. Y. 2001 2002 |
| 14 | 25,553 | 570 | 25,902 | 7,395 | 18,507 | 1,279 | |
| 平成15年 1月～3月 | 7,043 | 139 | 6,966 | 2,031 | 4,935 | 1,279 | Q 1 2003 |
| 4月～6月 | 7,210 | 135 | 7,501 | 1,868 | 5,633 | 1,123 | Q 2 |
| 7月～9月 | 6,841 | 127 | 7,437 | 1,892 | 5,545 | 654 | Q 3 |
| 10月～12月 | 6,944 | 134 | 6,975 | 2,097 | 4,878 | 757 | Q 4 |
| 平成15年 1月 | 2,196 | 42 | 2,273 | 709 | 1,564 | 1,029 | Jan. 2003 |
| 2月 | 2,339 | 48 | 2,247 | 663 | 1,584 | 1,168 | Feb. |
| 3月 | 2,508 | 50 | 2,447 | 660 | 1,787 | 1,279 | Mar. |
| 4月 | 2,526 | 45 | 2,576 | 635 | 1,940 | 1,275 | Apr. |
| 5月 | 2,328 | 43 | 2,435 | 668 | 1,767 | 1,210 | May |
| 6月 | 2,356 | 47 | 2,490 | 565 | 1,925 | 1,123 | Jun. |
| 7月 | 2,382 | 44 | 2,697 | 624 | 2,073 | 852 | Jul. |
| 8月 | 2,174 | 38 | 2,271 | 544 | 1,727 | 794 | Aug. |
| 9月 | 2,285 | 45 | 2,469 | 724 | 1,745 | 654 | Sep. |
| 10月 | 2,355 | 48 | 2,384 | 702 | 1,682 | 673 | Oct. |
| 11月 | 2,277 | 43 | 2,288 | 661 | 1,628 | 705 | Nov. |
| 12月 | 2,312 | 43 | 2,303 | 734 | 1,569 | 757 | Dec. |

織物 Woven fabrics

| 年 月 | 8 合成繊維織物合計 (1)~(2) Synthetic fiber fabrics | | | | | 単位：千m ² Unit：1000m ² | Year, Quarter and Month |
|-------------|---|-----------------------------|----------------------------|------------------------|---------------|---|--|
| | 生産数量 Production Quantity | 受入数量 Receipt Quantity | 出荷数量 Shipments Quantity | | | 在庫数量 Inventory Quantity | |
| | | | 計 Total | 販売数量 Sales Quantity | その他 Others | | |
| 平成11年 | 1,580,831 | 194,324 | 1,789,710 | 664,210 | 1,125,501 | 68,579 | C. Y. 1999 2000 2001 2002 2003 |
| 12 | 1,572,749 | 195,366 | 1,770,774 | 681,271 | 1,089,503 | 66,086 | |
| 13 | 1,484,496 | 179,602 | 1,658,446 | 629,249 | 1,029,196 | 71,428 | |
| 14 | 1,293,074 | 123,803 | 1,424,804 | 527,358 | 897,446 | 64,100 | |
| 15 | 1,217,801 | 105,709 | 1,332,036 | 492,499 | 839,537 | 54,584 | |
| 平成13年度 | 1,443,161 | 170,655 | 1,606,011 | 603,322 | 1,002,689 | 72,874 | F. Y. 2001 2002 |
| 14 | 1,265,047 | 110,859 | 1,385,778 | 511,067 | 874,711 | 63,077 | |
| 平成15年 1月~3月 | 306,950 | 25,428 | 333,367 | 125,245 | 208,121 | 63,077 | Q 1 2003 |
| 4月~6月 | 307,323 | 27,458 | 337,989 | 123,586 | 214,404 | 59,383 | Q 2 |
| 7月~9月 | 298,578 | 26,745 | 326,888 | 120,237 | 206,651 | 57,391 | Q 3 |
| 10月~12月 | 304,950 | 26,078 | 333,793 | 123,432 | 210,361 | 54,584 | Q 4 |
| 平成15年 1月 | 99,341 | 7,879 | 107,754 | 40,343 | 67,412 | 63,684 | J a n . 2003 |
| 2月 | 102,147 | 8,098 | 110,266 | 41,151 | 69,115 | 63,486 | F e b . |
| 3月 | 105,461 | 9,451 | 115,346 | 43,752 | 71,594 | 63,077 | M a r . |
| 4月 | 103,602 | 9,512 | 114,188 | 41,937 | 72,251 | 61,513 | A p r . |
| 5月 | 100,905 | 8,544 | 109,679 | 40,401 | 69,278 | 61,279 | M a y |
| 6月 | 102,816 | 9,401 | 114,122 | 41,247 | 72,875 | 59,383 | J u n . |
| 7月 | 102,583 | 9,882 | 113,189 | 41,433 | 71,756 | 58,669 | J u l . |
| 8月 | 94,473 | 8,076 | 103,517 | 37,595 | 65,921 | 57,265 | A u g . |
| 9月 | 101,522 | 8,786 | 110,182 | 41,208 | 68,974 | 57,391 | S e p . |
| 10月 | 102,806 | 9,221 | 113,945 | 41,811 | 72,135 | 55,439 | O c t . |
| 11月 | 101,631 | 8,721 | 111,474 | 41,725 | 69,748 | 54,310 | N o v . |
| 12月 | 100,513 | 8,136 | 108,374 | 39,896 | 68,478 | 54,584 | D e c . |

| 年 月 | (1) 合成繊維長繊維織物計 ①~③ Synthetic filament fabrics | | | | | 単位：千m ² Unit：1000m ² | Year, Quarter and Month |
|-------------|--|-----------------------------|----------------------------|------------------------|---------------|---|--|
| | 生産数量 Production Quantity | 受入数量 Receipt Quantity | 出荷数量 Shipments Quantity | | | 在庫数量 Inventory Quantity | |
| | | | 計 Total | 販売数量 Sales Quantity | その他 Others | | |
| 平成11年 | 1,076,174 | 143,982 | 1,228,757 | 447,660 | 781,097 | 33,381 | C. Y. 1999 2000 2001 2002 2003 |
| 12 | 1,113,528 | 145,783 | 1,259,265 | 470,013 | 789,252 | 33,781 | |
| 13 | 1,073,167 | 133,131 | 1,203,401 | 444,764 | 758,638 | 36,721 | |
| 14 | 943,685 | 88,809 | 1,033,586 | 373,421 | 660,165 | 36,278 | |
| 15 | 884,328 | 68,876 | 958,150 | 355,560 | 602,590 | 31,308 | |
| 平成13年度 | 1,049,249 | 127,162 | 1,171,529 | 430,068 | 741,461 | 37,787 | F. Y. 2001 2002 |
| 14 | 919,694 | 76,329 | 996,898 | 359,562 | 637,335 | 36,979 | |
| 平成15年 1月~3月 | 220,771 | 16,662 | 236,698 | 87,332 | 149,366 | 36,979 | Q 1 2003 |
| 4月~6月 | 223,345 | 18,652 | 243,514 | 90,395 | 153,119 | 35,464 | Q 2 |
| 7月~9月 | 218,579 | 17,064 | 238,025 | 88,017 | 150,008 | 33,091 | Q 3 |
| 10月~12月 | 221,634 | 16,498 | 239,913 | 89,815 | 150,098 | 31,308 | Q 4 |
| 平成15年 1月 | 71,476 | 5,042 | 76,413 | 28,111 | 48,302 | 36,501 | J a n . 2003 |
| 2月 | 72,972 | 5,271 | 78,052 | 28,463 | 49,590 | 36,516 | F e b . |
| 3月 | 76,322 | 6,349 | 82,233 | 30,759 | 51,474 | 36,979 | M a r . |
| 4月 | 75,373 | 6,706 | 83,324 | 30,742 | 52,582 | 35,732 | A p r . |
| 5月 | 73,097 | 5,703 | 79,032 | 29,410 | 49,622 | 35,498 | M a y |
| 6月 | 74,875 | 6,243 | 81,158 | 30,243 | 50,915 | 35,464 | J u n . |
| 7月 | 75,024 | 6,547 | 82,520 | 30,153 | 52,368 | 34,523 | J u l . |
| 8月 | 69,406 | 5,041 | 75,541 | 27,610 | 47,931 | 33,429 | A u g . |
| 9月 | 74,149 | 5,476 | 79,964 | 30,255 | 49,709 | 33,091 | S e p . |
| 10月 | 74,775 | 5,834 | 81,732 | 30,558 | 51,175 | 31,968 | O c t . |
| 11月 | 74,088 | 5,421 | 79,946 | 30,447 | 49,499 | 31,531 | N o v . |
| 12月 | 72,770 | 5,242 | 78,235 | 28,811 | 49,425 | 31,308 | D e c . |

織物 Woven fabrics

| 年 月 | ① ナイロン Nylon | | | | | 単位：千m ² Unit：1000m ² | Year, Quarter and Month |
|-------------|--------------------------------|-----------------------------|----------------------------|------------------------|---------------|---|--|
| | 生産数量 Production Quantity | 受入数量 Receipt Quantity | 出荷数量 Shipments Quantity | | | 在庫数量 Inventory Quantity | |
| | | | 計 Total | 販売数量 Sales Quantity | その他 Others | | |
| 平成11年 | 140,564 | 33,451 | 175,207 | 58,233 | 116,974 | 3,854 | C. Y. 1999 2000 2001 2002 2003 |
| 12 | 148,467 | 31,659 | 180,441 | 57,970 | 122,471 | 3,538 | |
| 13 | 141,855 | 29,478 | 170,826 | 55,505 | 115,321 | 4,056 | |
| 14 | 130,194 | 19,218 | 149,676 | 46,466 | 103,209 | 3,792 | |
| 15 | 128,600 | 13,373 | 142,215 | 43,570 | 98,646 | 3,851 | |
| 平成13年度 | 138,868 | 27,436 | 165,298 | 53,925 | 111,373 | 4,310 | F. Y. 2001 2002 |
| 14 | 128,926 | 16,320 | 146,127 | 44,319 | 101,808 | 3,731 | |
| 平成15年 1月～3月 | 31,304 | 2,794 | 34,461 | 10,561 | 23,900 | 3,731 | Q 1 2003 |
| 4月～6月 | 31,502 | 4,061 | 35,540 | 11,040 | 24,500 | 3,753 | Q 2 |
| 7月～9月 | 32,564 | 3,434 | 36,032 | 11,307 | 24,725 | 3,719 | Q 3 |
| 10月～12月 | 33,230 | 3,084 | 36,183 | 10,662 | 25,521 | 3,851 | Q 4 |
| 平成15年 1月 | 10,007 | 708 | 10,911 | 3,291 | 7,620 | 3,899 | Jan. 2003 |
| 2月 | 10,443 | 756 | 11,262 | 3,185 | 8,077 | 3,836 | Feb. |
| 3月 | 10,853 | 1,330 | 12,287 | 4,084 | 8,203 | 3,731 | Mar. |
| 4月 | 10,432 | 1,297 | 11,695 | 3,583 | 8,112 | 3,764 | Apr. |
| 5月 | 10,377 | 1,161 | 11,526 | 3,604 | 7,922 | 3,776 | May |
| 6月 | 10,694 | 1,603 | 12,319 | 3,853 | 8,466 | 3,753 | Jun. |
| 7月 | 11,036 | 1,290 | 12,480 | 3,996 | 8,484 | 3,600 | Jul. |
| 8月 | 10,395 | 1,141 | 11,634 | 3,590 | 8,044 | 3,502 | Aug. |
| 9月 | 11,133 | 1,003 | 11,918 | 3,722 | 8,196 | 3,719 | Sep. |
| 10月 | 10,999 | 907 | 11,971 | 3,485 | 8,486 | 3,655 | Oct. |
| 11月 | 11,084 | 1,142 | 12,232 | 3,608 | 8,623 | 3,649 | Nov. |
| 12月 | 11,147 | 1,036 | 11,981 | 3,569 | 8,412 | 3,851 | Dec. |

| 年 月 | ② ポリエステル Polyester | | | | | 単位：千m ² Unit：1000m ² | Year, Quarter and Month |
|-------------|--------------------------------|-----------------------------|----------------------------|------------------------|---------------|---|--|
| | 生産数量 Production Quantity | 受入数量 Receipt Quantity | 出荷数量 Shipments Quantity | | | 在庫数量 Inventory Quantity | |
| | | | 計 Total | 販売数量 Sales Quantity | その他 Others | | |
| 平成11年 | 846,625 | 103,078 | 955,768 | 325,993 | 629,775 | 23,525 | C. Y. 1999 2000 2001 2002 2003 |
| 12 | 864,336 | 106,321 | 970,915 | 339,342 | 631,573 | 23,506 | |
| 13 | 834,461 | 96,284 | 930,297 | 317,612 | 612,685 | 23,977 | |
| 14 | 731,078 | 61,544 | 794,418 | 262,050 | 532,368 | 20,808 | |
| 15 | 673,507 | 48,916 | 723,444 | 243,341 | 480,103 | 19,620 | |
| 平成13年度 | 815,341 | 92,276 | 905,707 | 306,791 | 598,917 | 23,273 | F. Y. 2001 2002 |
| 14 | 709,065 | 52,086 | 762,972 | 250,751 | 512,220 | 21,276 | |
| 平成15年 1月～3月 | 169,446 | 12,080 | 180,885 | 61,173 | 119,711 | 21,276 | Q 1 2003 |
| 4月～6月 | 171,174 | 12,959 | 185,026 | 62,579 | 122,448 | 20,381 | Q 2 |
| 7月～9月 | 165,316 | 11,985 | 177,742 | 58,346 | 119,396 | 19,949 | Q 3 |
| 10月～12月 | 167,571 | 11,891 | 179,791 | 61,243 | 118,548 | 19,620 | Q 4 |
| 平成15年 1月 | 55,281 | 3,845 | 58,711 | 19,956 | 38,754 | 21,163 | Jan. 2003 |
| 2月 | 55,766 | 3,842 | 59,903 | 20,216 | 39,687 | 20,760 | Feb. |
| 3月 | 58,400 | 4,393 | 62,271 | 21,001 | 41,270 | 21,276 | Mar. |
| 4月 | 58,103 | 4,881 | 63,975 | 21,874 | 42,102 | 20,286 | Apr. |
| 5月 | 55,856 | 4,015 | 60,212 | 20,380 | 39,832 | 19,942 | May |
| 6月 | 57,214 | 4,063 | 60,839 | 20,324 | 40,514 | 20,381 | Jun. |
| 7月 | 56,797 | 4,670 | 61,896 | 19,965 | 41,930 | 19,961 | Jul. |
| 8月 | 52,575 | 3,369 | 56,306 | 18,362 | 37,944 | 19,599 | Aug. |
| 9月 | 55,944 | 3,947 | 59,540 | 20,019 | 39,521 | 19,949 | Sep. |
| 10月 | 56,677 | 4,358 | 61,418 | 20,766 | 40,652 | 19,566 | Oct. |
| 11月 | 56,204 | 3,791 | 59,982 | 21,013 | 38,969 | 19,579 | Nov. |
| 12月 | 54,690 | 3,742 | 58,391 | 19,464 | 38,927 | 19,620 | Dec. |

織物 Woven fabrics

| 年 月 | ③ その他の長繊維 Other synthetic filament fabrics | | | | | 単位：千m ² Unit：1000m ² | Year, Quarter and Month |
|-------------|---|-----------------------------|----------------------------|------------------------|---------------|---|-------------------------------|
| | 生産数量 Production Quantity | 受入数量 Receipt Quantity | 出荷数量 Shipments Quantity | | | 在庫数量 Inventory Quantity | |
| | | | 計 Total | 販売数量 Sales Quantity | その他 Others | | |
| 平成11年 | 88,986 | 7,453 | 97,782 | 63,434 | 34,347 | 6,001 | C. Y. 1999 |
| 12 | 100,726 | 7,804 | 107,910 | 72,701 | 35,209 | 6,737 | 2000 |
| 13 | 96,851 | 7,370 | 102,279 | 71,647 | 30,632 | 8,687 | 2001 |
| 14 | 82,413 | 8,046 | 89,493 | 64,905 | 24,588 | 11,677 | 2002 |
| 15 | 82,221 | 6,587 | 92,491 | 68,649 | 23,842 | 7,837 | 2003 |
| 平成13年度 | 95,040 | 7,450 | 100,524 | 69,352 | 31,171 | 10,203 | F. Y. 2001 |
| 14 | 81,703 | 7,923 | 87,799 | 64,492 | 23,307 | 11,971 | 2002 |
| 平成15年 1月～3月 | 20,021 | 1,789 | 21,353 | 15,598 | 5,754 | 11,971 | Q 1 2003 |
| 4月～6月 | 20,669 | 1,631 | 22,948 | 16,777 | 6,171 | 11,330 | Q 2 |
| 7月～9月 | 20,699 | 1,644 | 24,251 | 18,364 | 5,887 | 9,422 | Q 3 |
| 10月～12月 | 20,832 | 1,523 | 23,940 | 17,910 | 6,029 | 7,837 | Q 4 |
| 平成15年 1月 | 6,188 | 489 | 6,791 | 4,863 | 1,928 | 11,439 | Jan. 2003 |
| 2月 | 6,764 | 673 | 6,886 | 5,061 | 1,825 | 11,920 | Feb. |
| 3月 | 7,070 | 627 | 7,675 | 5,674 | 2,001 | 11,971 | Mar. |
| 4月 | 6,838 | 527 | 7,654 | 5,285 | 2,368 | 11,683 | Apr. |
| 5月 | 6,863 | 528 | 7,294 | 5,426 | 1,868 | 11,780 | May |
| 6月 | 6,968 | 576 | 8,000 | 6,065 | 1,935 | 11,330 | Jun. |
| 7月 | 7,191 | 586 | 8,145 | 6,191 | 1,953 | 10,962 | Jul. |
| 8月 | 6,436 | 531 | 7,601 | 5,658 | 1,942 | 10,328 | Aug. |
| 9月 | 7,072 | 527 | 8,505 | 6,514 | 1,991 | 9,422 | Sep. |
| 10月 | 7,098 | 570 | 8,344 | 6,307 | 2,037 | 8,746 | Oct. |
| 11月 | 6,801 | 489 | 7,732 | 5,826 | 1,906 | 8,303 | Nov. |
| 12月 | 6,933 | 464 | 7,864 | 5,778 | 2,086 | 7,837 | Dec. |

| 年 月 | (2) 合成繊維短繊維織物計 ①～③ Synthetic staple fabrics | | | | | 単位：千m ² Unit：1000m ² | Year, Quarter and Month |
|-------------|--|-----------------------------|----------------------------|------------------------|---------------|---|-------------------------------|
| | 生産数量 Production Quantity | 受入数量 Receipt Quantity | 出荷数量 Shipments Quantity | | | 在庫数量 Inventory Quantity | |
| | | | 計 Total | 販売数量 Sales Quantity | その他 Others | | |
| 平成11年 | 504,657 | 50,342 | 560,954 | 216,550 | 344,404 | 35,199 | C. Y. 1999 |
| 12 | 459,221 | 49,582 | 511,509 | 211,258 | 300,250 | 32,305 | 2000 |
| 13 | 411,329 | 46,471 | 455,044 | 184,486 | 270,559 | 34,707 | 2001 |
| 14 | 349,389 | 34,994 | 391,217 | 153,937 | 237,281 | 27,822 | 2002 |
| 15 | 333,473 | 36,832 | 373,886 | 136,939 | 236,947 | 23,275 | 2003 |
| 平成13年度 | 393,913 | 43,493 | 434,482 | 173,254 | 261,228 | 35,087 | F. Y. 2001 |
| 14 | 345,353 | 34,531 | 388,880 | 151,504 | 237,376 | 26,098 | 2002 |
| 平成15年 1月～3月 | 86,179 | 8,765 | 96,669 | 37,913 | 58,755 | 26,098 | Q 1 2003 |
| 4月～6月 | 83,978 | 8,806 | 94,476 | 33,190 | 61,285 | 23,919 | Q 2 |
| 7月～9月 | 79,999 | 9,681 | 88,863 | 32,219 | 56,643 | 24,300 | Q 3 |
| 10月～12月 | 83,317 | 9,580 | 93,880 | 33,617 | 60,263 | 23,275 | Q 4 |
| 平成15年 1月 | 27,865 | 2,837 | 31,342 | 12,232 | 19,110 | 27,183 | Jan. 2003 |
| 2月 | 29,175 | 2,826 | 32,214 | 12,688 | 19,526 | 26,970 | Feb. |
| 3月 | 29,139 | 3,102 | 33,113 | 12,993 | 20,120 | 26,098 | Mar. |
| 4月 | 28,230 | 2,806 | 30,865 | 11,195 | 19,669 | 25,781 | Apr. |
| 5月 | 27,808 | 2,841 | 30,647 | 10,991 | 19,656 | 25,781 | May |
| 6月 | 27,940 | 3,159 | 32,964 | 11,005 | 21,960 | 23,919 | Jun. |
| 7月 | 27,559 | 3,336 | 30,668 | 11,280 | 19,388 | 24,146 | Jul. |
| 8月 | 25,067 | 3,035 | 27,976 | 9,986 | 17,990 | 23,836 | Aug. |
| 9月 | 27,373 | 3,310 | 30,218 | 10,953 | 19,265 | 24,300 | Sep. |
| 10月 | 28,031 | 3,387 | 32,213 | 11,253 | 20,960 | 23,471 | Oct. |
| 11月 | 27,543 | 3,300 | 31,528 | 11,279 | 20,250 | 22,779 | Nov. |
| 12月 | 27,743 | 2,894 | 30,139 | 11,085 | 19,054 | 23,275 | Dec. |

織物 Woven fabrics

| 年 月 | ① アクリル Acrylic | | | | | | 単位：千m ² Unit：1000m ² | Year, Quarter and Month |
|-------------|--------------------------------|-----------------------------|----------------------------|------------------------|---------------|-------------------------------|---|-------------------------------|
| | 生産数量 Production Quantity | 受入数量 Receipt Quantity | 出荷数量 Shipments Quantity | | | 在庫数量 Inventory Quantity | | |
| | | | 計 Total | 販売数量 Sales Quantity | その他 Others | | | |
| 平成11年 | 45,639 | 3,687 | 49,792 | 28,220 | 21,572 | 2,237 | C. Y. 1999 2000 2001 2002 2003 | |
| 12 | 28,043 | 2,640 | 30,789 | 18,880 | 11,910 | 2,039 | | |
| 13 | 26,300 | 2,481 | 28,761 | 15,857 | 12,904 | 2,016 | | |
| 14 | 22,473 | 2,420 | 25,162 | 12,775 | 12,387 | 1,691 | | |
| 15 | 20,194 | 2,101 | 22,562 | 11,312 | 11,250 | 989 | | |
| 平成13年度 | 25,467 | 2,452 | 27,870 | 14,906 | 12,964 | 1,747 | F. Y. 2001 2002 | |
| 14 | 21,774 | 2,320 | 24,391 | 12,197 | 12,193 | 1,451 | | |
| 平成15年 1月～3月 | 5,096 | 549 | 5,885 | 2,992 | 2,893 | 1,451 | Q 1 2003 | |
| 4月～6月 | 5,258 | 523 | 5,715 | 2,771 | 2,944 | 1,518 | Q 2 | |
| 7月～9月 | 4,869 | 504 | 5,309 | 2,594 | 2,716 | 1,146 | Q 3 | |
| 10月～12月 | 4,971 | 525 | 5,653 | 2,955 | 2,698 | 989 | Q 4 | |
| 平成15年 1月 | 1,603 | 182 | 1,894 | 1,013 | 882 | 1,582 | Jan. 2003 | |
| 2月 | 1,778 | 180 | 2,034 | 996 | 1,038 | 1,507 | Feb. | |
| 3月 | 1,715 | 187 | 1,957 | 983 | 974 | 1,451 | Mar. | |
| 4月 | 1,820 | 176 | 1,999 | 978 | 1,021 | 1,449 | Apr. | |
| 5月 | 1,728 | 163 | 1,869 | 897 | 972 | 1,471 | May | |
| 6月 | 1,709 | 184 | 1,847 | 896 | 950 | 1,518 | Jun. | |
| 7月 | 1,660 | 172 | 1,787 | 860 | 927 | 1,564 | Jul. | |
| 8月 | 1,563 | 159 | 1,688 | 834 | 854 | 1,162 | Aug. | |
| 9月 | 1,646 | 173 | 1,834 | 900 | 934 | 1,146 | Sep. | |
| 10月 | 1,669 | 184 | 1,855 | 951 | 903 | 1,145 | Oct. | |
| 11月 | 1,696 | 169 | 1,910 | 997 | 913 | 1,099 | Nov. | |
| 12月 | 1,606 | 172 | 1,888 | 1,007 | 882 | 989 | Dec. | |

| 年 月 | ② ポリエステル Polyester | | | | | | 単位：千m ² Unit：1000m ² | Year, Quarter and Month |
|-------------|--------------------------------|-----------------------------|----------------------------|------------------------|---------------|-------------------------------|---|-------------------------------|
| | 生産数量 Production Quantity | 受入数量 Receipt Quantity | 出荷数量 Shipments Quantity | | | 在庫数量 Inventory Quantity | | |
| | | | 計 Total | 販売数量 Sales Quantity | その他 Others | | | |
| 平成11年 | 375,155 | 43,104 | 423,255 | 140,753 | 282,502 | 27,753 | C. Y. 1999 2000 2001 2002 2003 | |
| 12 | 352,438 | 42,753 | 397,022 | 138,566 | 258,456 | 25,944 | | |
| 13 | 306,426 | 39,840 | 343,056 | 120,203 | 222,853 | 29,113 | | |
| 14 | 268,358 | 27,540 | 302,002 | 106,329 | 195,673 | 23,030 | | |
| 15 | 260,890 | 29,005 | 293,706 | 98,430 | 195,276 | 19,178 | | |
| 平成13年度 | 295,864 | 36,815 | 329,932 | 115,147 | 214,785 | 29,359 | F. Y. 2001 2002 | |
| 14 | 266,090 | 26,932 | 301,015 | 105,562 | 195,453 | 21,396 | | |
| 平成15年 1月～3月 | 66,867 | 6,910 | 75,411 | 26,629 | 48,782 | 21,396 | Q 1 2003 | |
| 4月～6月 | 66,040 | 6,881 | 74,905 | 23,989 | 50,916 | 19,414 | Q 2 | |
| 7月～9月 | 62,483 | 7,662 | 69,259 | 23,267 | 45,992 | 20,300 | Q 3 | |
| 10月～12月 | 65,499 | 7,552 | 74,130 | 24,544 | 49,586 | 19,178 | Q 4 | |
| 平成15年 1月 | 21,680 | 2,251 | 24,451 | 8,588 | 15,862 | 22,510 | Jan. 2003 | |
| 2月 | 22,689 | 2,171 | 25,261 | 8,942 | 16,320 | 22,108 | Feb. | |
| 3月 | 22,499 | 2,488 | 25,699 | 9,099 | 16,600 | 21,396 | Mar. | |
| 4月 | 22,219 | 2,242 | 24,170 | 7,974 | 16,197 | 21,687 | Apr. | |
| 5月 | 21,861 | 2,194 | 24,318 | 7,904 | 16,415 | 21,422 | May | |
| 6月 | 21,960 | 2,445 | 26,417 | 8,112 | 18,305 | 19,414 | Jun. | |
| 7月 | 21,708 | 2,617 | 24,169 | 8,320 | 15,849 | 19,571 | Jul. | |
| 8月 | 19,463 | 2,353 | 21,685 | 7,158 | 14,527 | 19,701 | Aug. | |
| 9月 | 21,312 | 2,691 | 23,405 | 7,789 | 15,616 | 20,300 | Sep. | |
| 10月 | 22,067 | 2,692 | 25,622 | 8,201 | 17,422 | 19,402 | Oct. | |
| 11月 | 21,568 | 2,648 | 24,711 | 8,210 | 16,501 | 18,901 | Nov. | |
| 12月 | 21,864 | 2,212 | 23,797 | 8,134 | 15,663 | 19,178 | Dec. | |

織物 Woven fabrics

| 年 月 | ③ その他の短繊維 Other synthetic staple fabrics | | | | | 単位：千m ² Unit：1000m ² | Year, Quarter and Month |
|-------------|---|-----------------------------|----------------------------|------------------------|-----------------|---|-------------------------------|
| | 生産数量 Production Quantity | 受入数量 Receipt Quantity | 出荷数量 Shipments Quantity | | | 在庫数量 Inventory Quantity | |
| | | | 計 Total | 販売数量 Sales Quantity | そ の 他 Others | | |
| 平成11年 | 83,862 | 3,550 | 87,907 | 47,577 | 40,330 | 5,209 | C. Y. 1999 |
| 12 | 78,740 | 4,189 | 83,698 | 53,813 | 29,885 | 4,321 | 2000 |
| 13 | 78,603 | 4,150 | 83,227 | 48,426 | 34,801 | 3,578 | 2001 |
| 14 | 58,559 | 5,034 | 64,054 | 34,833 | 29,221 | 3,101 | 2002 |
| 15 | 52,389 | 5,726 | 57,619 | 27,198 | 30,421 | 3,108 | 2003 |
| 平成13年度 | 72,581 | 4,225 | 76,680 | 43,201 | 33,479 | 3,981 | F. Y. 2001 |
| 14 | 57,488 | 5,279 | 63,475 | 33,745 | 29,730 | 3,251 | 2002 |
| 平成15年 1月～3月 | 14,215 | 1,306 | 15,372 | 8,292 | 7,080 | 3,251 | Q 1 2003 |
| 4月～6月 | 12,680 | 1,401 | 13,856 | 6,430 | 7,426 | 2,988 | Q 2 |
| 7月～9月 | 12,647 | 1,515 | 14,295 | 6,359 | 7,936 | 2,855 | Q 3 |
| 10月～12月 | 12,847 | 1,503 | 14,097 | 6,117 | 7,980 | 3,108 | Q 4 |
| 平成15年 1月 | 4,582 | 403 | 4,997 | 2,631 | 2,366 | 3,090 | Jan. 2003 |
| 2月 | 4,708 | 476 | 4,919 | 2,751 | 2,168 | 3,355 | Feb. |
| 3月 | 4,925 | 427 | 5,457 | 2,911 | 2,546 | 3,251 | Mar. |
| 4月 | 4,190 | 388 | 4,696 | 2,244 | 2,452 | 2,645 | Apr. |
| 5月 | 4,219 | 484 | 4,459 | 2,190 | 2,269 | 2,889 | May |
| 6月 | 4,271 | 529 | 4,701 | 1,996 | 2,705 | 2,988 | Jun. |
| 7月 | 4,190 | 547 | 4,713 | 2,101 | 2,612 | 3,011 | Jul. |
| 8月 | 4,041 | 523 | 4,602 | 1,993 | 2,609 | 2,973 | Aug. |
| 9月 | 4,415 | 445 | 4,979 | 2,265 | 2,715 | 2,855 | Sep. |
| 10月 | 4,295 | 511 | 4,736 | 2,101 | 2,635 | 2,925 | Oct. |
| 11月 | 4,279 | 483 | 4,908 | 2,072 | 2,836 | 2,779 | Nov. |
| 12月 | 4,273 | 509 | 4,453 | 1,944 | 2,509 | 3,108 | Dec. |

| 年 月 | タイヤコード Tire cord | | | | | 単位：トン Unit：t | Year, Quarter and Month |
|-------------|--------------------------------|-----------------------------|----------------------------|------------------------|-----------------|-------------------------------|-------------------------------|
| | 生産数量 Production Quantity | 受入数量 Receipt Quantity | 出荷数量 Shipments Quantity | | | 在庫数量 Inventory Quantity | |
| | | | 計 Total | 販売数量 Sales Quantity | そ の 他 Others | | |
| 平成11年 | 51,637 | 2,850 | 55,027 | 18,630 | 36,397 | 1,414 | C. Y. 1999 |
| 12 | 53,632 | 2,029 | 55,629 | 19,577 | 36,052 | 1,446 | 2000 |
| 13 | 53,815 | 1,385 | 55,165 | 20,054 | 35,111 | 1,491 | 2001 |
| 14 | 57,941 | 1,308 | 59,376 | 19,675 | 39,701 | 1,475 | 2002 |
| 15 | 56,276 | 1,048 | 56,868 | 18,797 | 38,071 | 1,931 | 2003 |
| 平成13年度 | 55,058 | 1,222 | 56,512 | 19,907 | 36,606 | 1,577 | F. Y. 2001 |
| 14 | 57,751 | 1,424 | 59,055 | 19,738 | 39,317 | 1,697 | 2002 |
| 平成15年 1月～3月 | 14,130 | 374 | 14,282 | 4,627 | 9,655 | 1,697 | Q 1 2003 |
| 4月～6月 | 14,514 | 275 | 14,777 | 4,888 | 9,889 | 1,710 | Q 2 |
| 7月～9月 | 13,940 | 222 | 13,899 | 4,670 | 9,229 | 1,972 | Q 3 |
| 10月～12月 | 13,693 | 177 | 13,910 | 4,613 | 9,298 | 1,931 | Q 4 |
| 平成15年 1月 | 4,368 | 151 | 4,444 | 1,499 | 2,946 | 1,549 | Jan. 2003 |
| 2月 | 4,628 | 96 | 4,645 | 1,498 | 3,147 | 1,628 | Feb. |
| 3月 | 5,133 | 128 | 5,193 | 1,630 | 3,562 | 1,697 | Mar. |
| 4月 | 4,974 | 110 | 5,144 | 1,621 | 3,523 | 1,637 | Apr. |
| 5月 | 4,606 | 65 | 4,723 | 1,594 | 3,129 | 1,585 | May |
| 6月 | 4,934 | 101 | 4,910 | 1,672 | 3,237 | 1,710 | Jun. |
| 7月 | 4,891 | 107 | 5,184 | 1,630 | 3,553 | 1,524 | Jul. |
| 8月 | 4,214 | 33 | 4,151 | 1,393 | 2,757 | 1,620 | Aug. |
| 9月 | 4,835 | 82 | 4,565 | 1,647 | 2,918 | 1,972 | Sep. |
| 10月 | 4,862 | 63 | 4,803 | 1,672 | 3,131 | 2,095 | Oct. |
| 11月 | 4,603 | 59 | 4,529 | 1,462 | 3,067 | 2,227 | Nov. |
| 12月 | 4,228 | 54 | 4,578 | 1,479 | 3,099 | 1,931 | Dec. |

注：タイヤコードの内訳は、82頁参照。

Note：See p.82 about Tire cord Breakdown.

織物 Woven fabrics

| 年 月 | タオル Towel | | | | | 単位：トン Unit：t | Year, Quarter and Month |
|-------------|--------------------------------|-----------------------------|----------------------------|------------------------|---------------|-------------------------------|--|
| | 生産数量 Production Quantity | 受入数量 Receipt Quantity | 出荷数量 Shipments Quantity | | | 在庫数量 Inventory Quantity | |
| | | | 計 Total | 販売数量 Sales Quantity | その他 Others | | |
| 平成11年 | 42,798 | 5,811 | 48,402 | 47,041 | 1,361 | 7,540 | C. Y. 1999 2000 2001 2002 2003 |
| 12 | 36,932 | 5,583 | 42,853 | 42,277 | 576 | 7,210 | |
| 13 | 32,251 | 4,884 | 38,037 | 37,447 | 590 | 6,325 | |
| 14 | 28,174 | 4,878 | 32,851 | 32,019 | 832 | 6,275 | |
| 15 | 24,551 | 4,177 | 28,975 | 28,574 | 401 | 5,975 | |
| 平成13年度 | 31,202 | 4,769 | 36,645 | 35,830 | 815 | 6,239 | F. Y. 2001 2002 |
| 14 | 27,118 | 4,697 | 31,761 | 31,280 | 481 | 6,251 | |
| 平成15年 1月～3月 | 5,985 | 1,069 | 7,031 | 6,970 | 62 | 6,251 | Q 1 2003 |
| 4月～6月 | 6,088 | 1,109 | 7,230 | 7,178 | 53 | 6,220 | Q 2 |
| 7月～9月 | 5,852 | 955 | 6,735 | 6,610 | 126 | 6,263 | Q 3 |
| 10月～12月 | 6,626 | 1,043 | 7,977 | 7,817 | 160 | 5,975 | Q 4 |
| 平成15年 1月 | 2,047 | 328 | 2,290 | 2,271 | 19 | 6,314 | Jan. 2003 |
| 2月 | 2,007 | 350 | 2,314 | 2,289 | 25 | 6,357 | Feb. |
| 3月 | 1,930 | 392 | 2,427 | 2,409 | 18 | 6,251 | Mar. |
| 4月 | 2,019 | 412 | 2,509 | 2,494 | 14 | 6,190 | Apr. |
| 5月 | 2,082 | 362 | 2,381 | 2,358 | 23 | 6,253 | May |
| 6月 | 1,987 | 334 | 2,340 | 2,325 | 15 | 6,220 | Jun. |
| 7月 | 2,042 | 327 | 2,340 | 2,301 | 39 | 6,235 | Jul. |
| 8月 | 1,743 | 303 | 2,101 | 2,063 | 38 | 6,146 | Aug. |
| 9月 | 2,067 | 325 | 2,294 | 2,245 | 49 | 6,263 | Sep. |
| 10月 | 2,164 | 334 | 2,467 | 2,420 | 47 | 6,315 | Oct. |
| 11月 | 2,213 | 367 | 2,710 | 2,657 | 53 | 6,185 | Nov. |
| 12月 | 2,249 | 342 | 2,800 | 2,740 | 61 | 5,975 | Dec. |

織物—生産内訳 Woven fabrics —Breakdown of production by Woven fabrics

単位 (Unit) : 1000m²

| 年 月 | 綿織物 Cotton fabrics | | | | | | | Year, Quarter and Month |
|-------------|-----------------------|------------|--|----------------------------------|--|----------------|---------------|-------------------------------|
| | 合計 Total | 計 Total | 生地 Texture (bleached yarn included) | | | | あや類 Leases | |
| | | | かなきん Unbleached muslin | ポプリンブロード Poplin, broad cloths | 絹布・てんじく・絹布・ネル Sofu, Tenjiku, Saifu and flannel cloth | クレープ Crapes | | |
| 平成11年 | 774,476 | 560,393 | 35,440 | 98,891 | 46,280 | 5,575 | 84,166 | C. Y. 1999 |
| 12 | 663,598 | 473,951 | 23,865 | 71,505 | 42,104 | 5,032 | 58,485 | 2000 |
| 13 | 603,047 | 404,707 | 23,144 | 52,312 | 22,979 | 3,557 | 47,401 | 2001 |
| 14 | 540,549 | 343,065 | 20,902 | 48,657 | 17,747 | 2,434 | 41,701 | 2002 |
| 15 | 506,601 | 327,481 | 20,078 | 45,065 | 16,258 | 2,380 | 48,330 | 2003 |
| 平成13年度 | 577,369 | 384,411 | 22,375 | 52,609 | 20,252 | 2,991 | 43,595 | F. Y. 2001 |
| 14 | 536,571 | 336,741 | 21,099 | 46,330 | 18,175 | 2,443 | 44,251 | 2002 |
| 平成15年 1月～3月 | 131,126 | 82,202 | 5,372 | 11,355 | 4,416 | 622 | 11,810 | Q 1 2003 |
| 4月～6月 | 129,661 | 82,760 | 5,133 | 11,786 | 3,796 | 582 | 12,015 | Q 2 |
| 7月～9月 | 119,792 | 79,525 | 4,732 | 10,708 | 4,032 | 574 | 11,911 | Q 3 |
| 10月～12月 | 126,021 | 82,995 | 4,841 | 11,216 | 4,015 | 602 | 12,594 | Q 4 |
| 平成15年 1月 | 42,002 | 25,945 | 1,726 | 3,233 | 1,422 | 197 | 3,671 | Jan. 2003 |
| 2月 | 43,623 | 27,791 | 1,807 | 4,087 | 1,501 | 203 | 3,933 | Feb. |
| 3月 | 45,501 | 28,466 | 1,838 | 4,035 | 1,492 | 222 | 4,205 | Mar. |
| 4月 | 44,934 | 28,410 | 1,757 | 3,929 | 1,326 | 201 | 4,312 | Apr. |
| 5月 | 41,717 | 26,582 | 1,666 | 3,594 | 1,203 | 204 | 3,839 | May |
| 6月 | 43,010 | 27,768 | 1,710 | 4,263 | 1,267 | 178 | 3,864 | Jun. |
| 7月 | 42,513 | 27,453 | 1,591 | 3,930 | 1,372 | 196 | 3,962 | Jul. |
| 8月 | 37,036 | 24,280 | 1,486 | 2,788 | 1,284 | 169 | 3,684 | Aug. |
| 9月 | 40,243 | 27,791 | 1,654 | 3,990 | 1,376 | 209 | 4,265 | Sep. |
| 10月 | 41,945 | 28,173 | 1,638 | 4,096 | 1,450 | 205 | 4,051 | Oct. |
| 11月 | 42,359 | 27,987 | 1,610 | 3,779 | 1,354 | 185 | 4,344 | Nov. |
| 12月 | 41,718 | 26,835 | 1,593 | 3,341 | 1,211 | 211 | 4,200 | Dec. |

単位 (Unit) : 1000m²

| 年 月 | 綿織物 Cotton fabrics | | | | | | | Year, Quarter and Month |
|-------------|--|-----------------------------------|--|----------------------|------------|-----------------|------------------------|-------------------------------|
| | 生地 Texture (bleached yarn included) | | | | 計 Total | 糸染 Dyed yarn | | |
| | 朱子 Satin | 別珍・コール天 Velveteen and corduroy | 白もめん Bandagecloth, gauze cloth, white cotton | その他 Other texture | | ギンガム Gingham | その他 Other dyed yarn | |
| 平成11年 | 28,030 | 14,691 | 55,166 | 192,154 | 214,082 | 29,461 | 184,622 | C. Y. 1999 |
| 12 | 40,472 | 12,037 | 39,975 | 180,476 | 189,647 | 22,805 | 166,842 | 2000 |
| 13 | 39,238 | 9,834 | 33,264 | 172,979 | 198,340 | 20,558 | 177,782 | 2001 |
| 14 | 34,479 | 8,535 | 29,476 | 139,135 | 197,484 | 12,867 | 184,617 | 2002 |
| 15 | 32,381 | 9,699 | 27,376 | 125,914 | 179,119 | 10,707 | 168,412 | 2003 |
| 平成13年度 | 36,571 | 9,198 | 31,866 | 164,953 | 192,958 | 17,103 | 175,856 | F. Y. 2001 |
| 14 | 32,722 | 9,052 | 28,861 | 133,807 | 199,830 | 12,606 | 187,224 | 2002 |
| 平成15年 1月～3月 | 7,509 | 2,215 | 6,834 | 32,070 | 48,925 | 3,495 | 45,430 | Q 1 2003 |
| 4月～6月 | 8,391 | 2,987 | 6,584 | 31,486 | 46,901 | 3,108 | 43,794 | Q 2 |
| 7月～9月 | 8,091 | 2,742 | 6,829 | 29,906 | 40,267 | 1,770 | 38,498 | Q 3 |
| 10月～12月 | 8,390 | 1,755 | 7,129 | 32,452 | 43,026 | 2,335 | 40,691 | Q 4 |
| 平成15年 1月 | 2,469 | 602 | 2,210 | 10,413 | 16,057 | 1,195 | 14,863 | Jan. 2003 |
| 2月 | 2,563 | 674 | 2,275 | 10,747 | 15,832 | 1,140 | 14,692 | Feb. |
| 3月 | 2,477 | 938 | 2,349 | 10,910 | 17,035 | 1,160 | 15,875 | Mar. |
| 4月 | 2,880 | 1,081 | 2,194 | 10,731 | 16,524 | 1,303 | 15,221 | Apr. |
| 5月 | 2,460 | 950 | 2,188 | 10,479 | 15,135 | 940 | 14,195 | May |
| 6月 | 3,051 | 956 | 2,202 | 10,276 | 15,242 | 865 | 14,378 | Jun. |
| 7月 | 2,959 | 942 | 2,270 | 10,232 | 15,060 | 694 | 14,366 | Jul. |
| 8月 | 2,625 | 900 | 2,177 | 9,167 | 12,756 | 558 | 12,198 | Aug. |
| 9月 | 2,508 | 900 | 2,382 | 10,507 | 12,452 | 518 | 11,934 | Sep. |
| 10月 | 2,703 | 656 | 2,419 | 10,956 | 13,772 | 715 | 13,057 | Oct. |
| 11月 | 3,041 | 514 | 2,345 | 10,814 | 14,371 | 709 | 13,663 | Nov. |
| 12月 | 2,646 | 586 | 2,366 | 10,682 | 14,883 | 912 | 13,971 | Dec. |

織物—生産内訳 Woven fabrics — Breakdown of production by Woven fabrics

単位 (Unit) : 1000m²

| 年 月 | 毛織物 Wool fabrics | | | | | | | Year, Quarter and Month |
|-------------|---------------------|------------|----------------------------|-------------------------------|------------------------------|------------|----------------------------|--|
| | 合計 Total | 計 Total | そ毛 Worsted fabrics | | | 計 Total | 紡毛 Woolen fabrics | |
| | | | 男子服地 Men's dress clothe | 婦人児服地 Women's dress clothe | その他 Other worsted fabrics | | 男子服地 Men's dress clothe | |
| 平成11年 | 199,058 | 164,289 | 96,385 | 61,251 | 6,653 | 34,769 | 2,005 | C. Y. 1999 2000 2001 2002 2003 |
| 12 | 98,153 | 85,132 | 49,619 | 31,190 | 4,323 | 13,021 | 604 | |
| 13 | 94,914 | 81,734 | 48,078 | 29,880 | 3,775 | 13,181 | 668 | |
| 14 | 88,114 | 75,970 | 44,946 | 27,371 | 3,653 | 12,143 | 523 | |
| 15 | 78,137 | 67,922 | 40,241 | 24,439 | 3,242 | 10,215 | 839 | |
| 平成13年度 | 93,342 | 80,538 | 47,681 | 29,111 | 3,747 | 12,803 | 578 | F. Y. 2001 2002 |
| 14 | 85,768 | 73,937 | 43,845 | 26,452 | 3,640 | 11,831 | 580 | |
| 平成15年 1月～3月 | 18,359 | 16,052 | 9,845 | 5,378 | 828 | 2,307 | 120 | Q 1 2003 |
| 4月～6月 | 19,931 | 17,331 | 9,960 | 6,565 | 805 | 2,601 | 172 | Q 2 |
| 7月～9月 | 20,211 | 17,266 | 9,931 | 6,532 | 803 | 2,945 | 256 | Q 3 |
| 10月～12月 | 19,636 | 17,274 | 10,505 | 5,964 | 806 | 2,362 | 292 | Q 4 |
| 平成15年 1月 | 6,170 | 5,234 | 3,366 | 1,589 | 280 | 936 | 37 | Jan. 2003 |
| 2月 | 5,969 | 5,261 | 3,229 | 1,769 | 263 | 708 | 42 | Feb. |
| 3月 | 6,220 | 5,557 | 3,250 | 2,021 | 286 | 663 | 41 | Mar. |
| 4月 | 6,377 | 5,548 | 3,275 | 1,997 | 277 | 829 | 53 | Apr. |
| 5月 | 6,793 | 5,885 | 3,346 | 2,283 | 256 | 908 | 68 | May |
| 6月 | 6,761 | 5,898 | 3,338 | 2,286 | 273 | 863 | 51 | Jun. |
| 7月 | 6,843 | 5,963 | 3,428 | 2,255 | 279 | 880 | 59 | Jul. |
| 8月 | 6,542 | 5,526 | 3,160 | 2,091 | 276 | 1,016 | 88 | Aug. |
| 9月 | 6,827 | 5,777 | 3,343 | 2,186 | 248 | 1,050 | 109 | Sep. |
| 10月 | 6,915 | 5,954 | 3,585 | 2,085 | 284 | 961 | 137 | Oct. |
| 11月 | 6,519 | 5,775 | 3,358 | 2,153 | 263 | 745 | 109 | Nov. |
| 12月 | 6,202 | 5,545 | 3,561 | 1,725 | 259 | 656 | 45 | Dec. |

単位 (Unit) : 1000m²

| 年 月 | 毛織物 Wool fabrics | | | 合計 Total | 絹織物 Silk fabrics | | | Year, Quarter and Month |
|-------------|-------------------------------|------------------------|-----------------------------|-------------|---------------------|--------------------------|---------------|--|
| | 紡毛 Woolen fabrics | | | | 計 Total | 広幅 Double width total | | |
| | 婦人児服地 Women's dress clothe | 毛布地 Blanket texture | その他 Other woolen fabrics | | | 羽二重類 Habutae | クレープ Crape | |
| 平成11年 | 25,042 | 1,548 | 6,174 | 33,425 | 11,032 | 5,360 | 2,877 | C. Y. 1999 2000 2001 2002 2003 |
| 12 | 6,791 | 1,535 | 4,091 | 32,275 | 11,192 | 5,556 | 3,410 | |
| 13 | 7,311 | 1,337 | 3,865 | 29,801 | 10,933 | 5,518 | 3,365 | |
| 14 | 6,954 | 929 | 3,737 | 26,826 | 10,278 | 4,354 | 3,250 | |
| 15 | 5,162 | 587 | 3,628 | 23,935 | 8,374 | 3,801 | 2,464 | |
| 平成13年度 | 7,235 | 1,181 | 3,809 | 29,108 | 10,735 | 5,244 | 3,325 | F. Y. 2001 2002 |
| 14 | 6,654 | 895 | 3,703 | 25,985 | 9,800 | 4,207 | 3,044 | |
| 平成15年 1月～3月 | 1,066 | 229 | 892 | 5,886 | 2,123 | 977 | 629 | Q 1 2003 |
| 4月～6月 | 1,399 | 111 | 919 | 6,156 | 2,112 | 978 | 597 | Q 2 |
| 7月～9月 | 1,694 | 105 | 890 | 5,865 | 2,067 | 915 | 620 | Q 3 |
| 10月～12月 | 1,003 | 141 | 927 | 6,028 | 2,072 | 930 | 619 | Q 4 |
| 平成15年 1月 | 510 | 103 | 287 | 1,772 | 678 | 312 | 199 | Jan. 2003 |
| 2月 | 289 | 77 | 300 | 2,050 | 711 | 325 | 211 | Feb. |
| 3月 | 267 | 49 | 306 | 2,065 | 734 | 340 | 218 | Mar. |
| 4月 | 419 | 41 | 316 | 2,037 | 700 | 338 | 191 | Apr. |
| 5月 | 500 | 36 | 304 | 2,024 | 694 | 322 | 195 | May |
| 6月 | 480 | 34 | 299 | 2,095 | 718 | 319 | 211 | Jun. |
| 7月 | 498 | 32 | 291 | 2,017 | 713 | 315 | 209 | Jul. |
| 8月 | 587 | 34 | 307 | 1,835 | 657 | 292 | 199 | Aug. |
| 9月 | 609 | 39 | 292 | 2,013 | 696 | 307 | 212 | Sep. |
| 10月 | 476 | 42 | 305 | 1,981 | 682 | 310 | 199 | Oct. |
| 11月 | 276 | 48 | 312 | 2,031 | 708 | 312 | 221 | Nov. |
| 12月 | 250 | 51 | 310 | 2,016 | 682 | 308 | 199 | Dec. |

織物—生産内訳 Woven fabrics — Breakdown of production by Woven fabrics

単位 (Unit) : 1000m²

| 年 月 | 絹織物 Silk fabrics | | | | | ビスコーススフ織物 Viscose staple fabrics | | Year, Quarter and Month |
|-------------|--------------------------|------------|--------------------------|-----------------|---|-------------------------------------|-------------|--|
| | 広幅 Double width total | 計 Total | 小幅 Single width total | | その他の後練 (後染) Other piece dyed silk fabrics | 合計 Total | 合計 Total | |
| | | | ちりめん類 Silk crape | 先練 Yarn dyed | | | | |
| 平成11年 | 2,796 | 15,745 | 11,562 | 4,182 | 6,649 | 251,792 | 233,617 | C. Y. 1999 2000 2001 2002 2003 |
| 12 | 2,226 | 14,028 | 10,010 | 4,018 | 7,054 | 181,067 | 169,644 | |
| 13 | 2,049 | 12,664 | 8,842 | 3,822 | 6,205 | 164,920 | 154,818 | |
| 14 | 2,674 | 11,966 | 8,128 | 3,839 | 4,582 | 141,929 | 133,275 | |
| 15 | 2,109 | 11,509 | 7,747 | 3,762 | 4,052 | 127,936 | 121,859 | |
| 平成13年度 | 2,166 | 12,538 | 8,698 | 3,840 | 5,836 | 158,938 | 148,866 | F. Y. 2001 2002 |
| 14 | 2,550 | 11,747 | 7,928 | 3,819 | 4,439 | 139,391 | 131,631 | |
| 平成15年 1月～3月 | 518 | 2,748 | 1,817 | 931 | 1,015 | 33,025 | 31,389 | Q 1 2003 |
| 4月～6月 | 536 | 2,978 | 2,005 | 972 | 1,067 | 33,587 | 31,989 | Q 2 |
| 7月～9月 | 532 | 2,823 | 1,899 | 923 | 976 | 31,159 | 29,790 | Q 3 |
| 10月～12月 | 523 | 2,961 | 2,025 | 935 | 995 | 30,166 | 28,690 | Q 4 |
| 平成15年 1月 | 167 | 787 | 491 | 296 | 307 | 10,381 | 9,828 | Jan. 2003 |
| 2月 | 175 | 993 | 684 | 309 | 345 | 11,603 | 11,060 | Feb. |
| 3月 | 176 | 968 | 642 | 326 | 363 | 11,041 | 10,501 | Mar. |
| 4月 | 172 | 978 | 652 | 326 | 358 | 10,944 | 10,381 | Apr. |
| 5月 | 177 | 981 | 662 | 319 | 349 | 11,274 | 10,725 | May |
| 6月 | 188 | 1,018 | 691 | 327 | 360 | 11,369 | 10,883 | Jun. |
| 7月 | 189 | 951 | 629 | 322 | 353 | 10,884 | 10,404 | Jul. |
| 8月 | 166 | 889 | 592 | 297 | 289 | 9,929 | 9,498 | Aug. |
| 9月 | 177 | 982 | 679 | 304 | 334 | 10,346 | 9,889 | Sep. |
| 10月 | 173 | 950 | 630 | 320 | 349 | 10,105 | 9,636 | Oct. |
| 11月 | 175 | 1,002 | 695 | 307 | 321 | 10,118 | 9,640 | Nov. |
| 12月 | 175 | 1,009 | 701 | 308 | 324 | 9,942 | 9,414 | Dec. |

単位 (Unit) : 1000m²

| 年 月 | ビスコーススフ織物 Viscose staple fabrics | | | 合成繊維織物ナイロン長繊維 Nylon filament fabrics | | | Year, Quarter and Month |
|-------------|--|----------------------|-----------------|---|----------------|--|--|
| | 生地 Texture total (bleached yarn included) | | 先染 Dyed yarn | 計 Total | タフタ Taffeta | その他 Other nylon filament fabrics | |
| | モスリン Moslin | その他 Other texture | | | | | |
| 平成11年 | 147,945 | 85,672 | 18,175 | 140,564 | 88,137 | 52,427 | C. Y. 1999 2000 2001 2002 2003 |
| 12 | 104,510 | 65,135 | 11,423 | 148,467 | 84,288 | 64,179 | |
| 13 | 97,152 | 57,666 | 10,102 | 141,855 | 77,774 | 64,081 | |
| 14 | 81,460 | 51,815 | 8,653 | 130,194 | 64,872 | 65,322 | |
| 15 | 76,720 | 45,139 | 6,077 | 128,600 | 67,393 | 61,207 | |
| 平成13年度 | 94,256 | 54,610 | 10,072 | 138,868 | 75,601 | 63,267 | F. Y. 2001 2002 |
| 14 | 79,182 | 52,449 | 7,760 | 128,926 | 63,465 | 65,462 | |
| 平成15年 1月～3月 | 18,521 | 12,868 | 1,636 | 31,304 | 15,720 | 15,584 | Q 1 2003 |
| 4月～6月 | 19,531 | 12,457 | 1,598 | 31,502 | 16,132 | 15,370 | Q 2 |
| 7月～9月 | 19,655 | 10,136 | 1,369 | 32,564 | 17,477 | 15,087 | Q 3 |
| 10月～12月 | 19,012 | 9,678 | 1,475 | 33,230 | 18,064 | 15,166 | Q 4 |
| 平成15年 1月 | 5,630 | 4,198 | 553 | 10,007 | 4,892 | 5,116 | Jan. 2003 |
| 2月 | 6,630 | 4,430 | 543 | 10,443 | 5,284 | 5,159 | Feb. |
| 3月 | 6,261 | 4,240 | 540 | 10,853 | 5,544 | 5,309 | Mar. |
| 4月 | 6,289 | 4,092 | 563 | 10,432 | 5,320 | 5,111 | Apr. |
| 5月 | 6,584 | 4,140 | 549 | 10,377 | 5,248 | 5,128 | May |
| 6月 | 6,658 | 4,226 | 486 | 10,694 | 5,563 | 5,131 | Jun. |
| 7月 | 6,470 | 3,934 | 480 | 11,036 | 6,006 | 5,030 | Jul. |
| 8月 | 6,534 | 2,964 | 431 | 10,395 | 5,403 | 4,991 | Aug. |
| 9月 | 6,650 | 3,239 | 457 | 11,133 | 6,067 | 5,066 | Sep. |
| 10月 | 6,281 | 3,355 | 469 | 10,999 | 5,937 | 5,062 | Oct. |
| 11月 | 6,423 | 3,217 | 478 | 11,084 | 5,982 | 5,102 | Nov. |
| 12月 | 6,309 | 3,106 | 528 | 11,147 | 6,145 | 5,002 | Dec. |

織物一生産内訳 Woven fabrics - Breakdown of production by Woven fabrics

単位 (Unit) : 1000m²

| 年 月 | 合成繊維織物ポリエステル長繊維 Polyester filament fabrics | | | | | | | Year, Quarter and Month |
|-------------|---|----------------|-------------------|------------------------------|----------------|-----------------------------------|---|--|
| | 計 Total | タフタ Taffeta | デシン Flat crape | ジョーゼット Georgette crape | ボンジー Pongee | 加工糸織物 Textured yarn fabrics | その他 Other polyester filament fabrics | |
| 平成11年 | 846,625 | 184,276 | 31,952 | 68,561 | 35,797 | 245,221 | 280,817 | C. Y. 1999 2000 2001 2002 2003 |
| 12 | 864,336 | 196,305 | 31,662 | 68,904 | 35,116 | 252,157 | 280,192 | |
| 13 | 834,461 | 196,693 | 29,642 | 58,504 | 35,924 | 246,735 | 266,962 | |
| 14 | 731,078 | 182,541 | 15,887 | 50,117 | 36,779 | 213,979 | 231,774 | |
| 15 | 673,507 | 160,928 | 13,246 | 40,223 | 28,709 | 206,668 | 223,733 | |
| 平成13年度 | 815,341 | 195,092 | 26,773 | 55,179 | 35,964 | 241,405 | 260,928 | F. Y. 2001 2002 |
| 14 | 709,065 | 175,754 | 13,505 | 48,499 | 35,498 | 208,842 | 226,968 | |
| 平成15年 1月～3月 | 169,446 | 39,848 | 3,295 | 11,131 | 7,609 | 51,631 | 55,931 | Q 1 2003 |
| 4月～6月 | 171,174 | 41,059 | 3,323 | 10,253 | 6,899 | 52,470 | 57,170 | Q 2 |
| 7月～9月 | 165,316 | 40,308 | 3,207 | 9,624 | 7,136 | 49,626 | 55,414 | Q 3 |
| 10月～12月 | 167,571 | 39,713 | 3,421 | 9,215 | 7,063 | 52,941 | 55,218 | Q 4 |
| 平成15年 1月 | 55,281 | 13,066 | 1,048 | 3,787 | 2,357 | 16,636 | 18,386 | Jan. 2003 |
| 2月 | 55,766 | 12,915 | 1,140 | 3,799 | 2,599 | 17,009 | 18,303 | Feb. |
| 3月 | 58,400 | 13,868 | 1,107 | 3,545 | 2,654 | 17,986 | 19,241 | Mar. |
| 4月 | 58,103 | 13,823 | 1,129 | 3,500 | 2,354 | 17,961 | 19,337 | Apr. |
| 5月 | 55,856 | 13,466 | 1,064 | 3,293 | 2,189 | 17,118 | 18,727 | May |
| 6月 | 57,214 | 13,770 | 1,129 | 3,460 | 2,357 | 17,390 | 19,106 | Jun. |
| 7月 | 56,797 | 13,916 | 1,131 | 3,404 | 2,510 | 16,761 | 19,075 | Jul. |
| 8月 | 52,575 | 12,509 | 997 | 3,210 | 2,278 | 15,642 | 17,939 | Aug. |
| 9月 | 55,944 | 13,883 | 1,080 | 3,009 | 2,349 | 17,223 | 18,400 | Sep. |
| 10月 | 56,677 | 13,724 | 1,152 | 3,101 | 2,325 | 17,846 | 18,530 | Oct. |
| 11月 | 56,204 | 13,330 | 1,137 | 3,047 | 2,432 | 17,797 | 18,460 | Nov. |
| 12月 | 54,690 | 12,659 | 1,132 | 3,068 | 2,306 | 17,298 | 18,228 | Dec. |

単位 (Unit) : 1000m²

単位 (Unit) : t

| 年 月 | 合成繊維織物ポリエステル短繊維 Polyester staple fabrics | | | タイヤコード Tire cord | | | Year, Quarter and Month |
|-------------|---|--|---|---------------------|---------------|---------------------|--|
| | 計 Total | ポプリン・ ブロード Poplin, broad cloths | その他 Otherpolyester staple fabrics | 計 Total | ナイロン Nylon | ポリエステル Polyester | |
| 平成11年 | 375,155 | 111,958 | 263,197 | 51,637 | 28,184 | 22,534 | C. Y. 1999 2000 2001 2002 2003 |
| 12 | 352,438 | 116,271 | 236,167 | 53,632 | 26,144 | 25,817 | |
| 13 | 306,426 | 98,954 | 207,473 | 53,815 | 26,420 | 25,934 | |
| 14 | 268,358 | 88,933 | 179,425 | 57,941 | 25,532 | 30,843 | |
| 15 | 260,890 | 81,773 | 179,117 | 56,276 | 25,425 | 29,032 | |
| 平成13年度 | 295,864 | 96,407 | 199,457 | 55,058 | 25,890 | 27,721 | F. Y. 2001 2002 |
| 14 | 266,090 | 87,088 | 179,002 | 57,751 | 26,297 | 29,747 | |
| 平成15年 1月～3月 | 66,867 | 21,777 | 45,090 | 14,130 | 6,818 | 6,817 | Q 1 2003 |
| 4月～6月 | 66,040 | 20,576 | 45,465 | 14,514 | 6,324 | 7,730 | Q 2 |
| 7月～9月 | 62,483 | 18,898 | 43,585 | 13,940 | 5,856 | 7,642 | Q 3 |
| 10月～12月 | 65,499 | 20,522 | 44,977 | 13,693 | 6,427 | 6,843 | Q 4 |
| 平成15年 1月 | 21,680 | 7,029 | 14,650 | 4,368 | 1,897 | 2,282 | Jan. 2003 |
| 2月 | 22,689 | 7,507 | 15,182 | 4,628 | 2,465 | 2,040 | Feb. |
| 3月 | 22,499 | 7,241 | 15,258 | 5,133 | 2,456 | 2,495 | Mar. |
| 4月 | 22,219 | 6,934 | 15,285 | 4,974 | 2,246 | 2,554 | Apr. |
| 5月 | 21,861 | 6,716 | 15,145 | 4,606 | 1,952 | 2,518 | May |
| 6月 | 21,960 | 6,927 | 15,034 | 4,934 | 2,127 | 2,658 | Jun. |
| 7月 | 21,708 | 6,539 | 15,169 | 4,891 | 2,088 | 2,659 | Jul. |
| 8月 | 19,463 | 5,766 | 13,697 | 4,214 | 1,733 | 2,328 | Aug. |
| 9月 | 21,312 | 6,593 | 14,719 | 4,835 | 2,035 | 2,655 | Sep. |
| 10月 | 22,067 | 6,712 | 15,355 | 4,862 | 2,203 | 2,526 | Oct. |
| 11月 | 21,568 | 6,792 | 14,777 | 4,603 | 2,335 | 2,108 | Nov. |
| 12月 | 21,864 | 7,018 | 14,845 | 4,228 | 1,889 | 2,209 | Dec. |

敷物・フェルト・不織布 Covering, Felt and Non-woven fabrics

| 年 月 | モケット Moquette | | | | | | 単位：千㎡ Unit：1000m ² | Year, Quarter and Month |
|-------------|--------------------------------|-----------------------------|----------------------------|----------------|-------------------------------|---------------|----------------------------------|-------------------------------|
| | 生産数量 Production Quantity | 受入数量 Receipt Quantity | 出荷数量 Shipments Quantity | | | | 在庫数量 Inventory Quantity | |
| | | | 計 Total | 販売 Sales | | その他 Others | | |
| | | | | 数量 Quantity | 金額(百万円) Value(Million yen) | | | |
| 平成11年 | 7,373 | 573 | 8,025 | 8,012 | 11,270 | 12 | 637 | C. Y. 1999 |
| 12 | 6,945 | 724 | 7,761 | 7,750 | 10,355 | 11 | 545 | 2000 |
| 13 | 5,730 | 121 | 5,946 | 5,933 | 8,428 | 13 | 449 | 2001 |
| 14 | 4,351 | 31 | 4,464 | 4,460 | 7,053 | 4 | 375 | 2002 |
| 15 | 3,655 | 42 | 3,683 | 3,669 | 6,038 | 14 | 372 | 2003 |
| 平成13年度 | 5,247 | 68 | 5,374 | 5,361 | 7,725 | 14 | 466 | F. Y. 2001 |
| 14 | 4,045 | 35 | 4,213 | 4,209 | 6,769 | 4 | 317 | 2002 |
| 平成15年 1月～3月 | 887 | 9 | 937 | 937 | 1,508 | 0 | 317 | Q 1 2003 |
| 4月～6月 | 808 | 12 | 833 | 820 | 1,347 | 13 | 304 | Q 2 |
| 7月～9月 | 851 | 13 | 841 | 840 | 1,299 | 1 | 328 | Q 3 |
| 10月～12月 | 1,109 | 8 | 1,073 | 1,072 | 1,884 | 1 | 372 | Q 4 |
| 平成15年 1月 | 312 | 5 | 298 | 298 | 464 | - | 388 | Jan. 2003 |
| 2月 | 280 | 2 | 330 | 330 | 525 | - | 328 | Feb. |
| 3月 | 295 | 2 | 308 | 308 | 519 | 0 | 317 | Mar. |
| 4月 | 268 | 4 | 281 | 268 | 459 | 13 | 308 | Apr. |
| 5月 | 266 | 3 | 277 | 277 | 460 | 0 | 299 | May |
| 6月 | 274 | 5 | 274 | 274 | 427 | - | 304 | Jun. |
| 7月 | 287 | 5 | 302 | 302 | 422 | - | 294 | Jul. |
| 8月 | 254 | 4 | 256 | 255 | 413 | 0 | 298 | Aug. |
| 9月 | 309 | 4 | 283 | 283 | 463 | 0 | 328 | Sep. |
| 10月 | 375 | 2 | 371 | 371 | 631 | 0 | 334 | Oct. |
| 11月 | 376 | 2 | 361 | 361 | 645 | 0 | 351 | Nov. |
| 12月 | 358 | 4 | 340 | 340 | 608 | 0 | 372 | Dec. |

| 年 月 | 敷物計(1～2) Covering Total | | | | | | 単位：千㎡ Unit：1000m ² | Year, Quarter and Month |
|-------------|--------------------------------|-----------------------------|----------------------------|----------------|-------------------------------|---------------|----------------------------------|-------------------------------|
| | 生産数量 Production Quantity | 受入数量 Receipt Quantity | 出荷数量 Shipments Quantity | | | | 在庫数量 Inventory Quantity | |
| | | | 計 Total | 販売 Sales | | その他 Others | | |
| | | | | 数量 Quantity | 金額(百万円) Value(Million yen) | | | |
| 平成11年 | 90,221 | 12,187 | 104,270 | 92,743 | 112,798 | 11,526 | 9,623 | C. Y. 1999 |
| 12 | 92,632 | 10,566 | 104,071 | 92,667 | 109,534 | 11,404 | 9,391 | 2000 |
| 13 | 84,019 | 9,692 | 95,334 | 85,924 | 84,424 | 9,410 | 7,883 | 2001 |
| 14 | 82,741 | 6,171 | 90,514 | 81,253 | 75,675 | 9,261 | 7,782 | 2002 |
| 15 | 81,607 | 3,067 | 87,487 | 78,180 | 68,091 | 9,307 | 6,961 | 2003 |
| 平成13年度 | 82,698 | 9,826 | 94,436 | 85,222 | 82,527 | 9,214 | 8,098 | F. Y. 2001 |
| 14 | 82,890 | 5,221 | 90,301 | 81,061 | 74,521 | 9,239 | 7,689 | 2002 |
| 平成15年 1月～3月 | 20,617 | 823 | 22,038 | 19,719 | 17,994 | 2,320 | 7,689 | Q 1 2003 |
| 4月～6月 | 20,040 | 642 | 19,582 | 17,263 | 15,400 | 2,319 | 9,282 | Q 2 |
| 7月～9月 | 20,533 | 684 | 21,259 | 18,942 | 15,963 | 2,318 | 9,741 | Q 3 |
| 10月～12月 | 20,416 | 917 | 24,607 | 22,256 | 18,735 | 2,351 | 6,961 | Q 4 |
| 平成15年 1月 | 6,538 | 366 | 7,009 | 6,219 | 6,388 | 789 | 7,920 | Jan. 2003 |
| 2月 | 6,744 | 235 | 7,170 | 6,449 | 5,569 | 721 | 7,827 | Feb. |
| 3月 | 7,334 | 223 | 7,860 | 7,050 | 6,037 | 810 | 7,689 | Mar. |
| 4月 | 6,905 | 222 | 7,325 | 6,478 | 5,714 | 846 | 7,656 | Apr. |
| 5月 | 6,641 | 219 | 6,234 | 5,480 | 4,868 | 754 | 8,447 | May |
| 6月 | 6,494 | 200 | 6,023 | 5,305 | 4,818 | 718 | 9,282 | Jun. |
| 7月 | 7,066 | 228 | 6,509 | 5,650 | 4,901 | 859 | 10,232 | Jul. |
| 8月 | 6,635 | 172 | 6,835 | 6,143 | 5,112 | 691 | 10,375 | Aug. |
| 9月 | 6,833 | 284 | 7,916 | 7,149 | 5,950 | 767 | 9,741 | Sep. |
| 10月 | 7,363 | 339 | 8,794 | 8,021 | 6,614 | 773 | 8,812 | Oct. |
| 11月 | 6,710 | 287 | 8,056 | 7,286 | 6,247 | 770 | 7,919 | Nov. |
| 12月 | 6,344 | 291 | 7,757 | 6,950 | 5,873 | 807 | 6,961 | Dec. |

注：敷物計には、平成13年まで「フックラッグ」が含まれる。
Note: In the Covering of Total, "Hooked rugs" is included by 2001.

敷物・フェルト・不織布 Covering, Felt and Non-woven fabrics

| 年 月 | 1 じゅうたん Carpet | | | | | | 単位：千m ² Unit：1000m ² | Year, Quarter and Month |
|-------------|--------------------------------|-----------------------------|----------------------------|----------------|-------------------------------|-----------------|---|--|
| | 生産数量 Production Quantity | 受入数量 Receipt Quantity | 出荷数量 Shipments Quantity | | | | 在庫数量 Inventory Quantity | |
| | | | 計 Total | 販売 Sales | | そ の 他 Others | | |
| | | | | 数量 Quantity | 金額(百万円) Value(Million yen) | | | |
| 平成11年 | 1,164 | 217 | 1,387 | 1,276 | 5,504 | 111 | 244 | C. Y. 1999 2000 2001 2002 2003 |
| 12 | 1,205 | 192 | 1,392 | 1,283 | 5,260 | 109 | 254 | |
| 13 | 1,020 | 152 | 1,199 | 1,113 | 4,740 | 85 | 235 | |
| 14 | 884 | 151 | 1,073 | 990 | 4,325 | 82 | 191 | |
| 15 | 784 | 117 | 942 | 875 | 3,966 | 67 | 150 | |
| 平成13年度 | 993 | 167 | 1,187 | 1,103 | 4,641 | 85 | 213 | F. Y. 2001 2002 |
| 14 | 849 | 120 | 1,003 | 932 | 4,177 | 71 | 179 | |
| 平成15年 1月～3月 | 189 | 25 | 227 | 216 | 983 | 11 | 179 | Q 1 2003 |
| 4月～6月 | 205 | 31 | 227 | 219 | 983 | 8 | 188 | Q 2 |
| 7月～9月 | 189 | 41 | 233 | 222 | 952 | 11 | 186 | Q 3 |
| 10月～12月 | 200 | 19 | 256 | 219 | 1,048 | 37 | 150 | Q 4 |
| 平成15年 1月 | 60 | 7 | 78 | 74 | 314 | 4 | 181 | Jan. 2003 |
| 2月 | 65 | 11 | 72 | 70 | 304 | 2 | 184 | Feb. |
| 3月 | 64 | 7 | 76 | 72 | 365 | 4 | 179 | Mar. |
| 4月 | 79 | 13 | 93 | 90 | 415 | 3 | 177 | Apr. |
| 5月 | 61 | 9 | 69 | 66 | 270 | 3 | 179 | May |
| 6月 | 65 | 9 | 65 | 62 | 298 | 3 | 188 | Jun. |
| 7月 | 44 | 28 | 64 | 61 | 263 | 4 | 195 | Jul. |
| 8月 | 70 | 7 | 79 | 75 | 319 | 4 | 194 | Aug. |
| 9月 | 75 | 6 | 89 | 86 | 370 | 3 | 186 | Sep. |
| 10月 | 61 | 8 | 72 | 70 | 369 | 1 | 183 | Oct. |
| 11月 | 72 | 8 | 102 | 70 | 326 | 31 | 161 | Nov. |
| 12月 | 66 | 4 | 82 | 78 | 353 | 4 | 150 | Dec. |

| 年 月 | 2 タフテッドカーペット Tufted carpet | | | | | | 単位：千m ² Unit：1000m ² | Year, Quarter and Month |
|-------------|--------------------------------|-----------------------------|----------------------------|----------------|-------------------------------|-----------------|---|--|
| | 生産数量 Production Quantity | 受入数量 Receipt Quantity | 出荷数量 Shipments Quantity | | | | 在庫数量 Inventory Quantity | |
| | | | 計 Total | 販売 Sales | | そ の 他 Others | | |
| | | | | 数量 Quantity | 金額(百万円) Value(Million yen) | | | |
| 平成11年 | 88,640 | 11,908 | 102,412 | 91,024 | 105,104 | 11,388 | 9,334 | C. Y. 1999 2000 2001 2002 2003 |
| 12 | 91,136 | 10,332 | 102,329 | 91,054 | 102,674 | 11,275 | 9,109 | |
| 13 | 82,824 | 9,507 | 93,922 | 84,613 | 78,548 | 9,309 | 7,625 | |
| 14 | 81,857 | 6,019 | 89,441 | 80,263 | 71,350 | 9,178 | 7,590 | |
| 15 | 80,823 | 2,951 | 86,545 | 77,305 | 64,125 | 9,240 | 6,811 | |
| 平成13年度 | 81,585 | 9,635 | 93,107 | 83,988 | 77,172 | 9,118 | 7,885 | F. Y. 2001 2002 |
| 14 | 82,041 | 5,101 | 89,298 | 80,130 | 70,344 | 9,168 | 7,510 | |
| 平成15年 1月～3月 | 20,428 | 798 | 21,812 | 19,503 | 17,011 | 2,309 | 7,510 | Q 1 2003 |
| 4月～6月 | 19,835 | 611 | 19,355 | 17,045 | 14,417 | 2,310 | 9,094 | Q 2 |
| 7月～9月 | 20,343 | 643 | 21,027 | 18,720 | 15,010 | 2,307 | 9,555 | Q 3 |
| 10月～12月 | 20,216 | 898 | 24,351 | 22,037 | 17,687 | 2,314 | 6,811 | Q 4 |
| 平成15年 1月 | 6,478 | 358 | 6,930 | 6,145 | 6,074 | 785 | 7,739 | Jan. 2003 |
| 2月 | 6,680 | 224 | 7,098 | 6,379 | 5,265 | 719 | 7,643 | Feb. |
| 3月 | 7,270 | 216 | 7,783 | 6,978 | 5,672 | 805 | 7,510 | Mar. |
| 4月 | 6,826 | 210 | 7,231 | 6,388 | 5,299 | 843 | 7,479 | Apr. |
| 5月 | 6,580 | 210 | 6,165 | 5,414 | 4,598 | 751 | 8,267 | May |
| 6月 | 6,429 | 192 | 5,958 | 5,243 | 4,520 | 716 | 9,094 | Jun. |
| 7月 | 7,022 | 200 | 6,444 | 5,589 | 4,638 | 855 | 10,036 | Jul. |
| 8月 | 6,564 | 165 | 6,755 | 6,068 | 4,793 | 687 | 10,181 | Aug. |
| 9月 | 6,757 | 279 | 7,827 | 7,063 | 5,579 | 765 | 9,555 | Sep. |
| 10月 | 7,301 | 331 | 8,722 | 7,950 | 6,245 | 772 | 8,629 | Oct. |
| 11月 | 6,638 | 280 | 7,954 | 7,215 | 5,921 | 739 | 7,758 | Nov. |
| 12月 | 6,277 | 287 | 7,675 | 6,872 | 5,521 | 803 | 6,811 | Dec. |

敷物・フェルト・不織布 Covering, Felt and Non-woven fabrics

| 年 月 | プレスフェルト (ニードルフェルトを除く) Press felt (needle felt excluded) | | | | | | 単位：トン Unit：t | Year, Quarter and Month |
|-------------|--|-----------------------------|----------------------------|----------------|---------------------------------|----------------|-------------------------------|-------------------------|
| | 生産数量 Production Quantity | 受入数量 Receipt Quantity | 出荷数量 Shipments Quantity | | | | 在庫数量 Inventory Quantity | |
| | | | 計 Total | 販売 Sales | | その 他 Others | | |
| | | | | 数量 Quantity | 金額 (百万円) Value (Million yen) | | | |
| 平成11年 | 6,799 | 39 | 6,688 | 6,592 | 6,326 | 96 | 510 | C. Y. 1999 |
| 12 | 7,396 | 41 | 7,598 | 7,506 | 6,905 | 92 | 339 | 2000 |
| 13 | 6,236 | 41 | 6,113 | 6,004 | 5,758 | 109 | 509 | 2001 |
| 14 | 6,621 | 43 | 6,663 | 6,607 | 5,795 | 56 | 535 | 2002 |
| 15 | 5,682 | 38 | 5,953 | 5,894 | 4,969 | 58 | 294 | 2003 |
| 平成13年度 | 6,258 | 43 | 6,148 | 6,071 | 5,657 | 76 | 620 | F. Y. 2001 |
| 14 | 6,430 | 40 | 6,607 | 6,552 | 5,672 | 55 | 507 | 2002 |
| 平成15年 1月～3月 | 1,510 | 10 | 1,539 | 1,525 | 1,242 | 14 | 507 | Q 1 2003 |
| 4月～6月 | 1,374 | 12 | 1,486 | 1,470 | 1,281 | 16 | 407 | Q 2 |
| 7月～9月 | 1,368 | 13 | 1,366 | 1,352 | 1,158 | 14 | 422 | Q 3 |
| 10月～12月 | 1,431 | 3 | 1,562 | 1,547 | 1,289 | 14 | 294 | Q 4 |
| 平成15年 1月 | 478 | 2 | 492 | 488 | 406 | 4 | 537 | Jan. 2003 |
| 2月 | 498 | 3 | 500 | 495 | 400 | 5 | 552 | Feb. |
| 3月 | 534 | 5 | 547 | 542 | 437 | 5 | 507 | Mar. |
| 4月 | 456 | 3 | 503 | 498 | 436 | 5 | 463 | Apr. |
| 5月 | 464 | 5 | 523 | 518 | 437 | 5 | 409 | May |
| 6月 | 454 | 4 | 460 | 454 | 407 | 5 | 407 | Jun. |
| 7月 | 472 | 5 | 476 | 471 | 398 | 5 | 408 | Jul. |
| 8月 | 396 | 5 | 397 | 393 | 351 | 5 | 412 | Aug. |
| 9月 | 499 | 3 | 493 | 488 | 409 | 5 | 422 | Sep. |
| 10月 | 497 | 2 | 533 | 528 | 420 | 5 | 388 | Oct. |
| 11月 | 476 | - | 539 | 534 | 429 | 5 | 326 | Nov. |
| 12月 | 457 | 1 | 491 | 486 | 440 | 4 | 294 | Dec. |

| 年 月 | 不織布合計 (3～4) Non-woven fabrics total | | | | | | 単位：トン Unit：t | Year, Quarter and Month |
|-------------|--|-----------------------------|----------------------------|----------------|---------------------------------|----------------|-------------------------------|-------------------------|
| | 生産数量 Production Quantity | 受入数量 Receipt Quantity | 出荷数量 Shipments Quantity | | | | 在庫数量 Inventory Quantity | |
| | | | 計 Total | 販売 Sales | | その 他 Others | | |
| | | | | 数量 Quantity | 金額 (百万円) Value (Million yen) | | | |
| 平成11年 | 309,182 | 20,100 | 329,341 | 292,300 | 181,322 | 37,041 | 19,888 | C. Y. 1999 |
| 12 | 296,665 | 12,786 | 308,820 | 277,547 | 183,092 | 31,272 | 19,256 | 2000 |
| 13 | 298,100 | 10,929 | 307,688 | 277,794 | 178,033 | 29,894 | 20,821 | 2001 |
| 14 | 300,013 | 11,674 | 312,991 | 283,104 | 179,636 | 29,887 | 19,439 | 2002 |
| 15 | 296,258 | 11,664 | 308,545 | 279,099 | 172,600 | 29,446 | 17,534 | 2003 |
| 平成13年度 | 297,401 | 10,993 | 307,439 | 277,588 | 177,892 | 29,851 | 21,242 | F. Y. 2001 |
| 14 | 299,962 | 11,786 | 313,389 | 283,253 | 179,465 | 30,136 | 18,709 | 2002 |
| 平成15年 1月～3月 | 73,018 | 2,977 | 76,395 | 69,159 | 43,549 | 7,237 | 18,709 | Q 1 2003 |
| 4月～6月 | 72,887 | 3,076 | 76,089 | 68,531 | 42,191 | 7,559 | 18,314 | Q 2 |
| 7月～9月 | 73,188 | 2,877 | 76,213 | 68,894 | 42,510 | 7,319 | 17,876 | Q 3 |
| 10月～12月 | 77,166 | 2,733 | 79,848 | 72,516 | 44,350 | 7,332 | 17,534 | Q 4 |
| 平成15年 1月 | 24,350 | 922 | 25,171 | 22,784 | 14,534 | 2,387 | 19,424 | Jan. 2003 |
| 2月 | 23,786 | 1,034 | 25,311 | 23,007 | 14,203 | 2,304 | 18,785 | Feb. |
| 3月 | 24,881 | 1,021 | 25,914 | 23,368 | 14,812 | 2,546 | 18,709 | Mar. |
| 4月 | 24,790 | 939 | 25,611 | 23,156 | 14,011 | 2,455 | 18,734 | Apr. |
| 5月 | 24,044 | 1,069 | 25,119 | 22,503 | 13,964 | 2,617 | 18,636 | May |
| 6月 | 24,053 | 1,068 | 25,359 | 22,873 | 14,216 | 2,487 | 18,314 | Jun. |
| 7月 | 24,956 | 1,126 | 25,812 | 23,105 | 14,282 | 2,707 | 18,461 | Jul. |
| 8月 | 23,466 | 893 | 24,315 | 22,182 | 13,623 | 2,133 | 18,416 | Aug. |
| 9月 | 24,766 | 858 | 26,086 | 23,607 | 14,604 | 2,479 | 17,876 | Sep. |
| 10月 | 26,881 | 887 | 27,947 | 25,379 | 15,233 | 2,568 | 17,603 | Oct. |
| 11月 | 25,619 | 933 | 26,547 | 24,081 | 14,811 | 2,466 | 17,301 | Nov. |
| 12月 | 24,666 | 913 | 25,353 | 23,056 | 14,306 | 2,298 | 17,534 | Dec. |

敷物・フェルト・不織布 Covering, Felt and Non-woven fabrics

| 年 月 | 3 乾式 Dry laid type | | | | | | | 単位：トン Unit: t | Year, Quarter and Month |
|-------------|--------------------------------|-----------------------------|----------------------------|----------------|---------------------------------|-----------------|-------------------------------|--|-------------------------------|
| | 生産数量 Production Quantity | 受入数量 Receipt Quantity | 出荷数量 Shipments Quantity | | | | 在庫数量 Inventory Quantity | | |
| | | | 計 Total | 販売 Sales | | そ の 他 Others | | | |
| | | | | 数量 Quantity | 金額 (百万円) Value (Million yen) | | | | |
| 平成11年 | 288,875 | 20,100 | 309,047 | 272,044 | 163,825 | 37,003 | 17,446 | C. Y. 1999 2000 2001 2002 2003 | |
| 12 | 274,602 | 12,786 | 287,851 | 256,606 | 164,125 | 31,245 | 15,726 | | |
| 13 | 276,475 | 10,929 | 286,703 | 256,856 | 159,172 | 29,847 | 16,665 | | |
| 14 | 279,565 | 11,674 | 290,652 | 260,794 | 159,271 | 29,859 | 17,092 | | |
| 15 | 277,376 | 11,664 | 289,510 | 260,248 | 155,301 | 29,262 | 15,349 | | |
| 平成13年度 | 275,665 | 10,993 | 285,990 | 256,189 | 158,493 | 29,801 | 16,986 | F. Y. 2001 2002 | |
| 14 | 280,142 | 11,786 | 291,354 | 261,410 | 159,553 | 29,944 | 16,693 | | |
| 平成15年 1月～3月 | 68,423 | 2,977 | 71,480 | 64,415 | 39,104 | 7,065 | 16,693 | Q 1 2003 | |
| 4月～6月 | 68,159 | 3,076 | 71,374 | 63,817 | 37,983 | 7,556 | 16,289 | Q 2 | |
| 7月～9月 | 68,497 | 2,877 | 71,616 | 64,303 | 38,237 | 7,313 | 15,753 | Q 3 | |
| 10月～12月 | 72,297 | 2,733 | 75,040 | 67,713 | 39,978 | 7,327 | 15,349 | Q 4 | |
| 平成15年 1月 | 22,830 | 922 | 23,617 | 21,238 | 13,061 | 2,379 | 17,113 | Jan. 2003 | |
| 2月 | 22,283 | 1,034 | 23,689 | 21,386 | 12,699 | 2,303 | 16,600 | Feb. | |
| 3月 | 23,310 | 1,021 | 24,174 | 21,791 | 13,344 | 2,383 | 16,693 | Mar. | |
| 4月 | 23,240 | 939 | 23,995 | 21,541 | 12,687 | 2,454 | 16,785 | Apr. | |
| 5月 | 22,481 | 1,069 | 23,503 | 20,886 | 12,416 | 2,616 | 16,742 | May | |
| 6月 | 22,437 | 1,068 | 23,876 | 21,390 | 12,881 | 2,486 | 16,289 | Jun. | |
| 7月 | 23,327 | 1,126 | 24,380 | 21,676 | 12,943 | 2,704 | 16,235 | Jul. | |
| 8月 | 21,968 | 893 | 22,861 | 20,728 | 12,247 | 2,133 | 16,145 | Aug. | |
| 9月 | 23,202 | 858 | 24,375 | 21,899 | 13,047 | 2,476 | 15,753 | Sep. | |
| 10月 | 25,165 | 887 | 26,275 | 23,708 | 13,683 | 2,567 | 15,436 | Oct. | |
| 11月 | 23,962 | 933 | 24,883 | 22,418 | 13,389 | 2,464 | 15,141 | Nov. | |
| 12月 | 23,171 | 913 | 23,883 | 21,587 | 12,905 | 2,296 | 15,349 | Dec. | |

| 年 月 | 4 湿式 Wet laid type | | | | | | | 単位：トン Unit: t | Year, Quarter and Month |
|-------------|--------------------------------|-----------------------------|----------------------------|----------------|---------------------------------|-----------------|-------------------------------|--|-------------------------------|
| | 生産数量 Production Quantity | 受入数量 Receipt Quantity | 出荷数量 Shipments Quantity | | | | 在庫数量 Inventory Quantity | | |
| | | | 計 Total | 販売 Sales | | そ の 他 Others | | | |
| | | | | 数量 Quantity | 金額 (百万円) Value (Million yen) | | | | |
| 平成11年 | 20,307 | - | 20,294 | 20,256 | 17,497 | 38 | 2,442 | C. Y. 1999 2000 2001 2002 2003 | |
| 12 | 22,063 | - | 20,969 | 20,941 | 18,967 | 28 | 3,530 | | |
| 13 | 21,625 | - | 20,985 | 20,938 | 18,862 | 47 | 4,157 | | |
| 14 | 20,449 | - | 22,339 | 22,310 | 20,365 | 28 | 2,347 | | |
| 15 | 18,882 | - | 19,035 | 18,851 | 17,298 | 185 | 2,185 | | |
| 平成13年度 | 21,737 | - | 21,449 | 21,399 | 19,400 | 50 | 4,256 | F. Y. 2001 2002 | |
| 14 | 19,820 | - | 22,035 | 21,843 | 19,912 | 192 | 2,016 | | |
| 平成15年 1月～3月 | 4,594 | - | 4,915 | 4,744 | 4,445 | 172 | 2,016 | Q 1 2003 | |
| 4月～6月 | 4,728 | - | 4,716 | 4,713 | 4,208 | 2 | 2,025 | Q 2 | |
| 7月～9月 | 4,692 | - | 4,597 | 4,591 | 4,273 | 6 | 2,124 | Q 3 | |
| 10月～12月 | 4,868 | - | 4,807 | 4,803 | 4,372 | 5 | 2,185 | Q 4 | |
| 平成15年 1月 | 1,520 | - | 1,554 | 1,546 | 1,472 | 8 | 2,312 | Jan. 2003 | |
| 2月 | 1,503 | - | 1,622 | 1,620 | 1,504 | 1 | 2,186 | Feb. | |
| 3月 | 1,571 | - | 1,740 | 1,577 | 1,469 | 163 | 2,016 | Mar. | |
| 4月 | 1,550 | - | 1,616 | 1,615 | 1,324 | 1 | 1,949 | Apr. | |
| 5月 | 1,563 | - | 1,617 | 1,616 | 1,548 | 1 | 1,894 | May | |
| 6月 | 1,615 | - | 1,483 | 1,482 | 1,336 | 1 | 2,025 | Jun. | |
| 7月 | 1,629 | - | 1,432 | 1,429 | 1,339 | 3 | 2,226 | Jul. | |
| 8月 | 1,498 | - | 1,454 | 1,453 | 1,376 | 0 | 2,271 | Aug. | |
| 9月 | 1,564 | - | 1,711 | 1,708 | 1,557 | 3 | 2,124 | Sep. | |
| 10月 | 1,716 | - | 1,673 | 1,671 | 1,550 | 1 | 2,167 | Oct. | |
| 11月 | 1,657 | - | 1,665 | 1,663 | 1,421 | 2 | 2,160 | Nov. | |
| 12月 | 1,495 | - | 1,470 | 1,468 | 1,401 | 2 | 2,185 | Dec. | |

染色整理 Dyeing and Finishing Processes

| 年 月 | 織 物 合 計 Woven fabrics Total | | | | | | |
|-------------|--------------------------------|----------------------|---------------------------|-----------------------|---------------------------|----------------------|---------------------------|
| | 加 工 高 Products Quantity | | | | | | |
| | 合 計 Total | | | 精 練・漂 白 品 Bleached | | 浸 染 品 Dyed | |
| | 計 Total | 輸 出 用 For exports | 国 内 用 For domestic use | 輸 出 用 For exports | 国 内 用 For domestic use | 輸 出 用 For exports | 国 内 用 For domestic use |
| 平成11年 | 3,615,667 | 709,971 | 2,905,696 | 67,715 | 671,815 | 454,232 | 1,363,866 |
| 12 | 3,402,709 | 670,688 | 2,732,021 | 67,919 | 612,151 | 423,536 | 1,311,889 |
| 13 | 3,159,088 | 609,438 | 2,549,650 | 63,181 | 548,417 | 385,694 | 1,246,534 |
| 14 | 2,808,018 | 575,087 | 2,232,931 | 71,109 | 492,515 | 343,263 | 1,089,545 |
| 15 | 2,619,017 | 518,580 | 2,100,437 | 61,397 | 455,735 | 310,614 | 1,034,579 |
| 平成13年度 | 3,061,452 | 596,342 | 2,465,110 | 62,575 | 531,528 | 377,182 | 1,207,709 |
| 14 | 2,763,454 | 567,831 | 2,195,623 | 70,826 | 482,951 | 334,566 | 1,071,921 |
| 平成15年 1月～3月 | 657,630 | 129,722 | 527,908 | 16,045 | 119,399 | 75,374 | 254,799 |
| 4月～6月 | 656,936 | 130,840 | 526,096 | 14,012 | 114,528 | 77,984 | 261,169 |
| 7月～9月 | 643,152 | 123,476 | 519,676 | 15,689 | 106,925 | 75,760 | 262,818 |
| 10月～12月 | 661,299 | 134,542 | 526,757 | 15,651 | 114,883 | 81,496 | 255,793 |
| 平成15年 1月 | 214,648 | 42,729 | 171,919 | 5,725 | 37,668 | 24,736 | 84,147 |
| 2月 | 218,278 | 43,257 | 175,021 | 5,002 | 40,377 | 25,436 | 83,550 |
| 3月 | 224,704 | 43,736 | 180,968 | 5,318 | 41,354 | 25,202 | 87,102 |
| 4月 | 220,446 | 44,734 | 175,712 | 4,887 | 39,560 | 26,365 | 85,709 |
| 5月 | 215,048 | 42,269 | 172,779 | 4,547 | 37,827 | 25,424 | 85,959 |
| 6月 | 221,442 | 43,837 | 177,605 | 4,578 | 37,141 | 26,195 | 89,501 |
| 7月 | 224,206 | 42,575 | 181,631 | 4,777 | 36,701 | 26,106 | 93,011 |
| 8月 | 205,330 | 39,203 | 166,127 | 4,958 | 33,350 | 24,071 | 85,042 |
| 9月 | 213,616 | 41,698 | 171,918 | 5,954 | 36,874 | 25,583 | 84,765 |
| 10月 | 221,855 | 44,758 | 177,097 | 5,437 | 38,583 | 28,034 | 84,707 |
| 11月 | 221,190 | 46,883 | 174,307 | 5,327 | 37,619 | 28,284 | 84,372 |
| 12月 | 218,254 | 42,901 | 175,353 | 4,887 | 38,681 | 25,178 | 86,714 |

| 年 月 | 綿 織 物 Cotton fabrics | | | | | | |
|-------------|----------------------------|----------------------|---------------------------|-----------------------|---------------------------|----------------------|---------------------------|
| | 加 工 高 Products Quantity | | | | | | |
| | 合 計 Total | | | 精 練・漂 白 品 Bleached | | 浸 染 品 Dyed | |
| | 計 Total | 輸 出 用 For exports | 国 内 用 For domestic use | 輸 出 用 For exports | 国 内 用 For domestic use | 輸 出 用 For exports | 国 内 用 For domestic use |
| 平成11年 | 1,253,356 | 153,862 | 1,099,494 | 23,947 | 368,297 | 31,247 | 243,157 |
| 12 | 1,114,577 | 144,641 | 969,936 | 19,283 | 318,727 | 28,852 | 209,608 |
| 13 | 1,016,614 | 128,546 | 888,068 | 15,592 | 280,080 | 26,927 | 192,418 |
| 14 | 900,837 | 142,316 | 758,521 | 19,727 | 240,977 | 26,319 | 164,549 |
| 15 | 835,012 | 127,619 | 707,393 | 16,187 | 220,140 | 24,015 | 155,135 |
| 平成13年度 | 980,617 | 127,157 | 853,460 | 16,844 | 268,586 | 27,482 | 185,884 |
| 14 | 890,783 | 144,315 | 746,468 | 19,535 | 235,554 | 25,145 | 161,192 |
| 平成15年 1月～3月 | 221,618 | 34,338 | 187,280 | 4,744 | 57,711 | 5,542 | 39,025 |
| 4月～6月 | 209,855 | 33,998 | 175,857 | 3,943 | 53,705 | 6,594 | 40,328 |
| 7月～9月 | 191,959 | 26,265 | 165,694 | 3,525 | 50,844 | 5,463 | 38,965 |
| 10月～12月 | 211,580 | 33,018 | 178,562 | 3,975 | 57,880 | 6,416 | 36,817 |
| 平成15年 1月 | 70,674 | 11,403 | 59,271 | 1,795 | 17,778 | 2,139 | 12,500 |
| 2月 | 75,800 | 11,953 | 63,847 | 1,682 | 20,281 | 1,963 | 13,144 |
| 3月 | 75,144 | 10,982 | 64,162 | 1,267 | 19,652 | 1,440 | 13,381 |
| 4月 | 72,280 | 11,352 | 60,928 | 1,514 | 18,660 | 1,557 | 13,769 |
| 5月 | 68,499 | 11,196 | 57,303 | 1,366 | 17,487 | 2,603 | 12,931 |
| 6月 | 69,076 | 11,450 | 57,626 | 1,063 | 17,558 | 2,434 | 13,628 |
| 7月 | 67,801 | 9,646 | 58,155 | 1,081 | 17,185 | 2,103 | 14,384 |
| 8月 | 58,653 | 8,176 | 50,477 | 1,147 | 15,474 | 1,408 | 11,466 |
| 9月 | 65,505 | 8,443 | 57,062 | 1,297 | 18,185 | 1,952 | 13,115 |
| 10月 | 70,209 | 10,108 | 60,101 | 1,250 | 18,956 | 2,180 | 12,532 |
| 11月 | 71,886 | 11,705 | 60,181 | 1,409 | 19,315 | 2,155 | 12,225 |
| 12月 | 69,485 | 11,205 | 58,280 | 1,316 | 19,609 | 2,081 | 12,060 |

注：1. 原反…一部の染色整理加工を施したものであるが、さらに加工を施すため他工場から受け入れたものは原反として計上している。
 2. 製品…一部の染色整理加工しか施さなかったもの（染色整理品として半製品）でも、その工場としての加工を完了したものは「製品」としている。
 3. 製品引渡…前年末在庫（製品）+加工高-年末在庫（製品）。

染色整理 Dyeing and Finishing Processes

| 加工高 Products Quantity | | | | 引渡数量 Shipments Quantity | 在庫数量 Inventory Quantity | | Year, Quarter and Month |
|--------------------------|-------------------------|---------------------------|-------------------------|----------------------------|--------------------------------|----------------|-------------------------------|
| なっ染品 Printed | | 整理 Finishing processes | | 製品 Products | 原反 (仕掛中を含む) Non Products | 製品 Products | |
| 輸出用 For exports | 国内用 For domestic use | 輸出用 For exports | 国内用 For domestic use | | | | |
| 92,780 | 420,022 | 95,244 | 449,993 | 3,641,156 | 383,687 | 209,511 | |
| 90,675 | 387,611 | 88,558 | 420,370 | 3,415,650 | 378,621 | 191,056 | 2000 |
| 78,714 | 357,581 | 81,849 | 397,118 | 3,161,936 | 343,522 | 182,766 | 2001 |
| 77,817 | 308,544 | 82,898 | 342,327 | 2,825,074 | 310,493 | 163,596 | 2002 |
| 78,085 | 284,085 | 68,484 | 326,038 | 2,630,818 | 277,687 | 149,234 | 2003 |
| 78,900 | 341,857 | 77,685 | 384,016 | 3,071,643 | 326,456 | 171,395 | F. Y. 2001 |
| 80,059 | 303,235 | 82,380 | 337,516 | 2,774,922 | 293,044 | 160,711 | 2002 |
| 21,194 | 76,370 | 17,109 | 77,340 | 660,261 | 293,044 | 160,711 | Q 1 2003 |
| 19,941 | 68,352 | 18,903 | 82,047 | 653,612 | 300,373 | 163,112 | Q 2 |
| 17,347 | 65,914 | 14,680 | 84,019 | 647,794 | 283,196 | 158,630 | Q 3 |
| 19,603 | 73,449 | 17,792 | 82,632 | 669,151 | 277,687 | 149,234 | Q 4 |
| 6,702 | 24,425 | 5,566 | 25,679 | 217,250 | 307,125 | 160,994 | J a n . 2003 |
| 7,147 | 25,731 | 5,672 | 25,363 | 217,948 | 302,387 | 161,255 | F e b . |
| 7,345 | 26,214 | 5,871 | 26,298 | 225,063 | 293,044 | 160,711 | M a r . |
| 7,161 | 23,677 | 6,321 | 26,766 | 219,653 | 292,960 | 160,685 | A p r . |
| 6,167 | 22,399 | 6,131 | 26,594 | 209,696 | 298,900 | 166,037 | M a y |
| 6,613 | 22,276 | 6,451 | 28,687 | 224,263 | 300,373 | 163,112 | J u n . |
| 6,132 | 22,725 | 5,560 | 29,194 | 224,534 | 302,737 | 162,831 | J u l . |
| 5,760 | 20,862 | 4,414 | 26,873 | 207,533 | 287,421 | 160,586 | A u g . |
| 5,455 | 22,327 | 4,706 | 27,952 | 215,727 | 283,196 | 158,630 | S e p . |
| 6,025 | 25,194 | 5,262 | 28,613 | 228,450 | 291,739 | 150,471 | O c t . |
| 6,906 | 25,356 | 6,366 | 26,960 | 222,213 | 288,928 | 149,448 | N o v . |
| 6,672 | 22,899 | 6,164 | 27,059 | 218,488 | 277,687 | 149,234 | D e c . |

| 加工高 Products Quantity | | | | 引渡数量 Shipments Quantity | 在庫数量 Inventory Quantity | | Year, Quarter and Month |
|--------------------------|-------------------------|---------------------------|-------------------------|----------------------------|--------------------------------|----------------|-------------------------------|
| なっ染品 Printed | | 整理 Finishing processes | | 製品 Products | 原反 (仕掛中を含む) Non Products | 製品 Products | |
| 輸出用 For exports | 国内用 For domestic use | 輸出用 For exports | 国内用 For domestic use | | | | |
| 41,801 | 354,328 | 56,867 | 133,712 | 1,257,867 | 102,330 | 37,970 | |
| 43,436 | 325,315 | 53,070 | 116,286 | 1,119,247 | 100,646 | 32,472 | 2000 |
| 36,020 | 301,061 | 50,007 | 114,509 | 1,013,071 | 91,013 | 35,008 | 2001 |
| 41,524 | 256,330 | 54,746 | 96,665 | 907,222 | 82,771 | 29,644 | 2002 |
| 46,541 | 239,364 | 40,876 | 92,754 | 836,615 | 71,413 | 27,227 | 2003 |
| 35,870 | 286,553 | 46,961 | 112,437 | 984,076 | 83,455 | 29,524 | F. Y. 2001 |
| 45,355 | 253,691 | 54,280 | 96,031 | 894,445 | 77,656 | 27,341 | 2002 |
| 12,953 | 64,245 | 11,099 | 26,299 | 223,866 | 77,656 | 27,341 | Q 1 2003 |
| 12,650 | 57,178 | 10,811 | 24,646 | 210,122 | 78,843 | 27,074 | Q 2 |
| 9,194 | 56,030 | 8,083 | 19,855 | 193,290 | 77,167 | 25,825 | Q 3 |
| 11,744 | 61,911 | 10,883 | 21,954 | 209,337 | 71,413 | 27,227 | Q 4 |
| 3,913 | 20,288 | 3,556 | 8,705 | 73,288 | 81,530 | 27,030 | J a n . 2003 |
| 4,438 | 21,876 | 3,870 | 8,546 | 75,448 | 80,598 | 27,327 | F e b . |
| 4,602 | 22,081 | 3,673 | 9,048 | 75,130 | 77,656 | 27,341 | M a r . |
| 4,725 | 19,919 | 3,556 | 8,580 | 71,818 | 79,046 | 27,803 | A p r . |
| 3,738 | 18,798 | 3,489 | 8,087 | 67,308 | 78,600 | 28,994 | M a y |
| 4,187 | 18,461 | 3,766 | 7,979 | 70,996 | 78,843 | 27,074 | J u n . |
| 3,404 | 19,399 | 3,058 | 7,187 | 67,290 | 84,600 | 27,622 | J u l . |
| 3,227 | 17,342 | 2,394 | 6,195 | 60,314 | 77,074 | 25,906 | A u g . |
| 2,563 | 19,289 | 2,631 | 6,473 | 65,686 | 77,167 | 25,825 | S e p . |
| 3,536 | 21,527 | 3,142 | 7,086 | 69,647 | 81,878 | 25,611 | O c t . |
| 4,136 | 21,557 | 4,005 | 7,084 | 71,930 | 80,032 | 25,567 | N o v . |
| 4,072 | 18,827 | 3,736 | 7,784 | 67,760 | 71,413 | 27,227 | D e c . |

Note : 1. Cloth...Even if an item is partly dyed and finished, it is regarded as cloth if it has been received from another plant for processing.
 2. Product ... Even if an item is only partly dyed and finished (semi-finished product as a dyed and finished item), it is regarded as a "product" if the plant has completed its processing.
 3. Delivery of product...inventory at end of preceding year + amount of processing - end-of-year inventory of products.

染色整理 Dyeing and Finishing Processes

| 年 月 | 毛 織 物 Wool fabrics | | | | | | |
|-------------|----------------------------|----------------------|---------------------------|-----------------------|---------------------------|----------------------|---------------------------|
| | 加 工 高 Products Quantity | | | | | | |
| | 合 計 Total | | | 精 練・漂 白 品 Bleached | | 浸 染 品 Dyed | |
| | 計 Total | 輸 出 用 For exports | 国 内 用 For domestic use | 輸 出 用 For exports | 国 内 用 For domestic use | 輸 出 用 For exports | 国 内 用 For domestic use |
| 平成11年 | 188,947 | 3,567 | 185,380 | - | 666 | 1,849 | 56,158 |
| 12 | 174,512 | 2,957 | 171,555 | - | 915 | 1,346 | 47,350 |
| 13 | 164,130 | 3,193 | 160,937 | - | 796 | 1,233 | 46,723 |
| 14 | 145,983 | 2,707 | 143,276 | - | 604 | 982 | 43,724 |
| 15 | 130,877 | 2,179 | 128,698 | - | 465 | 692 | 35,720 |
| 平成13年度 | 160,160 | 3,019 | 157,141 | - | 765 | 1,023 | 45,759 |
| 14 | 141,627 | 2,615 | 139,012 | - | 567 | 993 | 42,398 |
| 平成15年 1月～3月 | 23,174 | 499 | 22,675 | - | 29 | 236 | 6,628 |
| 4月～6月 | 31,375 | 694 | 30,681 | - | 96 | 188 | 8,010 |
| 7月～9月 | 41,078 | 385 | 40,693 | - | 219 | 89 | 11,368 |
| 10月～12月 | 35,250 | 601 | 34,649 | - | 121 | 179 | 9,714 |
| 平成15年 1月 | 7,751 | 164 | 7,587 | - | 6 | 83 | 2,022 |
| 2月 | 7,576 | 144 | 7,432 | - | 16 | 63 | 2,332 |
| 3月 | 7,847 | 191 | 7,656 | - | 7 | 90 | 2,274 |
| 4月 | 8,826 | 305 | 8,521 | - | 17 | 85 | 2,304 |
| 5月 | 10,297 | 258 | 10,039 | - | 35 | 76 | 2,654 |
| 6月 | 12,252 | 131 | 12,121 | - | 44 | 27 | 3,052 |
| 7月 | 13,520 | 123 | 13,397 | - | 63 | 47 | 3,652 |
| 8月 | 13,137 | 110 | 13,027 | - | 87 | 29 | 3,658 |
| 9月 | 14,421 | 152 | 14,269 | - | 69 | 13 | 4,058 |
| 10月 | 14,138 | 184 | 13,954 | - | 52 | 64 | 3,845 |
| 11月 | 11,589 | 229 | 11,360 | - | 46 | 74 | 3,285 |
| 12月 | 9,523 | 188 | 9,335 | - | 23 | 41 | 2,584 |

| 年 月 | 絹 ・ 絹 紡 織 物 Silk-spun silk fabrics | | | | | | |
|-------------|---------------------------------------|----------------------|---------------------------|-----------------------|---------------------------|----------------------|---------------------------|
| | 加 工 高 Products Quantity | | | | | | |
| | 合 計 Total | | | 精 練・漂 白 品 Bleached | | 浸 染 品 Dyed | |
| | 計 Total | 輸 出 用 For exports | 国 内 用 For domestic use | 輸 出 用 For exports | 国 内 用 For domestic use | 輸 出 用 For exports | 国 内 用 For domestic use |
| 平成11年 | 35,014 | 4,308 | 30,706 | 2,983 | 25,060 | 1,008 | 2,135 |
| 12 | 33,342 | 4,906 | 28,436 | 3,464 | 23,435 | 1,108 | 1,874 |
| 13 | 28,703 | 3,895 | 24,808 | 2,437 | 20,848 | 1,262 | 1,407 |
| 14 | 25,346 | 3,216 | 22,130 | 1,737 | 19,016 | 1,297 | 1,476 |
| 15 | 24,534 | 3,178 | 21,356 | 1,768 | 18,232 | 1,260 | 1,564 |
| 平成13年度 | 27,916 | 3,706 | 24,210 | 2,210 | 20,335 | 1,332 | 1,500 |
| 14 | 25,166 | 3,241 | 21,925 | 1,713 | 18,889 | 1,331 | 1,511 |
| 平成15年 1月～3月 | 6,245 | 804 | 5,441 | 424 | 4,674 | 334 | 414 |
| 4月～6月 | 6,033 | 675 | 5,358 | 420 | 4,605 | 221 | 345 |
| 7月～9月 | 5,733 | 753 | 4,980 | 442 | 4,251 | 274 | 333 |
| 10月～12月 | 6,523 | 946 | 5,577 | 482 | 4,702 | 431 | 472 |
| 平成15年 1月 | 1,979 | 253 | 1,726 | 135 | 1,484 | 102 | 125 |
| 2月 | 2,097 | 305 | 1,792 | 149 | 1,545 | 138 | 128 |
| 3月 | 2,169 | 246 | 1,923 | 140 | 1,645 | 94 | 161 |
| 4月 | 1,952 | 220 | 1,732 | 141 | 1,498 | 67 | 103 |
| 5月 | 1,984 | 199 | 1,785 | 125 | 1,516 | 66 | 129 |
| 6月 | 2,097 | 256 | 1,841 | 154 | 1,591 | 88 | 113 |
| 7月 | 1,951 | 256 | 1,695 | 146 | 1,444 | 98 | 114 |
| 8月 | 1,852 | 239 | 1,613 | 143 | 1,361 | 83 | 115 |
| 9月 | 1,930 | 258 | 1,672 | 153 | 1,446 | 93 | 104 |
| 10月 | 2,037 | 265 | 1,772 | 143 | 1,504 | 109 | 145 |
| 11月 | 2,177 | 320 | 1,857 | 183 | 1,568 | 130 | 135 |
| 12月 | 2,309 | 361 | 1,948 | 156 | 1,630 | 192 | 192 |

染色整理 Dyeing and Finishing Processes

| 加工高 Products Quantity | | | | 引渡数量 Shipments Quantity | 在庫数量 Inventory Quantity | | Year, Quarter and Month |
|--------------------------|-------------------------|---------------------------|-------------------------|----------------------------|--------------------------------|----------------|-------------------------------|
| なっ染品 Printed | | 整理 Finishing processes | | 製品 Products | 原反 (仕掛中を含む) Non Products | 製品 Products | |
| 輸出用 For exports | 国内用 For domestic use | 輸出用 For exports | 国内用 For domestic use | | | | |
| - | 327 | 1,718 | 128,229 | 190,149 | 23,854 | 39,832 | C. Y. 1999 |
| - | 297 | 1,611 | 122,993 | 177,775 | 21,887 | 35,700 | 2000 |
| - | 322 | 1,960 | 113,096 | 163,844 | 19,952 | 35,012 | 2001 |
| - | 317 | 1,725 | 98,631 | 147,706 | 17,695 | 33,009 | 2002 |
| - | 333 | 1,487 | 92,180 | 133,648 | 15,727 | 29,442 | 2003 |
| - | 328 | 1,996 | 110,289 | 160,694 | 19,357 | 34,779 | F. Y. 2001 |
| - | 327 | 1,622 | 95,720 | 143,718 | 17,442 | 32,688 | 2002 |
| - | 56 | 263 | 15,962 | 23,495 | 17,442 | 32,688 | Q 1 2003 |
| - | 100 | 506 | 22,475 | 28,036 | 19,081 | 35,231 | Q 2 |
| - | 108 | 296 | 28,998 | 37,731 | 18,435 | 38,578 | Q 3 |
| - | 69 | 422 | 24,745 | 44,386 | 15,727 | 29,442 | Q 4 |
| - | 19 | 81 | 5,540 | 7,987 | 17,411 | 32,773 | J a n . 2003 |
| - | 15 | 81 | 5,069 | 7,815 | 17,360 | 32,534 | F e b . |
| - | 22 | 101 | 5,353 | 7,693 | 17,442 | 32,688 | M a r . |
| - | 30 | 220 | 6,170 | 7,536 | 18,344 | 33,360 | A p r . |
| - | 33 | 182 | 7,317 | 9,586 | 18,494 | 34,071 | M a y |
| - | 37 | 104 | 8,988 | 10,914 | 19,081 | 35,231 | J u n . |
| - | 38 | 76 | 9,644 | 12,579 | 19,582 | 36,172 | J u l . |
| - | 34 | 81 | 9,248 | 12,780 | 18,951 | 36,529 | A u g . |
| - | 36 | 139 | 10,106 | 12,372 | 18,435 | 38,578 | S e p . |
| - | 29 | 120 | 10,028 | 19,120 | 18,076 | 33,596 | O c t . |
| - | 24 | 155 | 8,005 | 14,049 | 16,658 | 31,136 | N o v . |
| - | 16 | 147 | 6,712 | 11,217 | 15,727 | 29,442 | D e c . |

| 加工高 Products Quantity | | | | 引渡数量 Shipments Quantity | 在庫数量 Inventory Quantity | | Year, Quarter and Month |
|--------------------------|-------------------------|---------------------------|-------------------------|----------------------------|--------------------------------|----------------|-------------------------------|
| なっ染品 Printed | | 整理 Finishing processes | | 製品 Products | 原反 (仕掛中を含む) Non Products | 製品 Products | |
| 輸出用 For exports | 国内用 For domestic use | 輸出用 For exports | 国内用 For domestic use | | | | |
| 3 | 455 | 314 | 3,056 | 35,082 | 1,150 | 1,094 | C. Y. 1999 |
| - | 272 | 334 | 2,855 | 33,596 | 1,047 | 831 | 2000 |
| - | 315 | 196 | 2,238 | 28,823 | 1,170 | 686 | 2001 |
| - | 201 | 182 | 1,437 | 25,312 | 769 | 708 | 2002 |
| - | 210 | 150 | 1,350 | 24,764 | 795 | 478 | 2003 |
| - | 267 | 164 | 2,108 | 27,843 | 894 | 803 | F. Y. 2001 |
| - | 191 | 197 | 1,334 | 25,260 | 818 | 709 | 2002 |
| - | 39 | 46 | 314 | 6,244 | 818 | 709 | Q 1 2003 |
| - | 82 | 34 | 326 | 6,129 | 814 | 613 | Q 2 |
| - | 38 | 37 | 358 | 5,828 | 920 | 518 | Q 3 |
| - | 51 | 33 | 352 | 6,563 | 795 | 478 | Q 4 |
| - | 11 | 16 | 106 | 1,962 | 800 | 725 | J a n . 2003 |
| - | 17 | 18 | 102 | 2,062 | 826 | 760 | F e b . |
| - | 11 | 12 | 106 | 2,220 | 818 | 709 | M a r . |
| - | 15 | 12 | 116 | 1,981 | 736 | 680 | A p r . |
| - | 47 | 8 | 93 | 2,058 | 722 | 606 | M a y |
| - | 20 | 14 | 117 | 2,090 | 814 | 613 | J u n . |
| - | 12 | 12 | 125 | 1,972 | 792 | 592 | J u l . |
| - | 10 | 13 | 127 | 1,959 | 930 | 485 | A u g . |
| - | 16 | 12 | 106 | 1,897 | 920 | 518 | S e p . |
| - | 21 | 13 | 102 | 2,063 | 884 | 492 | O c t . |
| - | 22 | 7 | 132 | 2,205 | 914 | 464 | N o v . |
| - | 8 | 13 | 118 | 2,295 | 795 | 478 | D e c . |

染色整理 Dyeing and Finishing Processes

| 年 月 | 麻 織 物 Flax fabrics | | | | | | |
|-------------|----------------------------|----------------------|---------------------------|-----------------------|---------------------------|----------------------|---------------------------|
| | 加 工 高 Products Quantity | | | | | | |
| | 合 計 Total | | | 精 練・漂 白 品 Bleached | | 浸 染 品 Dyed | |
| | 計 Total | 輸 出 用 For exports | 国 内 用 For domestic use | 輸 出 用 For exports | 国 内 用 For domestic use | 輸 出 用 For exports | 国 内 用 For domestic use |
| 平成11年 | 4,104 | 57 | 4,047 | 39 | 1,100 | 17 | 997 |
| 12 | 4,167 | 7 | 4,160 | - | 1,444 | - | 824 |
| 13 | 4,107 | 6 | 4,101 | - | 1,550 | 4 | 838 |
| 14 | 4,313 | 10 | 4,303 | - | 1,486 | 6 | 875 |
| 15 | 3,428 | 63 | 3,365 | 3 | 1,035 | 49 | 631 |
| 平成13年度 | 4,377 | 13 | 4,364 | - | 1,640 | 7 | 921 |
| 14 | 3,906 | 6 | 3,900 | - | 1,299 | 6 | 761 |
| 平成15年 1月～3月 | 1,143 | 3 | 1,140 | - | 317 | 3 | 256 |
| 4月～6月 | 770 | 10 | 760 | - | 217 | 2 | 129 |
| 7月～9月 | 523 | 28 | 495 | - | 156 | 28 | 69 |
| 10月～12月 | 992 | 22 | 970 | 3 | 345 | 16 | 177 |
| 平成15年 1月 | 302 | - | 302 | - | 66 | - | 71 |
| 2月 | 414 | - | 414 | - | 117 | - | 93 |
| 3月 | 427 | 3 | 424 | - | 134 | 3 | 92 |
| 4月 | 369 | 3 | 366 | - | 109 | - | 50 |
| 5月 | 213 | 7 | 206 | - | 64 | 2 | 20 |
| 6月 | 188 | - | 188 | - | 44 | - | 59 |
| 7月 | 155 | - | 155 | - | 42 | - | 16 |
| 8月 | 198 | - | 198 | - | 70 | - | 26 |
| 9月 | 170 | 28 | 142 | - | 44 | 28 | 27 |
| 10月 | 277 | 12 | 265 | - | 116 | 12 | 37 |
| 11月 | 296 | 6 | 290 | 1 | 105 | 2 | 46 |
| 12月 | 419 | 4 | 415 | 2 | 124 | 2 | 94 |

| 年 月 | 人 絹・キ ュ プ ラ 織 物 Rayon filament cuprammonium rayon fabrics | | | | | | |
|-------------|--|----------------------|---------------------------|-----------------------|---------------------------|----------------------|---------------------------|
| | 加 工 高 Products Quantity | | | | | | |
| | 合 計 Total | | | 精 練・漂 白 品 Bleached | | 浸 染 品 Dyed | |
| | 計 Total | 輸 出 用 For exports | 国 内 用 For domestic use | 輸 出 用 For exports | 国 内 用 For domestic use | 輸 出 用 For exports | 国 内 用 For domestic use |
| 平成11年 | 98,747 | 29,873 | 68,874 | 629 | 8,727 | 26,614 | 57,436 |
| 12 | 99,580 | 29,155 | 70,425 | 477 | 9,034 | 26,542 | 58,610 |
| 13 | 86,879 | 21,438 | 65,441 | 461 | 6,257 | 20,068 | 56,284 |
| 14 | 72,042 | 14,857 | 57,185 | 493 | 5,350 | 13,505 | 49,182 |
| 15 | 70,283 | 16,432 | 53,851 | 354 | 4,892 | 15,587 | 46,533 |
| 平成13年度 | 82,846 | 18,482 | 64,364 | 448 | 5,912 | 17,066 | 55,499 |
| 14 | 70,732 | 14,958 | 55,774 | 511 | 5,329 | 13,735 | 47,918 |
| 平成15年 1月～3月 | 16,731 | 3,684 | 13,047 | 102 | 1,216 | 3,484 | 11,253 |
| 4月～6月 | 17,071 | 4,057 | 13,014 | 77 | 1,425 | 3,840 | 10,963 |
| 7月～9月 | 18,395 | 4,022 | 14,373 | 80 | 1,103 | 3,820 | 12,664 |
| 10月～12月 | 18,086 | 4,669 | 13,417 | 95 | 1,148 | 4,443 | 11,653 |
| 平成15年 1月 | 5,673 | 1,179 | 4,494 | 47 | 330 | 1,123 | 3,980 |
| 2月 | 5,482 | 1,160 | 4,322 | 14 | 371 | 1,122 | 3,769 |
| 3月 | 5,576 | 1,345 | 4,231 | 41 | 515 | 1,239 | 3,504 |
| 4月 | 5,798 | 1,317 | 4,481 | 23 | 571 | 1,243 | 3,732 |
| 5月 | 5,778 | 1,367 | 4,411 | 24 | 464 | 1,282 | 3,739 |
| 6月 | 5,495 | 1,373 | 4,122 | 30 | 390 | 1,315 | 3,492 |
| 7月 | 6,127 | 1,542 | 4,585 | 36 | 402 | 1,456 | 3,963 |
| 8月 | 6,320 | 1,178 | 5,142 | 26 | 395 | 1,132 | 4,562 |
| 9月 | 5,948 | 1,302 | 4,646 | 18 | 306 | 1,232 | 4,139 |
| 10月 | 6,033 | 1,618 | 4,415 | 28 | 468 | 1,563 | 3,758 |
| 11月 | 6,167 | 1,633 | 4,534 | 43 | 331 | 1,547 | 4,004 |
| 12月 | 5,886 | 1,418 | 4,468 | 24 | 349 | 1,333 | 3,891 |

染色整理 Dyeing and Finishing Processes

| 加工高 Products Quantity | | | | 引渡数量 Shipments Quantity | 在庫数量 Inventory Quantity | | Year, Quarter and Month |
|--------------------------|-------------------------|---------------------------|-------------------------|----------------------------|--------------------------------|----------------|-------------------------------|
| なっ染品 Printed | | 整理 Finishing processes | | 製品 Products | 原反 (仕掛中を含む) Non Products | 製品 Products | |
| 輸出用 For exports | 国内用 For domestic use | 輸出用 For exports | 国内用 For domestic use | | | | |
| 1 | 37 | - | 1,913 | 4,164 | 751 | 398 | C. Y. 1999 |
| 7 | 14 | - | 1,878 | 4,185 | 605 | 380 | |
| 2 | 34 | - | 1,679 | 4,116 | 355 | 371 | |
| 4 | 208 | - | 1,734 | 4,271 | 373 | 409 | 2002 |
| 11 | 228 | - | 1,471 | 3,537 | 341 | 300 | 2003 |
| 6 | 72 | - | 1,731 | 4,351 | 330 | 403 | F. Y. 2001 |
| - | 233 | - | 1,607 | 3,933 | 299 | 372 | |
| - | 79 | - | 488 | 1,180 | 299 | 372 | Q 1 2003 |
| 8 | 66 | - | 348 | 812 | 254 | 330 | Q 2 |
| - | 17 | - | 253 | 533 | 228 | 320 | Q 3 |
| 3 | 66 | - | 382 | 1,012 | 341 | 300 | Q 4 |
| - | 20 | - | 145 | 251 | 358 | 460 | J a n. 2003 |
| - | 23 | - | 181 | 530 | 334 | 344 | F e b. |
| - | 36 | - | 162 | 399 | 299 | 372 | M a r. |
| 3 | 32 | - | 175 | 383 | 352 | 358 | A p r. |
| 5 | 20 | - | 102 | 255 | 308 | 316 | M a y |
| - | 14 | - | 71 | 174 | 254 | 330 | J u n. |
| - | 1 | - | 96 | 186 | 257 | 299 | J u l. |
| - | 13 | - | 89 | 218 | 251 | 279 | A u g. |
| - | 3 | - | 68 | 129 | 228 | 320 | S e p. |
| - | 8 | - | 104 | 271 | 263 | 326 | O c t. |
| 3 | 21 | - | 118 | 296 | 322 | 326 | N o v. |
| - | 37 | - | 160 | 445 | 341 | 300 | D e c. |

| 加工高 Products Quantity | | | | 引渡数量 Shipments Quantity | 在庫数量 Inventory Quantity | | Year, Quarter and Month |
|--------------------------|-------------------------|---------------------------|-------------------------|----------------------------|--------------------------------|----------------|-------------------------------|
| なっ染品 Printed | | 整理 Finishing processes | | 製品 Products | 原反 (仕掛中を含む) Non Products | 製品 Products | |
| 輸出用 For exports | 国内用 For domestic use | 輸出用 For exports | 国内用 For domestic use | | | | |
| 1,647 | 347 | 983 | 2,364 | 101,926 | 25,720 | 13,119 | C. Y. 1999 |
| 1,160 | 264 | 976 | 2,517 | 101,719 | 18,366 | 10,859 | |
| 772 | 192 | 137 | 2,708 | 88,736 | 12,567 | 9,053 | |
| 794 | 206 | 65 | 2,447 | 73,399 | 11,835 | 6,513 | 2002 |
| 452 | 125 | 39 | 2,301 | 69,776 | 10,530 | 7,020 | 2003 |
| 843 | 174 | 125 | 2,779 | 84,475 | 12,242 | 7,596 | F. Y. 2001 |
| 661 | 191 | 51 | 2,336 | 71,769 | 12,048 | 6,559 | |
| 87 | 29 | 11 | 549 | 16,685 | 12,048 | 6,559 | Q 1 2003 |
| 127 | 43 | 13 | 583 | 16,239 | 12,728 | 7,391 | Q 2 |
| 112 | 38 | 10 | 568 | 18,740 | 11,200 | 7,046 | Q 3 |
| 126 | 15 | 5 | 601 | 18,112 | 10,530 | 7,020 | Q 4 |
| 8 | 15 | 1 | 169 | 6,160 | 11,672 | 6,026 | J a n. 2003 |
| 19 | 5 | 5 | 177 | 4,660 | 12,055 | 6,848 | |
| 60 | 9 | 5 | 203 | 5,865 | 12,048 | 6,559 | |
| 46 | 5 | 5 | 173 | 5,925 | 12,133 | 6,432 | |
| 55 | 17 | 6 | 191 | 4,981 | 12,111 | 7,229 | |
| 26 | 21 | 2 | 219 | 5,333 | 12,728 | 7,391 | |
| 44 | 23 | 6 | 197 | 6,667 | 12,232 | 6,851 | |
| 17 | 9 | 3 | 176 | 6,188 | 11,840 | 6,983 | |
| 51 | 6 | 1 | 195 | 5,885 | 11,200 | 7,046 | |
| 24 | 8 | 3 | 181 | 6,419 | 11,247 | 6,660 | |
| 42 | 4 | 1 | 195 | 6,207 | 11,011 | 6,620 | |
| 60 | 3 | 1 | 225 | 5,486 | 10,530 | 7,020 | |

染色整理 Dyeing and Finishing Processes

| 年 月 | ス フ 織 物 Rayon staple fabrics | | | | | | |
|-------------|---------------------------------|--------------------|-------------------------|-----------------------|-------------------------|--------------------|-------------------------|
| | 加 工 高 Products Quantity | | | | | | |
| | 合 計 Total | | | 精 練・漂 白 品 Bleached | | 浸 染 品 Dyed | |
| | 計 Total | 輸出用 For exports | 国内用 For domestic use | 輸出用 For exports | 国内用 For domestic use | 輸出用 For exports | 国内用 For domestic use |
| 平成11年 | 67,395 | 4,980 | 62,415 | 253 | 5,644 | 2,516 | 42,688 |
| 12 | 64,279 | 5,339 | 58,940 | 304 | 3,468 | 2,319 | 43,105 |
| 13 | 50,762 | 4,678 | 46,084 | 157 | 3,160 | 2,050 | 36,254 |
| 14 | 41,123 | 4,249 | 36,874 | 370 | 3,594 | 1,937 | 28,269 |
| 15 | 32,484 | 3,219 | 29,265 | 355 | 2,843 | 1,562 | 22,486 |
| 平成13年度 | 48,862 | 4,716 | 44,146 | 164 | 3,478 | 2,127 | 34,971 |
| 14 | 38,557 | 3,898 | 34,659 | 457 | 3,228 | 1,723 | 26,403 |
| 平成15年 1月～3月 | 8,781 | 814 | 7,967 | 140 | 756 | 265 | 5,883 |
| 4月～6月 | 7,568 | 746 | 6,822 | 82 | 748 | 389 | 5,159 |
| 7月～9月 | 7,875 | 725 | 7,150 | 50 | 612 | 370 | 5,727 |
| 10月～12月 | 8,260 | 934 | 7,326 | 83 | 727 | 538 | 5,717 |
| 平成15年 1月 | 2,774 | 293 | 2,481 | 40 | 236 | 98 | 1,804 |
| 2月 | 3,123 | 253 | 2,870 | 40 | 285 | 83 | 2,139 |
| 3月 | 2,884 | 268 | 2,616 | 60 | 235 | 84 | 1,940 |
| 4月 | 2,809 | 287 | 2,522 | 33 | 352 | 115 | 1,867 |
| 5月 | 2,384 | 233 | 2,151 | 32 | 247 | 126 | 1,605 |
| 6月 | 2,375 | 226 | 2,149 | 17 | 149 | 148 | 1,687 |
| 7月 | 2,638 | 288 | 2,350 | 3 | 203 | 132 | 1,857 |
| 8月 | 2,627 | 151 | 2,476 | 3 | 207 | 94 | 1,986 |
| 9月 | 2,610 | 286 | 2,324 | 44 | 202 | 144 | 1,884 |
| 10月 | 2,856 | 251 | 2,605 | 17 | 249 | 156 | 2,054 |
| 11月 | 2,774 | 418 | 2,356 | 44 | 230 | 256 | 1,830 |
| 12月 | 2,630 | 265 | 2,365 | 22 | 248 | 126 | 1,833 |

| 年 月 | ア セ テ ー ト 織 物 Acetate fabrics | | | | | | |
|-------------|----------------------------------|--------------------|-------------------------|-----------------------|-------------------------|--------------------|-------------------------|
| | 加 工 高 Products Quantity | | | | | | |
| | 合 計 Total | | | 精 練・漂 白 品 Bleached | | 浸 染 品 Dyed | |
| | 計 Total | 輸出用 For exports | 国内用 For domestic use | 輸出用 For exports | 国内用 For domestic use | 輸出用 For exports | 国内用 For domestic use |
| 平成11年 | 45,932 | 26,326 | 19,606 | 314 | 1,956 | 25,980 | 16,714 |
| 12 | 48,784 | 28,904 | 19,880 | 309 | 1,756 | 28,595 | 17,195 |
| 13 | 42,046 | 23,596 | 18,450 | 94 | 1,672 | 23,494 | 16,045 |
| 14 | 36,209 | 18,357 | 17,852 | 8 | 1,661 | 18,348 | 15,602 |
| 15 | 34,380 | 15,390 | 18,990 | 17 | 1,662 | 15,373 | 16,801 |
| 平成13年度 | 39,296 | 21,614 | 17,682 | 50 | 1,661 | 21,556 | 15,311 |
| 14 | 35,666 | 17,318 | 18,348 | 7 | 1,674 | 17,310 | 16,127 |
| 平成15年 1月～3月 | 8,227 | 3,585 | 4,642 | - | 419 | 3,585 | 4,099 |
| 4月～6月 | 8,468 | 3,809 | 4,659 | - | 412 | 3,809 | 4,110 |
| 7月～9月 | 8,613 | 3,909 | 4,704 | 5 | 422 | 3,904 | 4,159 |
| 10月～12月 | 9,072 | 4,087 | 4,985 | 12 | 409 | 4,075 | 4,433 |
| 平成15年 1月 | 2,373 | 1,016 | 1,357 | - | 146 | 1,016 | 1,173 |
| 2月 | 2,947 | 1,328 | 1,619 | - | 130 | 1,328 | 1,451 |
| 3月 | 2,907 | 1,241 | 1,666 | - | 143 | 1,241 | 1,475 |
| 4月 | 2,989 | 1,418 | 1,571 | - | 134 | 1,418 | 1,400 |
| 5月 | 2,797 | 1,194 | 1,603 | - | 145 | 1,194 | 1,403 |
| 6月 | 2,682 | 1,197 | 1,485 | - | 133 | 1,197 | 1,307 |
| 7月 | 2,879 | 1,342 | 1,537 | 5 | 182 | 1,337 | 1,309 |
| 8月 | 2,780 | 1,247 | 1,533 | - | 123 | 1,247 | 1,367 |
| 9月 | 2,954 | 1,320 | 1,634 | - | 117 | 1,320 | 1,483 |
| 10月 | 3,136 | 1,428 | 1,708 | 5 | 131 | 1,423 | 1,525 |
| 11月 | 3,030 | 1,357 | 1,673 | 3 | 149 | 1,354 | 1,477 |
| 12月 | 2,906 | 1,302 | 1,604 | 4 | 129 | 1,298 | 1,431 |

染色整理 Dyeing and Finishing Processes

| 加工高 Products Quantity | | | | 引渡数量 Shipments Quantity | 在庫数量 Inventory Quantity | | Year, Quarter and Month |
|--------------------------|-------------------------|---------------------------|-------------------------|----------------------------|--------------------------------|----------------|-------------------------------|
| なっ染品 Printed | | 整理 Finishing processes | | 製品 Products | 原反 (仕掛中を含む) Non Products | 製品 Products | |
| 輸出用 For exports | 国内用 For domestic use | 輸出用 For exports | 国内用 For domestic use | | | | |
| 1,926 | 631 | 285 | 13,452 | 67,731 | 3,670 | 986 | C. Y. 1999 |
| 2,460 | 483 | 256 | 11,884 | 64,047 | 2,744 | 1,023 | 2000 |
| 2,325 | 445 | 146 | 6,225 | 50,905 | 1,993 | 880 | 2001 |
| 1,819 | 328 | 123 | 4,683 | 40,693 | 2,412 | 1,151 | 2002 |
| 1,122 | 343 | 180 | 3,593 | 32,268 | 2,257 | 1,367 | 2003 |
| 2,264 | 397 | 161 | 5,300 | 48,832 | 2,421 | 894 | F. Y. 2001 |
| 1,590 | 445 | 128 | 4,583 | 38,331 | 2,445 | 1,120 | 2002 |
| 364 | 205 | 45 | 1,123 | 8,812 | 2,445 | 1,120 | Q 1 2003 |
| 252 | 49 | 23 | 866 | 7,398 | 2,242 | 1,290 | Q 2 |
| 241 | 25 | 64 | 786 | 7,746 | 2,326 | 1,419 | Q 3 |
| 265 | 64 | 48 | 818 | 8,312 | 2,257 | 1,367 | Q 4 |
| 150 | 26 | 5 | 415 | 2,831 | 2,443 | 1,094 | J an. 2003 |
| 114 | 87 | 16 | 359 | 2,952 | 2,404 | 1,265 | F eb. |
| 100 | 92 | 24 | 349 | 3,029 | 2,445 | 1,120 | M ar. |
| 125 | 23 | 14 | 280 | 2,750 | 2,545 | 1,179 | A pr. |
| 68 | 8 | 7 | 291 | 2,272 | 2,415 | 1,291 | M ay |
| 59 | 18 | 2 | 295 | 2,376 | 2,242 | 1,290 | J un. |
| 106 | 10 | 47 | 280 | 2,652 | 2,366 | 1,276 | J ul. |
| 39 | 9 | 15 | 274 | 2,540 | 2,364 | 1,363 | A ug. |
| 96 | 6 | 2 | 232 | 2,554 | 2,326 | 1,419 | S ep. |
| 72 | 25 | 6 | 277 | 2,856 | 2,506 | 1,419 | O ct. |
| 86 | 21 | 32 | 275 | 2,837 | 2,308 | 1,356 | N ov. |
| 107 | 18 | 10 | 266 | 2,619 | 2,257 | 1,367 | D ec. |

| 加工高 Products Quantity | | | | 引渡数量 Shipments Quantity | 在庫数量 Inventory Quantity | | Year, Quarter and Month |
|--------------------------|-------------------------|---------------------------|-------------------------|----------------------------|--------------------------------|----------------|-------------------------------|
| なっ染品 Printed | | 整理 Finishing processes | | 製品 Products | 原反 (仕掛中を含む) Non Products | 製品 Products | |
| 輸出用 For exports | 国内用 For domestic use | 輸出用 For exports | 国内用 For domestic use | | | | |
| - | - | 32 | 936 | 45,675 | 10,181 | 1,437 | C. Y. 1999 |
| - | - | - | 929 | 46,814 | 12,970 | 3,407 | 2000 |
| 8 | 14 | - | 719 | 41,593 | 14,561 | 3,155 | 2001 |
| - | - | 1 | 589 | 36,702 | 7,988 | 2,662 | 2002 |
| - | - | - | 527 | 34,116 | 8,955 | 2,926 | 2003 |
| 8 | 14 | - | 696 | 39,362 | 11,449 | 2,481 | F. Y. 2001 |
| - | - | 1 | 547 | 35,222 | 8,627 | 2,925 | 2002 |
| - | - | - | 124 | 7,964 | 8,627 | 2,925 | Q 1 2003 |
| - | - | - | 137 | 8,500 | 8,880 | 2,893 | Q 2 |
| - | - | - | 123 | 8,578 | 8,647 | 2,928 | Q 3 |
| - | - | - | 143 | 9,074 | 8,955 | 2,926 | Q 4 |
| - | - | - | 38 | 2,356 | 7,668 | 2,679 | J an. 2003 |
| - | - | - | 38 | 2,996 | 8,439 | 2,630 | F eb. |
| - | - | - | 48 | 2,612 | 8,627 | 2,925 | M ar. |
| - | - | - | 37 | 2,982 | 8,603 | 2,932 | A pr. |
| - | - | - | 55 | 2,798 | 8,950 | 2,931 | M ay |
| - | - | - | 45 | 2,720 | 8,880 | 2,893 | J un. |
| - | - | - | 46 | 2,715 | 9,692 | 3,057 | J ul. |
| - | - | - | 43 | 3,069 | 8,213 | 2,768 | A ug. |
| - | - | - | 34 | 2,794 | 8,647 | 2,928 | S ep. |
| - | - | - | 52 | 3,278 | 8,701 | 2,786 | O ct. |
| - | - | - | 47 | 2,970 | 9,392 | 2,846 | N ov. |
| - | - | - | 44 | 2,826 | 8,955 | 2,926 | D ec. |

染色整理 Dyeing and Finishing Processes

| 年 月 | 合 成 織 維 織 物 計 Synthetic fiber fabrics | | | | | | |
|-------------|--|----------------------|---------------------------|-----------------------|---------------------------|----------------------|---------------------------|
| | 加 工 高 Products Quantity | | | | | | |
| | 合 計 Total | | | 精 練・漂 白 品 Bleached | | 浸 染 品 Dyed | |
| | 計 Total | 輸 出 用 For exports | 国 内 用 For domestic use | 輸 出 用 For exports | 国 内 用 For domestic use | 輸 出 用 For exports | 国 内 用 For domestic use |
| 平成11年 | 1,922,172 | 486,998 | 1,435,174 | 39,550 | 260,365 | 365,001 | 944,581 |
| 12 | 1,863,468 | 454,779 | 1,408,689 | 44,082 | 253,372 | 334,774 | 933,323 |
| 13 | 1,765,847 | 424,086 | 1,341,761 | 44,440 | 234,054 | 310,656 | 896,565 |
| 14 | 1,582,165 | 389,375 | 1,192,790 | 48,774 | 219,827 | 280,869 | 785,868 |
| 15 | 1,488,019 | 350,500 | 1,137,519 | 42,713 | 206,466 | 252,076 | 755,709 |
| 平成13年度 | 1,717,378 | 417,635 | 1,299,743 | 42,859 | 229,151 | 306,589 | 867,864 |
| 14 | 1,557,017 | 381,480 | 1,175,537 | 48,603 | 216,411 | 274,323 | 775,611 |
| 平成15年 1月～3月 | 371,711 | 85,995 | 285,716 | 10,635 | 54,277 | 61,925 | 187,241 |
| 4月～6月 | 375,796 | 86,851 | 288,945 | 9,490 | 53,320 | 62,941 | 192,125 |
| 7月～9月 | 368,976 | 87,389 | 281,587 | 11,587 | 49,318 | 61,812 | 189,533 |
| 10月～12月 | 371,536 | 90,265 | 281,271 | 11,001 | 49,551 | 65,398 | 186,810 |
| 平成15年 1月 | 123,122 | 28,421 | 94,701 | 3,708 | 17,622 | 20,175 | 62,472 |
| 2月 | 120,839 | 28,114 | 92,725 | 3,117 | 17,632 | 20,739 | 60,494 |
| 3月 | 127,750 | 29,460 | 98,290 | 3,810 | 19,023 | 21,011 | 64,275 |
| 4月 | 125,423 | 29,832 | 95,591 | 3,176 | 18,219 | 21,880 | 62,484 |
| 5月 | 123,096 | 27,815 | 95,281 | 3,000 | 17,869 | 20,075 | 63,478 |
| 6月 | 127,277 | 29,204 | 98,073 | 3,314 | 17,232 | 20,986 | 66,163 |
| 7月 | 129,135 | 29,378 | 99,757 | 3,506 | 17,180 | 20,933 | 67,716 |
| 8月 | 119,763 | 28,102 | 91,661 | 3,639 | 15,633 | 20,078 | 61,862 |
| 9月 | 120,078 | 29,909 | 90,169 | 4,442 | 16,505 | 20,801 | 59,955 |
| 10月 | 123,169 | 30,892 | 92,277 | 3,994 | 17,107 | 22,527 | 60,811 |
| 11月 | 123,271 | 31,215 | 92,056 | 3,644 | 15,875 | 22,766 | 61,370 |
| 12月 | 125,096 | 28,158 | 96,938 | 3,363 | 16,569 | 20,105 | 64,629 |

| 年 月 | 合 成 織 維 織 物 (長 織 維) Filament | | | | | | |
|-------------|-----------------------------------|----------------------|---------------------------|-----------------------|---------------------------|----------------------|---------------------------|
| | 加 工 高 Products Quantity | | | | | | |
| | 合 計 Total | | | 精 練・漂 白 品 Bleached | | 浸 染 品 Dyed | |
| | 計 Total | 輸 出 用 For exports | 国 内 用 For domestic use | 輸 出 用 For exports | 国 内 用 For domestic use | 輸 出 用 For exports | 国 内 用 For domestic use |
| 平成11年 | 1,395,977 | 382,441 | 1,013,536 | 11,332 | 159,095 | 319,446 | 727,537 |
| 12 | 1,342,592 | 345,266 | 997,326 | 10,035 | 160,711 | 283,407 | 716,489 |
| 13 | 1,257,575 | 313,992 | 943,583 | 8,118 | 144,382 | 261,457 | 684,395 |
| 14 | 1,130,726 | 286,025 | 844,701 | 8,604 | 140,159 | 237,299 | 599,603 |
| 15 | 1,070,409 | 252,105 | 818,304 | 7,492 | 138,272 | 208,426 | 576,678 |
| 平成13年度 | 1,227,862 | 311,934 | 915,928 | 7,906 | 141,574 | 259,926 | 664,051 |
| 14 | 1,113,183 | 277,339 | 835,844 | 8,757 | 139,666 | 230,060 | 591,413 |
| 平成15年 1月～3月 | 262,523 | 61,069 | 201,454 | 2,239 | 34,975 | 50,340 | 140,461 |
| 4月～6月 | 273,731 | 64,666 | 209,065 | 1,621 | 36,099 | 53,058 | 146,976 |
| 7月～9月 | 269,995 | 64,476 | 205,519 | 2,104 | 33,598 | 53,100 | 146,351 |
| 10月～12月 | 264,160 | 61,894 | 202,266 | 1,528 | 33,600 | 51,928 | 142,890 |
| 平成15年 1月 | 87,081 | 20,303 | 66,778 | 868 | 11,136 | 16,476 | 46,923 |
| 2月 | 84,647 | 19,765 | 64,882 | 623 | 11,277 | 16,489 | 45,036 |
| 3月 | 90,795 | 21,001 | 69,794 | 748 | 12,562 | 17,375 | 48,502 |
| 4月 | 91,500 | 22,054 | 69,446 | 554 | 12,693 | 18,289 | 47,675 |
| 5月 | 89,634 | 20,716 | 68,918 | 655 | 11,891 | 16,731 | 48,682 |
| 6月 | 92,597 | 21,896 | 70,701 | 412 | 11,515 | 18,038 | 50,619 |
| 7月 | 93,946 | 22,173 | 71,773 | 592 | 11,528 | 18,263 | 51,516 |
| 8月 | 88,506 | 20,604 | 67,902 | 569 | 10,497 | 17,137 | 48,719 |
| 9月 | 87,543 | 21,699 | 65,844 | 943 | 11,573 | 17,700 | 46,116 |
| 10月 | 89,023 | 21,560 | 67,463 | 597 | 11,957 | 18,105 | 47,083 |
| 11月 | 87,643 | 21,517 | 66,126 | 500 | 10,849 | 18,111 | 46,536 |
| 12月 | 87,494 | 18,817 | 68,677 | 431 | 10,794 | 15,712 | 49,271 |

染色整理 Dyeing and Finishing Processes

| 加工高 Products Quantity | | | | 引渡数量 Shipments Quantity | 在庫数量 Inventory Quantity | | Year, Quarter and Month |
|--------------------------|-------------------------|---------------------------|-------------------------|----------------------------|--------------------------------|----------------|-------------------------------|
| なっ染品 Printed | | 整理 Finishing processes | | 製品 Products | 原反 (仕掛中を含む) Non Products | 製品 Products | |
| 輸出用 For exports | 国内用 For domestic use | 輸出用 For exports | 国内用 For domestic use | | | | |
| 47,402 | 63,897 | 35,045 | 166,331 | 1,938,562 | 216,031 | 114,675 | C. Y. 1999 |
| 43,612 | 60,966 | 32,311 | 161,028 | 1,868,267 | 220,356 | 106,384 | 2000 |
| 39,587 | 55,198 | 29,403 | 155,944 | 1,770,848 | 201,911 | 98,601 | 2001 |
| 33,676 | 50,954 | 26,056 | 136,141 | 1,589,769 | 186,650 | 89,500 | 2002 |
| 29,959 | 43,482 | 25,752 | 131,862 | 1,496,094 | 167,669 | 80,474 | 2003 |
| 39,909 | 54,052 | 28,278 | 148,676 | 1,722,010 | 196,308 | 94,915 | F. Y. 2001 |
| 32,453 | 48,157 | 26,101 | 135,358 | 1,562,244 | 173,709 | 88,997 | 2002 |
| 7,790 | 11,717 | 5,645 | 32,481 | 372,015 | 173,709 | 88,997 | Q 1 2003 |
| 6,904 | 10,834 | 7,516 | 32,666 | 376,376 | 177,531 | 88,290 | Q 2 |
| 7,800 | 9,658 | 6,190 | 33,078 | 375,348 | 164,273 | 81,996 | Q 3 |
| 7,465 | 11,273 | 6,401 | 33,637 | 372,355 | 167,669 | 80,474 | Q 4 |
| 2,631 | 4,046 | 1,907 | 10,561 | 122,415 | 185,243 | 90,207 | J a n . 2003 |
| 2,576 | 3,708 | 1,682 | 10,891 | 121,485 | 180,371 | 89,547 | F e b . |
| 2,583 | 3,963 | 2,056 | 11,029 | 128,115 | 173,709 | 88,997 | M a r . |
| 2,262 | 3,653 | 2,514 | 11,235 | 126,278 | 171,201 | 87,941 | A p r . |
| 2,301 | 3,476 | 2,439 | 10,458 | 120,438 | 177,300 | 90,599 | M a y |
| 2,341 | 3,705 | 2,563 | 10,973 | 129,660 | 177,531 | 88,290 | J u n . |
| 2,578 | 3,242 | 2,361 | 11,619 | 130,473 | 173,216 | 86,962 | J u l . |
| 2,477 | 3,445 | 1,908 | 10,721 | 120,465 | 167,798 | 86,273 | A u g . |
| 2,745 | 2,971 | 1,921 | 10,738 | 124,410 | 164,273 | 81,996 | S e p . |
| 2,393 | 3,576 | 1,978 | 10,783 | 124,796 | 168,184 | 79,581 | O c t . |
| 2,639 | 3,707 | 2,166 | 11,104 | 121,719 | 168,291 | 81,133 | N o v . |
| 2,433 | 3,990 | 2,257 | 11,750 | 125,840 | 167,669 | 80,474 | D e c . |

| 加工高 Products Quantity | | | | 引渡数量 Shipments Quantity | 在庫数量 Inventory Quantity | | Year, Quarter and Month |
|--------------------------|-------------------------|---------------------------|-------------------------|----------------------------|--------------------------------|----------------|-------------------------------|
| なっ染品 Printed | | 整理 Finishing processes | | 製品 Products | 原反 (仕掛中を含む) Non Products | 製品 Products | |
| 輸出用 For exports | 国内用 For domestic use | 輸出用 For exports | 国内用 For domestic use | | | | |
| 29,237 | 46,386 | 22,426 | 80,518 | 1,405,565 | 153,096 | 67,547 | C. Y. 1999 |
| 26,847 | 45,015 | 24,977 | 75,111 | 1,346,866 | 153,822 | 63,222 | 2000 |
| 20,886 | 40,595 | 23,531 | 74,211 | 1,258,128 | 140,931 | 58,513 | 2001 |
| 19,629 | 38,835 | 20,493 | 66,104 | 1,136,301 | 134,778 | 51,566 | 2002 |
| 15,125 | 34,324 | 21,062 | 69,030 | 1,075,143 | 117,844 | 46,793 | 2003 |
| 21,675 | 40,274 | 22,427 | 70,029 | 1,228,408 | 139,884 | 56,621 | F. Y. 2001 |
| 18,035 | 36,800 | 20,487 | 67,965 | 1,115,643 | 127,607 | 53,579 | 2002 |
| 4,041 | 9,118 | 4,449 | 16,900 | 260,325 | 127,607 | 53,579 | Q 1 2003 |
| 3,342 | 8,699 | 6,645 | 17,291 | 275,082 | 129,520 | 52,302 | Q 2 |
| 4,234 | 7,618 | 5,038 | 17,952 | 274,737 | 118,641 | 47,560 | Q 3 |
| 3,508 | 8,889 | 4,930 | 16,887 | 264,999 | 117,844 | 46,793 | Q 4 |
| 1,523 | 3,101 | 1,436 | 5,618 | 85,910 | 134,434 | 52,737 | J a n . 2003 |
| 1,252 | 2,986 | 1,401 | 5,583 | 84,134 | 131,871 | 53,250 | F e b . |
| 1,266 | 3,031 | 1,612 | 5,699 | 90,281 | 127,607 | 53,579 | M a r . |
| 1,066 | 2,967 | 2,145 | 6,111 | 92,359 | 124,436 | 52,720 | A p r . |
| 1,123 | 2,788 | 2,207 | 5,557 | 88,061 | 130,858 | 54,293 | M a y |
| 1,153 | 2,944 | 2,293 | 5,623 | 94,662 | 129,520 | 52,302 | J u n . |
| 1,347 | 2,620 | 1,971 | 6,109 | 95,331 | 128,041 | 50,917 | J u l . |
| 1,350 | 2,664 | 1,548 | 6,022 | 89,559 | 122,975 | 49,864 | A u g . |
| 1,537 | 2,334 | 1,519 | 5,821 | 89,847 | 118,641 | 47,560 | S e p . |
| 1,242 | 2,820 | 1,616 | 5,603 | 91,281 | 118,095 | 45,302 | O c t . |
| 1,240 | 3,035 | 1,666 | 5,706 | 86,096 | 119,104 | 46,849 | N o v . |
| 1,026 | 3,034 | 1,648 | 5,578 | 87,622 | 117,844 | 46,793 | D e c . |

染色整理 Dyeing and Finishing Processes

| 年 月 | 合 成 織 維 織 物 (短 織 維) Staple | | | | | | |
|-------------|---------------------------------|----------------------|---------------------------|-----------------------|---------------------------|----------------------|---------------------------|
| | 加 工 高 Products Quantity | | | | | | |
| | 合 計 Total | | | 精 練・漂 白 品 Bleached | | 浸 染 品 Dyed | |
| | 計 Total | 輸 出 用 For exports | 国 内 用 For domestic use | 輸 出 用 For exports | 国 内 用 For domestic use | 輸 出 用 For exports | 国 内 用 For domestic use |
| 平成11年 | 526,195 | 104,557 | 421,638 | 28,218 | 101,270 | 45,555 | 217,044 |
| 12 | 520,876 | 109,513 | 411,363 | 34,047 | 92,661 | 51,367 | 216,834 |
| 13 | 508,272 | 110,094 | 398,178 | 36,322 | 89,672 | 49,199 | 212,170 |
| 14 | 451,439 | 103,350 | 348,089 | 40,170 | 79,668 | 43,570 | 186,265 |
| 15 | 417,610 | 98,395 | 319,215 | 35,221 | 68,194 | 43,650 | 179,031 |
| 平成13年度 | 489,516 | 105,701 | 383,815 | 34,953 | 87,577 | 46,663 | 203,813 |
| 14 | 443,834 | 104,141 | 339,693 | 39,846 | 76,745 | 44,263 | 184,198 |
| 平成15年 1月～3月 | 109,188 | 24,926 | 84,262 | 8,396 | 19,302 | 11,585 | 46,780 |
| 4月～6月 | 102,065 | 22,185 | 79,880 | 7,869 | 17,221 | 9,883 | 45,149 |
| 7月～9月 | 98,981 | 22,913 | 76,068 | 9,483 | 15,720 | 8,712 | 43,182 |
| 10月～12月 | 107,376 | 28,371 | 79,005 | 9,473 | 15,951 | 13,470 | 43,920 |
| 平成15年 1月 | 36,041 | 8,118 | 27,923 | 2,840 | 6,486 | 3,699 | 15,549 |
| 2月 | 36,192 | 8,349 | 27,843 | 2,494 | 6,355 | 4,250 | 15,458 |
| 3月 | 36,955 | 8,459 | 28,496 | 3,062 | 6,461 | 3,636 | 15,773 |
| 4月 | 33,923 | 7,778 | 26,145 | 2,622 | 5,526 | 3,591 | 14,809 |
| 5月 | 33,462 | 7,099 | 26,363 | 2,345 | 5,978 | 3,344 | 14,796 |
| 6月 | 34,680 | 7,308 | 27,372 | 2,902 | 5,717 | 2,948 | 15,544 |
| 7月 | 35,189 | 7,205 | 27,984 | 2,914 | 5,652 | 2,670 | 16,200 |
| 8月 | 31,257 | 7,498 | 23,759 | 3,070 | 5,136 | 2,941 | 13,143 |
| 9月 | 32,535 | 8,210 | 24,325 | 3,499 | 4,932 | 3,101 | 13,839 |
| 10月 | 34,146 | 9,332 | 24,814 | 3,397 | 5,150 | 4,422 | 13,728 |
| 11月 | 35,628 | 9,698 | 25,930 | 3,144 | 5,026 | 4,655 | 14,834 |
| 12月 | 37,602 | 9,341 | 28,261 | 2,932 | 5,775 | 4,393 | 15,358 |

| 年 月 | 加 工 賃 Processing fees | | | | | | |
|-------------|----------------------------|----------------------|---------------------------|-----------------------|---------------------------|----------------------|---------------------------|
| | 加 工 高 Products Quantity | | | | | | |
| | 合 計 Total | | | 精 練・漂 白 品 Bleached | | 浸 染 品 Dyed | |
| | 計 Total | 輸 出 用 For exports | 国 内 用 For domestic use | 輸 出 用 For exports | 国 内 用 For domestic use | 輸 出 用 For exports | 国 内 用 For domestic use |
| 平成11年 | 285,262 | 51,910 | 233,352 | 3,543 | 28,015 | 34,405 | 119,154 |
| 12 | 264,423 | 49,281 | 215,142 | 3,451 | 24,633 | 31,875 | 110,706 |
| 13 | 245,896 | 44,739 | 201,157 | 3,217 | 22,569 | 29,555 | 103,987 |
| 14 | 219,241 | 43,269 | 175,971 | 3,834 | 21,347 | 27,442 | 90,162 |
| 15 | 207,607 | 40,844 | 166,763 | 3,453 | 20,089 | 25,611 | 87,077 |
| 平成13年度 | 237,491 | 43,504 | 193,987 | 3,254 | 22,361 | 28,661 | 100,058 |
| 14 | 217,029 | 43,373 | 173,656 | 3,871 | 21,030 | 27,157 | 89,076 |
| 平成15年 1月～3月 | 51,639 | 10,143 | 41,496 | 910 | 5,304 | 6,193 | 20,951 |
| 4月～6月 | 52,146 | 10,569 | 41,578 | 757 | 4,970 | 6,562 | 21,914 |
| 7月～9月 | 51,254 | 9,659 | 41,595 | 862 | 4,697 | 6,214 | 22,331 |
| 10月～12月 | 52,567 | 10,473 | 42,094 | 925 | 5,119 | 6,643 | 21,880 |
| 平成15年 1月 | 16,760 | 3,311 | 13,449 | 330 | 1,683 | 2,016 | 6,805 |
| 2月 | 17,301 | 3,388 | 13,913 | 284 | 1,788 | 2,078 | 6,974 |
| 3月 | 17,578 | 3,444 | 14,134 | 295 | 1,833 | 2,099 | 7,172 |
| 4月 | 17,396 | 3,558 | 13,838 | 274 | 1,743 | 2,157 | 7,081 |
| 5月 | 17,009 | 3,417 | 13,592 | 231 | 1,632 | 2,163 | 7,192 |
| 6月 | 17,741 | 3,593 | 14,148 | 251 | 1,594 | 2,241 | 7,642 |
| 7月 | 18,092 | 3,423 | 14,669 | 256 | 1,577 | 2,206 | 8,059 |
| 8月 | 16,411 | 3,065 | 13,346 | 269 | 1,509 | 1,977 | 7,125 |
| 9月 | 16,752 | 3,172 | 13,580 | 337 | 1,611 | 2,030 | 7,148 |
| 10月 | 17,412 | 3,445 | 13,967 | 325 | 1,651 | 2,219 | 7,199 |
| 11月 | 17,726 | 3,595 | 14,131 | 307 | 1,702 | 2,278 | 7,331 |
| 12月 | 17,430 | 3,434 | 13,996 | 294 | 1,765 | 2,146 | 7,350 |

染色整理 Dyeing and Finishing Processes

| 加工高 Products Quantity | | | | 引渡数量 Shipments Quantity | 在庫数量 Inventory Quantity | | Year, Quarter and Month |
|--------------------------|-------------------------|---------------------------|-------------------------|----------------------------|--------------------------------|----------------|--|
| なっ染品 Printed | | 整理 Finishing processes | | 製品 Products | 原反 (仕掛中を含む) Non Products | 製品 Products | |
| 輸出用 For exports | 国内用 For domestic use | 輸出用 For exports | 国内用 For domestic use | | | | |
| 18,165 | 17,511 | 12,619 | 85,813 | 532,997 | 62,935 | 47,128 | C. Y. 1999 2000 2001 2002 2003 |
| 16,765 | 15,951 | 7,334 | 85,917 | 521,401 | 66,534 | 43,162 | |
| 18,701 | 14,603 | 5,872 | 81,733 | 512,720 | 60,980 | 40,088 | |
| 14,047 | 12,119 | 5,563 | 70,037 | 453,468 | 51,872 | 37,934 | |
| 14,834 | 9,158 | 4,690 | 62,832 | 420,951 | 49,825 | 33,681 | |
| 18,234 | 13,778 | 5,851 | 78,647 | 493,602 | 56,424 | 38,294 | F. Y. 2001 2002 |
| 14,418 | 11,357 | 5,614 | 67,393 | 446,601 | 46,102 | 35,418 | |
| 3,749 | 2,599 | 1,196 | 15,581 | 111,690 | 46,102 | 35,418 | Q 1 2003 |
| 3,562 | 2,135 | 871 | 15,375 | 101,294 | 48,011 | 35,988 | Q 2 |
| 3,566 | 2,040 | 1,152 | 15,126 | 100,611 | 45,632 | 34,436 | Q 3 |
| 3,957 | 2,384 | 1,471 | 16,750 | 107,356 | 49,825 | 33,681 | Q 4 |
| 1,108 | 945 | 471 | 4,943 | 36,505 | 50,809 | 37,470 | J a n. 2003 |
| 1,324 | 722 | 281 | 5,308 | 37,351 | 48,500 | 36,297 | F e b. |
| 1,317 | 932 | 444 | 5,330 | 37,834 | 46,102 | 35,418 | M a r. |
| 1,196 | 686 | 369 | 5,124 | 33,919 | 46,765 | 35,221 | A p r. |
| 1,178 | 688 | 232 | 4,901 | 32,377 | 46,442 | 36,306 | M a y |
| 1,188 | 761 | 270 | 5,350 | 34,998 | 48,011 | 35,988 | J u n. |
| 1,231 | 622 | 390 | 5,510 | 35,142 | 45,175 | 36,045 | J u l. |
| 1,127 | 781 | 360 | 4,699 | 30,906 | 44,823 | 36,409 | A u g. |
| 1,208 | 637 | 402 | 4,917 | 34,563 | 45,632 | 34,436 | S e p. |
| 1,151 | 756 | 362 | 5,180 | 33,515 | 50,089 | 34,279 | O c t. |
| 1,399 | 672 | 500 | 5,398 | 35,623 | 49,187 | 34,284 | N o v. |
| 1,407 | 956 | 609 | 6,172 | 38,218 | 49,825 | 33,681 | D e c. |

| 加工高 Products Quantity | | | | Year, Quarter and Month |
|--------------------------|-------------------------|---------------------------|-------------------------|--|
| なっ染品 Printed | | 整理 Finishing processes | | |
| 輸出用 For exports | 国内用 For domestic use | 輸出用 For exports | 国内用 For domestic use | |
| 8,632 | 49,466 | 5,329 | 36,717 | C. Y. 1999 2000 2001 2002 2003 |
| 8,386 | 45,374 | 5,570 | 34,430 | |
| 6,919 | 41,889 | 5,047 | 32,712 | |
| 7,408 | 36,316 | 4,586 | 28,146 | |
| 7,501 | 32,859 | 4,280 | 26,737 | |
| 6,993 | 40,071 | 4,596 | 31,497 | F. Y. 2001 2002 |
| 7,657 | 35,509 | 4,688 | 28,042 | |
| 2,061 | 8,939 | 980 | 6,302 | Q 1 2003 |
| 1,968 | 8,161 | 1,282 | 6,532 | Q 2 |
| 1,617 | 7,469 | 967 | 7,097 | Q 3 |
| 1,854 | 8,290 | 1,051 | 6,806 | Q 4 |
| 653 | 2,868 | 312 | 2,094 | J a n. 2003 |
| 705 | 2,970 | 321 | 2,180 | F e b. |
| 703 | 3,100 | 346 | 2,028 | M a r. |
| 710 | 2,890 | 417 | 2,124 | A p r. |
| 623 | 2,682 | 400 | 2,085 | M a y |
| 635 | 2,589 | 466 | 2,323 | J u n. |
| 571 | 2,551 | 390 | 2,482 | J u l. |
| 527 | 2,378 | 292 | 2,335 | A u g. |
| 520 | 2,540 | 285 | 2,280 | S e p. |
| 576 | 2,788 | 326 | 2,330 | O c t. |
| 652 | 2,877 | 358 | 2,221 | N o v. |
| 626 | 2,625 | 368 | 2,255 | D e c. |

染色整理 Dyeing and Finishing Processes

| 年 月 | ニ ッ ト 生 地 Knitted fabrics | | | | | | |
|-------------|------------------------------|----------------------|---------------------------|-----------------------|---------------------------|----------------------|---------------------------|
| | 加 工 高 Products Quantity | | | | | | |
| | 合 計 Total | | | 精 練・漂 白 品 Bleached | | 浸 染 品 Dyed | |
| | 計 Total | 輸 出 用 For exports | 国 内 用 For domestic use | 輸 出 用 For exports | 国 内 用 For domestic use | 輸 出 用 For exports | 国 内 用 For domestic use |
| 平成11年 | 820,121 | 39,183 | 780,938 | 8,249 | 95,883 | 29,396 | 562,663 |
| 12 | 751,980 | 36,739 | 715,241 | 8,483 | 78,962 | 27,314 | 525,631 |
| 13 | 699,230 | 34,407 | 664,823 | 8,542 | 69,155 | 24,920 | 496,810 |
| 14 | 655,891 | 36,352 | 619,539 | 8,301 | 63,111 | 27,171 | 465,829 |
| 15 | 627,378 | 29,865 | 597,513 | 5,817 | 52,365 | 23,332 | 462,661 |
| 平成13年度 | 686,392 | 34,560 | 651,832 | 8,545 | 67,531 | 25,086 | 486,545 |
| 14 | 654,703 | 36,125 | 618,578 | 7,700 | 61,090 | 27,640 | 468,719 |
| 平成15年 1月～3月 | 157,874 | 7,943 | 149,931 | 1,486 | 14,061 | 6,310 | 115,363 |
| 4月～6月 | 158,172 | 7,208 | 150,964 | 1,457 | 12,962 | 5,542 | 117,339 |
| 7月～9月 | 153,644 | 7,195 | 146,449 | 1,419 | 12,302 | 5,563 | 112,819 |
| 10月～12月 | 157,688 | 7,519 | 150,169 | 1,455 | 13,040 | 5,917 | 117,140 |
| 平成15年 1月 | 51,867 | 2,673 | 49,194 | 493 | 4,571 | 2,120 | 38,023 |
| 2月 | 52,438 | 2,590 | 49,848 | 472 | 4,638 | 2,056 | 38,262 |
| 3月 | 53,569 | 2,680 | 50,889 | 521 | 4,852 | 2,134 | 39,078 |
| 4月 | 52,385 | 2,677 | 49,708 | 524 | 4,489 | 2,133 | 38,487 |
| 5月 | 52,312 | 2,223 | 50,089 | 461 | 4,402 | 1,720 | 39,141 |
| 6月 | 53,475 | 2,308 | 51,167 | 472 | 4,071 | 1,689 | 39,711 |
| 7月 | 53,445 | 2,412 | 51,033 | 473 | 4,208 | 1,819 | 39,096 |
| 8月 | 48,234 | 2,312 | 45,922 | 464 | 3,788 | 1,795 | 35,286 |
| 9月 | 51,965 | 2,471 | 49,494 | 482 | 4,306 | 1,949 | 38,437 |
| 10月 | 52,171 | 2,458 | 49,713 | 497 | 4,202 | 1,926 | 39,084 |
| 11月 | 52,246 | 2,625 | 49,621 | 487 | 4,324 | 2,087 | 38,632 |
| 12月 | 53,271 | 2,436 | 50,835 | 471 | 4,514 | 1,904 | 39,424 |

| 年 月 | た て 編 Warp knitted fabrics | | | | | | |
|-------------|-------------------------------|----------------------|---------------------------|-----------------------|---------------------------|----------------------|---------------------------|
| | 加 工 高 Products Quantity | | | | | | |
| | 合 計 Total | | | 精 練・漂 白 品 Bleached | | 浸 染 品 Dyed | |
| | 計 Total | 輸 出 用 For exports | 国 内 用 For domestic use | 輸 出 用 For exports | 国 内 用 For domestic use | 輸 出 用 For exports | 国 内 用 For domestic use |
| 平成11年 | 342,165 | 35,166 | 306,999 | 7,472 | 37,825 | 26,375 | 224,912 |
| 12 | 317,749 | 32,403 | 285,346 | 7,156 | 33,932 | 24,452 | 210,642 |
| 13 | 292,146 | 28,909 | 263,237 | 7,183 | 32,017 | 20,885 | 198,509 |
| 14 | 284,416 | 30,067 | 254,349 | 6,965 | 31,372 | 22,404 | 196,152 |
| 15 | 278,236 | 23,521 | 254,715 | 4,489 | 24,115 | 18,441 | 206,909 |
| 平成13年度 | 287,917 | 28,966 | 258,951 | 7,186 | 31,764 | 20,985 | 194,928 |
| 14 | 287,615 | 29,539 | 258,076 | 6,364 | 30,175 | 22,541 | 202,972 |
| 平成15年 1月～3月 | 71,121 | 6,432 | 64,689 | 1,156 | 6,187 | 5,157 | 52,768 |
| 4月～6月 | 69,893 | 5,849 | 64,044 | 1,127 | 5,890 | 4,568 | 52,127 |
| 7月～9月 | 67,704 | 5,566 | 62,138 | 1,081 | 5,930 | 4,307 | 50,294 |
| 10月～12月 | 69,518 | 5,674 | 63,844 | 1,125 | 6,108 | 4,409 | 51,720 |
| 平成15年 1月 | 23,360 | 2,140 | 21,220 | 383 | 2,049 | 1,704 | 17,301 |
| 2月 | 23,178 | 2,072 | 21,106 | 362 | 2,055 | 1,657 | 17,193 |
| 3月 | 24,583 | 2,220 | 22,363 | 411 | 2,083 | 1,796 | 18,274 |
| 4月 | 24,160 | 2,196 | 21,964 | 414 | 2,069 | 1,769 | 17,897 |
| 5月 | 23,149 | 1,801 | 21,348 | 351 | 1,985 | 1,421 | 17,333 |
| 6月 | 22,584 | 1,852 | 20,732 | 362 | 1,836 | 1,378 | 16,897 |
| 7月 | 23,382 | 1,945 | 21,437 | 362 | 2,033 | 1,479 | 17,421 |
| 8月 | 21,191 | 1,816 | 19,375 | 348 | 1,834 | 1,415 | 15,556 |
| 9月 | 23,131 | 1,805 | 21,326 | 371 | 2,063 | 1,413 | 17,317 |
| 10月 | 22,958 | 1,833 | 21,125 | 387 | 1,959 | 1,411 | 17,158 |
| 11月 | 23,055 | 1,966 | 21,089 | 377 | 1,996 | 1,541 | 17,064 |
| 12月 | 23,505 | 1,875 | 21,630 | 361 | 2,153 | 1,457 | 17,498 |

染色整理 Dyeing and Finishing Processes

| 加工高 Products Quantity | | | | 引渡数量 Shipments Quantity | 在庫数量 Inventory Quantity | | Year, Quarter and Month |
|--------------------------|-------------------------|---------------------------|-------------------------|----------------------------|--------------------------------|----------------|-------------------------------|
| なっ染品 Printed | | 整理 Finishing processes | | 製品 Products | 原反 (仕掛中を含む) Non Products | 製品 Products | |
| 輸出用 For exports | 国内用 For domestic use | 輸出用 For exports | 国内用 For domestic use | | | | |
| 1,279 | 29,776 | 259 | 92,616 | 828,973 | 104,935 | 55,300 | C. Y. 1999 |
| 767 | 30,696 | 175 | 79,952 | 757,014 | 99,889 | 49,306 | 2000 |
| 750 | 32,919 | 195 | 65,939 | 704,973 | 90,344 | 43,103 | 2001 |
| 676 | 31,163 | 204 | 59,436 | 660,699 | 83,422 | 36,369 | 2002 |
| 551 | 30,722 | 165 | 51,765 | 622,738 | 81,505 | 40,485 | 2003 |
| 731 | 31,939 | 198 | 65,817 | 692,131 | 88,305 | 40,666 | F. Y. 2001 |
| 583 | 31,144 | 202 | 57,625 | 655,762 | 77,521 | 38,008 | 2002 |
| 107 | 7,138 | 40 | 13,369 | 156,247 | 77,521 | 38,008 | Q 1 2003 |
| 166 | 7,777 | 43 | 12,886 | 154,348 | 78,805 | 41,264 | Q 2 |
| 170 | 8,260 | 43 | 13,068 | 156,151 | 79,799 | 38,769 | Q 3 |
| 108 | 7,547 | 39 | 12,442 | 155,992 | 81,505 | 40,485 | Q 4 |
| 46 | 2,390 | 14 | 4,210 | 50,351 | 80,201 | 37,885 | Jan. 2003 |
| 49 | 2,273 | 13 | 4,675 | 52,261 | 79,625 | 38,074 | Feb. |
| 12 | 2,475 | 13 | 4,484 | 53,635 | 77,521 | 38,008 | Mar. |
| 6 | 2,395 | 14 | 4,337 | 50,962 | 79,577 | 38,855 | Apr. |
| 26 | 2,608 | 16 | 3,938 | 51,429 | 78,537 | 39,738 | May |
| 134 | 2,774 | 13 | 4,611 | 51,957 | 78,805 | 41,264 | Jun. |
| 103 | 2,819 | 17 | 4,910 | 55,143 | 81,209 | 39,566 | Jul. |
| 40 | 2,765 | 13 | 4,083 | 48,369 | 80,095 | 39,443 | Aug. |
| 27 | 2,676 | 13 | 4,075 | 52,639 | 79,799 | 38,769 | Sep. |
| 22 | 2,551 | 13 | 3,876 | 51,998 | 84,556 | 38,962 | Oct. |
| 38 | 2,481 | 13 | 4,184 | 50,864 | 82,984 | 40,344 | Nov. |
| 48 | 2,515 | 13 | 4,382 | 53,130 | 81,505 | 40,485 | Dec. |

| 加工高 Products Quantity | | | | 引渡数量 Shipments Quantity | 在庫数量 Inventory Quantity | | Year, Quarter and Month |
|--------------------------|-------------------------|---------------------------|-------------------------|----------------------------|--------------------------------|----------------|-------------------------------|
| なっ染品 Printed | | 整理 Finishing processes | | 製品 Products | 原反 (仕掛中を含む) Non Products | 製品 Products | |
| 輸出用 For exports | 国内用 For domestic use | 輸出用 For exports | 国内用 For domestic use | | | | |
| 1,075 | 7,443 | 244 | 36,819 | 346,744 | 56,182 | 27,546 | C. Y. 1999 |
| 639 | 8,247 | 156 | 32,525 | 318,276 | 52,797 | 26,936 | 2000 |
| 685 | 10,866 | 156 | 21,845 | 294,682 | 49,586 | 24,036 | 2001 |
| 542 | 10,824 | 156 | 16,001 | 286,182 | 46,776 | 21,399 | 2002 |
| 435 | 10,071 | 156 | 13,620 | 276,925 | 45,584 | 22,710 | 2003 |
| 639 | 10,942 | 156 | 21,317 | 289,256 | 51,022 | 23,592 | F. Y. 2001 |
| 478 | 10,581 | 156 | 14,348 | 287,220 | 45,048 | 23,116 | 2002 |
| 80 | 2,304 | 39 | 3,430 | 69,404 | 45,048 | 23,116 | Q 1 2003 |
| 115 | 2,647 | 39 | 3,380 | 68,702 | 45,780 | 24,307 | Q 2 |
| 139 | 2,576 | 39 | 3,338 | 69,614 | 45,790 | 22,397 | Q 3 |
| 101 | 2,544 | 39 | 3,472 | 69,205 | 45,584 | 22,710 | Q 4 |
| 40 | 733 | 13 | 1,137 | 22,239 | 45,404 | 22,520 | Jan. 2003 |
| 40 | 705 | 13 | 1,153 | 23,169 | 45,522 | 22,529 | Feb. |
| - | 866 | 13 | 1,140 | 23,996 | 45,048 | 23,116 | Mar. |
| - | 880 | 13 | 1,118 | 23,666 | 45,903 | 23,610 | Apr. |
| 16 | 911 | 13 | 1,119 | 22,986 | 45,266 | 23,773 | May |
| 99 | 856 | 13 | 1,143 | 22,050 | 45,780 | 24,307 | Jun. |
| 91 | 869 | 13 | 1,114 | 24,518 | 46,644 | 23,171 | Jul. |
| 40 | 868 | 13 | 1,117 | 21,397 | 46,293 | 22,965 | Aug. |
| 8 | 839 | 13 | 1,107 | 23,699 | 45,790 | 22,397 | Sep. |
| 22 | 836 | 13 | 1,172 | 23,352 | 47,633 | 22,003 | Oct. |
| 35 | 855 | 13 | 1,174 | 22,763 | 46,590 | 22,295 | Nov. |
| 44 | 853 | 13 | 1,126 | 23,090 | 45,584 | 22,710 | Dec. |

染色整理 Dyeing and Finishing Processes

| 年 月 | 丸 編 Circular knitted fabrics | | | | | | |
|-------------|---------------------------------|----------------------|---------------------------|-----------------------|---------------------------|----------------------|---------------------------|
| | 加 工 高 Products Quantity | | | | | | |
| | 合 計 Total | | | 精 練・漂 白 品 Bleached | | 浸 染 品 Dyed | |
| | 計 Total | 輸 出 用 For exports | 国 内 用 For domestic use | 輸 出 用 For exports | 国 内 用 For domestic use | 輸 出 用 For exports | 国 内 用 For domestic use |
| 平成11年 | 477,956 | 4,017 | 473,939 | 777 | 58,058 | 3,021 | 337,751 |
| 12 | 434,231 | 4,336 | 429,895 | 1,327 | 45,030 | 2,862 | 314,989 |
| 13 | 407,084 | 5,498 | 401,586 | 1,359 | 37,138 | 4,035 | 298,301 |
| 14 | 371,475 | 6,285 | 365,190 | 1,336 | 31,739 | 4,767 | 269,677 |
| 15 | 349,142 | 6,344 | 342,798 | 1,328 | 28,250 | 4,891 | 255,752 |
| 平成13年度 | 398,475 | 5,594 | 392,881 | 1,359 | 35,767 | 4,101 | 291,617 |
| 14 | 367,088 | 6,586 | 360,502 | 1,336 | 30,915 | 5,099 | 265,747 |
| 平成15年 1月～3月 | 86,753 | 1,511 | 85,242 | 330 | 7,874 | 1,153 | 62,595 |
| 4月～6月 | 88,279 | 1,359 | 86,920 | 330 | 7,072 | 974 | 65,212 |
| 7月～9月 | 85,940 | 1,629 | 84,311 | 338 | 6,372 | 1,256 | 62,525 |
| 10月～12月 | 88,170 | 1,845 | 86,325 | 330 | 6,932 | 1,508 | 65,420 |
| 平成15年 1月 | 28,507 | 533 | 27,974 | 110 | 2,522 | 416 | 20,722 |
| 2月 | 29,260 | 518 | 28,742 | 110 | 2,583 | 399 | 21,069 |
| 3月 | 28,986 | 460 | 28,526 | 110 | 2,769 | 338 | 20,804 |
| 4月 | 28,225 | 481 | 27,744 | 110 | 2,420 | 364 | 20,590 |
| 5月 | 29,163 | 422 | 28,741 | 110 | 2,417 | 299 | 21,808 |
| 6月 | 30,891 | 456 | 30,435 | 110 | 2,235 | 311 | 22,814 |
| 7月 | 30,063 | 467 | 29,596 | 111 | 2,175 | 340 | 21,675 |
| 8月 | 27,043 | 496 | 26,547 | 116 | 1,954 | 380 | 19,730 |
| 9月 | 28,834 | 666 | 28,168 | 111 | 2,243 | 536 | 21,120 |
| 10月 | 29,213 | 625 | 28,588 | 110 | 2,243 | 515 | 21,926 |
| 11月 | 29,191 | 659 | 28,532 | 110 | 2,328 | 546 | 21,568 |
| 12月 | 29,766 | 561 | 29,205 | 110 | 2,361 | 447 | 21,926 |

| 年 月 | 加 工 賃 Processing fees | | | | | | |
|-------------|----------------------------|----------------------|---------------------------|-----------------------|---------------------------|----------------------|---------------------------|
| | 加 工 高 Products Quantity | | | | | | |
| | 合 計 Total | | | 精 練・漂 白 品 Bleached | | 浸 染 品 Dyed | |
| | 計 Total | 輸 出 用 For exports | 国 内 用 For domestic use | 輸 出 用 For exports | 国 内 用 For domestic use | 輸 出 用 For exports | 国 内 用 For domestic use |
| 平成11年 | 92,527 | 3,110 | 89,417 | 383 | 6,490 | 2,617 | 70,258 |
| 12 | 83,724 | 2,565 | 81,159 | 323 | 5,446 | 2,163 | 64,232 |
| 13 | 78,496 | 2,448 | 76,048 | 348 | 4,802 | 2,038 | 60,786 |
| 14 | 73,411 | 2,699 | 70,712 | 334 | 4,186 | 2,292 | 57,262 |
| 15 | 69,280 | 2,313 | 66,967 | 237 | 3,688 | 2,014 | 55,004 |
| 平成13年度 | 77,075 | 2,490 | 74,585 | 353 | 4,631 | 2,074 | 59,774 |
| 14 | 73,091 | 2,725 | 70,365 | 307 | 4,092 | 2,348 | 57,164 |
| 平成15年 1月～3月 | 17,456 | 601 | 16,855 | 57 | 991 | 529 | 13,809 |
| 4月～6月 | 17,612 | 560 | 17,052 | 59 | 903 | 480 | 14,060 |
| 7月～9月 | 17,054 | 582 | 16,472 | 60 | 858 | 507 | 13,427 |
| 10月～12月 | 17,157 | 569 | 16,589 | 60 | 936 | 498 | 13,707 |
| 平成15年 1月 | 5,714 | 201 | 5,513 | 19 | 322 | 177 | 4,536 |
| 2月 | 5,833 | 206 | 5,627 | 17 | 324 | 183 | 4,607 |
| 3月 | 5,910 | 194 | 5,716 | 21 | 345 | 169 | 4,666 |
| 4月 | 5,728 | 197 | 5,530 | 21 | 310 | 173 | 4,540 |
| 5月 | 5,803 | 175 | 5,627 | 18 | 313 | 153 | 4,635 |
| 6月 | 6,082 | 188 | 5,894 | 19 | 280 | 155 | 4,885 |
| 7月 | 5,985 | 201 | 5,784 | 19 | 304 | 174 | 4,696 |
| 8月 | 5,363 | 184 | 5,179 | 21 | 253 | 160 | 4,215 |
| 9月 | 5,707 | 198 | 5,509 | 20 | 306 | 172 | 4,516 |
| 10月 | 5,788 | 182 | 5,605 | 22 | 306 | 159 | 4,660 |
| 11月 | 5,628 | 194 | 5,434 | 19 | 317 | 172 | 4,472 |
| 12月 | 5,742 | 192 | 5,549 | 20 | 313 | 168 | 4,574 |

染色整理 Dyeing and Finishing Processes

| 加工高 Products Quantity | | | | 引渡数量 Shipments Quantity | 在庫数量 Inventory Quantity | | Year, Quarter and Month |
|--------------------------|-------------------------|---------------------------|-------------------------|----------------------------|--------------------------------|----------------|-------------------------------|
| なっ染品 Printed | | 整理 Finishing processes | | 製品 Products | 原反 (仕掛中を含む) Non Products | 製品 Products | |
| 輸出用 For exports | 国内用 For domestic use | 輸出用 For exports | 国内用 For domestic use | | | | |
| 204 | 22,333 | 15 | 55,797 | 482,229 | 48,753 | 27,754 | C. Y. 1999 |
| 128 | 22,449 | 19 | 47,427 | 438,738 | 47,092 | 22,370 | 2000 |
| 65 | 22,053 | 39 | 44,094 | 410,291 | 40,758 | 19,067 | 2001 |
| 134 | 20,339 | 48 | 43,435 | 374,517 | 36,646 | 14,970 | 2002 |
| 116 | 20,651 | 9 | 38,145 | 345,813 | 35,921 | 17,775 | 2003 |
| 92 | 20,997 | 42 | 44,500 | 402,875 | 37,283 | 17,074 | F. Y. 2001 |
| 105 | 20,563 | 46 | 43,277 | 368,542 | 32,473 | 14,892 | 2002 |
| 27 | 4,834 | 1 | 9,939 | 86,843 | 32,473 | 14,892 | Q 1 2003 |
| 51 | 5,130 | 4 | 9,506 | 85,646 | 33,025 | 16,957 | Q 2 |
| 31 | 5,684 | 4 | 9,730 | 86,537 | 34,009 | 16,372 | Q 3 |
| 7 | 5,003 | - | 8,970 | 86,787 | 35,921 | 17,775 | Q 4 |
| 6 | 1,657 | 1 | 3,073 | 28,112 | 34,797 | 15,365 | Jan. 2003 |
| 9 | 1,568 | - | 3,522 | 29,092 | 34,103 | 15,545 | Feb. |
| 12 | 1,609 | - | 3,344 | 29,639 | 32,473 | 14,892 | Mar. |
| 6 | 1,515 | 1 | 3,219 | 27,296 | 33,674 | 15,245 | Apr. |
| 10 | 1,697 | 3 | 2,819 | 28,443 | 33,271 | 15,965 | May |
| 35 | 1,918 | - | 3,468 | 29,907 | 33,025 | 16,957 | Jun. |
| 12 | 1,950 | 4 | 3,796 | 30,625 | 34,565 | 16,395 | Jul. |
| - | 1,897 | - | 2,966 | 26,972 | 33,802 | 16,478 | Aug. |
| 19 | 1,837 | - | 2,968 | 28,940 | 34,009 | 16,372 | Sep. |
| - | 1,715 | - | 2,704 | 28,646 | 36,923 | 16,959 | Oct. |
| 3 | 1,626 | - | 3,010 | 28,101 | 36,394 | 18,049 | Nov. |
| 4 | 1,662 | - | 3,256 | 30,040 | 35,921 | 17,775 | Dec. |

| 加工高 Products Quantity | | | | Year, Quarter and Month |
|--------------------------|-------------------------|---------------------------|-------------------------|-------------------------------|
| なっ染品 Printed | | 整理 Finishing processes | | |
| 輸出用 For exports | 国内用 For domestic use | 輸出用 For exports | 国内用 For domestic use | |
| 96 | 5,454 | 13 | 7,215 | C. Y. 1999 |
| 69 | 5,398 | 10 | 6,083 | 2000 |
| 50 | 5,338 | 11 | 5,123 | 2001 |
| 61 | 4,880 | 12 | 4,383 | 2002 |
| 53 | 4,837 | 8 | 3,438 | 2003 |
| 52 | 5,110 | 11 | 5,070 | F. Y. 2001 |
| 58 | 4,898 | 12 | 4,211 | 2002 |
| 13 | 1,141 | 2 | 913 | Q 1 2003 |
| 19 | 1,197 | 2 | 892 | Q 2 |
| 13 | 1,328 | 2 | 859 | Q 3 |
| 8 | 1,171 | 2 | 775 | Q 4 |
| 4 | 372 | 1 | 282 | Jan. 2003 |
| 5 | 371 | 1 | 324 | Feb. |
| 4 | 397 | 1 | 307 | Mar. |
| 2 | 387 | 1 | 294 | Apr. |
| 4 | 404 | 1 | 275 | May |
| 13 | 406 | 1 | 323 | Jun. |
| 6 | 450 | 1 | 334 | Jul. |
| 2 | 438 | 1 | 272 | Aug. |
| 4 | 440 | 1 | 253 | Sep. |
| 1 | 402 | 1 | 237 | Oct. |
| 3 | 382 | 1 | 262 | Nov. |
| 4 | 387 | 1 | 275 | Dec. |

染色整理 Dyeing and Finishing Processes

| 年 月 | 毛 布 Blankets | | | | | | |
|-------------|----------------------------|----------------------|---------------------------|-----------------------|---------------------------|----------------------|---------------------------|
| | 加 工 高 Products Quantity | | | | | | |
| | 合 計 Total | | | 精 練・漂 白 品 Bleached | | 浸 染 品 Dyed | |
| | 計 Total | 輸 出 用 For exports | 国 内 用 For domestic use | 輸 出 用 For exports | 国 内 用 For domestic use | 輸 出 用 For exports | 国 内 用 For domestic use |
| 平成11年 | 26,604 | - | 26,604 | - | 1,268 | - | 6,948 |
| 12 | 21,419 | 13 | 21,406 | - | 1,079 | 13 | 5,117 |
| 13 | 17,724 | - | 17,724 | - | 1,095 | - | 4,352 |
| 14 | 12,682 | - | 12,682 | - | 966 | - | 1,826 |
| 15 | 7,970 | - | 7,970 | - | 942 | - | 1,378 |
| 平成13年度 | 16,811 | - | 16,811 | - | 1,111 | - | 4,071 |
| 14 | 12,024 | - | 12,024 | - | 945 | - | 1,697 |
| 平成15年 1月～3月 | 1,766 | - | 1,766 | - | 211 | - | 281 |
| 4月～6月 | 1,732 | - | 1,732 | - | 135 | - | 265 |
| 7月～9月 | 2,203 | - | 2,203 | - | 253 | - | 398 |
| 10月～12月 | 2,269 | - | 2,269 | - | 343 | - | 434 |
| 平成15年 1月 | 653 | - | 653 | - | 74 | - | 106 |
| 2月 | 605 | - | 605 | - | 86 | - | 92 |
| 3月 | 508 | - | 508 | - | 51 | - | 83 |
| 4月 | 485 | - | 485 | - | 51 | - | 79 |
| 5月 | 570 | - | 570 | - | 36 | - | 85 |
| 6月 | 677 | - | 677 | - | 48 | - | 101 |
| 7月 | 721 | - | 721 | - | 64 | - | 132 |
| 8月 | 699 | - | 699 | - | 74 | - | 123 |
| 9月 | 783 | - | 783 | - | 115 | - | 143 |
| 10月 | 772 | - | 772 | - | 95 | - | 144 |
| 11月 | 811 | - | 811 | - | 128 | - | 150 |
| 12月 | 686 | - | 686 | - | 120 | - | 140 |

| 年 月 | 加 工 賃 Processing fees | | | | | | |
|-------------|----------------------------|----------------------|---------------------------|-----------------------|---------------------------|----------------------|---------------------------|
| | 加 工 高 Products Quantity | | | | | | |
| | 合 計 Total | | | 精 練・漂 白 品 Bleached | | 浸 染 品 Dyed | |
| | 計 Total | 輸 出 用 For exports | 国 内 用 For domestic use | 輸 出 用 For exports | 国 内 用 For domestic use | 輸 出 用 For exports | 国 内 用 For domestic use |
| 平成11年 | 5,399 | - | 5,399 | - | 273 | - | 1,173 |
| 12 | 4,441 | 1 | 4,439 | - | 244 | 1 | 922 |
| 13 | 3,489 | - | 3,489 | - | 239 | - | 857 |
| 14 | 2,573 | - | 2,573 | - | 208 | - | 525 |
| 15 | 1,311 | - | 1,311 | - | 198 | - | 186 |
| 平成13年度 | 3,241 | - | 3,241 | - | 241 | - | 810 |
| 14 | 2,370 | - | 2,370 | - | 202 | - | 446 |
| 平成15年 1月～3月 | 316 | - | 316 | - | 46 | - | 43 |
| 4月～6月 | 264 | - | 264 | - | 33 | - | 33 |
| 7月～9月 | 356 | - | 356 | - | 49 | - | 53 |
| 10月～12月 | 375 | - | 375 | - | 71 | - | 57 |
| 平成15年 1月 | 121 | - | 121 | - | 17 | - | 16 |
| 2月 | 105 | - | 105 | - | 16 | - | 14 |
| 3月 | 90 | - | 90 | - | 13 | - | 12 |
| 4月 | 76 | - | 76 | - | 13 | - | 11 |
| 5月 | 87 | - | 87 | - | 9 | - | 10 |
| 6月 | 101 | - | 101 | - | 11 | - | 12 |
| 7月 | 110 | - | 110 | - | 11 | - | 17 |
| 8月 | 120 | - | 120 | - | 17 | - | 17 |
| 9月 | 126 | - | 126 | - | 21 | - | 19 |
| 10月 | 132 | - | 132 | - | 22 | - | 20 |
| 11月 | 130 | - | 130 | - | 26 | - | 19 |
| 12月 | 113 | - | 113 | - | 24 | - | 17 |

染色整理 Dyeing and Finishing Processes

| 加工高 Products Quantity | | | | 引渡数量 Shipments Quantity | 在庫数量 Inventory Quantity | | Year, Quarter and Month |
|--------------------------|-------------------------|---------------------------|-------------------------|----------------------------|--------------------------------|----------------|-------------------------------|
| なっ染品 Printed | | 整理 Finishing processes | | 製品 Products | 原反 (仕掛中を含む) Non Products | 製品 Products | |
| 輸出用 For exports | 国内用 For domestic use | 輸出用 For exports | 国内用 For domestic use | | | | |
| - | 14,514 | - | 3,874 | 26,408 | 84 | 237 | C. Y. 1999 |
| - | 11,632 | - | 3,578 | 21,420 | 111 | 236 | 2000 |
| - | 10,127 | - | 2,150 | 17,372 | 80 | 441 | 2001 |
| - | 8,937 | - | 953 | 12,408 | 96 | 715 | 2002 |
| - | 5,322 | - | 328 | 8,225 | 5 | 460 | 2003 |
| - | 9,920 | - | 1,709 | 16,224 | 97 | 617 | F. Y. 2001 |
| - | 8,595 | - | 787 | 12,065 | 29 | 576 | 2002 |
| - | 1,138 | - | 136 | 1,905 | 29 | 576 | Q 1 2003 |
| - | 1,303 | - | 29 | 1,840 | 31 | 468 | Q 2 |
| - | 1,481 | - | 71 | 2,180 | 62 | 491 | Q 3 |
| - | 1,400 | - | 92 | 2,300 | 5 | 460 | Q 4 |
| - | 410 | - | 63 | 752 | 80 | 616 | J a n. 2003 |
| - | 377 | - | 50 | 626 | 44 | 595 | F e b. |
| - | 351 | - | 23 | 527 | 29 | 576 | M a r. |
| - | 345 | - | 10 | 613 | 10 | 448 | A p r. |
| - | 442 | - | 7 | 571 | 31 | 447 | M a y |
| - | 516 | - | 12 | 656 | 31 | 468 | J u n. |
| - | 502 | - | 23 | 710 | 40 | 479 | J u l. |
| - | 477 | - | 25 | 684 | 48 | 494 | A u g. |
| - | 502 | - | 23 | 786 | 62 | 491 | S e p. |
| - | 498 | - | 35 | 808 | 45 | 455 | O c t. |
| - | 502 | - | 31 | 815 | 42 | 451 | N o v. |
| - | 400 | - | 26 | 677 | 5 | 460 | D e c. |

| 加工高 Products Quantity | | | | Year, Quarter and Month |
|--------------------------|-------------------------|---------------------------|-------------------------|-------------------------------|
| なっ染品 Printed | | 整理 Finishing processes | | |
| 輸出用 For exports | 国内用 For domestic use | 輸出用 For exports | 国内用 For domestic use | |
| - | 3,160 | - | 793 | C. Y. 1999 |
| - | 2,525 | - | 748 | 2000 |
| - | 1,798 | - | 596 | 2001 |
| - | 1,472 | - | 368 | 2002 |
| - | 838 | - | 89 | 2003 |
| - | 1,695 | - | 496 | F. Y. 2001 |
| - | 1,403 | - | 320 | 2002 |
| - | 184 | - | 43 | Q 1 2003 |
| - | 192 | - | 6 | Q 2 |
| - | 237 | - | 17 | Q 3 |
| - | 225 | - | 22 | Q 4 |
| - | 67 | - | 21 | J a n. 2003 |
| - | 59 | - | 16 | F e b. |
| - | 57 | - | 7 | M a r. |
| - | 50 | - | 2 | A p r. |
| - | 67 | - | 1 | M a y |
| - | 76 | - | 3 | J u n. |
| - | 77 | - | 5 | J u l. |
| - | 80 | - | 6 | A u g. |
| - | 81 | - | 5 | S e p. |
| - | 81 | - | 9 | O c t. |
| - | 77 | - | 8 | N o v. |
| - | 66 | - | 6 | D e c. |

ニット生地 Knit fabrics

| 年 月 | ニット生地合計 (1~4) Total | | | | | | | | 単位：トン Unit : t | |
|-------------|-----------------------------|--------------------------|-----------------------------|-------------------------|-----------------------------|---------------------------------|-------------------------------|-------------------------------|--|--|
| | 生産数量 Production Quantity | | | | 受入数量 Receipt Quantity | 消費数量 Consumption Quantity | 出荷数量 Shipments Quantity | 在庫数量 Inventory Quantity | Year, Quarter and Month | |
| | 計 Total | たて編 Wrap knit fabrics | 丸編 Circular knit fabrics | 横編 Weft knit fabrics | | | | | | |
| 平成11年 | 118,753 | 35,447 | 82,861 | 445 | 9,552 | 11,825 | 116,325 | 5,801 | C. Y. 1999 2000 2001 2002 2003 | |
| 12 | 111,252 | 37,558 | 73,229 | 465 | 8,055 | 11,378 | 108,002 | 5,359 | | |
| 13 | 103,503 | 36,272 | 66,817 | 415 | 7,319 | 9,150 | 102,065 | 5,125 | | |
| 14 | 97,514 | 37,112 | 60,086 | 316 | 5,869 | 7,792 | 96,408 | 4,702 | | |
| 15 | 92,939 | 37,259 | 55,366 | 313 | 5,433 | 7,680 | 91,682 | 4,395 | | |
| 平成13年度 | 102,444 | 36,353 | 65,704 | 387 | 7,129 | 8,768 | 101,118 | 5,278 | F. Y. 2001 2002 | |
| 14 | 96,527 | 37,686 | 58,527 | 315 | 5,721 | 7,607 | 95,860 | 4,463 | | |
| 平成15年 1月~3月 | 23,398 | 9,470 | 13,862 | 66 | 1,350 | 1,817 | 23,201 | 4,463 | Q 1 2003 | |
| 4月~6月 | 23,422 | 9,179 | 14,157 | 86 | 1,325 | 1,963 | 23,068 | 4,408 | Q 2 | |
| 7月~9月 | 23,451 | 9,496 | 13,871 | 85 | 1,361 | 1,996 | 22,930 | 4,531 | Q 3 | |
| 10月~12月 | 22,667 | 9,114 | 13,476 | 77 | 1,396 | 1,904 | 22,482 | 4,395 | Q 4 | |
| 平成15年 1月 | 7,667 | 3,173 | 4,473 | 21 | 437 | 597 | 7,678 | 4,405 | Jan. 2003 | |
| 2月 | 7,721 | 3,088 | 4,614 | 19 | 444 | 588 | 7,695 | 4,360 | Feb. | |
| 3月 | 8,011 | 3,209 | 4,775 | 26 | 469 | 632 | 7,829 | 4,463 | Mar. | |
| 4月 | 7,882 | 3,123 | 4,734 | 26 | 444 | 621 | 7,665 | 4,588 | Apr. | |
| 5月 | 7,544 | 2,947 | 4,568 | 29 | 426 | 645 | 7,608 | 4,367 | May | |
| 6月 | 7,995 | 3,109 | 4,855 | 31 | 455 | 697 | 7,795 | 4,408 | Jun. | |
| 7月 | 8,299 | 3,312 | 4,955 | 32 | 485 | 704 | 8,077 | 4,479 | Jul. | |
| 8月 | 7,358 | 3,035 | 4,297 | 26 | 404 | 632 | 7,192 | 4,576 | Aug. | |
| 9月 | 7,794 | 3,149 | 4,619 | 26 | 472 | 660 | 7,662 | 4,531 | Sep. | |
| 10月 | 7,823 | 3,109 | 4,687 | 28 | 487 | 664 | 7,805 | 4,432 | Oct. | |
| 11月 | 7,520 | 3,076 | 4,417 | 26 | 472 | 632 | 7,518 | 4,359 | Nov. | |
| 12月 | 7,324 | 2,929 | 4,373 | 23 | 437 | 609 | 7,159 | 4,395 | Dec. | |

| 年 月 | 1 綿生地 Cotton fabrics | | | | | | | | 単位：トン Unit : t | |
|-------------|-----------------------------|--------------------------|-----------------------------|-------------------------|-----------------------------|---------------------------------|-------------------------------|-------------------------------|--|--|
| | 生産数量 Production Quantity | | | | 受入数量 Receipt Quantity | 消費数量 Consumption Quantity | 出荷数量 Shipments Quantity | 在庫数量 Inventory Quantity | Year, Quarter and Month | |
| | 計 Total | たて編 Wrap knit fabrics | 丸編 Circular knit fabrics | 横編 Weft knit fabrics | | | | | | |
| 平成11年 | 50,252 | 911 | 49,183 | 158 | 6,990 | 10,416 | 46,676 | 2,523 | C. Y. 1999 2000 2001 2002 2003 | |
| 12 | 43,467 | 461 | 42,829 | 177 | 5,708 | 9,761 | 39,900 | 1,994 | | |
| 13 | 39,516 | 451 | 38,937 | 128 | 5,227 | 7,713 | 37,169 | 2,104 | | |
| 14 | 34,821 | 453 | 34,265 | 102 | 4,473 | 6,697 | 33,271 | 1,814 | | |
| 15 | 31,419 | 468 | 30,848 | 103 | 4,350 | 6,990 | 29,910 | 1,560 | | |
| 平成13年度 | 38,571 | 456 | 37,995 | 120 | 5,157 | 7,382 | 36,489 | 2,121 | F. Y. 2001 2002 | |
| 14 | 33,833 | 459 | 33,276 | 98 | 4,414 | 6,667 | 32,596 | 1,745 | | |
| 平成15年 1月~3月 | 8,169 | 112 | 8,033 | 24 | 1,068 | 1,680 | 7,879 | 1,745 | Q 1 2003 | |
| 4月~6月 | 8,280 | 120 | 8,138 | 23 | 1,035 | 1,787 | 7,845 | 1,670 | Q 2 | |
| 7月~9月 | 7,716 | 118 | 7,570 | 27 | 1,100 | 1,791 | 7,208 | 1,678 | Q 3 | |
| 10月~12月 | 7,254 | 118 | 7,107 | 29 | 1,147 | 1,732 | 6,979 | 1,560 | Q 4 | |
| 平成15年 1月 | 2,589 | 39 | 2,541 | 9 | 346 | 552 | 2,519 | 1,764 | Jan. 2003 | |
| 2月 | 2,738 | 37 | 2,694 | 7 | 352 | 545 | 2,636 | 1,754 | Feb. | |
| 3月 | 2,842 | 36 | 2,798 | 8 | 370 | 584 | 2,724 | 1,745 | Mar. | |
| 4月 | 2,763 | 39 | 2,717 | 7 | 344 | 567 | 2,625 | 1,750 | Apr. | |
| 5月 | 2,664 | 39 | 2,618 | 7 | 332 | 586 | 2,600 | 1,628 | May | |
| 6月 | 2,854 | 41 | 2,804 | 8 | 359 | 634 | 2,620 | 1,670 | Jun. | |
| 7月 | 2,851 | 41 | 2,800 | 10 | 397 | 635 | 2,628 | 1,726 | Jul. | |
| 8月 | 2,412 | 36 | 2,368 | 8 | 321 | 566 | 2,252 | 1,740 | Aug. | |
| 9月 | 2,453 | 41 | 2,402 | 10 | 382 | 590 | 2,327 | 1,678 | Sep. | |
| 10月 | 2,481 | 39 | 2,431 | 10 | 407 | 601 | 2,363 | 1,657 | Oct. | |
| 11月 | 2,356 | 43 | 2,304 | 9 | 386 | 576 | 2,305 | 1,589 | Nov. | |
| 12月 | 2,417 | 36 | 2,371 | 10 | 354 | 555 | 2,310 | 1,560 | Dec. | |

ニット生地 Knit fabrics

| 年 月 | 2 毛生地 Wool fabrics | | | | | 単位：トン Unit : t | | | | Year, Quarter and Month |
|-------------|-----------------------------|--------------------------|-----------------------------|-------------------------|-----------------------------|---------------------------------|-------------------------------|-------------------------------|--|-------------------------------|
| | 生産数量 Production Quantity | | | | 受入数量 Receipt Quantity | 消費数量 Consumption Quantity | 出荷数量 Shipments Quantity | 在庫数量 Inventory Quantity | | |
| | 計 Total | たて編 Wrap knit fabrics | 丸編 Circular knit fabrics | 横編 Weft knit fabrics | | | | | | |
| 平成11年 | 868 | - | 739 | 129 | 63 | 220 | 753 | 18 | C. Y. 1999 2000 2001 2002 2003 | |
| 12 | 671 | - | 565 | 106 | 38 | 189 | 527 | 12 | | |
| 13 | 646 | - | 557 | 89 | 42 | 169 | 524 | 8 | | |
| 14 | 522 | - | 475 | 47 | 35 | 127 | 427 | 9 | | |
| 15 | 451 | - | 403 | 48 | 26 | 119 | 357 | 10 | | |
| 平成13年度 | 638 | - | 558 | 80 | 43 | 156 | 533 | 9 | F. Y. 2001 2002 | |
| 14 | 523 | - | 475 | 48 | 34 | 126 | 428 | 9 | | |
| 平成15年 1月～3月 | 82 | - | 75 | 8 | 3 | 13 | 72 | 9 | Q 1 2003 | |
| 4月～6月 | 134 | - | 123 | 11 | 10 | 34 | 103 | 15 | Q 2 | |
| 7月～9月 | 143 | - | 128 | 16 | 7 | 47 | 107 | 11 | Q 3 | |
| 10月～12月 | 91 | - | 78 | 14 | 6 | 24 | 74 | 10 | Q 4 | |
| 平成15年 1月 | 27 | - | 25 | 2 | 1 | 4 | 24 | 9 | Jan. 2003 | |
| 2月 | 27 | - | 25 | 3 | 1 | 4 | 24 | 9 | Feb. | |
| 3月 | 28 | - | 25 | 3 | 2 | 5 | 24 | 9 | Mar. | |
| 4月 | 35 | - | 31 | 3 | 2 | 8 | 28 | 10 | Apr. | |
| 5月 | 44 | - | 40 | 4 | 3 | 11 | 35 | 12 | May | |
| 6月 | 55 | - | 52 | 4 | 5 | 16 | 41 | 15 | Jun. | |
| 7月 | 55 | - | 50 | 5 | 3 | 18 | 41 | 14 | Jul. | |
| 8月 | 44 | - | 38 | 5 | 2 | 14 | 33 | 13 | Aug. | |
| 9月 | 45 | - | 39 | 5 | 2 | 15 | 33 | 11 | Sep. | |
| 10月 | 36 | - | 31 | 5 | 2 | 9 | 29 | 10 | Oct. | |
| 11月 | 28 | - | 24 | 4 | 3 | 7 | 23 | 12 | Nov. | |
| 12月 | 27 | - | 23 | 4 | 1 | 8 | 22 | 10 | Dec. | |

| 年 月 | 3 合成繊維生地 (①～④) Synthetic fiber fabrics | | | | | 単位：トン Unit : t | | | | Year, Quarter and Month |
|-------------|---|--------------------------|-----------------------------|-------------------------|-----------------------------|---------------------------------|-------------------------------|-------------------------------|--|-------------------------------|
| | 生産数量 Production Quantity | | | | 受入数量 Receipt Quantity | 消費数量 Consumption Quantity | 出荷数量 Shipments Quantity | 在庫数量 Inventory Quantity | | |
| | 計 Total | たて編 Wrap knit fabrics | 丸編 Circular knit fabrics | 横編 Weft knit fabrics | | | | | | |
| 平成11年 | 60,933 | 32,797 | 28,080 | 56 | 1,463 | 916 | 61,441 | 2,976 | C. Y. 1999 2000 2001 2002 2003 | |
| 12 | 60,353 | 35,034 | 25,263 | 56 | 1,267 | 1,149 | 60,037 | 3,073 | | |
| 13 | 56,785 | 33,638 | 23,088 | 60 | 1,048 | 995 | 57,071 | 2,749 | | |
| 14 | 55,988 | 34,436 | 21,497 | 55 | 707 | 714 | 56,085 | 2,646 | | |
| 15 | 56,224 | 35,109 | 21,066 | 49 | 682 | 315 | 56,427 | 2,619 | | |
| 平成13年度 | 56,758 | 33,750 | 22,950 | 58 | 976 | 959 | 56,937 | 2,880 | F. Y. 2001 2002 | |
| 14 | 56,270 | 35,084 | 21,130 | 56 | 694 | 564 | 56,559 | 2,484 | | |
| 平成15年 1月～3月 | 13,899 | 8,942 | 4,942 | 15 | 166 | 69 | 13,943 | 2,484 | Q 1 2003 | |
| 4月～6月 | 13,853 | 8,721 | 5,118 | 14 | 175 | 77 | 13,945 | 2,475 | Q 2 | |
| 7月～9月 | 14,366 | 8,913 | 5,443 | 10 | 172 | 83 | 14,349 | 2,625 | Q 3 | |
| 10月～12月 | 14,107 | 8,533 | 5,563 | 10 | 169 | 86 | 14,190 | 2,619 | Q 4 | |
| 平成15年 1月 | 4,667 | 3,000 | 1,662 | 5 | 54 | 23 | 4,719 | 2,418 | Jan. 2003 | |
| 2月 | 4,520 | 2,906 | 1,609 | 5 | 54 | 21 | 4,576 | 2,388 | Feb. | |
| 3月 | 4,713 | 3,036 | 1,671 | 5 | 59 | 25 | 4,649 | 2,484 | Mar. | |
| 4月 | 4,697 | 2,975 | 1,716 | 5 | 59 | 26 | 4,610 | 2,596 | Apr. | |
| 5月 | 4,470 | 2,800 | 1,665 | 5 | 58 | 28 | 4,598 | 2,492 | May | |
| 6月 | 4,686 | 2,945 | 1,737 | 4 | 58 | 23 | 4,737 | 2,475 | Jun. | |
| 7月 | 4,959 | 3,107 | 1,849 | 3 | 55 | 26 | 4,973 | 2,485 | Jul. | |
| 8月 | 4,521 | 2,850 | 1,667 | 3 | 55 | 29 | 4,522 | 2,569 | Aug. | |
| 9月 | 4,886 | 2,956 | 1,927 | 3 | 61 | 29 | 4,854 | 2,625 | Sep. | |
| 10月 | 4,886 | 2,928 | 1,956 | 3 | 53 | 29 | 4,996 | 2,543 | Oct. | |
| 11月 | 4,714 | 2,866 | 1,845 | 3 | 59 | 29 | 4,751 | 2,548 | Nov. | |
| 12月 | 4,506 | 2,740 | 1,762 | 4 | 57 | 29 | 4,443 | 2,619 | Dec. | |

ニット生地 Knit fabrics

| 年 月 | ① ナイロン Nylon | | | | | | | 単位：トン Unit: t | Year, Quarter and Month |
|-------------|-----------------------------|--------------------------|-----------------------------|-------------------------|-----------------------------|---------------------------------|-------------------------------|-------------------------------|--|
| | 生産数量 Production Quantity | | | | 受入数量 Receipt Quantity | 消費数量 Consumption Quantity | 出荷数量 Shipments Quantity | 在庫数量 Inventory Quantity | |
| | 計 Total | たて編 Wrap knit fabrics | 丸編 Circular knit fabrics | 横編 Weft knit fabrics | | | | | |
| 平成11年 | 8,270 | 7,268 | 1,002 | 0 | 245 | 125 | 8,339 | 185 | C. Y. 1999 2000 2001 2002 2003 |
| 12 | 8,821 | 7,875 | 947 | - | 243 | 22 | 9,002 | 246 | |
| 13 | 7,364 | 6,438 | 926 | - | 213 | 7 | 7,628 | 177 | |
| 14 | 7,629 | 6,933 | 696 | - | 47 | 8 | 7,664 | 161 | |
| 15 | 7,265 | 6,570 | 695 | - | 52 | 7 | 7,295 | 179 | |
| 平成13年度 | 7,199 | 6,311 | 888 | - | 167 | 7 | 7,398 | 164 | F. Y. 2001 2002 |
| 14 | 7,942 | 7,241 | 701 | - | 50 | 8 | 7,984 | 145 | |
| 平成15年 1月～3月 | 1,922 | 1,758 | 164 | - | 14 | 1 | 1,950 | 145 | Q 1 2003 |
| 4月～6月 | 1,848 | 1,657 | 191 | - | 17 | 3 | 1,877 | 133 | Q 2 |
| 7月～9月 | 1,775 | 1,605 | 169 | - | 10 | 1 | 1,756 | 160 | Q 3 |
| 10月～12月 | 1,720 | 1,551 | 169 | - | 12 | 1 | 1,711 | 179 | Q 4 |
| 平成15年 1月 | 669 | 614 | 54 | - | 3 | 0 | 675 | 158 | Jan. 2003 |
| 2月 | 642 | 587 | 55 | - | 4 | 1 | 651 | 152 | Feb. |
| 3月 | 611 | 557 | 55 | - | 6 | 0 | 624 | 145 | Mar. |
| 4月 | 603 | 541 | 61 | - | 6 | 1 | 608 | 145 | Apr. |
| 5月 | 623 | 557 | 66 | - | 5 | 1 | 636 | 136 | May |
| 6月 | 622 | 559 | 64 | - | 6 | 1 | 633 | 133 | Jun. |
| 7月 | 637 | 573 | 63 | - | 5 | 1 | 629 | 145 | Jul. |
| 8月 | 578 | 526 | 52 | - | 2 | 0 | 578 | 146 | Aug. |
| 9月 | 560 | 506 | 54 | - | 3 | 0 | 549 | 160 | Sep. |
| 10月 | 584 | 524 | 59 | - | 3 | 0 | 590 | 157 | Oct. |
| 11月 | 580 | 524 | 56 | - | 4 | 1 | 572 | 168 | Nov. |
| 12月 | 557 | 502 | 54 | - | 4 | 0 | 550 | 179 | Dec. |

| 年 月 | ② アクリル Acrylic | | | | | | | 単位：トン Unit: t | Year, Quarter and Month |
|-------------|-----------------------------|--------------------------|-----------------------------|-------------------------|-----------------------------|---------------------------------|-------------------------------|-------------------------------|--|
| | 生産数量 Production Quantity | | | | 受入数量 Receipt Quantity | 消費数量 Consumption Quantity | 出荷数量 Shipments Quantity | 在庫数量 Inventory Quantity | |
| | 計 Total | たて編 Wrap knit fabrics | 丸編 Circular knit fabrics | 横編 Weft knit fabrics | | | | | |
| 平成11年 | 6,341 | 110 | 6,196 | 35 | 443 | 169 | 6,854 | 677 | C. Y. 1999 2000 2001 2002 2003 |
| 12 | 4,886 | 82 | 4,764 | 40 | 258 | 278 | 4,792 | 713 | |
| 13 | 4,370 | 108 | 4,222 | 40 | 102 | 291 | 4,376 | 517 | |
| 14 | 4,243 | 84 | 4,124 | 36 | 79 | 214 | 4,111 | 496 | |
| 15 | 4,076 | 47 | 3,994 | 35 | 87 | 154 | 4,052 | 453 | |
| 平成13年度 | 4,417 | 120 | 4,259 | 38 | 102 | 280 | 4,344 | 576 | F. Y. 2001 2002 |
| 14 | 4,186 | 65 | 4,084 | 36 | 80 | 188 | 4,121 | 513 | |
| 平成15年 1月～3月 | 921 | 6 | 905 | 10 | 16 | 29 | 891 | 513 | Q 1 2003 |
| 4月～6月 | 1,091 | 11 | 1,071 | 9 | 23 | 37 | 1,035 | 556 | Q 2 |
| 7月～9月 | 1,056 | 14 | 1,035 | 8 | 24 | 43 | 1,111 | 482 | Q 3 |
| 10月～12月 | 1,007 | 16 | 982 | 8 | 23 | 45 | 1,015 | 453 | Q 4 |
| 平成15年 1月 | 303 | 4 | 295 | 4 | 5 | 11 | 289 | 504 | Jan. 2003 |
| 2月 | 298 | - | 295 | 3 | 5 | 9 | 301 | 498 | Feb. |
| 3月 | 320 | 2 | 315 | 3 | 6 | 10 | 302 | 513 | Mar. |
| 4月 | 345 | 2 | 340 | 4 | 8 | 13 | 318 | 535 | Apr. |
| 5月 | 354 | 4 | 347 | 3 | 10 | 15 | 328 | 555 | May |
| 6月 | 392 | 5 | 384 | 2 | 6 | 9 | 388 | 556 | Jun. |
| 7月 | 375 | 6 | 367 | 2 | 7 | 12 | 390 | 536 | Jul. |
| 8月 | 328 | 3 | 322 | 3 | 7 | 16 | 357 | 498 | Aug. |
| 9月 | 353 | 5 | 346 | 3 | 9 | 15 | 364 | 482 | Sep. |
| 10月 | 348 | 6 | 340 | 2 | 7 | 15 | 362 | 462 | Oct. |
| 11月 | 341 | 6 | 332 | 2 | 8 | 16 | 333 | 461 | Nov. |
| 12月 | 318 | 4 | 310 | 3 | 8 | 14 | 320 | 453 | Dec. |

ニット生地 Knit fabrics

| 年 月 | ③ ポリエステル Polyester | | | | | | | | Year, Quarter and Month | |
|---------|-----------------------------|--------------------------|-----------------------------|-------------------------|-----------------------------|---------------------------------|-------------------------------|-------------------------------|--|-----------|
| | 生産数量 Production Quantity | | | | 受入数量 Receipt Quantity | 消費数量 Consumption Quantity | 出荷数量 Shipments Quantity | 在庫数量 Inventory Quantity | | |
| | 計 Total | たて編 Wrap knit fabrics | 丸編 Circular knit fabrics | 横編 Weft knit fabrics | | | | | | |
| 平成11年 | 42,633 | 23,993 | 18,639 | 0 | 600 | 444 | 42,416 | 1,441 | C. Y. 1999 2000 2001 2002 2003 | |
| 12 | 41,933 | 25,627 | 16,306 | - | 615 | 698 | 41,719 | 1,290 | | |
| 13 | 41,029 | 25,862 | 15,167 | 0 | 576 | 558 | 41,087 | 1,165 | | |
| 14 | 40,480 | 26,238 | 14,243 | - | 562 | 439 | 40,471 | 1,180 | | |
| 15 | 41,411 | 26,843 | 14,568 | 0 | 535 | 114 | 41,518 | 1,306 | | |
| 平成13年度 | 41,184 | 26,143 | 15,041 | - | 578 | 550 | 41,202 | 1,274 | F. Y. 2001 2002 | |
| 14 | 40,494 | 26,454 | 14,040 | 0 | 556 | 326 | 40,658 | 1,136 | | |
| 平成15年 | 10,183 | 6,765 | 3,417 | 0 | 134 | 28 | 10,229 | 1,136 | Q 1 2003 | |
| 1月～3月 | 10,024 | 6,643 | 3,381 | 0 | 132 | 26 | 10,120 | 1,124 | Q 2 | |
| 4月～6月 | 10,669 | 6,883 | 3,785 | - | 136 | 29 | 10,581 | 1,285 | Q 3 | |
| 7月～9月 | 10,536 | 6,551 | 3,984 | - | 133 | 31 | 10,588 | 1,306 | Q 4 | |
| 10月～12月 | | | | | | | | | | |
| 平成15年 | 1月 | 3,404 | 2,239 | 1,166 | - | 45 | 9 | 3,455 | 1,084 | Jan. 2003 |
| | 2月 | 3,289 | 2,179 | 1,111 | 0 | 44 | 9 | 3,336 | 1,059 | Feb. |
| | 3月 | 3,489 | 2,348 | 1,141 | - | 45 | 10 | 3,438 | 1,136 | Mar. |
| | 4月 | 3,450 | 2,290 | 1,160 | - | 44 | 8 | 3,381 | 1,232 | Apr. |
| | 5月 | 3,195 | 2,107 | 1,088 | 0 | 42 | 8 | 3,324 | 1,128 | May |
| | 6月 | 3,379 | 2,247 | 1,133 | - | 45 | 10 | 3,414 | 1,124 | Jun. |
| | 7月 | 3,646 | 2,382 | 1,263 | - | 43 | 10 | 3,645 | 1,149 | Jul. |
| | 8月 | 3,338 | 2,186 | 1,151 | - | 45 | 9 | 3,292 | 1,220 | Aug. |
| | 9月 | 3,685 | 2,315 | 1,371 | - | 49 | 10 | 3,645 | 1,285 | Sep. |
| | 10月 | 3,654 | 2,252 | 1,401 | - | 42 | 11 | 3,725 | 1,238 | Oct. |
| | 11月 | 3,518 | 2,194 | 1,324 | - | 47 | 9 | 3,546 | 1,234 | Nov. |
| | 12月 | 3,364 | 2,105 | 1,259 | - | 45 | 11 | 3,316 | 1,306 | Dec. |

| 年 月 | ④ その他の合成繊維生地 Others | | | | | | | | Year, Quarter and Month |
|---------|-----------------------------|--------------------------|-----------------------------|-------------------------|-----------------------------|---------------------------------|-------------------------------|-------------------------------|--|
| | 生産数量 Production Quantity | | | | 受入数量 Receipt Quantity | 消費数量 Consumption Quantity | 出荷数量 Shipments Quantity | 在庫数量 Inventory Quantity | |
| | 計 Total | たて編 Wrap knit fabrics | 丸編 Circular knit fabrics | 横編 Weft knit fabrics | | | | | |
| 平成11年 | 3,689 | 1,426 | 2,244 | 20 | 175 | 177 | 3,832 | 672 | C. Y. 1999 2000 2001 2002 2003 |
| 12 | 4,713 | 1,451 | 3,246 | 16 | 151 | 151 | 4,523 | 824 | |
| 13 | 4,022 | 1,230 | 2,772 | 20 | 156 | 139 | 3,980 | 890 | |
| 14 | 3,635 | 1,181 | 2,434 | 19 | 19 | 53 | 3,838 | 810 | |
| 15 | 3,472 | 1,648 | 1,810 | 14 | 7 | 40 | 3,563 | 681 | |
| 平成13年度 | 3,958 | 1,176 | 2,763 | 20 | 128 | 122 | 3,993 | 866 | F. Y. 2001 2002 |
| 14 | 3,648 | 1,323 | 2,305 | 19 | 9 | 42 | 3,796 | 690 | |
| 平成15年 | 874 | 413 | 456 | 5 | 2 | 10 | 872 | 690 | Q 1 2003 |
| 1月～3月 | 889 | 409 | 474 | 5 | 2 | 11 | 914 | 662 | Q 2 |
| 4月～6月 | 866 | 411 | 453 | 2 | 2 | 10 | 900 | 698 | Q 3 |
| 7月～9月 | 844 | 415 | 427 | 2 | 1 | 9 | 876 | 681 | Q 4 |
| 10月～12月 | | | | | | | | | |
| 平成15年 | 1月 | 291 | 143 | 146 | 2 | 0 | 300 | 673 | Jan. 2003 |
| | 2月 | 290 | 140 | 148 | 2 | 0 | 287 | 680 | Feb. |
| | 3月 | 292 | 129 | 161 | 2 | 1 | 285 | 690 | Mar. |
| | 4月 | 299 | 142 | 155 | 2 | 1 | 303 | 685 | Apr. |
| | 5月 | 297 | 132 | 164 | 2 | 1 | 309 | 673 | May |
| | 6月 | 293 | 135 | 156 | 2 | 1 | 302 | 662 | Jun. |
| | 7月 | 302 | 146 | 155 | 1 | 0 | 309 | 655 | Jul. |
| | 8月 | 277 | 135 | 141 | 1 | 1 | 294 | 705 | Aug. |
| | 9月 | 287 | 130 | 156 | 1 | 1 | 296 | 698 | Sep. |
| | 10月 | 300 | 145 | 155 | 1 | 0 | 319 | 687 | Oct. |
| | 11月 | 275 | 141 | 133 | 1 | 0 | 300 | 684 | Nov. |
| | 12月 | 268 | 129 | 139 | 1 | 0 | 257 | 681 | Dec. |

ニット生地 Knit fabrics

| 年 月 | 4 その他の繊維製生地 Other fiber fabrics | | | | | | | | Year, Quarter and Month |
|-------------|------------------------------------|--------------------------|-----------------------------|-------------------------|-----------------------------|---------------------------------|-------------------------------|-------------------------------|--|
| | 生産数量 Production Quantity | | | | 受入数量 Receipt Quantity | 消費数量 Consumption Quantity | 出荷数量 Shipments Quantity | 在庫数量 Inventory Quantity | |
| | 計 Total | たて編 Wrap knit fabrics | 丸編 Circular knit fabrics | 横編 Weft knit fabrics | | | | | |
| 平成11年 | 6,700 | 1,739 | 4,858 | 102 | 1,035 | 273 | 7,455 | 284 | C. Y. 1999 2000 2001 2002 2003 |
| 12 | 6,761 | 2,063 | 4,572 | 125 | 1,042 | 278 | 7,538 | 280 | |
| 13 | 6,555 | 2,183 | 4,235 | 137 | 1,002 | 274 | 7,302 | 264 | |
| 14 | 6,183 | 2,223 | 3,848 | 111 | 655 | 253 | 6,625 | 232 | |
| 15 | 4,845 | 1,683 | 3,049 | 113 | 375 | 256 | 4,988 | 206 | |
| 平成13年度 | 6,477 | 2,147 | 4,201 | 129 | 952 | 271 | 7,160 | 268 | F. Y. 2001 2002 |
| 14 | 5,901 | 2,143 | 3,646 | 112 | 578 | 251 | 6,277 | 226 | |
| 平成15年 1月～3月 | 1,248 | 416 | 812 | 19 | 112 | 55 | 1,307 | 226 | Q 1 2003 |
| 4月～6月 | 1,155 | 338 | 778 | 38 | 106 | 64 | 1,175 | 248 | Q 2 |
| 7月～9月 | 1,226 | 465 | 730 | 32 | 83 | 74 | 1,266 | 217 | Q 3 |
| 10月～12月 | 1,216 | 463 | 729 | 24 | 74 | 63 | 1,239 | 206 | Q 4 |
| 平成15年 1月 | 383 | 134 | 245 | 4 | 36 | 18 | 416 | 214 | Jan. 2003 |
| 2月 | 436 | 145 | 286 | 4 | 37 | 18 | 459 | 210 | Feb. |
| 3月 | 428 | 137 | 280 | 11 | 39 | 19 | 432 | 226 | Mar. |
| 4月 | 388 | 108 | 270 | 11 | 40 | 20 | 402 | 232 | Apr. |
| 5月 | 366 | 108 | 245 | 13 | 33 | 20 | 375 | 235 | May |
| 6月 | 401 | 123 | 263 | 15 | 34 | 24 | 398 | 248 | Jun. |
| 7月 | 434 | 164 | 255 | 15 | 30 | 25 | 434 | 254 | Jul. |
| 8月 | 382 | 148 | 224 | 9 | 26 | 23 | 385 | 254 | Aug. |
| 9月 | 410 | 152 | 250 | 8 | 27 | 26 | 448 | 217 | Sep. |
| 10月 | 421 | 142 | 269 | 10 | 25 | 25 | 417 | 221 | Oct. |
| 11月 | 421 | 168 | 244 | 10 | 24 | 20 | 438 | 209 | Nov. |
| 12月 | 374 | 153 | 216 | 5 | 25 | 18 | 384 | 206 | Dec. |

ニット・衣服縫製品 Knit and Sewn clothing products

| 年 月 | 外衣計 (1~2) Outerwear | | | | | | 単位: 1,000点 Unit: 1,000number | Year, Quarter and Month |
|-------------|--------------------------------|-----------------------------|----------------------------|----------------|---------------------------------|---------------|---------------------------------|-------------------------------|
| | 生産数量 Production Quantity | 受入数量 Receipt Quantity | 出荷数量 Shipments Quantity | | | | 在庫数量 Inventory Quantity | |
| | | | 計 Total | 販売 Sales | | その他 Others | | |
| | | | | 数量 Quantity | 金額 (百万円) Value (Million yen) | | | |
| 平成11年 | 351,711 | 103,436 | 457,984 | 316,680 | 703,995 | 141,303 | 49,834 | C. Y. 1999 |
| 12 | 313,680 | 100,733 | 414,525 | 288,099 | 617,440 | 126,426 | 47,132 | 2000 |
| 13 | 266,367 | 96,994 | 364,080 | 258,585 | 549,458 | 105,496 | 44,658 | 2001 |
| 14 | 227,704 | 77,272 | 309,415 | 224,390 | 459,062 | 85,025 | 38,267 | 2002 |
| 15 | 190,511 | 71,708 | 259,957 | 184,778 | 387,432 | 75,180 | 37,172 | 2003 |
| 平成13年度 | 256,486 | 94,110 | 353,202 | 252,161 | 531,985 | 101,041 | 36,048 | F. Y. 2001 |
| 14 | 218,374 | 73,380 | 294,473 | 212,876 | 436,138 | 81,597 | 32,448 | 2002 |
| 平成15年 1月~3月 | 50,943 | 17,405 | 73,007 | 53,447 | 112,821 | 19,559 | 32,448 | Q 1 2003 |
| 4月~6月 | 49,826 | 19,884 | 70,989 | 51,319 | 100,433 | 19,670 | 29,757 | Q 2 |
| 7月~9月 | 46,288 | 17,674 | 60,230 | 41,573 | 87,412 | 18,657 | 33,129 | Q 3 |
| 10月~12月 | 43,454 | 16,745 | 55,731 | 38,438 | 86,766 | 17,293 | 37,172 | Q 4 |
| 平成15年 1月 | 15,172 | 4,755 | 20,913 | 15,055 | 29,153 | 5,858 | 36,620 | Jan. 2003 |
| 2月 | 17,477 | 5,281 | 24,365 | 17,684 | 37,007 | 6,682 | 34,769 | Feb. |
| 3月 | 18,294 | 7,368 | 27,729 | 20,709 | 46,661 | 7,020 | 32,448 | Mar. |
| 4月 | 18,241 | 8,033 | 26,877 | 19,740 | 39,631 | 7,137 | 30,954 | Apr. |
| 5月 | 16,322 | 6,825 | 23,813 | 17,293 | 34,426 | 6,520 | 30,006 | May |
| 6月 | 15,262 | 5,026 | 20,300 | 14,286 | 26,376 | 6,014 | 29,757 | Jun. |
| 7月 | 15,781 | 5,390 | 19,555 | 13,081 | 26,291 | 6,474 | 31,275 | Jul. |
| 8月 | 14,786 | 5,777 | 19,017 | 13,003 | 27,501 | 6,013 | 32,777 | Aug. |
| 9月 | 15,721 | 6,508 | 21,659 | 15,489 | 33,619 | 6,170 | 33,129 | Sep. |
| 10月 | 15,213 | 6,633 | 20,697 | 14,445 | 33,801 | 6,252 | 34,246 | Oct. |
| 11月 | 14,104 | 4,837 | 17,443 | 11,865 | 27,199 | 5,578 | 35,541 | Nov. |
| 12月 | 14,137 | 5,275 | 17,590 | 12,128 | 25,766 | 5,462 | 37,172 | Dec. |

| 年 月 | 1 外衣 (ニット製) Outerwear (Knit) | | | | | | 単位: 1,000点 Unit: 1,000number | Year, Quarter and Month |
|-------------|---------------------------------|-----------------------------|----------------------------|----------------|---------------------------------|---------------|---------------------------------|-------------------------------|
| | 生産数量 Production Quantity | 受入数量 Receipt Quantity | 出荷数量 Shipments Quantity | | | | 在庫数量 Inventory Quantity | |
| | | | 計 Total | 販売 Sales | | その他 Others | | |
| | | | | 数量 Quantity | 金額 (百万円) Value (Million yen) | | | |
| 平成11年 | 159,926 | 31,120 | 192,923 | 133,577 | 227,814 | 59,346 | 18,852 | C. Y. 1999 |
| 12 | 146,463 | 26,566 | 173,077 | 119,373 | 195,947 | 53,704 | 17,486 | 2000 |
| 13 | 125,309 | 32,430 | 157,115 | 112,516 | 201,489 | 44,599 | 17,345 | 2001 |
| 14 | 110,615 | 25,643 | 136,852 | 101,304 | 166,892 | 35,548 | 14,447 | 2002 |
| 15 | 95,085 | 19,375 | 114,817 | 81,908 | 129,291 | 32,909 | 13,761 | 2003 |
| 平成13年度 | 122,254 | 32,004 | 154,052 | 111,081 | 197,563 | 42,971 | 11,018 | F. Y. 2001 |
| 14 | 106,978 | 22,425 | 129,982 | 95,473 | 153,179 | 34,509 | 10,342 | 2002 |
| 平成15年 1月~3月 | 25,867 | 4,601 | 34,322 | 25,863 | 36,695 | 8,458 | 10,342 | Q 1 2003 |
| 4月~6月 | 25,175 | 5,503 | 30,719 | 21,866 | 31,578 | 8,853 | 10,201 | Q 2 |
| 7月~9月 | 23,144 | 4,930 | 26,522 | 18,374 | 31,922 | 8,148 | 11,626 | Q 3 |
| 10月~12月 | 20,899 | 4,341 | 23,255 | 15,805 | 29,096 | 7,449 | 13,761 | Q 4 |
| 平成15年 1月 | 7,695 | 1,286 | 10,319 | 7,802 | 10,218 | 2,518 | 13,073 | Jan. 2003 |
| 2月 | 8,984 | 1,497 | 11,689 | 8,773 | 12,589 | 2,916 | 11,743 | Feb. |
| 3月 | 9,188 | 1,817 | 12,314 | 9,289 | 13,889 | 3,025 | 10,342 | Mar. |
| 4月 | 9,324 | 2,176 | 11,817 | 8,575 | 12,852 | 3,242 | 9,987 | Apr. |
| 5月 | 8,124 | 1,684 | 9,750 | 6,833 | 9,930 | 2,917 | 10,033 | May |
| 6月 | 7,727 | 1,644 | 9,152 | 6,457 | 8,797 | 2,695 | 10,201 | Jun. |
| 7月 | 8,097 | 1,924 | 8,808 | 5,891 | 9,869 | 2,917 | 11,359 | Jul. |
| 8月 | 7,379 | 1,545 | 8,592 | 6,033 | 10,386 | 2,559 | 11,643 | Aug. |
| 9月 | 7,668 | 1,461 | 9,123 | 6,450 | 11,667 | 2,672 | 11,626 | Sep. |
| 10月 | 7,190 | 1,546 | 8,301 | 5,740 | 11,636 | 2,561 | 12,213 | Oct. |
| 11月 | 6,831 | 1,370 | 7,393 | 4,964 | 9,454 | 2,429 | 13,026 | Nov. |
| 12月 | 6,878 | 1,425 | 7,561 | 5,101 | 8,007 | 2,460 | 13,761 | Dec. |

ニット・衣服縫製品 Knit and Sewn clothing products

| 年 月 | 2 外衣 (織物製) Outerwear (Woven fabric) | | | | | | 単位：1,000点 Unit：1,000number | | Year, Quarter and Month |
|-------------|--|-----------------------------|----------------------------|----------------|---------------------------------|---------------|-------------------------------|------------|-------------------------------|
| | 生産数量 Production Quantity | 受入数量 Receipt Quantity | 出荷数量 Shipments Quantity | | | | 在庫数量 Inventory Quantity | | |
| | | | 計 Total | 販売 Sales | | その他 Others | | | |
| | | | | 数量 Quantity | 金額 (百万円) Value (Million yen) | | | | |
| 平成11年 | 191,786 | 72,316 | 265,061 | 183,103 | 476,181 | 81,957 | 30,983 | C. Y. 1999 | |
| 12 | 167,217 | 74,168 | 241,448 | 168,726 | 421,493 | 72,722 | 29,645 | 2000 | |
| 13 | 141,058 | 64,565 | 206,966 | 146,069 | 347,969 | 60,897 | 27,313 | 2001 | |
| 14 | 117,089 | 51,629 | 172,563 | 123,086 | 292,170 | 49,476 | 23,820 | 2002 | |
| 15 | 95,426 | 52,333 | 145,140 | 102,869 | 258,141 | 42,271 | 23,411 | 2003 | |
| 平成13年度 | 134,232 | 62,105 | 199,150 | 141,080 | 334,422 | 58,071 | 25,030 | F. Y. 2001 | |
| 14 | 111,396 | 50,955 | 164,491 | 117,403 | 282,959 | 47,088 | 22,106 | 2002 | |
| 平成15年 1月～3月 | 25,076 | 12,804 | 38,685 | 27,584 | 76,126 | 11,101 | 22,106 | Q 1 2003 | |
| 4月～6月 | 24,651 | 14,380 | 40,271 | 29,453 | 68,854 | 10,817 | 19,557 | Q 2 | |
| 7月～9月 | 23,144 | 12,745 | 33,708 | 23,199 | 55,490 | 10,509 | 21,503 | Q 3 | |
| 10月～12月 | 22,555 | 12,404 | 32,476 | 22,633 | 57,670 | 9,843 | 23,411 | Q 4 | |
| 平成15年 1月 | 7,477 | 3,469 | 10,593 | 7,253 | 18,935 | 3,340 | 23,548 | Jan. 2003 | |
| 2月 | 8,493 | 3,784 | 12,676 | 8,910 | 24,418 | 3,766 | 23,026 | Feb. | |
| 3月 | 9,106 | 5,551 | 15,415 | 11,421 | 32,773 | 3,995 | 22,106 | Mar. | |
| 4月 | 8,917 | 5,857 | 15,060 | 11,165 | 26,779 | 3,895 | 20,966 | Apr. | |
| 5月 | 8,198 | 5,142 | 14,063 | 10,460 | 24,496 | 3,603 | 19,973 | May | |
| 6月 | 7,536 | 3,382 | 11,148 | 7,829 | 17,579 | 3,319 | 19,557 | Jun. | |
| 7月 | 7,683 | 3,466 | 10,747 | 7,190 | 16,422 | 3,557 | 19,916 | Jul. | |
| 8月 | 7,407 | 4,232 | 10,425 | 6,971 | 17,115 | 3,455 | 21,134 | Aug. | |
| 9月 | 8,054 | 5,047 | 12,536 | 9,038 | 21,953 | 3,498 | 21,503 | Sep. | |
| 10月 | 8,023 | 5,087 | 12,396 | 8,705 | 22,165 | 3,691 | 22,033 | Oct. | |
| 11月 | 7,273 | 3,468 | 10,050 | 6,901 | 17,745 | 3,149 | 22,515 | Nov. | |
| 12月 | 7,259 | 3,850 | 10,030 | 7,027 | 17,759 | 3,003 | 23,411 | Dec. | |

| 年 月 | 下着計 (3～4) Underwear | | | | | | 単位：1,000点 Unit：1,000number | | Year, Quarter and Month |
|-------------|--------------------------------|-----------------------------|----------------------------|----------------|---------------------------------|---------------|-------------------------------|------------|-------------------------------|
| | 生産数量 Production Quantity | 受入数量 Receipt Quantity | 出荷数量 Shipments Quantity | | | | 在庫数量 Inventory Quantity | | |
| | | | 計 Total | 販売 Sales | | その他 Others | | | |
| | | | | 数量 Quantity | 金額 (百万円) Value (Million yen) | | | | |
| 平成11年 | 229,666 | 82,011 | 336,778 | 210,172 | 82,812 | 126,605 | 19,258 | C. Y. 1999 | |
| 12 | 196,942 | 76,916 | 277,937 | 188,073 | 74,553 | 89,864 | 15,853 | 2000 | |
| 13 | 157,729 | 67,061 | 229,494 | 154,520 | 64,159 | 74,974 | 13,911 | 2001 | |
| 14 | 135,517 | 67,579 | 209,454 | 147,784 | 61,861 | 61,670 | 9,271 | 2002 | |
| 15 | 121,181 | 54,597 | 173,914 | 121,915 | 56,024 | 51,999 | 6,103 | 2003 | |
| 平成13年度 | 151,035 | 68,798 | 224,345 | 152,566 | 63,002 | 71,778 | 14,063 | F. Y. 2001 | |
| 14 | 131,613 | 62,133 | 197,801 | 139,618 | 59,859 | 58,183 | 7,662 | 2002 | |
| 平成15年 1月～3月 | 30,289 | 13,294 | 41,190 | 28,115 | 12,979 | 13,076 | 7,662 | Q 1 2003 | |
| 4月～6月 | 30,988 | 13,911 | 43,306 | 30,291 | 13,379 | 13,015 | 8,135 | Q 2 | |
| 7月～9月 | 29,820 | 13,689 | 43,323 | 30,306 | 14,179 | 13,017 | 8,403 | Q 3 | |
| 10月～12月 | 30,084 | 13,703 | 46,094 | 33,202 | 15,487 | 12,892 | 6,103 | Q 4 | |
| 平成15年 1月 | 10,042 | 4,088 | 12,838 | 8,774 | 4,069 | 4,065 | 7,686 | Jan. 2003 | |
| 2月 | 9,979 | 4,230 | 13,490 | 9,153 | 4,163 | 4,336 | 8,166 | Feb. | |
| 3月 | 10,268 | 4,976 | 14,862 | 10,188 | 4,746 | 4,674 | 7,662 | Mar. | |
| 4月 | 10,073 | 4,447 | 14,268 | 10,021 | 4,413 | 4,247 | 7,505 | Apr. | |
| 5月 | 10,468 | 4,739 | 14,601 | 10,174 | 4,469 | 4,427 | 7,691 | May | |
| 6月 | 10,447 | 4,725 | 14,437 | 10,097 | 4,498 | 4,340 | 8,135 | Jun. | |
| 7月 | 10,420 | 4,958 | 14,950 | 10,449 | 4,734 | 4,502 | 8,516 | Jul. | |
| 8月 | 9,554 | 4,095 | 13,688 | 9,542 | 4,437 | 4,146 | 8,503 | Aug. | |
| 9月 | 9,846 | 4,635 | 14,685 | 10,316 | 5,007 | 4,369 | 8,403 | Sep. | |
| 10月 | 10,241 | 4,744 | 16,169 | 11,647 | 5,589 | 4,523 | 7,319 | Oct. | |
| 11月 | 9,902 | 4,480 | 15,066 | 10,913 | 5,122 | 4,153 | 6,590 | Nov. | |
| 12月 | 9,941 | 4,480 | 14,859 | 10,643 | 4,777 | 4,216 | 6,103 | Dec. | |

ニット・衣服縫製品 Knit and Sewn clothing products

| 年 月 | 3 下着 (ニット製) Underwear (Knit) | | | | | | 単位 : 1,000点 Unit : 1,000number | Year, Quarter and Month |
|-------------|---------------------------------|-----------------------------|----------------------------|----------------|---------------------------------|-----------------|-----------------------------------|--|
| | 生産数量 Production Quantity | 受入数量 Receipt Quantity | 出荷数量 Shipments Quantity | | | | 在庫数量 Inventory Quantity | |
| | | | 計 Total | 販売 Sales | | そ の 他 Others | | |
| | | | | 数量 Quantity | 金額 (百万円) Value (Million yen) | | | |
| 平成11年 | 209,570 | 78,980 | 313,623 | 195,891 | 77,582 | 117,732 | 17,304 | C. Y. 1999 2000 2001 2002 2003 |
| 12 | 177,771 | 73,179 | 253,795 | 172,313 | 68,707 | 81,482 | 13,994 | |
| 13 | 137,290 | 63,318 | 203,424 | 138,718 | 58,374 | 64,706 | 12,271 | |
| 14 | 119,792 | 65,431 | 189,252 | 136,008 | 57,502 | 53,244 | 9,010 | |
| 15 | 108,235 | 54,080 | 160,456 | 115,833 | 53,484 | 44,623 | 5,939 | |
| 平成13年度 | 131,893 | 65,388 | 199,991 | 137,723 | 57,639 | 62,268 | 12,420 | F. Y. 2001 2002 |
| 14 | 116,834 | 60,676 | 179,768 | 129,565 | 56,004 | 50,203 | 7,341 | |
| 平成15年 1月~3月 | 26,889 | 13,171 | 37,775 | 26,536 | 12,311 | 11,239 | 7,341 | Q 1 2003 |
| 4月~6月 | 27,511 | 13,734 | 39,569 | 28,590 | 12,723 | 10,979 | 7,951 | Q 2 |
| 7月~9月 | 26,643 | 13,575 | 40,013 | 28,861 | 13,536 | 11,152 | 8,237 | Q 3 |
| 10月~12月 | 27,192 | 13,600 | 43,099 | 31,846 | 14,913 | 11,253 | 5,939 | Q 4 |
| 平成15年 1月 | 8,937 | 4,052 | 11,704 | 8,216 | 3,844 | 3,488 | 7,435 | Jan. 2003 |
| 2月 | 8,859 | 4,200 | 12,378 | 8,686 | 3,975 | 3,692 | 7,891 | Feb. |
| 3月 | 9,093 | 4,919 | 13,693 | 9,634 | 4,492 | 4,059 | 7,341 | Mar. |
| 4月 | 8,899 | 4,385 | 12,977 | 9,423 | 4,169 | 3,554 | 7,275 | Apr. |
| 5月 | 9,329 | 4,653 | 13,411 | 9,633 | 4,265 | 3,779 | 7,435 | May |
| 6月 | 9,283 | 4,696 | 13,180 | 9,535 | 4,289 | 3,645 | 7,951 | Jun. |
| 7月 | 9,331 | 4,904 | 13,814 | 9,969 | 4,539 | 3,845 | 8,324 | Jul. |
| 8月 | 8,480 | 4,062 | 12,568 | 9,067 | 4,235 | 3,501 | 8,324 | Aug. |
| 9月 | 8,832 | 4,609 | 13,632 | 9,826 | 4,763 | 3,806 | 8,237 | Sep. |
| 10月 | 9,277 | 4,711 | 15,150 | 11,184 | 5,386 | 3,965 | 7,176 | Oct. |
| 11月 | 8,977 | 4,451 | 14,129 | 10,451 | 4,918 | 3,678 | 6,433 | Nov. |
| 12月 | 8,937 | 4,437 | 13,820 | 10,211 | 4,609 | 3,610 | 5,939 | Dec. |

| 年 月 | 4 下着 (織物製) Underwear (Woven fabric) | | | | | | 単位 : 1,000点 Unit : 1,000number | Year, Quarter and Month |
|-------------|--|-----------------------------|----------------------------|----------------|---------------------------------|-----------------|-----------------------------------|--|
| | 生産数量 Production Quantity | 受入数量 Receipt Quantity | 出荷数量 Shipments Quantity | | | | 在庫数量 Inventory Quantity | |
| | | | 計 Total | 販売 Sales | | そ の 他 Others | | |
| | | | | 数量 Quantity | 金額 (百万円) Value (Million yen) | | | |
| 平成11年 | 20,096 | 3,031 | 23,154 | 14,281 | 5,229 | 8,873 | 1,954 | C. Y. 1999 2000 2001 2002 2003 |
| 12 | 19,171 | 3,736 | 24,142 | 15,760 | 5,845 | 8,382 | 1,859 | |
| 13 | 20,440 | 3,742 | 26,070 | 15,802 | 5,784 | 10,268 | 1,639 | |
| 14 | 15,725 | 2,148 | 20,202 | 11,776 | 4,360 | 8,425 | 260 | |
| 15 | 12,947 | 517 | 13,459 | 6,082 | 2,540 | 7,377 | 164 | |
| 平成13年度 | 19,142 | 3,410 | 24,353 | 14,843 | 5,363 | 9,510 | 1,643 | F. Y. 2001 2002 |
| 14 | 14,779 | 1,457 | 18,034 | 10,053 | 3,855 | 7,981 | 322 | |
| 平成15年 1月~3月 | 3,400 | 123 | 3,415 | 1,579 | 668 | 1,836 | 322 | Q 1 2003 |
| 4月~6月 | 3,477 | 177 | 3,738 | 1,701 | 656 | 2,036 | 184 | Q 2 |
| 7月~9月 | 3,177 | 113 | 3,310 | 1,445 | 642 | 1,865 | 166 | Q 3 |
| 10月~12月 | 2,892 | 104 | 2,996 | 1,357 | 574 | 1,639 | 164 | Q 4 |
| 平成15年 1月 | 1,105 | 36 | 1,134 | 558 | 225 | 577 | 252 | Jan. 2003 |
| 2月 | 1,120 | 30 | 1,112 | 467 | 188 | 644 | 275 | Feb. |
| 3月 | 1,175 | 57 | 1,169 | 554 | 254 | 615 | 322 | Mar. |
| 4月 | 1,175 | 62 | 1,291 | 598 | 243 | 693 | 230 | Apr. |
| 5月 | 1,139 | 86 | 1,190 | 542 | 204 | 649 | 256 | May |
| 6月 | 1,164 | 29 | 1,257 | 562 | 209 | 695 | 184 | Jun. |
| 7月 | 1,089 | 54 | 1,136 | 480 | 195 | 657 | 192 | Jul. |
| 8月 | 1,074 | 33 | 1,120 | 475 | 203 | 645 | 179 | Aug. |
| 9月 | 1,014 | 26 | 1,053 | 490 | 245 | 563 | 166 | Sep. |
| 10月 | 964 | 33 | 1,019 | 462 | 203 | 557 | 142 | Oct. |
| 11月 | 924 | 28 | 938 | 463 | 203 | 475 | 157 | Nov. |
| 12月 | 1,004 | 42 | 1,039 | 432 | 168 | 607 | 164 | Dec. |

ニット・衣服縫製品 Knit and Sewn clothing products

| 年 月 | 補整着計 (5~6) Foundation garment | | | | | | 単位：1,000点 Unit：1,000number | | Year, Quarter and Month |
|-------------|----------------------------------|-----------------------------|----------------------------|----------------|---------------------------------|-----------------|-------------------------------|--|-------------------------------|
| | 生産数量 Production Quantity | 受入数量 Receipt Quantity | 出荷数量 Shipments Quantity | | | | 在庫数量 Inventory Quantity | | |
| | | | 計 Total | 販売 Sales | | そ の 他 Others | | | |
| | | | | 数量 Quantity | 金額 (百万円) Value (Million yen) | | | | |
| 平成11年 | 31,688 | 56,235 | 87,948 | 78,234 | 81,779 | 9,715 | 6,529 | C. Y. 1999 2000 2001 2002 2003 | |
| 12 | 28,133 | 55,400 | 84,758 | 75,564 | 78,530 | 9,194 | 5,368 | | |
| 13 | 24,389 | 69,409 | 96,450 | 89,223 | 92,054 | 7,228 | 2,641 | | |
| 14 | 21,723 | 73,920 | 96,135 | 89,677 | 93,106 | 6,458 | 1,253 | | |
| 15 | 19,319 | 71,950 | 91,441 | 85,795 | 92,346 | 5,646 | 968 | | |
| 平成13年度 | 23,451 | 72,393 | 96,793 | 89,830 | 93,185 | 6,962 | 1,404 | F. Y. 2001 2002 | |
| 14 | 21,369 | 74,430 | 96,156 | 89,787 | 93,425 | 6,368 | 952 | | |
| 平成15年 1月~3月 | 4,826 | 16,293 | 21,423 | 19,922 | 21,706 | 1,501 | 952 | Q 1 2003 | |
| 4月~6月 | 5,124 | 18,700 | 23,710 | 22,159 | 22,312 | 1,550 | 1,023 | Q 2 | |
| 7月~9月 | 4,827 | 18,502 | 23,379 | 22,142 | 24,954 | 1,237 | 939 | Q 3 | |
| 10月~12月 | 4,543 | 18,455 | 22,929 | 21,572 | 23,374 | 1,357 | 968 | Q 4 | |
| 平成15年 1月 | 1,584 | 4,839 | 6,299 | 5,822 | 6,622 | 477 | 1,382 | Jan. 2003 | |
| 2月 | 1,657 | 5,661 | 7,423 | 6,911 | 7,432 | 511 | 1,273 | Feb. | |
| 3月 | 1,584 | 5,793 | 7,701 | 7,188 | 7,652 | 513 | 952 | Mar. | |
| 4月 | 1,679 | 6,688 | 8,384 | 7,844 | 8,089 | 539 | 931 | Apr. | |
| 5月 | 1,748 | 5,988 | 7,656 | 7,114 | 7,089 | 542 | 1,002 | May | |
| 6月 | 1,697 | 6,024 | 7,670 | 7,201 | 7,134 | 469 | 1,023 | Jun. | |
| 7月 | 1,722 | 6,129 | 7,816 | 7,385 | 7,906 | 431 | 1,046 | Jul. | |
| 8月 | 1,517 | 5,634 | 7,197 | 6,811 | 8,031 | 386 | 984 | Aug. | |
| 9月 | 1,589 | 6,739 | 8,367 | 7,946 | 9,017 | 421 | 939 | Sep. | |
| 10月 | 1,545 | 7,321 | 8,791 | 8,306 | 9,249 | 484 | 1,012 | Oct. | |
| 11月 | 1,505 | 5,555 | 7,018 | 6,577 | 7,155 | 441 | 1,014 | Nov. | |
| 12月 | 1,493 | 5,579 | 7,121 | 6,689 | 6,971 | 432 | 968 | Dec. | |

| 年 月 | 5 補整着 (ニット製) Foundation garment (Knit) | | | | | | 単位：1,000点 Unit：1,000number | | Year, Quarter and Month |
|-------------|---|-----------------------------|----------------------------|----------------|---------------------------------|-----------------|-------------------------------|--|-------------------------------|
| | 生産数量 Production Quantity | 受入数量 Receipt Quantity | 出荷数量 Shipments Quantity | | | | 在庫数量 Inventory Quantity | | |
| | | | 計 Total | 販売 Sales | | そ の 他 Others | | | |
| | | | | 数量 Quantity | 金額 (百万円) Value (Million yen) | | | | |
| 平成11年 | 12,103 | 1,259 | 13,513 | 8,061 | 6,230 | 5,452 | 1,107 | C. Y. 1999 2000 2001 2002 2003 | |
| 12 | 10,903 | 1,301 | 12,217 | 6,530 | 5,469 | 5,687 | 1,152 | | |
| 13 | 9,858 | 1,051 | 10,858 | 6,012 | 5,006 | 4,846 | 1,143 | | |
| 14 | 9,131 | 799 | 9,898 | 5,626 | 4,332 | 4,271 | 283 | | |
| 15 | 8,406 | 724 | 9,092 | 5,242 | 4,230 | 3,850 | 270 | | |
| 平成13年度 | 9,613 | 992 | 10,548 | 5,934 | 4,884 | 4,614 | 385 | F. Y. 2001 2002 | |
| 14 | 9,022 | 816 | 9,859 | 5,599 | 4,303 | 4,259 | 269 | | |
| 平成15年 1月~3月 | 2,076 | 167 | 2,261 | 1,259 | 1,017 | 1,002 | 269 | Q 1 2003 | |
| 4月~6月 | 2,161 | 185 | 2,318 | 1,278 | 1,058 | 1,040 | 275 | Q 2 | |
| 7月~9月 | 2,125 | 187 | 2,279 | 1,391 | 1,093 | 887 | 285 | Q 3 | |
| 10月~12月 | 2,043 | 185 | 2,235 | 1,313 | 1,061 | 922 | 270 | Q 4 | |
| 平成15年 1月 | 675 | 62 | 734 | 409 | 343 | 325 | 295 | Jan. 2003 | |
| 2月 | 698 | 56 | 756 | 430 | 334 | 327 | 281 | Feb. | |
| 3月 | 703 | 49 | 770 | 421 | 340 | 350 | 269 | Mar. | |
| 4月 | 707 | 77 | 775 | 416 | 337 | 359 | 274 | Apr. | |
| 5月 | 727 | 59 | 788 | 434 | 358 | 355 | 266 | May | |
| 6月 | 727 | 49 | 754 | 428 | 363 | 326 | 275 | Jun. | |
| 7月 | 729 | 72 | 777 | 462 | 364 | 315 | 290 | Jul. | |
| 8月 | 677 | 52 | 733 | 463 | 354 | 270 | 275 | Aug. | |
| 9月 | 720 | 63 | 768 | 466 | 376 | 302 | 285 | Sep. | |
| 10月 | 691 | 74 | 786 | 436 | 360 | 350 | 261 | Oct. | |
| 11月 | 671 | 45 | 706 | 427 | 342 | 280 | 264 | Nov. | |
| 12月 | 681 | 66 | 743 | 450 | 358 | 292 | 270 | Dec. | |

ニット・衣服縫製品 Knit and Sewn clothing products

| 年 月 | 6 補整着 (織物製) Foundation garment (Woven fabric) | | | | | | 単位：1,000点 Unit：1,000number | Year, Quarter and Month |
|-------------|--|-----------------------------|----------------------------|----------------|---------------------------------|---------------|-------------------------------|-------------------------------|
| | 生産数量 Production Quantity | 受入数量 Receipt Quantity | 出荷数量 Shipments Quantity | | | | 在庫数量 Inventory Quantity | |
| | | | 計 Total | 販売 Sales | | その他 Others | | |
| | | | | 数量 Quantity | 金額 (百万円) Value (Million yen) | | | |
| 平成11年 | 19,585 | 54,976 | 74,435 | 70,172 | 75,549 | 4,263 | 5,422 | C. Y. 1999 |
| 12 | 17,230 | 54,099 | 72,541 | 69,034 | 73,061 | 3,508 | 4,216 | 2000 |
| 13 | 14,531 | 68,358 | 85,593 | 83,211 | 87,048 | 2,382 | 1,498 | 2001 |
| 14 | 12,592 | 73,121 | 86,237 | 84,051 | 88,774 | 2,186 | 970 | 2002 |
| 15 | 10,913 | 71,226 | 82,349 | 80,553 | 88,116 | 1,796 | 697 | 2003 |
| 平成13年度 | 13,837 | 71,401 | 86,245 | 83,897 | 88,301 | 2,348 | 1,019 | F. Y. 2001 |
| 14 | 12,347 | 73,614 | 86,297 | 84,188 | 89,122 | 2,109 | 683 | 2002 |
| 平成15年 1月～3月 | 2,749 | 16,126 | 19,162 | 18,663 | 20,688 | 499 | 683 | Q 1 2003 |
| 4月～6月 | 2,962 | 18,515 | 21,392 | 20,881 | 21,253 | 511 | 748 | Q 2 |
| 7月～9月 | 2,702 | 18,314 | 21,101 | 20,750 | 23,861 | 350 | 655 | Q 3 |
| 10月～12月 | 2,499 | 18,271 | 20,694 | 20,259 | 22,314 | 436 | 697 | Q 4 |
| 平成15年 1月 | 909 | 4,777 | 5,565 | 5,413 | 6,279 | 152 | 1,086 | Jan. 2003 |
| 2月 | 960 | 5,606 | 6,666 | 6,482 | 7,098 | 185 | 992 | Feb. |
| 3月 | 881 | 5,744 | 6,931 | 6,768 | 7,311 | 163 | 683 | Mar. |
| 4月 | 972 | 6,611 | 7,608 | 7,428 | 7,751 | 180 | 658 | Apr. |
| 5月 | 1,021 | 5,929 | 6,868 | 6,680 | 6,732 | 188 | 737 | May |
| 6月 | 969 | 5,975 | 6,916 | 6,773 | 6,770 | 143 | 748 | Jun. |
| 7月 | 993 | 6,056 | 7,039 | 6,922 | 7,542 | 116 | 756 | Jul. |
| 8月 | 840 | 5,582 | 6,463 | 6,348 | 7,678 | 115 | 709 | Aug. |
| 9月 | 869 | 6,676 | 7,598 | 7,480 | 8,641 | 118 | 655 | Sep. |
| 10月 | 854 | 7,247 | 8,004 | 7,870 | 8,888 | 135 | 751 | Oct. |
| 11月 | 834 | 5,510 | 6,312 | 6,150 | 6,813 | 162 | 749 | Nov. |
| 12月 | 811 | 5,514 | 6,378 | 6,239 | 6,613 | 139 | 697 | Dec. |

| 年 月 | 寝着類計 (7～8) Nightwear | | | | | | 単位：1,000点 Unit：1,000number | Year, Quarter and Month |
|-------------|--------------------------------|-----------------------------|----------------------------|----------------|---------------------------------|---------------|-------------------------------|-------------------------------|
| | 生産数量 Production Quantity | 受入数量 Receipt Quantity | 出荷数量 Shipments Quantity | | | | 在庫数量 Inventory Quantity | |
| | | | 計 Total | 販売 Sales | | その他 Others | | |
| | | | | 数量 Quantity | 金額 (百万円) Value (Million yen) | | | |
| 平成11年 | 11,571 | 245 | 11,930 | 5,167 | 4,738 | 6,763 | 339 | C. Y. 1999 |
| 12 | 9,109 | 51 | 9,202 | 3,801 | 3,760 | 5,401 | 168 | 2000 |
| 13 | 7,546 | 45 | 7,603 | 2,962 | 2,765 | 4,641 | 144 | 2001 |
| 14 | 5,454 | 39 | 5,480 | 2,927 | 3,020 | 2,552 | 117 | 2002 |
| 15 | 4,646 | 39 | 4,675 | 2,532 | 3,105 | 2,144 | 77 | 2003 |
| 平成13年度 | 7,241 | 45 | 7,247 | 2,972 | 2,802 | 4,275 | 167 | F. Y. 2001 |
| 14 | 4,932 | 39 | 4,998 | 2,808 | 3,021 | 2,190 | 106 | 2002 |
| 平成15年 1月～3月 | 1,119 | 10 | 1,135 | 634 | 756 | 502 | 106 | Q 1 2003 |
| 4月～6月 | 1,106 | 10 | 1,126 | 661 | 706 | 465 | 91 | Q 2 |
| 7月～9月 | 1,219 | 10 | 1,219 | 637 | 833 | 582 | 58 | Q 3 |
| 10月～12月 | 1,202 | 10 | 1,195 | 600 | 810 | 595 | 77 | Q 4 |
| 平成15年 1月 | 367 | 3 | 369 | 195 | 212 | 174 | 117 | Jan. 2003 |
| 2月 | 364 | 3 | 368 | 206 | 257 | 162 | 116 | Feb. |
| 3月 | 388 | 3 | 399 | 232 | 287 | 166 | 106 | Mar. |
| 4月 | 384 | 3 | 387 | 232 | 281 | 155 | 103 | Apr. |
| 5月 | 363 | 3 | 372 | 211 | 221 | 161 | 95 | May |
| 6月 | 360 | 3 | 367 | 218 | 204 | 149 | 91 | Jun. |
| 7月 | 405 | 3 | 390 | 227 | 253 | 162 | 109 | Jul. |
| 8月 | 412 | 3 | 421 | 196 | 268 | 224 | 61 | Aug. |
| 9月 | 402 | 3 | 409 | 213 | 312 | 196 | 58 | Sep. |
| 10月 | 459 | 3 | 447 | 233 | 366 | 214 | 75 | Oct. |
| 11月 | 369 | 3 | 375 | 185 | 225 | 190 | 73 | Nov. |
| 12月 | 374 | 3 | 373 | 183 | 218 | 190 | 77 | Dec. |

ニット・衣服縫製品 Knit and Sewn clothing products

| 年 月 | 7 寝着類(ニット製) Nightwear (Knit) | | | | | | 単位:1,000点 Unit:1,000number | 在庫数量 Inventory Quantity | Year, Quarter and Month |
|-------------|---------------------------------|-----------------------------|----------------------------|----------------|-------------------------------|-----------------|-------------------------------|--|-------------------------------|
| | 生産数量 Production Quantity | 受入数量 Receipt Quantity | 出荷数量 Shipments Quantity | | | | | | |
| | | | 計 Total | 販売 Sales | | そ の 他 Others | | | |
| | | | | 数量 Quantity | 金額(百万円) Value(Million yen) | | | | |
| 平成11年 | 5,452 | 61 | 5,651 | 2,469 | 2,876 | 3,183 | 232 | C. Y. 1999 2000 2001 2002 2003 | |
| 12 | 4,333 | 51 | 4,404 | 1,685 | 2,398 | 2,719 | 146 | | |
| 13 | 3,890 | 45 | 3,966 | 1,516 | 2,118 | 2,450 | 116 | | |
| 14 | 3,187 | 39 | 3,216 | 1,527 | 2,280 | 1,689 | 96 | | |
| 15 | 2,709 | 39 | 2,772 | 1,273 | 2,198 | 1,499 | 37 | | |
| 平成13年度 | 3,792 | 45 | 3,811 | 1,502 | 2,122 | 2,309 | 137 | F. Y. 2001 2002 | |
| 14 | 2,928 | 39 | 3,005 | 1,471 | 2,239 | 1,533 | 83 | | |
| 平成15年 1月~3月 | 637 | 10 | 664 | 331 | 535 | 333 | 83 | Q 1 2003 | |
| 4月~6月 | 592 | 10 | 612 | 305 | 432 | 307 | 73 | Q 2 | |
| 7月~9月 | 752 | 10 | 760 | 329 | 616 | 431 | 37 | Q 3 | |
| 10月~12月 | 728 | 10 | 737 | 308 | 614 | 429 | 37 | Q 4 | |
| 平成15年 1月 | 212 | 3 | 220 | 103 | 153 | 118 | 91 | Jan. 2003 | |
| 2月 | 210 | 3 | 225 | 120 | 200 | 105 | 84 | Feb. | |
| 3月 | 214 | 3 | 219 | 108 | 183 | 111 | 83 | Mar. | |
| 4月 | 205 | 3 | 210 | 111 | 184 | 98 | 82 | Apr. | |
| 5月 | 188 | 3 | 199 | 91 | 122 | 108 | 73 | May | |
| 6月 | 200 | 3 | 203 | 103 | 126 | 100 | 73 | Jun. | |
| 7月 | 242 | 3 | 231 | 116 | 177 | 115 | 87 | Jul. | |
| 8月 | 259 | 3 | 267 | 99 | 200 | 168 | 41 | Aug. | |
| 9月 | 251 | 3 | 262 | 114 | 239 | 148 | 37 | Sep. | |
| 10月 | 292 | 3 | 286 | 130 | 291 | 156 | 46 | Oct. | |
| 11月 | 214 | 3 | 228 | 91 | 166 | 138 | 34 | Nov. | |
| 12月 | 222 | 3 | 223 | 87 | 157 | 136 | 37 | Dec. | |

| 年 月 | 8 寝着類(織物製) Nightwear (Woven fabric) | | | | | | 単位:1,000点 Unit:1,000number | 在庫数量 Inventory Quantity | Year, Quarter and Month |
|-------------|--|-----------------------------|----------------------------|----------------|-------------------------------|-----------------|-------------------------------|--|-------------------------------|
| | 生産数量 Production Quantity | 受入数量 Receipt Quantity | 出荷数量 Shipments Quantity | | | | | | |
| | | | 計 Total | 販売 Sales | | そ の 他 Others | | | |
| | | | | 数量 Quantity | 金額(百万円) Value(Million yen) | | | | |
| 平成11年 | 6,120 | 184 | 6,279 | 2,698 | 1,862 | 3,581 | 107 | C. Y. 1999 2000 2001 2002 2003 | |
| 12 | 4,777 | - | 4,798 | 2,115 | 1,363 | 2,682 | 22 | | |
| 13 | 3,657 | - | 3,637 | 1,446 | 647 | 2,191 | 28 | | |
| 14 | 2,267 | - | 2,263 | 1,400 | 741 | 863 | 21 | | |
| 15 | 1,937 | - | 1,903 | 1,259 | 907 | 644 | 40 | | |
| 平成13年度 | 3,450 | - | 3,436 | 1,469 | 681 | 1,966 | 29 | F. Y. 2001 2002 | |
| 14 | 2,004 | - | 1,993 | 1,337 | 783 | 657 | 23 | | |
| 平成15年 1月~3月 | 482 | - | 471 | 303 | 220 | 169 | 23 | Q 1 2003 | |
| 4月~6月 | 514 | - | 514 | 356 | 274 | 158 | 18 | Q 2 | |
| 7月~9月 | 467 | - | 459 | 308 | 217 | 152 | 21 | Q 3 | |
| 10月~12月 | 474 | - | 458 | 292 | 196 | 166 | 40 | Q 4 | |
| 平成15年 1月 | 154 | - | 148 | 92 | 59 | 56 | 26 | Jan. 2003 | |
| 2月 | 154 | - | 143 | 86 | 57 | 57 | 32 | Feb. | |
| 3月 | 174 | - | 180 | 125 | 104 | 56 | 23 | Mar. | |
| 4月 | 178 | - | 177 | 121 | 96 | 56 | 21 | Apr. | |
| 5月 | 175 | - | 173 | 120 | 99 | 53 | 22 | May | |
| 6月 | 160 | - | 163 | 115 | 78 | 49 | 18 | Jun. | |
| 7月 | 163 | - | 159 | 111 | 76 | 48 | 22 | Jul. | |
| 8月 | 153 | - | 153 | 97 | 68 | 56 | 21 | Aug. | |
| 9月 | 150 | - | 147 | 99 | 73 | 48 | 21 | Sep. | |
| 10月 | 166 | - | 161 | 103 | 75 | 58 | 29 | Oct. | |
| 11月 | 156 | - | 147 | 94 | 60 | 53 | 38 | Nov. | |
| 12月 | 152 | - | 151 | 96 | 61 | 55 | 40 | Dec. | |

ニット・衣服縫製品 Knit and Sewn clothing products

| 年 月 | 靴下 (ニット製) Hosiery | | | | | | 単位：1,000点 Unit：1,000number | | Year, Quarter and Month |
|-------------|--------------------------------|-----------------------------|----------------------------|----------------|---------------------------------|---------------|-------------------------------|------------|-------------------------------|
| | 生産数量 Production Quantity | 受入数量 Receipt Quantity | 出荷数量 Shipments Quantity | | | | 在庫数量 Inventory Quantity | | |
| | | | 計 Total | 販売 Sales | | その他 Others | | | |
| | | | | 数量 Quantity | 金額 (百万円) Value (Million yen) | | | | |
| 平成11年 | 819,947 | 324,842 | 1,148,572 | 1,060,247 | 183,236 | 88,324 | 176,967 | C. Y. 1999 | |
| 12 | 757,854 | 323,544 | 1,089,825 | 1,013,348 | 170,973 | 76,477 | 165,749 | 2000 | |
| 13 | 718,869 | 339,594 | 1,040,695 | 973,063 | 165,741 | 67,632 | 176,970 | 2001 | |
| 14 | 633,198 | 307,983 | 956,377 | 895,418 | 150,322 | 60,960 | 157,362 | 2002 | |
| 15 | 553,260 | 285,534 | 839,668 | 784,714 | 131,256 | 54,954 | 148,553 | 2003 | |
| 平成13年度 | 695,349 | 329,087 | 1,021,872 | 955,674 | 162,770 | 66,199 | 168,220 | F. Y. 2001 | |
| 14 | 627,164 | 315,011 | 945,290 | 884,590 | 148,223 | 60,701 | 160,340 | 2002 | |
| 平成15年 1月～3月 | 147,923 | 80,810 | 224,525 | 209,987 | 35,576 | 14,538 | 160,340 | Q 1 2003 | |
| 4月～6月 | 148,937 | 72,667 | 212,451 | 197,156 | 29,744 | 15,296 | 166,601 | Q 2 | |
| 7月～9月 | 129,772 | 64,365 | 206,688 | 193,661 | 31,298 | 13,027 | 151,677 | Q 3 | |
| 10月～12月 | 126,628 | 67,692 | 196,004 | 183,910 | 34,638 | 12,094 | 148,553 | Q 4 | |
| 平成15年 1月 | 48,473 | 22,877 | 67,020 | 62,169 | 10,679 | 4,851 | 161,160 | Jan. 2003 | |
| 2月 | 49,394 | 28,408 | 73,523 | 68,750 | 11,724 | 4,774 | 165,020 | Feb. | |
| 3月 | 50,055 | 29,525 | 83,982 | 79,069 | 13,172 | 4,913 | 160,340 | Mar. | |
| 4月 | 51,995 | 23,336 | 78,603 | 72,795 | 11,519 | 5,807 | 155,077 | Apr. | |
| 5月 | 49,400 | 25,705 | 69,082 | 64,310 | 9,420 | 4,773 | 160,601 | May | |
| 6月 | 47,542 | 23,625 | 64,766 | 60,050 | 8,805 | 4,716 | 166,601 | Jun. | |
| 7月 | 46,531 | 19,444 | 66,759 | 62,586 | 9,415 | 4,172 | 165,314 | Jul. | |
| 8月 | 41,327 | 22,154 | 68,452 | 64,514 | 10,575 | 3,938 | 159,123 | Aug. | |
| 9月 | 41,914 | 22,767 | 71,477 | 66,561 | 11,308 | 4,916 | 151,677 | Sep. | |
| 10月 | 44,839 | 22,966 | 70,783 | 66,268 | 12,149 | 4,515 | 148,493 | Oct. | |
| 11月 | 41,394 | 22,746 | 62,514 | 58,872 | 11,204 | 3,642 | 149,424 | Nov. | |
| 12月 | 40,395 | 21,979 | 62,707 | 58,770 | 11,285 | 3,937 | 148,553 | Dec. | |

| 年 月 | 手袋 (ニット製) Gloves and mittens | | | | | | 単位：1,000点 Unit：1,000number | | Year, Quarter and Month |
|-------------|---------------------------------|-----------------------------|----------------------------|----------------|---------------------------------|---------------|-------------------------------|------------|-------------------------------|
| | 生産数量 Production Quantity | 受入数量 Receipt Quantity | 出荷数量 Shipments Quantity | | | | 在庫数量 Inventory Quantity | | |
| | | | 計 Total | 販売 Sales | | その他 Others | | | |
| | | | | 数量 Quantity | 金額 (百万円) Value (Million yen) | | | | |
| 平成11年 | 24,583 | 41,387 | 63,074 | 62,915 | 2,613 | 159 | 8,316 | C. Y. 1999 | |
| 12 | 16,391 | 48,528 | 64,710 | 64,710 | 2,314 | - | 8,562 | 2000 | |
| 13 | 13,045 | 53,048 | 66,985 | 66,985 | 2,065 | - | 7,842 | 2001 | |
| 14 | 9,747 | 50,586 | 60,689 | 60,689 | 1,701 | - | 7,422 | 2002 | |
| 15 | 9,615 | 39,906 | 50,715 | 50,715 | 1,520 | - | 7,162 | 2003 | |
| 平成13年度 | 12,942 | 54,315 | 67,028 | 67,028 | 1,995 | - | 8,038 | F. Y. 2001 | |
| 14 | 9,587 | 47,486 | 58,167 | 58,167 | 1,648 | - | 6,880 | 2002 | |
| 平成15年 1月～3月 | 2,694 | 9,394 | 12,631 | 12,631 | 368 | - | 6,880 | Q 1 2003 | |
| 4月～6月 | 2,215 | 9,909 | 12,819 | 12,819 | 386 | - | 6,848 | Q 2 | |
| 7月～9月 | 2,195 | 10,056 | 12,044 | 12,044 | 382 | - | 7,716 | Q 3 | |
| 10月～12月 | 2,511 | 10,547 | 13,221 | 13,221 | 383 | - | 7,162 | Q 4 | |
| 平成15年 1月 | 825 | 3,207 | 3,897 | 3,897 | 112 | - | 7,557 | Jan. 2003 | |
| 2月 | 823 | 3,319 | 4,330 | 4,330 | 123 | - | 7,368 | Feb. | |
| 3月 | 1,047 | 2,869 | 4,404 | 4,404 | 134 | - | 6,880 | Mar. | |
| 4月 | 738 | 3,211 | 4,291 | 4,291 | 128 | - | 6,758 | Apr. | |
| 5月 | 798 | 3,525 | 4,253 | 4,253 | 128 | - | 7,049 | May | |
| 6月 | 680 | 3,173 | 4,274 | 4,274 | 130 | - | 6,848 | Jun. | |
| 7月 | 714 | 2,921 | 3,608 | 3,608 | 125 | - | 7,095 | Jul. | |
| 8月 | 719 | 3,876 | 3,872 | 3,872 | 126 | - | 8,037 | Aug. | |
| 9月 | 762 | 3,259 | 4,563 | 4,563 | 132 | - | 7,716 | Sep. | |
| 10月 | 913 | 3,328 | 4,360 | 4,360 | 135 | - | 7,184 | Oct. | |
| 11月 | 828 | 3,584 | 4,239 | 4,239 | 123 | - | 7,357 | Nov. | |
| 12月 | 770 | 3,635 | 4,623 | 4,623 | 125 | - | 7,162 | Dec. | |

ニット・衣服縫製品一生産内訳 Breakdown of production by Knit and Sewn clothing products

| 年 月 | 外 衣 Outerwear | | | | | | | | | | Year, Quarter and Month | |
|--------------|-------------------------------|--------------|------------------------|---------------------------------|-----------------------------------|------------------------------|--------------|------------------------|---------------------------------|-----------------------------------|-------------------------------|--------------|
| | 1 外衣計 ((1)~(13)) Outerwear | | | | | (1) スーツ類計 ((1)~(2)) Suits | | | | | | |
| | 計 Total | ニット製 Knit | 織物製 Woven fabric | 成年男子 ・少年用 Men's and boy's | 成年女子 ・少女用 Women's and girls | 計 Total | ニット製 Knit | 織物製 Woven fabric | 成年男子 ・少年用 Men's and boy's | 成年女子 ・少女用 Women's and girls | | |
| 平成11年 | 351,711 | 159,926 | 191,786 | 115,817 | 75,968 | 19,318 | 1,732 | 17,587 | 13,518 | 4,068 | C. Y. 1999 | |
| 12 | 313,680 | 146,463 | 167,217 | 97,661 | 69,556 | 17,125 | 1,417 | 15,708 | 11,383 | 4,326 | 2000 | |
| 13 | 266,367 | 125,309 | 141,058 | 79,544 | 61,513 | 13,534 | 873 | 12,661 | 8,839 | 3,822 | 2001 | |
| 14 | 227,704 | 110,615 | 117,089 | 66,498 | 50,591 | 10,524 | 451 | 10,073 | 7,053 | 3,020 | 2002 | |
| 15 | 190,511 | 95,085 | 95,426 | 52,471 | 42,954 | 9,024 | 273 | 8,751 | 6,234 | 2,517 | 2003 | |
| 平成13年度 | 256,486 | 122,254 | 134,232 | 75,796 | 58,436 | 12,717 | 737 | 11,980 | 8,333 | 3,646 | F. Y. 2001 | |
| 14 | 218,374 | 106,978 | 111,396 | 62,694 | 48,702 | 10,106 | 375 | 9,731 | 6,814 | 2,917 | 2002 | |
| 平成15年 1月~ 3月 | 50,943 | 25,867 | 25,076 | 13,598 | 11,477 | 2,392 | 55 | 2,338 | 1,577 | 761 | Q 1 2003 | |
| 4月~ 6月 | 49,826 | 25,175 | 24,651 | 13,597 | 11,054 | 2,273 | 41 | 2,232 | 1,621 | 611 | Q 2 | |
| 7月~ 9月 | 46,288 | 23,144 | 23,144 | 12,680 | 10,464 | 2,083 | 83 | 2,000 | 1,449 | 551 | Q 3 | |
| 10月~12月 | 43,454 | 20,899 | 22,555 | 12,596 | 9,959 | 2,276 | 95 | 2,181 | 1,588 | 594 | Q 4 | |
| 平成15年 | 1月 | 15,172 | 7,695 | 7,477 | 4,030 | 3,447 | 739 | 17 | 721 | 487 | 234 | J a n . 2003 |
| 2月 | 17,477 | 8,984 | 8,493 | 4,711 | 3,782 | 807 | 19 | 788 | 522 | 266 | Feb. | |
| 3月 | 18,294 | 9,188 | 9,106 | 4,858 | 4,249 | 846 | 18 | 828 | 567 | 260 | Mar. | |
| 4月 | 18,241 | 9,324 | 8,917 | 4,787 | 4,130 | 796 | 17 | 778 | 527 | 251 | Apr. | |
| 5月 | 16,322 | 8,124 | 8,198 | 4,476 | 3,722 | 748 | 12 | 736 | 546 | 190 | May | |
| 6月 | 15,262 | 7,727 | 7,536 | 4,334 | 3,202 | 729 | 11 | 717 | 548 | 169 | J u n . | |
| 7月 | 15,781 | 8,097 | 7,683 | 4,218 | 3,465 | 741 | 18 | 723 | 547 | 176 | J u l . | |
| 8月 | 14,786 | 7,379 | 7,407 | 4,056 | 3,351 | 608 | 15 | 593 | 410 | 182 | A u g . | |
| 9月 | 15,721 | 7,668 | 8,054 | 4,406 | 3,648 | 734 | 50 | 684 | 492 | 192 | S e p . | |
| 10月 | 15,213 | 7,190 | 8,023 | 4,380 | 3,643 | 808 | 58 | 750 | 547 | 203 | O c t . | |
| 11月 | 14,104 | 6,831 | 7,273 | 4,091 | 3,182 | 740 | 21 | 719 | 527 | 192 | N o v . | |
| 12月 | 14,137 | 6,878 | 7,259 | 4,125 | 3,134 | 728 | 15 | 712 | 514 | 199 | D e c . | |

| 年 月 | 外 衣 Outerwear | | | | | | | | | | Year, Quarter and Month | |
|--------------|---------------------------|--------------|------------------------|---------------------------------|-----------------------------------|-----------------------------------|--------------|------------------------|---------------------------------|-----------------------------------|-------------------------------|--------------|
| | ① 上衣 Coats and jackets | | | | | ② ブゾン・スカート Trousers and skirts | | | | | | |
| | 計 Total | ニット製 Knit | 織物製 Woven fabric | 成年男子 ・少年用 Men's and boy's | 成年女子 ・少女用 Women's and girls | 計 Total | ニット製 Knit | 織物製 Woven fabric | 成年男子 ・少年用 Men's and boy's | 成年女子 ・少女用 Women's and girls | | |
| 平成11年 | 11,937 | 1,151 | 10,785 | 8,199 | 2,586 | 7,382 | 580 | 6,801 | 5,319 | 1,482 | C. Y. 1999 | |
| 12 | 10,649 | 935 | 9,714 | 6,839 | 2,875 | 6,476 | 481 | 5,994 | 4,544 | 1,451 | 2000 | |
| 13 | 8,555 | 650 | 7,905 | 5,306 | 2,600 | 4,979 | 223 | 4,756 | 3,533 | 1,223 | 2001 | |
| 14 | 6,617 | 371 | 6,246 | 4,197 | 2,049 | 3,907 | 80 | 3,827 | 2,856 | 971 | 2002 | |
| 15 | 5,492 | 206 | 5,286 | 3,681 | 1,604 | 3,532 | 67 | 3,465 | 2,553 | 913 | 2003 | |
| 平成13年度 | 8,055 | 557 | 7,498 | 4,967 | 2,532 | 4,662 | 180 | 4,482 | 3,367 | 1,115 | F. Y. 2001 | |
| 14 | 6,237 | 297 | 5,940 | 4,031 | 1,909 | 3,869 | 78 | 3,791 | 2,784 | 1,008 | 2002 | |
| 平成15年 1月~ 3月 | 1,462 | 39 | 1,422 | 933 | 489 | 931 | 15 | 915 | 643 | 272 | Q 1 2003 | |
| 4月~ 6月 | 1,337 | 26 | 1,311 | 948 | 363 | 936 | 15 | 922 | 673 | 248 | Q 2 | |
| 7月~ 9月 | 1,288 | 65 | 1,223 | 858 | 365 | 795 | 18 | 777 | 592 | 186 | Q 3 | |
| 10月~12月 | 1,405 | 75 | 1,330 | 943 | 387 | 871 | 19 | 851 | 644 | 207 | Q 4 | |
| 平成15年 | 1月 | 451 | 13 | 438 | 286 | 152 | 288 | 4 | 283 | 201 | 82 | J a n . 2003 |
| 2月 | 496 | 14 | 482 | 308 | 174 | 311 | 5 | 306 | 214 | 92 | Feb. | |
| 3月 | 515 | 12 | 502 | 339 | 163 | 332 | 6 | 326 | 228 | 97 | Mar. | |
| 4月 | 484 | 11 | 472 | 313 | 159 | 312 | 6 | 306 | 214 | 92 | Apr. | |
| 5月 | 432 | 7 | 424 | 315 | 109 | 317 | 4 | 312 | 231 | 81 | May | |
| 6月 | 421 | 7 | 414 | 320 | 95 | 307 | 4 | 303 | 228 | 75 | J u n . | |
| 7月 | 446 | 12 | 434 | 322 | 112 | 295 | 6 | 289 | 225 | 65 | J u l . | |
| 8月 | 378 | 11 | 367 | 242 | 125 | 230 | 4 | 226 | 168 | 58 | A u g . | |
| 9月 | 465 | 42 | 423 | 294 | 129 | 270 | 8 | 262 | 198 | 63 | S e p . | |
| 10月 | 514 | 51 | 463 | 328 | 135 | 294 | 7 | 287 | 219 | 68 | O c t . | |
| 11月 | 445 | 15 | 430 | 312 | 118 | 296 | 6 | 289 | 215 | 74 | N o v . | |
| 12月 | 446 | 9 | 437 | 304 | 133 | 281 | 6 | 275 | 210 | 65 | D e c . | |

ニット・衣服縫製品一生産内訳 Breakdown of production by Knit and Sewn clothing products

| 年 月 | 外 衣 Outerwear | | | | | | | | | | 単位：1,000点 Unit：1,000number | | Year, Quarter and Month |
|-------------|---|--------------|------------------------|--------------------------------|-----------------------------------|---------------------------------------|--------------|------------------------|--------------------------------|-----------------------------------|-------------------------------|---|-------------------------------|
| | (2) オーバーコート・ジャケット類 Jackets, blazers and jumper jackets | | | | | (3) スボン・スラックス類 Trousers and slacks | | | | | 計 | 計 | |
| | 計 Total | ニット製 Knit | 織物製 Woven fabric | 成年男子 ・少年用 Men's and boys | 成年女子 ・少女用 Women's and girls | 計 Total | ニット製 Knit | 織物製 Woven fabric | 成年男子 ・少年用 Men's and boys | 成年女子 ・少女用 Women's and girls | | | |
| 平成11年 | 14,778 | 1,992 | 12,786 | 3,465 | 9,321 | 48,991 | 4,300 | 44,691 | 26,200 | 18,491 | C. Y. 1999 | | |
| 12 | 13,564 | 1,759 | 11,805 | 3,362 | 8,443 | 40,976 | 3,147 | 37,829 | 22,509 | 15,319 | 2000 | | |
| 13 | 11,455 | 1,571 | 9,883 | 2,672 | 7,212 | 32,877 | 1,631 | 31,246 | 16,414 | 14,831 | 2001 | | |
| 14 | 8,544 | 802 | 7,743 | 1,994 | 5,749 | 28,158 | 1,314 | 26,844 | 14,349 | 12,495 | 2002 | | |
| 15 | 7,270 | 354 | 6,917 | 1,540 | 5,376 | 24,459 | 856 | 23,602 | 12,981 | 10,621 | 2003 | | |
| 平成13年度 | 10,716 | 1,497 | 9,219 | 2,474 | 6,745 | 31,632 | 1,633 | 30,000 | 15,591 | 14,409 | F. Y. 2001 | | |
| 14 | 8,105 | 605 | 7,501 | 1,844 | 5,657 | 27,242 | 1,179 | 26,063 | 14,043 | 12,020 | 2002 | | |
| 平成15年 1月～3月 | 1,887 | 106 | 1,781 | 393 | 1,388 | 6,384 | 269 | 6,114 | 3,444 | 2,670 | Q 1 2003 | | |
| 4月～6月 | 1,518 | 51 | 1,466 | 361 | 1,105 | 6,077 | 226 | 5,851 | 3,270 | 2,581 | Q 2 | | |
| 7月～9月 | 1,845 | 102 | 1,743 | 410 | 1,334 | 6,298 | 193 | 6,105 | 3,252 | 2,852 | Q 3 | | |
| 10月～12月 | 2,021 | 95 | 1,926 | 377 | 1,549 | 5,700 | 168 | 5,533 | 3,015 | 2,517 | Q 4 | | |
| 平成15年 1月 | 581 | 25 | 556 | 132 | 424 | 1,822 | 74 | 1,747 | 917 | 831 | J a n . 2003 | | |
| 2月 | 637 | 43 | 594 | 128 | 467 | 2,235 | 88 | 2,147 | 1,318 | 829 | F e b . | | |
| 3月 | 668 | 37 | 631 | 134 | 497 | 2,327 | 107 | 2,220 | 1,209 | 1,011 | M a r . | | |
| 4月 | 574 | 23 | 550 | 125 | 425 | 2,243 | 94 | 2,149 | 1,201 | 948 | A p r . | | |
| 5月 | 489 | 12 | 477 | 115 | 361 | 1,948 | 66 | 1,883 | 1,056 | 826 | M a y | | |
| 6月 | 455 | 16 | 439 | 121 | 319 | 1,886 | 67 | 1,819 | 1,012 | 807 | J u n . | | |
| 7月 | 544 | 25 | 519 | 132 | 387 | 1,934 | 54 | 1,880 | 972 | 909 | J u l . | | |
| 8月 | 602 | 35 | 567 | 134 | 432 | 2,147 | 66 | 2,081 | 1,141 | 940 | A u g . | | |
| 9月 | 699 | 41 | 658 | 143 | 515 | 2,217 | 74 | 2,143 | 1,139 | 1,004 | S e p . | | |
| 10月 | 740 | 43 | 696 | 127 | 570 | 2,023 | 62 | 1,961 | 1,017 | 944 | O c t . | | |
| 11月 | 684 | 34 | 651 | 120 | 531 | 1,785 | 55 | 1,730 | 938 | 792 | N o v . | | |
| 12月 | 597 | 18 | 579 | 130 | 448 | 1,892 | 51 | 1,841 | 1,060 | 781 | D e c . | | |

| 年 月 | 外 衣 Outerwear | | | | | | | | | | 単位：1,000点 Unit：1,000number | | Year, Quarter and Month |
|-------------|---------------------|--------------|------------------------|--------------------------------|-----------------------------------|----------------------|--------------|------------------------|--------------------------------|-----------------------------------|-------------------------------|---|-------------------------------|
| | (4) ドレス類 Dresses | | | | | (5) スカートの類 Skirts | | | | | 計 | 計 | |
| | 計 Total | ニット製 Knit | 織物製 Woven fabric | 成年男子 ・少年用 Men's and boys | 成年女子 ・少女用 Women's and girls | 計 Total | ニット製 Knit | 織物製 Woven fabric | 成年男子 ・少年用 Men's and boys | 成年女子 ・少女用 Women's and girls | | | |
| 平成11年 | 3,198 | 396 | 2,802 | ... | 2,802 | 13,505 | 1,250 | 12,256 | ... | 12,256 | C. Y. 1999 | | |
| 12 | 2,965 | 374 | 2,591 | ... | 2,591 | 13,607 | 1,261 | 12,346 | ... | 12,346 | 2000 | | |
| 13 | 2,350 | 211 | 2,140 | ... | 2,140 | 11,651 | 1,176 | 10,475 | ... | 10,475 | 2001 | | |
| 14 | 1,641 | 153 | 1,487 | ... | 1,487 | 9,378 | 981 | 8,397 | ... | 8,397 | 2002 | | |
| 15 | 1,426 | 105 | 1,321 | ... | 1,321 | 7,447 | 809 | 6,638 | ... | 6,638 | 2003 | | |
| 平成13年度 | 2,055 | 174 | 1,881 | ... | 1,881 | 10,989 | 1,133 | 9,856 | ... | 9,856 | F. Y. 2001 | | |
| 14 | 1,599 | 160 | 1,439 | ... | 1,439 | 8,902 | 911 | 7,992 | ... | 7,992 | 2002 | | |
| 平成15年 1月～3月 | 332 | 31 | 301 | ... | 301 | 2,008 | 203 | 1,805 | ... | 1,805 | Q 1 2003 | | |
| 4月～6月 | 529 | 34 | 495 | ... | 495 | 1,840 | 216 | 1,624 | ... | 1,624 | Q 2 | | |
| 7月～9月 | 306 | 23 | 283 | ... | 283 | 1,845 | 208 | 1,637 | ... | 1,637 | Q 3 | | |
| 10月～12月 | 259 | 17 | 242 | ... | 242 | 1,754 | 182 | 1,572 | ... | 1,572 | Q 4 | | |
| 平成15年 1月 | 92 | 5 | 87 | ... | 87 | 593 | 44 | 549 | ... | 549 | J a n . 2003 | | |
| 2月 | 100 | 8 | 92 | ... | 92 | 677 | 77 | 600 | ... | 600 | F e b . | | |
| 3月 | 140 | 18 | 122 | ... | 122 | 738 | 82 | 656 | ... | 656 | M a r . | | |
| 4月 | 174 | 13 | 161 | ... | 161 | 738 | 92 | 646 | ... | 646 | A p r . | | |
| 5月 | 230 | 15 | 215 | ... | 215 | 605 | 68 | 537 | ... | 537 | M a y | | |
| 6月 | 125 | 7 | 118 | ... | 118 | 496 | 55 | 441 | ... | 441 | J u n . | | |
| 7月 | 113 | 10 | 102 | ... | 102 | 594 | 71 | 523 | ... | 523 | J u l . | | |
| 8月 | 94 | 6 | 88 | ... | 88 | 590 | 68 | 522 | ... | 522 | A u g . | | |
| 9月 | 99 | 7 | 92 | ... | 92 | 661 | 69 | 592 | ... | 592 | S e p . | | |
| 10月 | 108 | 6 | 102 | ... | 102 | 717 | 69 | 649 | ... | 649 | O c t . | | |
| 11月 | 80 | 4 | 76 | ... | 76 | 551 | 58 | 493 | ... | 493 | N o v . | | |
| 12月 | 71 | 7 | 64 | ... | 64 | 486 | 55 | 431 | ... | 431 | D e c . | | |

ニット・衣服縫製品一生産内訳 Breakdown of production by Knit and Sewn clothing products

| 年 月 | 外 衣 Outerwear 単位：1,000点 Unit：1,000number | | | | | | | | | | Year, Quarter and Month |
|-------------|--|--------------|---------------------|-----------------|-------------------|-----------------------------------|--------------|---------------------|-----------------|-------------------|-------------------------|
| | (6) セーター・カーデガン・ベスト類 Sweaters, cardigans and vests | | | | | (7) 学校服計 (③～④) School uniforms | | | | | |
| | 計 Total | ニット製 Knit | 織物製 Woven fabric | 成年男子 ・少年用 | 成年女子 ・少女用 | 計 Total | ニット製 Knit | 織物製 Woven fabric | 成年男子 ・少年用 | 成年女子 ・少女用 | |
| | | | | Men's and boy's | Women's and girls | | | | Men's and boy's | Women's and girls | |
| 平成11年 | 26,274 | 25,465 | 810 | 48 | 761 | 13,566 | 3,790 | 9,776 | 5,705 | 4,071 | C. Y. 1999 |
| 12 | 29,325 | 28,568 | 757 | 45 | 712 | 9,048 | 499 | 8,550 | 4,827 | 3,723 | 2000 |
| 13 | 24,341 | 23,796 | 545 | 32 | 513 | 8,932 | 389 | 8,543 | 4,862 | 3,681 | 2001 |
| 14 | 17,435 | 17,226 | 210 | 23 | 186 | 8,578 | 350 | 8,229 | 4,588 | 3,640 | 2002 |
| 15 | 14,448 | 14,173 | 274 | 18 | 257 | 8,160 | - | 8,160 | 4,524 | 3,636 | 2003 |
| 平成13年度 | 23,201 | 22,797 | 404 | 28 | 376 | 8,831 | 402 | 8,429 | 4,716 | 3,713 | F. Y. 2001 |
| 14 | 16,407 | 16,181 | 225 | 24 | 201 | 8,435 | 254 | 8,181 | 4,574 | 3,606 | 2002 |
| 平成15年 1月～3月 | 3,553 | 3,494 | 60 | 6 | 54 | 2,316 | - | 2,316 | 1,274 | 1,042 | Q 1 2003 |
| 4月～6月 | 3,405 | 3,352 | 53 | 3 | 50 | 1,973 | - | 1,973 | 1,143 | 831 | Q 2 |
| 7月～9月 | 3,852 | 3,751 | 101 | 3 | 98 | 1,716 | - | 1,716 | 929 | 787 | Q 3 |
| 10月～12月 | 3,637 | 3,576 | 60 | 6 | 55 | 2,154 | - | 2,154 | 1,178 | 977 | Q 4 |
| 平成15年 1月 | 1,082 | 1,064 | 18 | 2 | 16 | 665 | - | 665 | 354 | 310 | Jan. 2003 |
| 2月 | 1,167 | 1,144 | 22 | 2 | 20 | 791 | - | 791 | 454 | 337 | Feb. |
| 3月 | 1,305 | 1,285 | 19 | 2 | 18 | 860 | - | 860 | 466 | 394 | Mar. |
| 4月 | 1,353 | 1,331 | 21 | 1 | 20 | 749 | - | 749 | 441 | 308 | Apr. |
| 5月 | 1,061 | 1,044 | 17 | 1 | 16 | 739 | - | 739 | 412 | 326 | May |
| 6月 | 992 | 977 | 15 | 1 | 14 | 485 | - | 485 | 290 | 196 | Jun. |
| 7月 | 1,265 | 1,243 | 21 | 1 | 21 | 545 | - | 545 | 318 | 227 | Jul. |
| 8月 | 1,220 | 1,187 | 33 | 1 | 32 | 530 | - | 530 | 282 | 248 | Aug. |
| 9月 | 1,368 | 1,320 | 47 | 2 | 46 | 641 | - | 641 | 329 | 312 | Sep. |
| 10月 | 1,425 | 1,400 | 25 | 2 | 23 | 713 | - | 713 | 389 | 324 | Oct. |
| 11月 | 1,202 | 1,184 | 18 | 2 | 16 | 707 | - | 707 | 397 | 310 | Nov. |
| 12月 | 1,010 | 992 | 17 | 2 | 16 | 734 | - | 734 | 392 | 343 | Dec. |

| 年 月 | 外 衣 Outerwear 単位：1,000点 Unit：1,000number | | | | | | | | | | Year, Quarter and Month |
|-------------|--|--------------|---------------------|-----------------|-------------------|-----------------------------------|--------------|---------------------|-----------------|-------------------|-------------------------|
| | ③ 上衣 Coats and jackets | | | | | ④ ブゾン・スカート Trousers and skirts | | | | | |
| | 計 Total | ニット製 Knit | 織物製 Woven fabric | 成年男子 ・少年用 | 成年女子 ・少女用 | 計 Total | ニット製 Knit | 織物製 Woven fabric | 成年男子 ・少年用 | 成年女子 ・少女用 | |
| | | | | Men's and boy's | Women's and girls | | | | Men's and boy's | Women's and girls | |
| 平成11年 | 7,718 | 3,591 | 4,128 | 2,127 | 2,001 | 5,848 | 199 | 5,649 | 3,578 | 2,071 | C. Y. 1999 |
| 12 | 3,714 | 306 | 3,408 | 1,619 | 1,789 | 5,334 | 193 | 5,141 | 3,208 | 1,933 | 2000 |
| 13 | 3,750 | 255 | 3,495 | 1,686 | 1,810 | 5,182 | 134 | 5,048 | 3,176 | 1,872 | 2001 |
| 14 | 3,573 | 246 | 3,327 | 1,535 | 1,792 | 5,005 | 104 | 4,901 | 3,053 | 1,848 | 2002 |
| 15 | 3,449 | - | 3,449 | 1,632 | 1,817 | 4,711 | - | 4,711 | 2,892 | 1,819 | 2003 |
| 平成13年度 | 3,685 | 265 | 3,420 | 1,607 | 1,813 | 5,146 | 137 | 5,009 | 3,109 | 1,900 | F. Y. 2001 |
| 14 | 3,556 | 180 | 3,375 | 1,581 | 1,795 | 4,879 | 74 | 4,805 | 2,993 | 1,812 | 2002 |
| 平成15年 1月～3月 | 1,053 | - | 1,053 | 502 | 550 | 1,264 | - | 1,264 | 772 | 492 | Q 1 2003 |
| 4月～6月 | 771 | - | 771 | 374 | 397 | 1,203 | - | 1,203 | 769 | 434 | Q 2 |
| 7月～9月 | 713 | - | 713 | 323 | 390 | 1,003 | - | 1,003 | 606 | 397 | Q 3 |
| 10月～12月 | 913 | - | 913 | 433 | 480 | 1,241 | - | 1,241 | 745 | 497 | Q 4 |
| 平成15年 1月 | 305 | - | 305 | 138 | 167 | 359 | - | 359 | 216 | 143 | Jan. 2003 |
| 2月 | 354 | - | 354 | 176 | 179 | 437 | - | 437 | 278 | 159 | Feb. |
| 3月 | 393 | - | 393 | 188 | 205 | 467 | - | 467 | 278 | 190 | Mar. |
| 4月 | 281 | - | 281 | 139 | 142 | 468 | - | 468 | 302 | 166 | Apr. |
| 5月 | 284 | - | 284 | 130 | 154 | 455 | - | 455 | 282 | 173 | May |
| 6月 | 206 | - | 206 | 105 | 101 | 279 | - | 279 | 185 | 95 | Jun. |
| 7月 | 225 | - | 225 | 110 | 115 | 320 | - | 320 | 208 | 112 | Jul. |
| 8月 | 220 | - | 220 | 98 | 123 | 310 | - | 310 | 185 | 125 | Aug. |
| 9月 | 267 | - | 267 | 115 | 152 | 374 | - | 374 | 214 | 160 | Sep. |
| 10月 | 298 | - | 298 | 142 | 156 | 415 | - | 415 | 248 | 168 | Oct. |
| 11月 | 295 | - | 295 | 150 | 146 | 411 | - | 411 | 247 | 164 | Nov. |
| 12月 | 320 | - | 320 | 142 | 178 | 415 | - | 415 | 250 | 165 | Dec. |

ニット・衣服縫製品一生産内訳 Breakdown of production by Knit and Sewn clothing products

| 年 月 | 外 衣 Outerwear | | | | | | | | | | Year, Quarter and Month |
|-------------------------------|---------------------------|--------------|------------------------|---------------------------------|------------------------------------|---------------------------|--------------|------------------------|---------------------------------|------------------------------------|--|
| | (8) 制服計 (⑤~⑥) Uniforms | | | | | ⑤ 上衣 Coats and jackets | | | | | |
| | 計 Total | ニット製 Knit | 織物製 Woven fabric | 成年男子 ・少年用 Men's and boy's | 成年女子 ・少女用 Women's and girl's | 計 Total | ニット製 Knit | 織物製 Woven fabric | 成年男子 ・少年用 Men's and boy's | 成年女子 ・少女用 Women's and girl's | |
| 単位：1,000点 Unit：1,000number | | | | | | | | | | | |
| 平成11年 | 1,945 | 3 | 1,943 | 1,401 | 542 | 930 | 3 | 928 | 677 | 251 | C. Y. 1999 2000 2001 2002 2003 |
| 12 | 1,831 | 4 | 1,827 | 1,287 | 540 | 795 | 4 | 791 | 530 | 261 | |
| 13 | 1,639 | 5 | 1,634 | 1,148 | 486 | 817 | 5 | 813 | 511 | 302 | |
| 14 | 1,347 | 5 | 1,342 | 1,030 | 311 | 629 | 5 | 625 | 437 | 188 | |
| 15 | 1,311 | - | 1,311 | 1,061 | 250 | 573 | - | 573 | 434 | 139 | |
| 平成13年度 | 1,576 | 5 | 1,571 | 1,132 | 439 | 773 | 5 | 768 | 489 | 278 | F. Y. 2001 2002 |
| 14 | 1,342 | 4 | 1,339 | 1,047 | 292 | 602 | 4 | 598 | 429 | 169 | |
| 平成15年 1月~3月 | 367 | - | 367 | 303 | 63 | 152 | - | 152 | 118 | 34 | Q 1 2003 |
| 4月~6月 | 317 | - | 317 | 250 | 67 | 125 | - | 125 | 89 | 36 | Q 2 |
| 7月~9月 | 323 | - | 323 | 260 | 63 | 148 | - | 148 | 114 | 34 | Q 3 |
| 10月~12月 | 305 | - | 305 | 248 | 57 | 148 | - | 148 | 112 | 36 | Q 4 |
| 平成15年 1月 | 121 | - | 121 | 99 | 22 | 52 | - | 52 | 41 | 11 | Jan. 2003 |
| 2月 | 128 | - | 128 | 107 | 21 | 54 | - | 54 | 42 | 11 | Feb. |
| 3月 | 118 | - | 118 | 98 | 21 | 47 | - | 47 | 36 | 12 | Mar. |
| 4月 | 100 | - | 100 | 79 | 21 | 38 | - | 38 | 26 | 12 | Apr. |
| 5月 | 94 | - | 94 | 69 | 24 | 38 | - | 38 | 25 | 13 | May |
| 6月 | 123 | - | 123 | 101 | 21 | 49 | - | 49 | 38 | 11 | Jun. |
| 7月 | 120 | - | 120 | 100 | 20 | 49 | - | 49 | 39 | 10 | Jul. |
| 8月 | 100 | - | 100 | 79 | 21 | 52 | - | 52 | 39 | 13 | Aug. |
| 9月 | 102 | - | 102 | 81 | 21 | 47 | - | 47 | 36 | 11 | Sep. |
| 10月 | 113 | - | 113 | 90 | 23 | 62 | - | 62 | 46 | 16 | Oct. |
| 11月 | 103 | - | 103 | 84 | 19 | 46 | - | 46 | 35 | 11 | Nov. |
| 12月 | 89 | - | 89 | 74 | 15 | 40 | - | 40 | 31 | 9 | Dec. |

| 年 月 | 外 衣 Outerwear | | | | | | | | | | Year, Quarter and Month |
|-------------------------------|-----------------------------------|--------------|------------------------|---------------------------------|------------------------------------|---|--------------|------------------------|---------------------------------|------------------------------------|--|
| | ⑥ ズボン・スカート Trousers and skirts | | | | | (9) 作業・事務服計 (⑦~⑧) Office and work clothing | | | | | |
| | 計 Total | ニット製 Knit | 織物製 Woven fabric | 成年男子 ・少年用 Men's and boy's | 成年女子 ・少女用 Women's and girl's | 計 Total | ニット製 Knit | 織物製 Woven fabric | 成年男子 ・少年用 Men's and boy's | 成年女子 ・少女用 Women's and girl's | |
| 単位：1,000点 Unit：1,000number | | | | | | | | | | | |
| 平成11年 | 1,015 | - | 1,015 | 724 | 291 | 13,931 | 374 | 13,557 | 11,031 | 2,526 | C. Y. 1999 2000 2001 2002 2003 |
| 12 | 1,036 | - | 1,036 | 757 | 279 | 12,225 | 5 | 12,221 | 9,976 | 2,245 | |
| 13 | 821 | - | 821 | 637 | 184 | 11,229 | 5 | 11,225 | 9,015 | 2,210 | |
| 14 | 717 | - | 717 | 594 | 124 | 9,009 | 3 | 9,006 | 7,121 | 1,885 | |
| 15 | 738 | - | 738 | 627 | 111 | 8,624 | 3 | 8,622 | 6,821 | 1,801 | |
| 平成13年度 | 803 | - | 803 | 643 | 160 | 10,602 | 4 | 10,598 | 8,495 | 2,103 | F. Y. 2001 2002 |
| 14 | 741 | - | 741 | 617 | 123 | 8,674 | 3 | 8,671 | 6,816 | 1,856 | |
| 平成15年 1月~3月 | 214 | - | 214 | 185 | 29 | 2,068 | 1 | 2,067 | 1,610 | 457 | Q 1 2003 |
| 4月~6月 | 192 | - | 192 | 161 | 31 | 2,231 | 1 | 2,230 | 1,750 | 480 | Q 2 |
| 7月~9月 | 175 | - | 175 | 146 | 29 | 2,182 | 1 | 2,182 | 1,740 | 442 | Q 3 |
| 10月~12月 | 157 | - | 157 | 135 | 22 | 2,144 | 1 | 2,143 | 1,721 | 422 | Q 4 |
| 平成15年 1月 | 69 | - | 69 | 58 | 11 | 630 | 0 | 629 | 487 | 142 | Jan. 2003 |
| 2月 | 74 | - | 74 | 65 | 9 | 676 | 0 | 676 | 526 | 150 | Feb. |
| 3月 | 71 | - | 71 | 62 | 9 | 762 | 0 | 762 | 598 | 164 | Mar. |
| 4月 | 63 | - | 63 | 53 | 10 | 768 | 0 | 767 | 609 | 158 | Apr. |
| 5月 | 55 | - | 55 | 44 | 11 | 720 | 0 | 719 | 547 | 173 | May |
| 6月 | 73 | - | 73 | 64 | 10 | 743 | 0 | 743 | 594 | 149 | Jun. |
| 7月 | 71 | - | 71 | 61 | 10 | 718 | 0 | 718 | 559 | 159 | Jul. |
| 8月 | 48 | - | 48 | 40 | 9 | 712 | 0 | 712 | 570 | 142 | Aug. |
| 9月 | 56 | - | 56 | 46 | 10 | 752 | 0 | 752 | 610 | 141 | Sep. |
| 10月 | 51 | - | 51 | 44 | 7 | 749 | 0 | 749 | 605 | 144 | Oct. |
| 11月 | 57 | - | 57 | 48 | 8 | 691 | 0 | 690 | 567 | 123 | Nov. |
| 12月 | 50 | - | 50 | 43 | 7 | 704 | 0 | 704 | 549 | 155 | Dec. |

ニット・衣服縫製品一生産内訳 Breakdown of production by Knit and Sewn clothing products

| 年 月 | 外 衣 Outerwear | | | | | | | | | | Year, Quarter and Month |
|-------------|---|--------------|------------------------|---------------------------------|-----------------------------------|-----------------------------------|--------------|------------------------|---------------------------------|-----------------------------------|-------------------------------|
| | ⑦ 上衣 (衛生白衣を含む) Coats and jackets (including sanitary white clothing) | | | | | ⑧ スボン・スカート Trousers and skirts | | | | | |
| | 計 Total | ニット製 Knit | 織物製 Woven fabric | 成年男子 ・少年用 Men's and boy's | 成年女子 ・少女用 Women's and girls | 計 Total | ニット製 Knit | 織物製 Woven fabric | 成年男子 ・少年用 Men's and boy's | 成年女子 ・少女用 Women's and girls | |
| 平成11年 | 7,201 | 360 | 6,842 | 5,225 | 1,617 | 6,730 | 14 | 6,715 | 5,806 | 909 | C. Y. 1999 |
| 12 | 6,245 | 5 | 6,241 | 4,700 | 1,540 | 5,980 | - | 5,980 | 5,276 | 704 | 2000 |
| 13 | 5,874 | 5 | 5,870 | 4,433 | 1,437 | 5,355 | - | 5,355 | 4,582 | 773 | 2001 |
| 14 | 5,077 | 3 | 5,074 | 3,695 | 1,379 | 3,932 | - | 3,932 | 3,426 | 506 | 2002 |
| 15 | 4,653 | 3 | 4,650 | 3,468 | 1,181 | 3,972 | - | 3,972 | 3,353 | 619 | 2003 |
| 平成13年度 | 5,617 | 4 | 5,613 | 4,222 | 1,391 | 4,984 | - | 4,984 | 4,272 | 712 | F. Y. 2001 |
| 14 | 4,866 | 3 | 4,863 | 3,533 | 1,330 | 3,808 | - | 3,808 | 3,282 | 526 | 2002 |
| 平成15年 1月～3月 | 1,120 | 1 | 1,119 | 820 | 299 | 948 | - | 948 | 790 | 158 | Q 1 2003 |
| 4月～6月 | 1,198 | 1 | 1,197 | 890 | 307 | 1,032 | - | 1,032 | 859 | 173 | Q 2 |
| 7月～9月 | 1,159 | 1 | 1,159 | 874 | 284 | 1,023 | - | 1,023 | 865 | 158 | Q 3 |
| 10月～12月 | 1,175 | 1 | 1,174 | 883 | 291 | 969 | - | 969 | 838 | 131 | Q 4 |
| 平成15年 1月 | 329 | 0 | 329 | 236 | 93 | 300 | - | 300 | 251 | 49 | Jan. 2003 |
| 2月 | 365 | 0 | 365 | 269 | 96 | 311 | - | 311 | 257 | 55 | Feb. |
| 3月 | 426 | 0 | 426 | 316 | 110 | 336 | - | 336 | 282 | 54 | Mar. |
| 4月 | 405 | 0 | 404 | 303 | 101 | 363 | - | 363 | 306 | 57 | Apr. |
| 5月 | 391 | 0 | 391 | 280 | 110 | 329 | - | 329 | 267 | 62 | May |
| 6月 | 403 | 0 | 402 | 307 | 96 | 341 | - | 341 | 287 | 53 | Jun. |
| 7月 | 380 | 0 | 380 | 278 | 102 | 338 | - | 338 | 281 | 57 | Jul. |
| 8月 | 384 | 0 | 384 | 293 | 91 | 328 | - | 328 | 277 | 51 | Aug. |
| 9月 | 395 | 0 | 395 | 304 | 91 | 357 | - | 357 | 307 | 50 | Sep. |
| 10月 | 402 | 0 | 402 | 303 | 99 | 347 | - | 347 | 302 | 44 | Oct. |
| 11月 | 380 | 0 | 379 | 293 | 87 | 311 | - | 311 | 274 | 37 | Nov. |
| 12月 | 393 | 0 | 393 | 288 | 105 | 311 | - | 311 | 261 | 50 | Dec. |

| 年 月 | 外 衣 Outerwear | | | | | | | | | | Year, Quarter and Month |
|-------------|----------------------------------|--------------|------------------------|---------------------------------|-----------------------------------|---------------------------|--------------|------------------------|---------------------------------|-----------------------------------|-------------------------------|
| | ⑩ スポーツ用計 (⑨～⑩) Sport clothing | | | | | ⑨ 上衣 Coats and jackets | | | | | |
| | 計 Total | ニット製 Knit | 織物製 Woven fabric | 成年男子 ・少年用 Men's and boy's | 成年女子 ・少女用 Women's and girls | 計 Total | ニット製 Knit | 織物製 Woven fabric | 成年男子 ・少年用 Men's and boy's | 成年女子 ・少女用 Women's and girls | |
| 平成11年 | 52,016 | 42,159 | 9,857 | 8,492 | 1,364 | 27,001 | 20,979 | 6,022 | 5,542 | 480 | C. Y. 1999 |
| 12 | 47,452 | 41,422 | 6,031 | 4,872 | 1,159 | 24,478 | 21,587 | 2,890 | 2,555 | 336 | 2000 |
| 13 | 44,427 | 38,849 | 5,577 | 4,659 | 918 | 22,116 | 19,114 | 3,002 | 2,635 | 367 | 2001 |
| 14 | 39,484 | 34,808 | 4,676 | 4,007 | 669 | 20,085 | 17,681 | 2,405 | 2,008 | 397 | 2002 |
| 15 | 37,215 | 33,020 | 4,195 | 3,616 | 579 | 18,952 | 16,627 | 2,325 | 1,946 | 379 | 2003 |
| 平成13年度 | 43,319 | 37,839 | 5,480 | 4,609 | 871 | 21,691 | 18,676 | 3,015 | 2,614 | 401 | F. Y. 2001 |
| 14 | 39,339 | 34,866 | 4,473 | 3,876 | 597 | 20,087 | 17,749 | 2,338 | 1,946 | 392 | 2002 |
| 平成15年 1月～3月 | 10,867 | 9,792 | 1,075 | 907 | 167 | 5,495 | 4,913 | 582 | 478 | 104 | Q 1 2003 |
| 4月～6月 | 9,703 | 8,683 | 1,020 | 867 | 153 | 4,995 | 4,454 | 541 | 443 | 98 | Q 2 |
| 7月～9月 | 8,785 | 7,782 | 1,003 | 867 | 136 | 4,583 | 4,009 | 574 | 483 | 91 | Q 3 |
| 10月～12月 | 7,860 | 6,763 | 1,097 | 975 | 122 | 3,879 | 3,251 | 628 | 542 | 86 | Q 4 |
| 平成15年 1月 | 3,205 | 2,875 | 331 | 277 | 53 | 1,576 | 1,402 | 174 | 139 | 35 | Jan. 2003 |
| 2月 | 4,060 | 3,713 | 347 | 296 | 50 | 2,025 | 1,836 | 189 | 157 | 32 | Feb. |
| 3月 | 3,601 | 3,204 | 397 | 333 | 64 | 1,894 | 1,675 | 219 | 182 | 37 | Mar. |
| 4月 | 3,543 | 3,189 | 354 | 309 | 45 | 1,812 | 1,626 | 186 | 158 | 28 | Apr. |
| 5月 | 3,085 | 2,769 | 317 | 266 | 51 | 1,592 | 1,425 | 167 | 133 | 34 | May |
| 6月 | 3,075 | 2,725 | 349 | 292 | 57 | 1,591 | 1,403 | 188 | 152 | 35 | Jun. |
| 7月 | 3,024 | 2,685 | 338 | 289 | 50 | 1,547 | 1,354 | 193 | 162 | 31 | Jul. |
| 8月 | 2,762 | 2,480 | 282 | 241 | 41 | 1,509 | 1,357 | 152 | 124 | 27 | Aug. |
| 9月 | 2,999 | 2,617 | 382 | 337 | 45 | 1,528 | 1,299 | 229 | 197 | 32 | Sep. |
| 10月 | 2,659 | 2,252 | 407 | 355 | 51 | 1,323 | 1,084 | 239 | 200 | 39 | Oct. |
| 11月 | 2,579 | 2,215 | 365 | 324 | 40 | 1,271 | 1,066 | 204 | 177 | 27 | Nov. |
| 12月 | 2,621 | 2,296 | 326 | 295 | 31 | 1,285 | 1,100 | 185 | 165 | 20 | Dec. |

ニット・衣服縫製品一生産内訳 Breakdown of production by Knit and Sewn clothing products

| 年 月 | 外 衣 Outerwear | | | | | | | | | | Year, Quarter and Month | |
|-------------|-----------------------------------|--------|--------------|-----------------|-------------------|---|-------|--------------|-----------------|-------------------|-------------------------|--|
| | ⑩ スボン・スカート Trousers and skirts | | | | | (11) ワイシャツ・ブラウス White shirts and blouses | | | | | Year, Quarter and Month | |
| | 計 | ニット製 | 織物製 | 成年男子・少年用 | 成年女子・少女用 | 計 | ニット製 | 織物製 | 成年男子・少年用 | 成年女子・少女用 | | |
| | Total | Knit | Woven fabric | Men's and boy's | Women's and girls | Total | Knit | Woven fabric | Men's and boy's | Women's and girls | | |
| 平成11年 | 25,015 | 21,180 | 3,835 | 2,950 | 884 | 62,242 | 4,187 | 58,054 | 42,448 | 15,607 | C. Y. 1999 | |
| 12 | 22,974 | 19,834 | 3,140 | 2,317 | 823 | 53,796 | 3,283 | 50,513 | 36,619 | 13,894 | 2000 | |
| 13 | 22,310 | 19,735 | 2,575 | 2,024 | 551 | 44,569 | 2,559 | 42,010 | 29,794 | 12,216 | 2001 | |
| 14 | 19,398 | 17,127 | 2,272 | 2,000 | 272 | 37,405 | 2,164 | 35,241 | 24,980 | 10,261 | 2002 | |
| 15 | 18,263 | 16,393 | 1,870 | 1,670 | 200 | 23,953 | 1,742 | 22,211 | 14,321 | 7,890 | 2003 | |
| 平成13年度 | 21,628 | 19,163 | 2,465 | 1,995 | 471 | 42,466 | 2,410 | 40,056 | 28,446 | 11,610 | F. Y. 2001 | |
| 14 | 19,252 | 17,117 | 2,135 | 1,929 | 206 | 34,062 | 2,014 | 32,048 | 22,405 | 9,642 | 2002 | |
| 平成15年 1月～3月 | 5,372 | 4,879 | 493 | 430 | 63 | 6,292 | 433 | 5,859 | 3,766 | 2,092 | Q 1 2003 | |
| 4月～6月 | 4,707 | 4,229 | 479 | 423 | 55 | 6,960 | 494 | 6,466 | 4,015 | 2,451 | Q 2 | |
| 7月～9月 | 4,202 | 3,773 | 429 | 384 | 45 | 5,718 | 456 | 5,261 | 3,411 | 1,851 | Q 3 | |
| 10月～12月 | 3,981 | 3,512 | 469 | 433 | 36 | 4,983 | 358 | 4,624 | 3,129 | 1,495 | Q 4 | |
| 平成15年 1月 | 1,630 | 1,473 | 157 | 138 | 19 | 1,922 | 104 | 1,817 | 1,178 | 640 | Jan. 2003 | |
| 2月 | 2,035 | 1,877 | 158 | 140 | 18 | 2,042 | 154 | 1,889 | 1,276 | 613 | Feb. | |
| 3月 | 1,707 | 1,529 | 178 | 152 | 26 | 2,327 | 175 | 2,153 | 1,313 | 839 | Mar. | |
| 4月 | 1,731 | 1,563 | 168 | 151 | 17 | 2,447 | 180 | 2,267 | 1,372 | 895 | Apr. | |
| 5月 | 1,493 | 1,344 | 150 | 133 | 17 | 2,331 | 146 | 2,185 | 1,358 | 827 | May | |
| 6月 | 1,484 | 1,322 | 161 | 140 | 22 | 2,182 | 168 | 2,014 | 1,284 | 730 | Jun. | |
| 7月 | 1,477 | 1,332 | 145 | 127 | 18 | 1,996 | 127 | 1,869 | 1,171 | 698 | Jul. | |
| 8月 | 1,254 | 1,123 | 131 | 117 | 14 | 1,845 | 171 | 1,674 | 1,095 | 579 | Aug. | |
| 9月 | 1,471 | 1,318 | 153 | 140 | 13 | 1,878 | 159 | 1,719 | 1,145 | 573 | Sep. | |
| 10月 | 1,336 | 1,168 | 168 | 156 | 12 | 1,757 | 129 | 1,628 | 1,122 | 507 | Oct. | |
| 11月 | 1,309 | 1,148 | 161 | 147 | 13 | 1,588 | 110 | 1,478 | 1,009 | 469 | Nov. | |
| 12月 | 1,336 | 1,196 | 141 | 130 | 10 | 1,638 | 120 | 1,518 | 998 | 520 | Dec. | |

| 年 月 | 外 衣 Outerwear | | | | | | | | | | Year, Quarter and Month | |
|-------------|---|--------|--------------|-----------------|-------------------|--------------------------------|--------|--------------|-----------------|-------------------|-------------------------|--|
| | (12) アウターシャツ・スポーツシャツ・Tシャツ Outer shirts, sports shirts and T-shirts | | | | | (13) その他の外衣 Other Outerwear | | | | | Year, Quarter and Month | |
| | 計 | ニット製 | 織物製 | 成年男子・少年用 | 成年女子・少女用 | 計 | ニット製 | 織物製 | 成年男子・少年用 | 成年女子・少女用 | | |
| | Total | Knit | Woven fabric | Men's and boy's | Women's and girls | Total | Knit | Woven fabric | Men's and boy's | Women's and girls | | |
| 平成11年 | 55,615 | 52,528 | 3,087 | 1,592 | 1,495 | 26,331 | 21,750 | 4,581 | 1,916 | 2,665 | C. Y. 1999 | |
| 12 | 46,120 | 43,542 | 2,579 | 1,080 | 1,499 | 25,646 | 21,184 | 4,462 | 1,701 | 2,761 | 2000 | |
| 13 | 38,388 | 36,512 | 1,876 | 838 | 1,038 | 20,975 | 17,733 | 3,242 | 1,272 | 1,970 | 2001 | |
| 14 | 41,525 | 39,378 | 2,147 | 1,034 | 1,113 | 14,676 | 12,982 | 1,694 | 317 | 1,377 | 2002 | |
| 15 | 35,266 | 32,824 | 2,442 | 1,256 | 1,187 | 11,907 | 10,926 | 982 | 99 | 882 | 2003 | |
| 平成13年度 | 38,706 | 36,762 | 1,943 | 910 | 1,034 | 19,678 | 16,862 | 2,816 | 1,062 | 1,753 | F. Y. 2001 | |
| 14 | 40,183 | 37,950 | 2,233 | 1,011 | 1,222 | 13,978 | 12,476 | 1,502 | 240 | 1,262 | 2002 | |
| 平成15年 1月～3月 | 9,504 | 8,799 | 705 | 284 | 421 | 2,973 | 2,684 | 289 | 33 | 256 | Q 1 2003 | |
| 4月～6月 | 9,726 | 9,086 | 640 | 293 | 347 | 3,275 | 2,991 | 284 | 25 | 258 | Q 2 | |
| 7月～9月 | 8,614 | 8,038 | 576 | 338 | 238 | 2,720 | 2,508 | 213 | 22 | 191 | Q 3 | |
| 10月～12月 | 7,421 | 6,901 | 521 | 341 | 180 | 2,939 | 2,743 | 196 | 19 | 177 | Q 4 | |
| 平成15年 1月 | 2,821 | 2,660 | 160 | 89 | 72 | 901 | 825 | 76 | 10 | 66 | Jan. 2003 | |
| 2月 | 3,190 | 2,869 | 321 | 71 | 250 | 966 | 869 | 97 | 11 | 86 | Feb. | |
| 3月 | 3,494 | 3,270 | 224 | 124 | 100 | 1,106 | 990 | 117 | 13 | 104 | Mar. | |
| 4月 | 3,570 | 3,318 | 252 | 112 | 139 | 1,187 | 1,066 | 121 | 10 | 111 | Apr. | |
| 5月 | 3,227 | 3,034 | 193 | 98 | 95 | 1,045 | 959 | 86 | 6 | 80 | May | |
| 6月 | 2,929 | 2,734 | 195 | 82 | 113 | 1,042 | 966 | 76 | 9 | 67 | Jun. | |
| 7月 | 3,224 | 2,995 | 229 | 124 | 104 | 964 | 869 | 95 | 7 | 89 | Jul. | |
| 8月 | 2,768 | 2,609 | 159 | 94 | 65 | 808 | 742 | 66 | 8 | 58 | Aug. | |
| 9月 | 2,623 | 2,434 | 189 | 119 | 70 | 948 | 896 | 52 | 7 | 45 | Sep. | |
| 10月 | 2,422 | 2,246 | 176 | 118 | 58 | 979 | 926 | 53 | 8 | 45 | Oct. | |
| 11月 | 2,424 | 2,249 | 175 | 118 | 57 | 970 | 900 | 69 | 5 | 64 | Nov. | |
| 12月 | 2,576 | 2,406 | 170 | 105 | 65 | 991 | 917 | 74 | 6 | 68 | Dec. | |

ニット・衣服縫製品—生産内訳 Breakdown of production by Knit and Sewn clothing products

| 年 月 | 下 着 Underwear 単位：1,000点 Unit : 1,000number | | | | | | | | | | Year, Quarter and Month |
|-------------|--|--------------------------|------------------------|---------------------------------|-----------------------------------|------------|--|------------------------|---------------------------------|-----------------------------------|--|
| | 計 Total | ② 下着計 (①~④) Underwear | | | | 計 Total | ① アンダーシャツ・クレープシャツ Undershirts and crapeshirts | | | | |
| | | ニット製 Knit | 織物製 Woven fabric | 成年男子 ・少年用 Men's and boy's | 成年女子 ・少女用 Women's and girls | | ニット製 Knit | 織物製 Woven fabric | 成年男子 ・少年用 Men's and boy's | 成年女子 ・少女用 Women's and girls | |
| 平成11年 | 229,666 | 209,570 | 20,096 | 9,513 | 10,583 | 88,277 | 87,187 | 1,090 | 965 | 125 | C. Y. 1999 2000 2001 2002 2003 |
| 12 | 196,942 | 177,771 | 19,171 | 8,576 | 10,596 | 71,493 | 70,297 | 1,195 | 953 | 243 | |
| 13 | 157,729 | 137,290 | 20,440 | 10,573 | 9,867 | 56,697 | 55,529 | 1,167 | 957 | 210 | |
| 14 | 135,517 | 119,792 | 15,725 | 7,727 | 7,999 | 46,509 | 45,779 | 730 | 575 | 155 | |
| 15 | 121,181 | 108,235 | 12,947 | 5,757 | 7,190 | 42,033 | 41,613 | 420 | 266 | 154 | |
| 平成13年度 | 151,035 | 131,893 | 19,142 | 9,779 | 9,363 | 54,386 | 53,262 | 1,124 | 932 | 192 | F. Y. 2001 2002 |
| 14 | 131,613 | 116,834 | 14,779 | 6,892 | 7,887 | 45,285 | 44,678 | 606 | 452 | 155 | |
| 平成15年 1月~3月 | 30,289 | 26,889 | 3,400 | 1,498 | 1,902 | 10,989 | 10,897 | 93 | 71 | 21 | Q 1 2003 |
| 4月~6月 | 30,988 | 27,511 | 3,477 | 1,561 | 1,916 | 11,105 | 10,975 | 130 | 93 | 37 | Q 2 |
| 7月~9月 | 29,820 | 26,643 | 3,177 | 1,427 | 1,750 | 10,020 | 9,949 | 72 | 35 | 37 | Q 3 |
| 10月~12月 | 30,084 | 27,192 | 2,892 | 1,271 | 1,621 | 9,918 | 9,792 | 126 | 68 | 59 | Q 4 |
| 平成15年 1月 | 10,042 | 8,937 | 1,105 | 486 | 619 | 3,456 | 3,433 | 23 | 16 | 7 | Jan. 2003 |
| 2月 | 9,979 | 8,859 | 1,120 | 522 | 598 | 3,640 | 3,607 | 33 | 26 | 7 | Feb. |
| 3月 | 10,268 | 9,093 | 1,175 | 489 | 686 | 3,894 | 3,857 | 37 | 30 | 7 | Mar. |
| 4月 | 10,073 | 8,899 | 1,175 | 497 | 678 | 3,695 | 3,656 | 38 | 31 | 7 | Apr. |
| 5月 | 10,468 | 9,329 | 1,139 | 482 | 657 | 3,852 | 3,803 | 49 | 34 | 15 | May |
| 6月 | 10,447 | 9,283 | 1,164 | 583 | 581 | 3,559 | 3,516 | 43 | 28 | 15 | Jun. |
| 7月 | 10,420 | 9,331 | 1,089 | 490 | 600 | 3,565 | 3,529 | 36 | 19 | 16 | Jul. |
| 8月 | 9,554 | 8,480 | 1,074 | 493 | 581 | 3,138 | 3,118 | 20 | 6 | 14 | Aug. |
| 9月 | 9,846 | 8,832 | 1,014 | 444 | 570 | 3,317 | 3,301 | 16 | 9 | 7 | Sep. |
| 10月 | 10,241 | 9,277 | 964 | 403 | 561 | 3,449 | 3,404 | 45 | 22 | 23 | Oct. |
| 11月 | 9,902 | 8,977 | 924 | 380 | 544 | 3,427 | 3,384 | 43 | 20 | 23 | Nov. |
| 12月 | 9,941 | 8,937 | 1,004 | 488 | 516 | 3,042 | 3,004 | 38 | 25 | 13 | Dec. |

| 年 月 | 下 着 Underwear 単位：1,000点 Unit : 1,000number | | | | | | | | | | Year, Quarter and Month |
|-------------|--|---------------------------------------|------------------------|---------------------------------|-----------------------------------|------------|-----------------|------------------------|---------------------------------|-----------------------------------|--|
| | 計 Total | ② スリッパ・ペチコート類 Slips and petticoats | | | | 計 Total | ③ パンツ類 Pants | | | | |
| | | ニット製 Knit | 織物製 Woven fabric | 成年男子 ・少年用 Men's and boy's | 成年女子 ・少女用 Women's and girls | | ニット製 Knit | 織物製 Woven fabric | 成年男子 ・少年用 Men's and boy's | 成年女子 ・少女用 Women's and girls | |
| 平成11年 | 15,663 | 10,565 | 5,098 | ... | 5,098 | 109,864 | 96,788 | 13,076 | 8,412 | 4,664 | C. Y. 1999 2000 2001 2002 2003 |
| 12 | 12,961 | 8,149 | 4,812 | ... | 4,812 | 99,281 | 87,282 | 11,999 | 7,564 | 4,435 | |
| 13 | 10,534 | 6,669 | 3,865 | ... | 3,865 | 76,399 | 62,105 | 14,294 | 9,604 | 4,691 | |
| 14 | 8,186 | 5,351 | 2,835 | ... | 2,835 | 67,124 | 55,891 | 11,233 | 7,140 | 4,093 | |
| 15 | 7,639 | 5,653 | 1,986 | ... | 1,986 | 59,837 | 49,941 | 9,896 | 5,478 | 4,418 | |
| 平成13年度 | 9,587 | 5,974 | 3,613 | ... | 3,613 | 72,751 | 59,452 | 13,299 | 8,835 | 4,464 | F. Y. 2001 2002 |
| 14 | 8,084 | 5,359 | 2,725 | ... | 2,725 | 64,965 | 54,363 | 10,602 | 6,428 | 4,174 | |
| 平成15年 1月~3月 | 1,889 | 1,253 | 636 | ... | 636 | 14,648 | 12,163 | 2,485 | 1,423 | 1,061 | Q 1 2003 |
| 4月~6月 | 1,805 | 1,350 | 455 | ... | 455 | 15,319 | 12,621 | 2,698 | 1,466 | 1,232 | Q 2 |
| 7月~9月 | 1,951 | 1,495 | 456 | ... | 456 | 14,601 | 12,079 | 2,522 | 1,389 | 1,133 | Q 3 |
| 10月~12月 | 1,995 | 1,556 | 439 | ... | 439 | 15,270 | 13,078 | 2,192 | 1,200 | 992 | Q 4 |
| 平成15年 1月 | 580 | 372 | 208 | ... | 208 | 4,973 | 4,160 | 813 | 469 | 344 | Jan. 2003 |
| 2月 | 605 | 402 | 203 | ... | 203 | 4,850 | 4,026 | 825 | 495 | 330 | Feb. |
| 3月 | 705 | 479 | 225 | ... | 225 | 4,824 | 3,977 | 846 | 459 | 388 | Mar. |
| 4月 | 591 | 423 | 168 | ... | 168 | 4,934 | 4,039 | 895 | 465 | 430 | Apr. |
| 5月 | 621 | 478 | 143 | ... | 143 | 5,103 | 4,231 | 872 | 447 | 426 | May |
| 6月 | 593 | 449 | 144 | ... | 144 | 5,281 | 4,351 | 930 | 554 | 376 | Jun. |
| 7月 | 594 | 450 | 144 | ... | 144 | 5,123 | 4,256 | 867 | 469 | 398 | Jul. |
| 8月 | 585 | 444 | 140 | ... | 140 | 4,740 | 3,866 | 874 | 486 | 388 | Aug. |
| 9月 | 772 | 600 | 171 | ... | 171 | 4,738 | 3,957 | 782 | 434 | 347 | Sep. |
| 10月 | 683 | 525 | 158 | ... | 158 | 5,106 | 4,392 | 715 | 380 | 335 | Oct. |
| 11月 | 607 | 470 | 137 | ... | 137 | 4,951 | 4,247 | 703 | 359 | 344 | Nov. |
| 12月 | 704 | 561 | 144 | ... | 144 | 5,213 | 4,439 | 774 | 462 | 313 | Dec. |

ニット・衣服縫製品一生産内訳 Breakdown of production by Knit and Sewn clothing products

| 年 月 | 下 着 単位：1,000点 Underwear Unit：1,000number | | | | | 寝着類 単位：1,000点 (Pajamas and negligees) Unit：1,000number | | | | | Year, Quarter and Month |
|-------------|---|-----------------------------|------------------------|---------------------------------|-----------------------------------|---|--------------|------------------------|---------------------------------|-----------------------------------|--|
| | 計 Total | ④ その他の下着 Other Underwear | | | | 計 Total | ニット製 Knit | 織物製 Woven fabric | 成年男子 ・少年用 Men's and boy's | 成年女子 ・少女用 Women's and girls | |
| | | ニット製 Knit | 織物製 Woven fabric | 成年男子 ・少年用 Men's and boy's | 成年女子 ・少女用 Women's and girls | | | | | | |
| 平成11年 | 15,862 | 15,029 | 832 | 137 | 695 | 11,571 | 5,452 | 6,120 | 1,283 | 4,837 | C. Y. 1999 2000 2001 2002 2003 |
| 12 | 13,207 | 12,043 | 1,165 | 59 | 1,106 | 9,109 | 4,333 | 4,777 | 1,041 | 3,736 | |
| 13 | 14,099 | 12,986 | 1,113 | 12 | 1,101 | 7,546 | 3,890 | 3,657 | 555 | 3,102 | |
| 14 | 13,699 | 12,772 | 927 | 12 | 915 | 5,454 | 3,187 | 2,267 | 430 | 1,837 | |
| 15 | 11,671 | 11,028 | 644 | 12 | 632 | 4,646 | 2,709 | 1,937 | 413 | 1,524 | |
| 平成13年度 | 14,311 | 13,205 | 1,107 | 12 | 1,095 | 7,241 | 3,792 | 3,450 | 508 | 2,941 | F. Y. 2001 2002 |
| 14 | 13,279 | 12,434 | 845 | 12 | 833 | 4,932 | 2,928 | 2,004 | 418 | 1,586 | |
| 平成15年 1月～3月 | 2,763 | 2,577 | 186 | 3 | 183 | 1,119 | 637 | 482 | 103 | 379 | Q 1 2003 |
| 4月～6月 | 2,760 | 2,565 | 195 | 3 | 192 | 1,106 | 592 | 514 | 118 | 395 | Q 2 |
| 7月～9月 | 3,248 | 3,120 | 128 | 3 | 125 | 1,219 | 752 | 467 | 75 | 391 | Q 3 |
| 10月～12月 | 2,901 | 2,767 | 135 | 3 | 132 | 1,202 | 728 | 474 | 116 | 358 | Q 4 |
| 平成15年 1月 | 1,033 | 972 | 61 | 1 | 60 | 367 | 212 | 154 | 30 | 124 | Jan. 2003 |
| 2月 | 884 | 825 | 59 | 1 | 58 | 364 | 210 | 154 | 34 | 120 | Feb. |
| 3月 | 846 | 780 | 67 | 1 | 66 | 388 | 214 | 174 | 39 | 135 | Mar. |
| 4月 | 854 | 780 | 74 | 1 | 73 | 384 | 205 | 178 | 40 | 138 | Apr. |
| 5月 | 892 | 817 | 75 | 1 | 74 | 363 | 188 | 175 | 42 | 133 | May |
| 6月 | 1,014 | 967 | 47 | 1 | 46 | 360 | 200 | 160 | 36 | 124 | Jun. |
| 7月 | 1,138 | 1,095 | 42 | 1 | 41 | 405 | 242 | 163 | 25 | 138 | Jul. |
| 8月 | 1,091 | 1,051 | 41 | 1 | 40 | 412 | 259 | 153 | 24 | 130 | Aug. |
| 9月 | 1,018 | 974 | 45 | 1 | 44 | 402 | 251 | 150 | 27 | 124 | Sep. |
| 10月 | 1,003 | 956 | 46 | 1 | 45 | 459 | 292 | 166 | 40 | 127 | Oct. |
| 11月 | 917 | 876 | 41 | 1 | 40 | 369 | 214 | 156 | 38 | 117 | Nov. |
| 12月 | 981 | 934 | 48 | 1 | 47 | 374 | 222 | 152 | 38 | 114 | Dec. |

| 年 月 | 靴 下 単位：1,000点 Hosiery Unit：1,000number | | | Year, Quarter and Month |
|-------------|---|--------------------------|-------------------------------|--|
| | 計 Total | パンティストッキング Panty hose | 短靴下類 Socks (Other hosiery) | |
| | | ニット製 Knit | ニット製 Knit | |
| 平成11年 | 819,947 | 499,246 | 320,701 | C. Y. 1999 2000 2001 2002 2003 |
| 12 | 757,854 | 478,421 | 279,432 | |
| 13 | 718,869 | 457,144 | 261,726 | |
| 14 | 633,198 | 392,983 | 240,215 | |
| 15 | 553,260 | 345,330 | 207,930 | |
| 平成13年度 | 695,349 | 439,675 | 255,674 | F. Y. 2001 2002 |
| 14 | 627,164 | 388,345 | 238,819 | |
| 平成15年 1月～3月 | 147,923 | 91,394 | 56,528 | Q 1 2003 |
| 4月～6月 | 148,937 | 92,830 | 56,107 | Q 2 |
| 7月～9月 | 129,772 | 80,679 | 49,092 | Q 3 |
| 10月～12月 | 126,628 | 80,426 | 46,202 | Q 4 |
| 平成15年 1月 | 48,473 | 30,201 | 18,272 | Jan. 2003 |
| 2月 | 49,394 | 29,969 | 19,425 | Feb. |
| 3月 | 50,055 | 31,224 | 18,831 | Mar. |
| 4月 | 51,995 | 33,426 | 18,570 | Apr. |
| 5月 | 49,400 | 30,379 | 19,020 | May |
| 6月 | 47,542 | 29,025 | 18,516 | Jun. |
| 7月 | 46,531 | 28,584 | 17,946 | Jul. |
| 8月 | 41,327 | 25,583 | 15,744 | Aug. |
| 9月 | 41,914 | 26,513 | 15,402 | Sep. |
| 10月 | 44,839 | 28,728 | 16,111 | Oct. |
| 11月 | 41,394 | 26,218 | 15,176 | Nov. |
| 12月 | 40,395 | 25,480 | 14,915 | Dec. |

製綿・ふとん Wadding and Futon

| 年 月 | 製綿計 (1)~(2) Wadding total | | | | | | | | 単位：トン Unit: t | Year, Quarter and Month |
|-------------|--------------------------------|-----------------------------|---------------------------------|----------------------------|----------------|--------------------------------|---------------|-------------------------------|------------------|-------------------------------|
| | 生産数量 Production Quantity | 受入数量 Receipt Quantity | 消費数量 Consumption Quantity | 出荷数量 Shipments Quantity | | | | 在庫数量 Inventory Quantity | | |
| | | | | 計 Total | 販売 Sales | | その他 Others | | | |
| | | | | | 数量 Quantity | 金額(百万円) Value (Million yen) | | | | |
| 平成11年 | 20,567 | 823 | 14,216 | 7,380 | 6,777 | 3,470 | 603 | 560 | C. Y. 1999 | |
| 12 | 18,318 | 934 | 12,625 | 6,720 | 5,876 | 2,672 | 844 | 498 | 2000 | |
| 13 | 17,086 | 498 | 11,339 | 6,152 | 5,444 | 2,346 | 708 | 558 | 2001 | |
| 14 | 15,282 | 290 | 9,554 | 6,054 | 5,475 | 2,084 | 580 | 403 | 2002 | |
| 15 | 14,975 | 265 | 9,774 | 5,468 | 4,929 | 1,954 | 539 | 372 | 2003 | |
| 平成13年度 | 16,474 | 398 | 10,823 | 5,995 | 5,366 | 2,281 | 629 | 391 | F. Y. 2001 | |
| 14 | 15,148 | 258 | 9,486 | 5,937 | 5,389 | 2,028 | 548 | 362 | 2002 | |
| 平成15年 1月~3月 | 3,662 | 60 | 2,395 | 1,364 | 1,228 | 476 | 137 | 362 | Q 1 2003 | |
| 4月~6月 | 3,299 | 63 | 2,081 | 1,263 | 1,135 | 433 | 128 | 378 | Q 2 | |
| 7月~9月 | 3,812 | 71 | 2,513 | 1,364 | 1,233 | 481 | 132 | 376 | Q 3 | |
| 10月~12月 | 4,202 | 72 | 2,784 | 1,476 | 1,334 | 564 | 143 | 372 | Q 4 | |
| 平成15年 1月 | 1,243 | 20 | 811 | 459 | 413 | 161 | 47 | 395 | Jan. 2003 | |
| 2月 | 1,155 | 20 | 751 | 457 | 412 | 156 | 45 | 360 | Feb. | |
| 3月 | 1,264 | 20 | 833 | 448 | 403 | 158 | 45 | 362 | Mar. | |
| 4月 | 1,147 | 19 | 710 | 463 | 416 | 149 | 47 | 354 | Apr. | |
| 5月 | 1,075 | 23 | 672 | 420 | 376 | 147 | 44 | 359 | May | |
| 6月 | 1,077 | 21 | 699 | 380 | 343 | 137 | 37 | 378 | Jun. | |
| 7月 | 1,249 | 20 | 826 | 449 | 406 | 158 | 43 | 373 | Jul. | |
| 8月 | 1,205 | 27 | 801 | 429 | 389 | 142 | 39 | 371 | Aug. | |
| 9月 | 1,358 | 24 | 887 | 487 | 437 | 180 | 49 | 376 | Sep. | |
| 10月 | 1,546 | 26 | 1,027 | 534 | 485 | 207 | 49 | 384 | Oct. | |
| 11月 | 1,344 | 23 | 889 | 470 | 425 | 177 | 45 | 380 | Nov. | |
| 12月 | 1,312 | 24 | 868 | 473 | 424 | 179 | 48 | 372 | Dec. | |

| 年 月 | 合成繊維 (1) Synthetic fiber | | | | | | | | 単位：トン Unit: t | Year, Quarter and Month |
|-------------|--------------------------------|-----------------------------|---------------------------------|----------------------------|----------------|--------------------------------|---------------|-------------------------------|------------------|-------------------------------|
| | 生産数量 Production Quantity | 受入数量 Receipt Quantity | 消費数量 Consumption Quantity | 出荷数量 Shipments Quantity | | | | 在庫数量 Inventory Quantity | | |
| | | | | 計 Total | 販売 Sales | | その他 Others | | | |
| | | | | | 数量 Quantity | 金額(百万円) Value (Million yen) | | | | |
| 平成11年 | 11,384 | 342 | 6,794 | 5,012 | 4,673 | 1,996 | 339 | 192 | C. Y. 1999 | |
| 12 | 10,897 | 409 | 6,408 | 4,866 | 4,390 | 1,779 | 476 | 215 | 2000 | |
| 13 | 10,788 | 198 | 6,239 | 4,662 | 4,254 | 1,563 | 408 | 298 | 2001 | |
| 14 | 9,901 | 121 | 5,217 | 4,811 | 4,406 | 1,469 | 405 | 181 | 2002 | |
| 15 | 9,563 | 107 | 5,136 | 4,509 | 4,116 | 1,426 | 394 | 169 | 2003 | |
| 平成13年度 | 10,451 | 155 | 5,979 | 4,545 | 4,165 | 1,503 | 381 | 180 | F. Y. 2001 | |
| 14 | 9,816 | 104 | 5,112 | 4,811 | 4,408 | 1,462 | 404 | 157 | 2002 | |
| 平成15年 1月~3月 | 2,263 | 21 | 1,188 | 1,114 | 1,014 | 352 | 100 | 157 | Q 1 2003 | |
| 4月~6月 | 2,090 | 25 | 1,040 | 1,066 | 966 | 318 | 100 | 161 | Q 2 | |
| 7月~9月 | 2,542 | 33 | 1,411 | 1,145 | 1,053 | 357 | 93 | 168 | Q 3 | |
| 10月~12月 | 2,668 | 29 | 1,496 | 1,184 | 1,083 | 399 | 101 | 169 | Q 4 | |
| 平成15年 1月 | 774 | 6 | 413 | 365 | 330 | 116 | 35 | 181 | Jan. 2003 | |
| 2月 | 718 | 7 | 374 | 379 | 348 | 118 | 32 | 151 | Feb. | |
| 3月 | 771 | 8 | 402 | 369 | 336 | 117 | 33 | 157 | Mar. | |
| 4月 | 741 | 7 | 363 | 392 | 357 | 110 | 35 | 149 | Apr. | |
| 5月 | 670 | 8 | 329 | 351 | 317 | 108 | 34 | 146 | May | |
| 6月 | 679 | 9 | 348 | 323 | 291 | 100 | 31 | 161 | Jun. | |
| 7月 | 809 | 9 | 439 | 379 | 349 | 115 | 30 | 159 | Jul. | |
| 8月 | 822 | 13 | 463 | 363 | 334 | 106 | 29 | 162 | Aug. | |
| 9月 | 911 | 11 | 509 | 403 | 369 | 136 | 34 | 168 | Sep. | |
| 10月 | 1,008 | 10 | 571 | 435 | 403 | 151 | 32 | 177 | Oct. | |
| 11月 | 848 | 9 | 478 | 372 | 339 | 125 | 33 | 175 | Nov. | |
| 12月 | 811 | 10 | 448 | 377 | 341 | 123 | 35 | 169 | Dec. | |

製綿・ふとん Wadding and Futon

| 年 月 | その他(羊毛を含む)(2) Other wadding (wool included) | | | | | | | 単位：トン Unit: t | Year, Quarter and Month |
|-------------|--|-----------------------------|---------------------------------|----------------------------|----------------|--------------------------------|-------------------------------|------------------|--|
| | 生産数量 Production Quantity | 受入数量 Receipt Quantity | 消費数量 Consumption Quantity | 出荷数量 Shipments Quantity | | | 在庫数量 Inventory Quantity | | |
| | | | | 計 Total | 販売 Sales | | | その他 Others | |
| | | | | | 数量 Quantity | 金額(百万円) Value (Million yen) | | | |
| 平成11年 | 9,184 | 482 | 7,422 | 2,368 | 2,104 | 1,474 | 264 | 368 | C. Y. 1999 2000 2001 2002 2003 |
| 12 | 7,421 | 525 | 6,217 | 1,854 | 1,486 | 893 | 368 | 284 | |
| 13 | 6,297 | 300 | 5,100 | 1,489 | 1,190 | 783 | 300 | 260 | |
| 14 | 5,381 | 169 | 4,338 | 1,243 | 1,068 | 614 | 175 | 223 | |
| 15 | 5,412 | 158 | 4,638 | 959 | 813 | 527 | 146 | 203 | |
| 平成13年度 | 6,023 | 243 | 4,844 | 1,450 | 1,201 | 778 | 249 | 211 | F. Y. 2001 2002 |
| 14 | 5,332 | 154 | 4,374 | 1,125 | 981 | 566 | 145 | 205 | |
| 平成15年 1月～3月 | 1,399 | 39 | 1,207 | 250 | 213 | 124 | 37 | 205 | Q 1 2003 |
| 4月～6月 | 1,209 | 39 | 1,041 | 197 | 169 | 115 | 28 | 216 | Q 2 |
| 7月～9月 | 1,270 | 38 | 1,102 | 219 | 180 | 124 | 39 | 208 | Q 3 |
| 10月～12月 | 1,534 | 43 | 1,288 | 292 | 251 | 165 | 42 | 203 | Q 4 |
| 平成15年 1月 | 469 | 13 | 398 | 94 | 82 | 45 | 12 | 214 | Jan. 2003 |
| 2月 | 437 | 13 | 377 | 78 | 64 | 37 | 13 | 210 | Feb. |
| 3月 | 493 | 12 | 431 | 79 | 67 | 41 | 12 | 205 | Mar. |
| 4月 | 406 | 12 | 348 | 71 | 59 | 39 | 12 | 205 | Apr. |
| 5月 | 404 | 15 | 342 | 69 | 59 | 39 | 10 | 214 | May |
| 6月 | 399 | 12 | 351 | 57 | 52 | 37 | 6 | 216 | Jun. |
| 7月 | 440 | 11 | 387 | 70 | 57 | 43 | 13 | 214 | Jul. |
| 8月 | 383 | 14 | 338 | 65 | 55 | 36 | 10 | 208 | Aug. |
| 9月 | 446 | 13 | 378 | 84 | 68 | 44 | 15 | 208 | Sep. |
| 10月 | 538 | 15 | 456 | 99 | 82 | 56 | 17 | 208 | Oct. |
| 11月 | 496 | 13 | 412 | 98 | 86 | 52 | 12 | 205 | Nov. |
| 12月 | 501 | 14 | 420 | 96 | 83 | 56 | 13 | 203 | Dec. |

| 年 月 | ふとん計 (1)～(4) Futon total | | | | | | | 単位：1000枚 Unit: 1000 sheet | Year, Quarter and Month |
|-------------|--------------------------------|-----------------------------|----------------------------|----------------|--------------------------------|-------------------------------|---------------|--|-------------------------------|
| | 生産数量 Production Quantity | 受入数量 Receipt Quantity | 出荷数量 Shipments Quantity | | | 在庫数量 Inventory Quantity | | | |
| | | | 計 Total | 販売 Sales | | | その他 Others | | |
| | | | | 数量 Quantity | 金額(百万円) Value (Million yen) | | | | |
| 平成11年 | 11,258 | 1,274 | 12,594 | 11,594 | 69,653 | 1,000 | 505 | C. Y. 1999 2000 2001 2002 2003 | |
| 12 | 10,079 | 1,169 | 11,404 | 10,443 | 64,390 | 961 | 441 | | |
| 13 | 8,991 | 1,144 | 10,158 | 9,375 | 57,532 | 783 | 350 | | |
| 14 | 7,676 | 939 | 8,680 | 7,776 | 51,505 | 904 | 282 | | |
| 15 | 7,068 | 848 | 8,000 | 7,063 | 47,018 | 938 | 290 | | |
| 平成13年度 | 8,603 | 1,097 | 9,730 | 8,921 | 55,988 | 809 | 324 | F. Y. 2001 2002 | |
| 14 | 7,459 | 905 | 8,444 | 7,538 | 49,696 | 906 | 277 | | |
| 平成15年 1月～3月 | 1,728 | 217 | 1,970 | 1,747 | 11,993 | 224 | 277 | Q 1 2003 | |
| 4月～6月 | 1,527 | 200 | 1,758 | 1,570 | 10,112 | 188 | 270 | Q 2 | |
| 7月～9月 | 1,719 | 194 | 1,907 | 1,680 | 10,726 | 227 | 301 | Q 3 | |
| 10月～12月 | 2,095 | 236 | 2,364 | 2,065 | 14,187 | 299 | 290 | Q 4 | |
| 平成15年 1月 | 589 | 71 | 663 | 581 | 4,041 | 82 | 283 | Jan. 2003 | |
| 2月 | 557 | 71 | 637 | 567 | 3,897 | 70 | 282 | Feb. | |
| 3月 | 581 | 76 | 670 | 598 | 4,054 | 71 | 277 | Mar. | |
| 4月 | 528 | 74 | 605 | 540 | 3,506 | 66 | 281 | Apr. | |
| 5月 | 512 | 67 | 593 | 531 | 3,394 | 62 | 275 | May | |
| 6月 | 487 | 59 | 560 | 499 | 3,212 | 60 | 270 | Jun. | |
| 7月 | 533 | 56 | 591 | 528 | 3,280 | 64 | 276 | Jul. | |
| 8月 | 538 | 62 | 599 | 523 | 3,358 | 76 | 286 | Aug. | |
| 9月 | 648 | 76 | 717 | 629 | 4,089 | 88 | 301 | Sep. | |
| 10月 | 760 | 85 | 857 | 755 | 5,094 | 102 | 297 | Oct. | |
| 11月 | 674 | 67 | 751 | 653 | 4,513 | 98 | 294 | Nov. | |
| 12月 | 661 | 85 | 756 | 658 | 4,580 | 99 | 290 | Dec. | |

製綿・ふとん Wadding and Futon

| 年 月 | 掛ふとん (1) Comforters | | | | | | | 単位：1000枚 Unit：1000 sheet | Year, Quarter and Month |
|-------------|--------------------------------|-----------------------------|----------------------------|----------------|---------------------------------|-----------------|-------------------------------|--|-------------------------------|
| | 生産数量 Production Quantity | 受入数量 Receipt Quantity | 出荷数量 Shipments Quantity | | | | 在庫数量 Inventory Quantity | | |
| | | | 計 Total | 販売 Sales | | そ の 他 Others | | | |
| | | | | 数量 Quantity | 金額 (百万円) Value (Million yen) | | | | |
| 平成11年 | 3,516 | 348 | 3,897 | 3,563 | 11,509 | 334 | 105 | C. Y. 1999 2000 2001 2002 2003 | |
| 12 | 2,924 | 267 | 3,237 | 2,953 | 10,773 | 284 | 106 | | |
| 13 | 2,503 | 286 | 2,778 | 2,511 | 9,446 | 267 | 98 | | |
| 14 | 1,742 | 211 | 1,965 | 1,760 | 7,262 | 205 | 81 | | |
| 15 | 1,598 | 200 | 1,822 | 1,581 | 6,473 | 242 | 78 | | |
| 平成13年度 | 2,286 | 271 | 2,561 | 2,309 | 8,845 | 252 | 88 | F. Y. 2001 2002 | |
| 14 | 1,670 | 203 | 1,890 | 1,675 | 6,862 | 215 | 78 | | |
| 平成15年 1月～3月 | 412 | 54 | 474 | 413 | 1,706 | 61 | 78 | Q 1 2003 | |
| 4月～6月 | 390 | 51 | 448 | 386 | 1,520 | 62 | 76 | Q 2 | |
| 7月～9月 | 355 | 43 | 403 | 348 | 1,457 | 55 | 77 | Q 3 | |
| 10月～12月 | 441 | 52 | 497 | 434 | 1,791 | 64 | 78 | Q 4 | |
| 平成15年 | 1月 | 135 | 18 | 152 | 133 | 560 | 19 | 81 | Jan. 2003 |
| | 2月 | 134 | 17 | 155 | 134 | 550 | 20 | 80 | Feb. |
| | 3月 | 143 | 20 | 167 | 145 | 596 | 22 | 78 | Mar. |
| | 4月 | 137 | 19 | 157 | 134 | 536 | 22 | 79 | Apr. |
| | 5月 | 137 | 17 | 159 | 138 | 512 | 21 | 76 | May |
| | 6月 | 117 | 14 | 133 | 114 | 472 | 19 | 76 | Jun. |
| | 7月 | 120 | 13 | 134 | 115 | 462 | 18 | 77 | Jul. |
| | 8月 | 110 | 14 | 127 | 110 | 468 | 18 | 76 | Aug. |
| | 9月 | 125 | 15 | 142 | 123 | 527 | 19 | 77 | Sep. |
| | 10月 | 153 | 15 | 170 | 151 | 625 | 20 | 76 | Oct. |
| | 11月 | 143 | 15 | 159 | 138 | 574 | 21 | 77 | Nov. |
| | 12月 | 144 | 23 | 168 | 145 | 591 | 23 | 78 | Dec. |

| 年 月 | 敷ふとん (2) Underlay | | | | | | | 単位：1000枚 Unit：1000 sheet | Year, Quarter and Month |
|-------------|--------------------------------|-----------------------------|----------------------------|----------------|---------------------------------|-----------------|-------------------------------|--|-------------------------------|
| | 生産数量 Production Quantity | 受入数量 Receipt Quantity | 出荷数量 Shipments Quantity | | | | 在庫数量 Inventory Quantity | | |
| | | | 計 Total | 販売 Sales | | そ の 他 Others | | | |
| | | | | 数量 Quantity | 金額 (百万円) Value (Million yen) | | | | |
| 平成11年 | 3,786 | 307 | 4,162 | 3,884 | 23,432 | 278 | 143 | C. Y. 1999 2000 2001 2002 2003 | |
| 12 | 3,305 | 241 | 3,571 | 3,272 | 20,152 | 300 | 145 | | |
| 13 | 3,035 | 232 | 3,257 | 2,940 | 14,356 | 317 | 124 | | |
| 14 | 2,618 | 174 | 2,819 | 2,519 | 11,552 | 300 | 100 | | |
| 15 | 2,565 | 163 | 2,778 | 2,443 | 11,514 | 335 | 101 | | |
| 平成13年度 | 2,906 | 216 | 3,131 | 2,818 | 13,223 | 313 | 119 | F. Y. 2001 2002 | |
| 14 | 2,569 | 163 | 2,768 | 2,455 | 11,208 | 313 | 97 | | |
| 平成15年 1月～3月 | 654 | 46 | 715 | 627 | 2,920 | 88 | 97 | Q 1 2003 | |
| 4月～6月 | 601 | 42 | 655 | 576 | 2,763 | 79 | 98 | Q 2 | |
| 7月～9月 | 614 | 36 | 659 | 582 | 2,733 | 76 | 102 | Q 3 | |
| 10月～12月 | 695 | 39 | 748 | 657 | 3,098 | 92 | 101 | Q 4 | |
| 平成15年 | 1月 | 219 | 16 | 236 | 208 | 969 | 28 | 103 | Jan. 2003 |
| | 2月 | 211 | 16 | 232 | 202 | 945 | 30 | 102 | Feb. |
| | 3月 | 223 | 15 | 247 | 217 | 1,005 | 30 | 97 | Mar. |
| | 4月 | 201 | 14 | 219 | 193 | 906 | 26 | 97 | Apr. |
| | 5月 | 205 | 14 | 225 | 198 | 965 | 27 | 97 | May |
| | 6月 | 195 | 14 | 211 | 185 | 892 | 26 | 98 | Jun. |
| | 7月 | 208 | 12 | 221 | 196 | 926 | 25 | 100 | Jul. |
| | 8月 | 196 | 12 | 211 | 186 | 863 | 25 | 101 | Aug. |
| | 9月 | 211 | 13 | 227 | 200 | 944 | 27 | 102 | Sep. |
| | 10月 | 237 | 14 | 257 | 227 | 1,070 | 29 | 101 | Oct. |
| | 11月 | 224 | 11 | 238 | 208 | 980 | 30 | 102 | Nov. |
| | 12月 | 235 | 14 | 254 | 222 | 1,048 | 32 | 101 | Dec. |

製綿・ふとん Wadding and Futon

| 年 月 | こたつふとん (3) Kotatsu quilt | | | | | | 単位：1000枚 Unit：1000 sheet | | Year, Quarter and Month |
|-------------|--------------------------------|-----------------------------|----------------------------|----------------|-------------------------------|---------------|-------------------------------|------------|-------------------------------|
| | 生産数量 Production Quantity | 受入数量 Receipt Quantity | 出荷数量 Shipments Quantity | | | | 在庫数量 Inventory Quantity | | |
| | | | 計 Total | 販売 Sales | | その他 Others | | | |
| | | | | 数量 Quantity | 金額(百万円) Value(Million yen) | | | | |
| 平成11年 | 1,497 | 104 | 1,554 | 1,234 | 4,373 | 320 | 164 | C. Y. 1999 | |
| 12 | 1,167 | 68 | 1,343 | 1,029 | 3,388 | 314 | 88 | 2000 | |
| 13 | 916 | 70 | 1,007 | 869 | 2,951 | 138 | 63 | 2001 | |
| 14 | 859 | 55 | 919 | 802 | 2,762 | 116 | 54 | 2002 | |
| 15 | 701 | 40 | 731 | 615 | 2,172 | 116 | 58 | 2003 | |
| 平成13年度 | 909 | 71 | 1,001 | 871 | 2,963 | 130 | 48 | F. Y. 2001 | |
| 14 | 840 | 53 | 894 | 778 | 2,692 | 116 | 51 | 2002 | |
| 平成15年 1月～3月 | 80 | 4 | 87 | 62 | 217 | 26 | 51 | Q 1 2003 | |
| 4月～6月 | 90 | 3 | 95 | 69 | 249 | 27 | 49 | Q 2 | |
| 7月～9月 | 270 | 16 | 262 | 227 | 787 | 35 | 70 | Q 3 | |
| 10月～12月 | 261 | 17 | 286 | 257 | 920 | 29 | 58 | Q 4 | |
| 平成15年 1月 | 30 | 2 | 35 | 26 | 90 | 9 | 52 | Jan. 2003 | |
| 2月 | 26 | 1 | 27 | 18 | 65 | 8 | 51 | Feb. | |
| 3月 | 24 | 1 | 26 | 17 | 62 | 8 | 51 | Mar. | |
| 4月 | 25 | 1 | 28 | 20 | 73 | 8 | 49 | Apr. | |
| 5月 | 25 | 1 | 27 | 18 | 64 | 9 | 49 | May | |
| 6月 | 39 | 1 | 40 | 31 | 111 | 10 | 49 | Jun. | |
| 7月 | 69 | 3 | 69 | 58 | 227 | 11 | 52 | Jul. | |
| 8月 | 86 | 3 | 75 | 64 | 228 | 11 | 65 | Aug. | |
| 9月 | 115 | 9 | 118 | 105 | 333 | 13 | 70 | Sep. | |
| 10月 | 126 | 12 | 141 | 130 | 457 | 11 | 66 | Oct. | |
| 11月 | 80 | 2 | 84 | 75 | 274 | 9 | 63 | Nov. | |
| 12月 | 55 | 3 | 61 | 52 | 189 | 9 | 58 | Dec. | |

| 年 月 | 羽毛・羽根ふとん (4) Down or feather quilt | | | | | | 単位：1000枚 Unit：1000 sheet | | Year, Quarter and Month |
|-------------|---------------------------------------|-----------------------------|----------------------------|----------------|-------------------------------|---------------|-------------------------------|------------|-------------------------------|
| | 生産数量 Production Quantity | 受入数量 Receipt Quantity | 出荷数量 Shipments Quantity | | | | 在庫数量 Inventory Quantity | | |
| | | | 計 Total | 販売 Sales | | その他 Others | | | |
| | | | | 数量 Quantity | 金額(百万円) Value(Million yen) | | | | |
| 平成11年 | 2,459 | 515 | 2,982 | 2,913 | 30,339 | 68 | 94 | C. Y. 1999 | |
| 12 | 2,683 | 593 | 3,253 | 3,190 | 30,077 | 63 | 103 | 2000 | |
| 13 | 2,537 | 556 | 3,116 | 3,055 | 30,779 | 61 | 64 | 2001 | |
| 14 | 2,456 | 499 | 2,977 | 2,694 | 29,929 | 283 | 46 | 2002 | |
| 15 | 2,204 | 445 | 2,669 | 2,424 | 26,859 | 245 | 53 | 2003 | |
| 平成13年度 | 2,502 | 540 | 3,037 | 2,922 | 30,958 | 115 | 70 | F. Y. 2001 | |
| 14 | 2,380 | 486 | 2,893 | 2,631 | 28,935 | 262 | 52 | 2002 | |
| 平成15年 1月～3月 | 582 | 113 | 694 | 645 | 7,150 | 49 | 52 | Q 1 2003 | |
| 4月～6月 | 446 | 104 | 559 | 539 | 5,581 | 20 | 47 | Q 2 | |
| 7月～9月 | 479 | 100 | 583 | 522 | 5,749 | 61 | 51 | Q 3 | |
| 10月～12月 | 697 | 128 | 832 | 718 | 8,378 | 115 | 53 | Q 4 | |
| 平成15年 1月 | 206 | 35 | 241 | 214 | 2,422 | 26 | 48 | Jan. 2003 | |
| 2月 | 186 | 37 | 224 | 212 | 2,338 | 11 | 49 | Feb. | |
| 3月 | 190 | 41 | 230 | 218 | 2,390 | 11 | 52 | Mar. | |
| 4月 | 165 | 39 | 201 | 192 | 1,991 | 9 | 56 | Apr. | |
| 5月 | 144 | 35 | 183 | 178 | 1,852 | 6 | 54 | May | |
| 6月 | 137 | 30 | 175 | 170 | 1,738 | 6 | 47 | Jun. | |
| 7月 | 136 | 28 | 167 | 158 | 1,665 | 9 | 47 | Jul. | |
| 8月 | 146 | 33 | 186 | 164 | 1,799 | 22 | 43 | Aug. | |
| 9月 | 197 | 39 | 230 | 201 | 2,285 | 30 | 51 | Sep. | |
| 10月 | 244 | 44 | 289 | 247 | 2,942 | 42 | 54 | Oct. | |
| 11月 | 227 | 38 | 270 | 232 | 2,685 | 38 | 52 | Nov. | |
| 12月 | 226 | 46 | 274 | 239 | 2,751 | 35 | 53 | Dec. | |

漁網・陸上網 Fishing nets and Ground nets

| 年 月 | 漁網・陸上網計 (1)~(3) Fishing nets and ground nets total | | | | | | 単位：トン Unit: t | Year, Quarter and Month |
|-------------|---|-----------------------------|----------------------------|----------------|-------------------------------|---------------|-------------------------------|--|
| | 生産数量 Production Quantity | 受入数量 Receipt Quantity | 出荷数量 Shipments Quantity | | | | 在庫数量 Inventory Quantity | |
| | | | 計 Total | 販売 Sales | | その他 Others | | |
| | | | | 数量 Quantity | 金額(百万円) Value(Million yen) | | | |
| 平成11年 | 12,567 | 2,703 | 15,297 | 14,265 | 24,610 | 1,031 | 2,659 | C. Y. 1999 2000 2001 2002 2003 |
| 12 | 11,918 | 2,598 | 14,369 | 13,395 | 22,274 | 974 | 2,619 | |
| 13 | 11,210 | 2,182 | 12,983 | 12,098 | 20,233 | 885 | 2,806 | |
| 14 | 10,038 | 1,744 | 11,670 | 11,073 | 19,091 | 597 | 2,270 | |
| 15 | 10,544 | 1,733 | 11,690 | 10,887 | 18,511 | 802 | 2,387 | |
| 平成13年度 | 11,161 | 2,110 | 12,564 | 11,701 | 19,690 | 864 | 2,915 | F. Y. 2001 2002 |
| 14 | 10,002 | 1,718 | 11,642 | 11,058 | 19,141 | 584 | 2,606 | |
| 平成15年 1月~3月 | 2,532 | 449 | 2,553 | 2,386 | 3,852 | 167 | 2,606 | Q 1 2003 |
| 4月~6月 | 2,838 | 459 | 2,980 | 2,742 | 4,723 | 238 | 2,845 | Q 2 |
| 7月~9月 | 2,843 | 450 | 3,570 | 3,364 | 5,839 | 206 | 2,296 | Q 3 |
| 10月~12月 | 2,332 | 376 | 2,587 | 2,396 | 4,097 | 191 | 2,387 | Q 4 |
| 平成15年 1月 | 706 | 129 | 774 | 731 | 1,175 | 43 | 2,311 | Jan. 2003 |
| 2月 | 851 | 158 | 828 | 781 | 1,225 | 47 | 2,465 | Feb. |
| 3月 | 975 | 162 | 951 | 874 | 1,452 | 77 | 2,606 | Mar. |
| 4月 | 894 | 146 | 954 | 841 | 1,437 | 113 | 2,666 | Apr. |
| 5月 | 1,017 | 160 | 1,099 | 1,039 | 1,859 | 60 | 2,717 | May |
| 6月 | 927 | 153 | 927 | 861 | 1,427 | 65 | 2,845 | Jun. |
| 7月 | 993 | 162 | 1,244 | 1,164 | 2,079 | 80 | 2,730 | Jul. |
| 8月 | 1,017 | 161 | 1,257 | 1,193 | 1,985 | 64 | 2,624 | Aug. |
| 9月 | 832 | 127 | 1,069 | 1,007 | 1,775 | 62 | 2,296 | Sep. |
| 10月 | 822 | 124 | 944 | 863 | 1,475 | 81 | 2,282 | Oct. |
| 11月 | 814 | 122 | 854 | 795 | 1,448 | 60 | 2,354 | Nov. |
| 12月 | 696 | 131 | 788 | 738 | 1,174 | 50 | 2,387 | Dec. |

| 年 月 | ナイロン (1) Nylon nets | | | | | | 単位：トン Unit: t | Year, Quarter and Month |
|-------------|--------------------------------|-----------------------------|----------------------------|----------------|-------------------------------|---------------|-------------------------------|--|
| | 生産数量 Production Quantity | 受入数量 Receipt Quantity | 出荷数量 Shipments Quantity | | | | 在庫数量 Inventory Quantity | |
| | | | 計 Total | 販売 Sales | | その他 Others | | |
| | | | | 数量 Quantity | 金額(百万円) Value(Million yen) | | | |
| 平成11年 | 4,003 | 859 | 4,869 | 4,659 | 9,049 | 210 | 490 | C. Y. 1999 2000 2001 2002 2003 |
| 12 | 3,784 | 744 | 4,530 | 4,323 | 8,216 | 207 | 517 | |
| 13 | 3,828 | 530 | 4,447 | 4,250 | 7,865 | 196 | 466 | |
| 14 | 3,262 | 411 | 3,695 | 3,536 | 6,774 | 159 | 480 | |
| 15 | 2,857 | 347 | 3,264 | 3,061 | 6,170 | 202 | 410 | |
| 平成13年度 | 3,793 | 496 | 4,270 | 4,073 | 7,598 | 197 | 530 | F. Y. 2001 2002 |
| 14 | 3,080 | 403 | 3,584 | 3,436 | 6,652 | 149 | 429 | |
| 平成15年 1月~3月 | 755 | 99 | 902 | 868 | 1,683 | 34 | 429 | Q 1 2003 |
| 4月~6月 | 797 | 93 | 930 | 853 | 1,724 | 77 | 388 | Q 2 |
| 7月~9月 | 669 | 90 | 751 | 697 | 1,353 | 55 | 390 | Q 3 |
| 10月~12月 | 636 | 65 | 680 | 644 | 1,411 | 36 | 410 | Q 4 |
| 平成15年 1月 | 238 | 26 | 287 | 282 | 531 | 5 | 454 | Jan. 2003 |
| 2月 | 227 | 32 | 276 | 271 | 535 | 5 | 438 | Feb. |
| 3月 | 290 | 41 | 340 | 315 | 616 | 25 | 429 | Mar. |
| 4月 | 271 | 34 | 319 | 273 | 590 | 46 | 415 | Apr. |
| 5月 | 286 | 32 | 337 | 327 | 624 | 11 | 395 | May |
| 6月 | 240 | 27 | 274 | 254 | 510 | 20 | 388 | Jun. |
| 7月 | 223 | 35 | 252 | 226 | 437 | 25 | 393 | Jul. |
| 8月 | 263 | 30 | 286 | 269 | 486 | 17 | 400 | Aug. |
| 9月 | 183 | 25 | 214 | 201 | 430 | 13 | 390 | Sep. |
| 10月 | 219 | 21 | 232 | 216 | 449 | 16 | 399 | Oct. |
| 11月 | 225 | 18 | 233 | 223 | 537 | 11 | 407 | Nov. |
| 12月 | 192 | 26 | 215 | 206 | 425 | 9 | 410 | Dec. |

漁網・陸上網 Fishing nets and Ground nets

| 年 月 | ポリエステル (2) Polyester nets | | | | | | 単位：トン Unit: t | Year, Quarter and Month |
|-------------|--------------------------------|-----------------------------|----------------------------|----------------|-------------------------------|---------------|-------------------------------|-------------------------------|
| | 生産数量 Production Quantity | 受入数量 Receipt Quantity | 出荷数量 Shipments Quantity | | | | 在庫数量 Inventory Quantity | |
| | | | 計 Total | 販売 Sales | | その他 Others | | |
| | | | | 数量 Quantity | 金額(百万円) Value(Million yen) | | | |
| 平成11年 | 2,463 | 467 | 2,888 | 2,745 | 5,260 | 142 | 965 | C. Y. 1999 |
| 12 | 2,457 | 426 | 2,758 | 2,553 | 4,754 | 205 | 840 | 2000 |
| 13 | 2,118 | 217 | 2,229 | 2,088 | 4,029 | 140 | 917 | 2001 |
| 14 | 1,955 | 181 | 2,105 | 2,023 | 3,846 | 82 | 701 | 2002 |
| 15 | 2,643 | 164 | 2,524 | 2,376 | 4,179 | 148 | 852 | 2003 |
| 平成13年度 | 2,034 | 207 | 2,168 | 2,043 | 3,953 | 125 | 841 | F. Y. 2001 |
| 14 | 2,137 | 180 | 2,234 | 2,148 | 4,009 | 86 | 781 | 2002 |
| 平成15年 1月～3月 | 643 | 48 | 602 | 575 | 995 | 27 | 781 | Q 1 2003 |
| 4月～6月 | 666 | 48 | 667 | 627 | 1,190 | 40 | 825 | Q 2 |
| 7月～9月 | 669 | 36 | 608 | 571 | 964 | 37 | 798 | Q 3 |
| 10月～12月 | 664 | 33 | 647 | 603 | 1,029 | 45 | 852 | Q 4 |
| 平成15年 1月 | 190 | 12 | 188 | 181 | 305 | 7 | 709 | Jan. 2003 |
| 2月 | 232 | 17 | 214 | 206 | 330 | 9 | 743 | Feb. |
| 3月 | 221 | 18 | 200 | 189 | 360 | 11 | 781 | Mar. |
| 4月 | 203 | 19 | 214 | 198 | 386 | 17 | 787 | Apr. |
| 5月 | 256 | 17 | 260 | 246 | 503 | 15 | 798 | May |
| 6月 | 208 | 12 | 192 | 184 | 301 | 9 | 825 | Jun. |
| 7月 | 259 | 12 | 214 | 203 | 356 | 11 | 880 | Jul. |
| 8月 | 194 | 13 | 192 | 180 | 286 | 12 | 895 | Aug. |
| 9月 | 216 | 11 | 202 | 187 | 322 | 14 | 798 | Sep. |
| 10月 | 230 | 10 | 250 | 230 | 394 | 20 | 789 | Oct. |
| 11月 | 230 | 11 | 213 | 202 | 358 | 11 | 818 | Nov. |
| 12月 | 204 | 12 | 184 | 172 | 277 | 13 | 852 | Dec. |

| 年 月 | その他の網 (3) Other nets | | | | | | 単位：トン Unit: t | Year, Quarter and Month |
|-------------|--------------------------------|-----------------------------|----------------------------|----------------|-------------------------------|---------------|-------------------------------|-------------------------------|
| | 生産数量 Production Quantity | 受入数量 Receipt Quantity | 出荷数量 Shipments Quantity | | | | 在庫数量 Inventory Quantity | |
| | | | 計 Total | 販売 Sales | | その他 Others | | |
| | | | | 数量 Quantity | 金額(百万円) Value(Million yen) | | | |
| 平成11年 | 6,101 | 1,378 | 7,540 | 6,861 | 10,301 | 679 | 1,203 | C. Y. 1999 |
| 12 | 5,677 | 1,427 | 7,081 | 6,519 | 9,303 | 562 | 1,262 | 2000 |
| 13 | 5,263 | 1,435 | 6,307 | 5,760 | 8,339 | 548 | 1,423 | 2001 |
| 14 | 4,821 | 1,152 | 5,870 | 5,514 | 8,471 | 356 | 1,089 | 2002 |
| 15 | 5,044 | 1,222 | 5,902 | 5,450 | 8,162 | 452 | 1,125 | 2003 |
| 平成13年度 | 5,334 | 1,406 | 6,126 | 5,584 | 8,139 | 542 | 1,545 | F. Y. 2001 |
| 14 | 4,785 | 1,135 | 5,824 | 5,474 | 8,480 | 350 | 1,396 | 2002 |
| 平成15年 1月～3月 | 1,133 | 302 | 1,049 | 944 | 1,174 | 105 | 1,396 | Q 1 2003 |
| 4月～6月 | 1,375 | 318 | 1,383 | 1,261 | 1,809 | 122 | 1,632 | Q 2 |
| 7月～9月 | 1,505 | 324 | 2,211 | 2,097 | 3,522 | 114 | 1,108 | Q 3 |
| 10月～12月 | 1,031 | 278 | 1,259 | 1,149 | 1,657 | 110 | 1,125 | Q 4 |
| 平成15年 1月 | 278 | 91 | 300 | 268 | 339 | 32 | 1,148 | Jan. 2003 |
| 2月 | 392 | 108 | 338 | 305 | 360 | 33 | 1,285 | Feb. |
| 3月 | 464 | 103 | 411 | 371 | 475 | 41 | 1,396 | Mar. |
| 4月 | 420 | 93 | 421 | 370 | 461 | 50 | 1,464 | Apr. |
| 5月 | 475 | 111 | 502 | 467 | 731 | 35 | 1,525 | May |
| 6月 | 479 | 113 | 461 | 424 | 616 | 37 | 1,632 | Jun. |
| 7月 | 512 | 115 | 778 | 735 | 1,286 | 43 | 1,456 | Jul. |
| 8月 | 559 | 117 | 779 | 743 | 1,213 | 36 | 1,329 | Aug. |
| 9月 | 434 | 92 | 653 | 618 | 1,023 | 35 | 1,108 | Sep. |
| 10月 | 373 | 93 | 463 | 418 | 631 | 45 | 1,095 | Oct. |
| 11月 | 359 | 92 | 408 | 371 | 554 | 38 | 1,129 | Nov. |
| 12月 | 299 | 93 | 388 | 360 | 472 | 28 | 1,125 | Dec. |

合成繊維綱 Synthetic fiber ropes

| 年 月 | 合成繊維綱計 (1)~(3) Synthetic fiber ropes total | | | | | | 単位：トン Unit: t | Year, Quarter and Month |
|-------------|---|-----------------------------|----------------------------|----------------|-------------------------------|---------------|-------------------------------|-------------------------------|
| | 生産数量 Production Quantity | 受入数量 Receipt Quantity | 出荷数量 Shipments Quantity | | | | 在庫数量 Inventory Quantity | |
| | | | 計 Total | 販売 Sales | | その他 Others | | |
| | | | | 数量 Quantity | 金額(百万円) Value(Million yen) | | | |
| 平成11年 | 22,169 | 6,866 | 29,771 | 27,364 | 17,571 | 2,407 | 2,973 | C. Y. 1999 |
| 12 | 21,919 | 6,549 | 28,381 | 25,721 | 16,268 | 2,660 | 3,062 | 2000 |
| 13 | 20,107 | 6,227 | 26,384 | 24,033 | 14,808 | 2,351 | 2,753 | 2001 |
| 14 | 18,963 | 5,451 | 24,422 | 22,150 | 13,654 | 2,272 | 2,384 | 2002 |
| 15 | 19,045 | 5,355 | 24,512 | 22,271 | 13,404 | 2,241 | 2,148 | 2003 |
| 平成13年度 | 19,774 | 6,025 | 25,928 | 23,670 | 14,629 | 2,258 | 2,398 | F. Y. 2001 |
| 14 | 19,078 | 5,439 | 24,490 | 22,272 | 13,655 | 2,218 | 2,408 | 2002 |
| 平成15年 1月~3月 | 4,557 | 1,217 | 5,744 | 5,287 | 3,223 | 457 | 2,408 | Q 1 2003 |
| 4月~6月 | 4,888 | 1,415 | 6,409 | 5,779 | 3,432 | 630 | 2,240 | Q 2 |
| 7月~9月 | 5,126 | 1,405 | 6,643 | 5,970 | 3,581 | 673 | 2,128 | Q 3 |
| 10月~12月 | 4,475 | 1,317 | 5,716 | 5,235 | 3,168 | 481 | 2,148 | Q 4 |
| 平成15年 1月 | 1,420 | 399 | 1,752 | 1,620 | 997 | 132 | 2,446 | Jan. 2003 |
| 2月 | 1,546 | 391 | 1,919 | 1,747 | 1,067 | 171 | 2,464 | Feb. |
| 3月 | 1,590 | 427 | 2,074 | 1,920 | 1,159 | 154 | 2,408 | Mar. |
| 4月 | 1,607 | 462 | 2,106 | 1,895 | 1,107 | 211 | 2,309 | Apr. |
| 5月 | 1,605 | 516 | 2,176 | 1,966 | 1,182 | 211 | 2,254 | May |
| 6月 | 1,676 | 437 | 2,126 | 1,919 | 1,143 | 208 | 2,240 | Jun. |
| 7月 | 1,798 | 468 | 2,170 | 1,959 | 1,169 | 211 | 2,337 | Jul. |
| 8月 | 1,670 | 487 | 2,293 | 2,054 | 1,252 | 239 | 2,201 | Aug. |
| 9月 | 1,657 | 450 | 2,179 | 1,957 | 1,159 | 223 | 2,128 | Sep. |
| 10月 | 1,788 | 474 | 2,283 | 2,090 | 1,239 | 194 | 2,111 | Oct. |
| 11月 | 1,388 | 464 | 1,782 | 1,635 | 1,005 | 147 | 2,119 | Nov. |
| 12月 | 1,299 | 378 | 1,651 | 1,510 | 925 | 141 | 2,148 | Dec. |

| 年 月 | ポリエチレン (1) Polyethylene ropes | | | | | | 単位：トン Unit: t | Year, Quarter and Month |
|-------------|----------------------------------|-----------------------------|----------------------------|----------------|-------------------------------|---------------|-------------------------------|-------------------------------|
| | 生産数量 Production Quantity | 受入数量 Receipt Quantity | 出荷数量 Shipments Quantity | | | | 在庫数量 Inventory Quantity | |
| | | | 計 Total | 販売 Sales | | その他 Others | | |
| | | | | 数量 Quantity | 金額(百万円) Value(Million yen) | | | |
| 平成11年 | 5,287 | 1,906 | 7,341 | 6,773 | 3,587 | 567 | 788 | C. Y. 1999 |
| 12 | 5,080 | 1,784 | 6,943 | 6,357 | 3,361 | 586 | 710 | 2000 |
| 13 | 4,638 | 1,612 | 6,284 | 5,711 | 2,991 | 573 | 605 | 2001 |
| 14 | 4,103 | 1,238 | 5,402 | 4,931 | 2,613 | 470 | 485 | 2002 |
| 15 | 3,838 | 1,320 | 5,178 | 4,713 | 2,426 | 465 | 425 | 2003 |
| 平成13年度 | 4,488 | 1,494 | 6,056 | 5,502 | 2,874 | 554 | 488 | F. Y. 2001 |
| 14 | 4,032 | 1,274 | 5,305 | 4,840 | 2,563 | 464 | 483 | 2002 |
| 平成15年 1月~3月 | 921 | 295 | 1,219 | 1,106 | 577 | 113 | 483 | Q 1 2003 |
| 4月~6月 | 1,054 | 357 | 1,443 | 1,286 | 660 | 157 | 428 | Q 2 |
| 7月~9月 | 1,040 | 364 | 1,381 | 1,273 | 649 | 108 | 451 | Q 3 |
| 10月~12月 | 823 | 303 | 1,135 | 1,048 | 540 | 87 | 425 | Q 4 |
| 平成15年 1月 | 280 | 97 | 391 | 359 | 189 | 32 | 470 | Jan. 2003 |
| 2月 | 324 | 95 | 397 | 356 | 185 | 41 | 492 | Feb. |
| 3月 | 317 | 104 | 430 | 391 | 203 | 39 | 483 | Mar. |
| 4月 | 358 | 107 | 485 | 430 | 219 | 55 | 440 | Apr. |
| 5月 | 353 | 141 | 484 | 425 | 223 | 60 | 450 | May |
| 6月 | 343 | 109 | 474 | 431 | 219 | 43 | 428 | Jun. |
| 7月 | 346 | 113 | 444 | 417 | 208 | 27 | 443 | Jul. |
| 8月 | 327 | 118 | 431 | 388 | 206 | 42 | 457 | Aug. |
| 9月 | 367 | 133 | 506 | 468 | 236 | 39 | 451 | Sep. |
| 10月 | 352 | 102 | 476 | 440 | 225 | 35 | 429 | Oct. |
| 11月 | 234 | 91 | 342 | 313 | 159 | 30 | 395 | Nov. |
| 12月 | 237 | 110 | 317 | 295 | 155 | 22 | 425 | Dec. |

合成繊維網 Synthetic fiber ropes

| 年 月 | ポリプロピレン (2) Polypropylene ropes | | | | | | 単位：トン Unit：t | Year, Quarter and Month | |
|---------|------------------------------------|-----------------------------|----------------------------|----------------|---------------------------------|-------------------------------|-----------------|--|-----------|
| | 生産数量 Production Quantity | 受入数量 Receipt Quantity | 出荷数量 Shipments Quantity | | | 在庫数量 Inventory Quantity | | | |
| | | | 計 Total | 販売 Sales | | | その 他 Others | | |
| | | | | 数量 Quantity | 金額 (百万円) Value (Million yen) | | | | |
| 平成11年 | 8,843 | 2,895 | 11,983 | 11,104 | 6,311 | 879 | 1,007 | C. Y. 1999 2000 2001 2002 2003 | |
| 12 | 8,816 | 2,634 | 11,297 | 10,315 | 5,662 | 982 | 1,161 | | |
| 13 | 8,128 | 2,599 | 10,745 | 9,809 | 5,252 | 936 | 1,101 | | |
| 14 | 7,760 | 2,416 | 10,199 | 9,231 | 4,959 | 968 | 1,014 | | |
| 15 | 8,314 | 2,584 | 10,867 | 9,931 | 5,282 | 936 | 997 | | |
| 平成13年度 | 7,899 | 2,594 | 10,490 | 9,618 | 5,150 | 872 | 1,142 | F. Y. 2001 2002 | |
| 14 | 7,953 | 2,377 | 10,374 | 9,411 | 5,052 | 963 | 1,064 | | |
| 平成15年 | 1,893 | 525 | 2,364 | 2,186 | 1,166 | 178 | 1,064 | Q 1 2003 | |
| 1月～3月 | 2,130 | 734 | 2,870 | 2,566 | 1,355 | 304 | 1,030 | Q 2 | |
| 4月～6月 | 2,388 | 708 | 3,127 | 2,825 | 1,546 | 302 | 998 | Q 3 | |
| 7月～9月 | 1,902 | 618 | 2,506 | 2,353 | 1,235 | 152 | 997 | Q 4 | |
| 10月～12月 | | | | | | | | | |
| 平成15年 | 1月 | 577 | 167 | 676 | 611 | 328 | 66 | 1,077 | Jan. 2003 |
| | 2月 | 659 | 182 | 788 | 733 | 394 | 56 | 1,129 | Feb. |
| | 3月 | 658 | 176 | 900 | 843 | 443 | 57 | 1,064 | Mar. |
| | 4月 | 699 | 238 | 961 | 845 | 437 | 116 | 1,012 | Apr. |
| | 5月 | 699 | 274 | 974 | 887 | 467 | 87 | 1,012 | May |
| | 6月 | 732 | 222 | 936 | 834 | 430 | 102 | 1,030 | Jun. |
| | 7月 | 781 | 254 | 990 | 909 | 500 | 81 | 1,073 | Jul. |
| | 8月 | 818 | 246 | 1,115 | 993 | 555 | 121 | 1,023 | Aug. |
| | 9月 | 789 | 208 | 1,022 | 922 | 491 | 100 | 998 | Sep. |
| | 10月 | 754 | 244 | 1,021 | 956 | 509 | 65 | 978 | Oct. |
| | 11月 | 580 | 226 | 781 | 742 | 382 | 39 | 985 | Nov. |
| | 12月 | 568 | 148 | 703 | 655 | 345 | 49 | 997 | Dec. |

| 年 月 | その他の合成繊維 (3) Other synthetic fiber ropes | | | | | | 単位：トン Unit：t | Year, Quarter and Month | |
|---------|---|-----------------------------|----------------------------|----------------|---------------------------------|-------------------------------|-----------------|--|-----------|
| | 生産数量 Production Quantity | 受入数量 Receipt Quantity | 出荷数量 Shipments Quantity | | | 在庫数量 Inventory Quantity | | | |
| | | | 計 Total | 販売 Sales | | | その 他 Others | | |
| | | | | 数量 Quantity | 金額 (百万円) Value (Million yen) | | | | |
| 平成11年 | 8,038 | 2,065 | 10,448 | 9,487 | 7,674 | 961 | 1,178 | C. Y. 1999 2000 2001 2002 2003 | |
| 12 | 8,023 | 2,131 | 10,141 | 9,049 | 7,245 | 1,092 | 1,191 | | |
| 13 | 7,341 | 2,016 | 9,355 | 8,513 | 6,565 | 842 | 1,047 | | |
| 14 | 7,100 | 1,796 | 8,821 | 7,988 | 6,081 | 833 | 885 | | |
| 15 | 6,893 | 1,451 | 8,467 | 7,627 | 5,696 | 840 | 725 | | |
| 平成13年度 | 7,387 | 1,937 | 9,383 | 8,550 | 6,605 | 832 | 768 | F. Y. 2001 2002 | |
| 14 | 7,093 | 1,788 | 8,811 | 8,020 | 6,040 | 791 | 862 | | |
| 平成15年 | 1,742 | 396 | 2,161 | 1,994 | 1,480 | 167 | 862 | Q 1 2003 | |
| 1月～3月 | 1,703 | 324 | 2,096 | 1,927 | 1,438 | 168 | 783 | Q 2 | |
| 4月～6月 | 1,698 | 333 | 2,135 | 1,872 | 1,385 | 263 | 680 | Q 3 | |
| 7月～9月 | 1,750 | 397 | 2,076 | 1,834 | 1,393 | 242 | 725 | Q 4 | |
| 10月～12月 | | | | | | | | | |
| 平成15年 | 1月 | 564 | 135 | 684 | 650 | 480 | 35 | 899 | Jan. 2003 |
| | 2月 | 563 | 113 | 733 | 659 | 487 | 74 | 842 | Feb. |
| | 3月 | 615 | 148 | 743 | 686 | 513 | 58 | 862 | Mar. |
| | 4月 | 550 | 117 | 661 | 620 | 451 | 41 | 857 | Apr. |
| | 5月 | 553 | 101 | 719 | 654 | 492 | 65 | 792 | May |
| | 6月 | 601 | 106 | 716 | 653 | 495 | 63 | 783 | Jun. |
| | 7月 | 672 | 102 | 736 | 633 | 462 | 104 | 821 | Jul. |
| | 8月 | 524 | 123 | 748 | 672 | 491 | 75 | 721 | Aug. |
| | 9月 | 501 | 109 | 651 | 567 | 432 | 84 | 680 | Sep. |
| | 10月 | 682 | 129 | 787 | 693 | 505 | 94 | 704 | Oct. |
| | 11月 | 574 | 148 | 659 | 580 | 464 | 78 | 739 | Nov. |
| | 12月 | 494 | 120 | 630 | 560 | 424 | 70 | 725 | Dec. |

細幅織物・組ひも・レース生地 Narrow fabrics, Braids and Lace fabrics

| 年 月 | 細幅織物 Narrow fabrics | | | | | | 単位：トン Unit: t | Year, Quarter and Month |
|-------------|--------------------------------|-----------------------------|----------------------------|----------------|-------------------------------|-----------------|-------------------------------|-------------------------------|
| | 生産数量 Production Quantity | 受入数量 Receipt Quantity | 出荷数量 Shipments Quantity | | | | 在庫数量 Inventory Quantity | |
| | | | 計 Total | 販売 Sales | | そ の 他 Others | | |
| | | | | 数量 Quantity | 金額(百万円) Value(Million yen) | | | |
| 平成11年 | 19,690 | 724 | 20,189 | 14,874 | 27,838 | 5,316 | 1,859 | C. Y. 1999 |
| 12 | 19,461 | 751 | 20,200 | 15,006 | 27,610 | 5,194 | 1,863 | 2000 |
| 13 | 15,762 | 444 | 16,062 | 12,360 | 23,217 | 3,702 | 1,114 | 2001 |
| 14 | 14,351 | 489 | 14,788 | 11,619 | 21,221 | 3,170 | 1,072 | 2002 |
| 15 | 14,502 | 593 | 15,016 | 11,810 | 19,683 | 3,205 | 1,129 | 2003 |
| 平成13年度 | 14,813 | 428 | 15,208 | 12,046 | 22,612 | 3,162 | 1,078 | F. Y. 2001 |
| 14 | 14,570 | 522 | 15,049 | 11,671 | 20,795 | 3,378 | 1,031 | 2002 |
| 平成15年 1月～3月 | 3,653 | 139 | 3,835 | 2,963 | 4,935 | 871 | 1,031 | Q 1 2003 |
| 4月～6月 | 3,589 | 152 | 3,740 | 2,985 | 4,999 | 755 | 1,032 | Q 2 |
| 7月～9月 | 3,644 | 142 | 3,703 | 2,903 | 4,847 | 800 | 1,106 | Q 3 |
| 10月～12月 | 3,615 | 159 | 3,738 | 2,959 | 4,903 | 779 | 1,129 | Q 4 |
| 平成15年 1月 | 1,222 | 47 | 1,281 | 989 | 1,608 | 292 | 1,060 | Jan. 2003 |
| 2月 | 1,196 | 43 | 1,240 | 950 | 1,593 | 291 | 1,058 | Feb. |
| 3月 | 1,236 | 49 | 1,313 | 1,024 | 1,734 | 289 | 1,031 | Mar. |
| 4月 | 1,238 | 50 | 1,294 | 1,032 | 1,690 | 262 | 1,020 | Apr. |
| 5月 | 1,170 | 52 | 1,243 | 1,001 | 1,656 | 242 | 1,001 | May |
| 6月 | 1,181 | 51 | 1,203 | 952 | 1,653 | 251 | 1,032 | Jun. |
| 7月 | 1,342 | 49 | 1,333 | 1,012 | 1,662 | 321 | 1,092 | Jul. |
| 8月 | 1,085 | 42 | 1,134 | 904 | 1,489 | 230 | 1,071 | Aug. |
| 9月 | 1,217 | 51 | 1,236 | 987 | 1,696 | 249 | 1,106 | Sep. |
| 10月 | 1,296 | 56 | 1,343 | 1,069 | 1,697 | 274 | 1,106 | Oct. |
| 11月 | 1,207 | 56 | 1,198 | 946 | 1,606 | 252 | 1,170 | Nov. |
| 12月 | 1,112 | 47 | 1,197 | 944 | 1,600 | 253 | 1,129 | Dec. |

| 年 月 | 組ひも Braids | | | | | | 単位：トン Unit: t | Year, Quarter and Month |
|-------------|--------------------------------|-----------------------------|----------------------------|----------------|-------------------------------|-----------------|-------------------------------|-------------------------------|
| | 生産数量 Production Quantity | 受入数量 Receipt Quantity | 出荷数量 Shipments Quantity | | | | 在庫数量 Inventory Quantity | |
| | | | 計 Total | 販売 Sales | | そ の 他 Others | | |
| | | | | 数量 Quantity | 金額(百万円) Value(Million yen) | | | |
| 平成11年 | 3,612 | 493 | 4,082 | 3,790 | 8,937 | 292 | 201 | C. Y. 1999 |
| 12 | 4,186 | 496 | 4,651 | 4,425 | 8,581 | 226 | 208 | 2000 |
| 13 | 3,968 | 472 | 4,363 | 4,150 | 7,884 | 213 | 221 | 2001 |
| 14 | 2,557 | 386 | 2,934 | 2,695 | 6,654 | 239 | 180 | 2002 |
| 15 | 2,369 | 302 | 2,710 | 2,458 | 6,660 | 252 | 105 | 2003 |
| 平成13年度 | 3,624 | 451 | 4,018 | 3,789 | 7,533 | 229 | 214 | F. Y. 2001 |
| 14 | 2,491 | 356 | 2,844 | 2,613 | 6,613 | 231 | 146 | 2002 |
| 平成15年 1月～3月 | 596 | 73 | 669 | 613 | 1,635 | 56 | 146 | Q 1 2003 |
| 4月～6月 | 600 | 75 | 687 | 623 | 1,683 | 65 | 132 | Q 2 |
| 7月～9月 | 587 | 79 | 683 | 617 | 1,658 | 66 | 115 | Q 3 |
| 10月～12月 | 586 | 76 | 670 | 605 | 1,684 | 65 | 105 | Q 4 |
| 平成15年 1月 | 197 | 24 | 218 | 200 | 523 | 18 | 149 | Jan. 2003 |
| 2月 | 200 | 25 | 227 | 207 | 553 | 19 | 147 | Feb. |
| 3月 | 200 | 24 | 225 | 206 | 559 | 19 | 146 | Mar. |
| 4月 | 200 | 24 | 230 | 209 | 560 | 21 | 140 | Apr. |
| 5月 | 201 | 25 | 231 | 209 | 566 | 22 | 135 | May |
| 6月 | 198 | 26 | 227 | 205 | 557 | 22 | 132 | Jun. |
| 7月 | 199 | 27 | 235 | 212 | 561 | 23 | 124 | Jul. |
| 8月 | 189 | 27 | 220 | 198 | 538 | 22 | 121 | Aug. |
| 9月 | 198 | 25 | 228 | 207 | 559 | 22 | 115 | Sep. |
| 10月 | 201 | 25 | 230 | 208 | 569 | 21 | 112 | Oct. |
| 11月 | 194 | 26 | 223 | 200 | 566 | 23 | 108 | Nov. |
| 12月 | 191 | 25 | 218 | 197 | 549 | 21 | 105 | Dec. |

細幅織物・組ひも・レース生地 Narrow fabrics, Braids and Lace fabrics

| 年 月 | レース生地合計 (1)~(2) Lace fabric total | | | | | | 単位：千㎡ Unit：1000m ² | Year, Quarter and Month |
|-------------|--------------------------------------|-----------------------------|----------------------------|----------------|-------------------------------|-------------------------------|----------------------------------|-------------------------------|
| | 生産数量 Production Quantity | 受入数量 Receipt Quantity | 出荷数量 Shipments Quantity | | | 在庫数量 Inventory Quantity | | |
| | | | 計 Total | 販売 Sales | | | そ の 他 Others | |
| | | | | 数量 Quantity | 金額(百万円) Value(Million yen) | | | |
| 平成11年 | 62,894 | 24,417 | 87,146 | 85,974 | 38,142 | 1,172 | 7,933 | C. Y. 1999 |
| 12 | 58,883 | 22,976 | 82,136 | 81,554 | 34,854 | 582 | 7,423 | 2000 |
| 13 | 55,539 | 19,313 | 73,680 | 73,137 | 31,763 | 543 | 8,276 | 2001 |
| 14 | 45,257 | 19,815 | 65,515 | 64,987 | 29,447 | 528 | 6,626 | 2002 |
| 15 | 43,008 | 19,856 | 63,217 | 62,700 | 27,776 | 517 | 6,793 | 2003 |
| 平成13年度 | 52,509 | 19,343 | 71,315 | 70,789 | 30,169 | 525 | 6,394 | F. Y. 2001 |
| 14 | 44,665 | 19,688 | 64,827 | 64,297 | 29,218 | 530 | 6,433 | 2002 |
| 平成15年 1月~3月 | 10,614 | 4,859 | 15,800 | 15,668 | 6,828 | 132 | 6,433 | Q 1 2003 |
| 4月~6月 | 10,876 | 5,118 | 15,809 | 15,685 | 7,000 | 123 | 6,779 | Q 2 |
| 7月~9月 | 10,550 | 4,927 | 15,639 | 15,514 | 6,835 | 125 | 6,777 | Q 3 |
| 10月~12月 | 10,968 | 4,952 | 15,969 | 15,833 | 7,113 | 136 | 6,793 | Q 4 |
| 平成15年 1月 | 3,483 | 1,560 | 5,338 | 5,296 | 2,227 | 41 | 6,359 | Jan. 2003 |
| 2月 | 3,548 | 1,658 | 5,163 | 5,114 | 2,272 | 49 | 6,456 | Feb. |
| 3月 | 3,583 | 1,641 | 5,300 | 5,258 | 2,330 | 41 | 6,433 | Mar. |
| 4月 | 3,675 | 1,740 | 5,484 | 5,443 | 2,426 | 41 | 6,417 | Apr. |
| 5月 | 3,599 | 1,662 | 5,149 | 5,108 | 2,282 | 41 | 6,568 | May |
| 6月 | 3,602 | 1,716 | 5,176 | 5,135 | 2,292 | 41 | 6,779 | Jun. |
| 7月 | 3,631 | 1,664 | 5,258 | 5,216 | 2,305 | 42 | 6,855 | Jul. |
| 8月 | 3,430 | 1,637 | 5,196 | 5,155 | 2,236 | 41 | 6,762 | Aug. |
| 9月 | 3,490 | 1,627 | 5,186 | 5,143 | 2,293 | 43 | 6,777 | Sep. |
| 10月 | 3,752 | 1,633 | 5,350 | 5,308 | 2,376 | 41 | 6,806 | Oct. |
| 11月 | 3,661 | 1,691 | 5,348 | 5,300 | 2,317 | 48 | 6,846 | Nov. |
| 12月 | 3,556 | 1,627 | 5,272 | 5,224 | 2,420 | 47 | 6,793 | Dec. |

| 年 月 | 編・ボビンレース (1) Knitted lace and bobbin lace | | | | | | 単位：千㎡ Unit：1000m ² | Year, Quarter and Month |
|-------------|--|-----------------------------|----------------------------|----------------|-------------------------------|-------------------------------|----------------------------------|-------------------------------|
| | 生産数量 Production Quantity | 受入数量 Receipt Quantity | 出荷数量 Shipments Quantity | | | 在庫数量 Inventory Quantity | | |
| | | | 計 Total | 販売 Sales | | | そ の 他 Others | |
| | | | | 数量 Quantity | 金額(百万円) Value(Million yen) | | | |
| 平成11年 | 57,447 | 21,974 | 79,038 | 78,549 | 28,727 | 490 | 6,941 | C. Y. 1999 |
| 12 | 53,870 | 21,356 | 75,650 | 75,384 | 26,990 | 266 | 6,410 | 2000 |
| 13 | 50,911 | 18,033 | 67,882 | 67,618 | 24,842 | 264 | 7,171 | 2001 |
| 14 | 41,020 | 18,106 | 59,362 | 59,101 | 22,897 | 261 | 5,836 | 2002 |
| 15 | 39,357 | 18,114 | 58,005 | 57,743 | 21,887 | 261 | 5,824 | 2003 |
| 平成13年度 | 48,049 | 17,927 | 65,259 | 64,994 | 23,332 | 264 | 5,761 | F. Y. 2001 |
| 14 | 40,521 | 18,023 | 59,146 | 58,883 | 22,884 | 263 | 5,772 | 2002 |
| 平成15年 1月~3月 | 9,676 | 4,457 | 14,350 | 14,282 | 5,363 | 68 | 5,772 | Q 1 2003 |
| 4月~6月 | 9,980 | 4,686 | 14,590 | 14,530 | 5,552 | 60 | 5,982 | Q 2 |
| 7月~9月 | 9,681 | 4,450 | 14,417 | 14,356 | 5,406 | 62 | 5,859 | Q 3 |
| 10月~12月 | 10,020 | 4,521 | 14,648 | 14,576 | 5,566 | 72 | 5,824 | Q 4 |
| 平成15年 1月 | 3,164 | 1,445 | 4,898 | 4,878 | 1,759 | 20 | 5,585 | Jan. 2003 |
| 2月 | 3,237 | 1,518 | 4,673 | 4,645 | 1,782 | 28 | 5,724 | Feb. |
| 3月 | 3,275 | 1,494 | 4,779 | 4,759 | 1,821 | 20 | 5,772 | Mar. |
| 4月 | 3,378 | 1,571 | 5,039 | 5,019 | 1,925 | 20 | 5,739 | Apr. |
| 5月 | 3,292 | 1,535 | 4,737 | 4,717 | 1,796 | 20 | 5,868 | May |
| 6月 | 3,310 | 1,580 | 4,813 | 4,793 | 1,830 | 20 | 5,982 | Jun. |
| 7月 | 3,353 | 1,493 | 4,862 | 4,842 | 1,845 | 20 | 6,004 | Jul. |
| 8月 | 3,144 | 1,474 | 4,731 | 4,712 | 1,746 | 20 | 5,929 | Aug. |
| 9月 | 3,185 | 1,483 | 4,824 | 4,802 | 1,815 | 22 | 5,859 | Sep. |
| 10月 | 3,423 | 1,488 | 4,939 | 4,919 | 1,859 | 20 | 5,827 | Oct. |
| 11月 | 3,346 | 1,555 | 4,867 | 4,841 | 1,815 | 26 | 5,899 | Nov. |
| 12月 | 3,250 | 1,478 | 4,842 | 4,816 | 1,892 | 26 | 5,824 | Dec. |

細幅織物・組ひも・レース生地 Narrow fabrics, Braids and Lace fabrics

| 年 月 | 刺しゅうレース (2) Embroidery lace | | | | | | 単位：千m ² Unit：1000m ² | Year, Quarter and Month |
|-------------|--------------------------------|-----------------------------|----------------------------|----------------|---------------------------------|-----------------|---|--|
| | 生産数量 Production Quantity | 受入数量 Receipt Quantity | 出荷数量 Shipments Quantity | | | | 在庫数量 Inventory Quantity | |
| | | | 計 Total | 販売 Sales | | そ の 他 Others | | |
| | | | | 数量 Quantity | 金額 (百万円) Value (Million yen) | | | |
| 平成11年 | 5,447 | 2,443 | 8,108 | 7,425 | 9,415 | 682 | 992 | C. Y. 1999 2000 2001 2002 2003 |
| 12 | 5,013 | 1,620 | 6,485 | 6,170 | 7,863 | 316 | 1,013 | |
| 13 | 4,628 | 1,281 | 5,798 | 5,519 | 6,921 | 279 | 1,105 | |
| 14 | 4,237 | 1,709 | 6,153 | 5,886 | 6,550 | 267 | 790 | |
| 15 | 3,652 | 1,742 | 5,212 | 4,957 | 5,889 | 255 | 969 | |
| 平成13年度 | 4,460 | 1,416 | 6,056 | 5,795 | 6,837 | 261 | 633 | F. Y. 2001 2002 |
| 14 | 4,144 | 1,665 | 5,681 | 5,414 | 6,335 | 267 | 660 | |
| 平成15年 1月～3月 | 938 | 402 | 1,450 | 1,386 | 1,466 | 64 | 660 | Q 1 2003 |
| 4月～6月 | 896 | 432 | 1,219 | 1,155 | 1,448 | 64 | 798 | Q 2 |
| 7月～9月 | 869 | 477 | 1,222 | 1,158 | 1,429 | 64 | 918 | Q 3 |
| 10月～12月 | 949 | 431 | 1,321 | 1,257 | 1,546 | 64 | 969 | Q 4 |
| 平成15年 1月 | 318 | 115 | 440 | 419 | 467 | 21 | 775 | J a n . 2003 |
| 2月 | 312 | 140 | 489 | 468 | 490 | 21 | 732 | F e b . |
| 3月 | 308 | 147 | 521 | 500 | 509 | 21 | 660 | M a r . |
| 4月 | 297 | 169 | 445 | 423 | 501 | 21 | 677 | A p r . |
| 5月 | 307 | 126 | 411 | 390 | 486 | 21 | 700 | M a y |
| 6月 | 292 | 136 | 363 | 342 | 461 | 21 | 798 | J u n . |
| 7月 | 278 | 171 | 396 | 374 | 461 | 21 | 852 | J u l . |
| 8月 | 286 | 162 | 464 | 443 | 490 | 21 | 833 | A u g . |
| 9月 | 306 | 144 | 362 | 341 | 478 | 21 | 918 | S e p . |
| 10月 | 329 | 145 | 411 | 390 | 516 | 21 | 979 | O c t . |
| 11月 | 314 | 137 | 481 | 459 | 502 | 21 | 947 | N o v . |
| 12月 | 305 | 149 | 429 | 408 | 528 | 21 | 969 | D e c . |

金属製家具 Metal furniture

| 年 月 | 机計 (1)~(2) Desks | | | | | | 単位：個 Unit：number | Year, Quarter and Month |
|-------------|--------------------------------|-----------------------------|----------------------------|----------------|-------------------------------|---------------|-------------------------------|-------------------------------|
| | 生産数量 Production Quantity | 受入数量 Receipt Quantity | 出荷数量 Shipments Quantity | | | | 在庫数量 Inventory Quantity | |
| | | | 計 Total | 販売 Sales | | その他 Others | | |
| | | | | 数量 Quantity | 金額(百万円) Value(Million yen) | | | |
| 平成11年 | 3,831,923 | ... | 3,890,032 | 3,871,109 | 62,205 | 18,923 | 331,886 | C. Y. 1999 |
| 12 | 4,195,989 | ... | 4,146,302 | 4,145,962 | 69,951 | 340 | 375,119 | 2000 |
| 13 | 3,878,958 | ... | 3,921,898 | 3,873,852 | 62,115 | 48,046 | 333,671 | 2001 |
| 14 | 3,343,458 | 39,169 | 3,370,679 | 3,369,853 | 54,448 | 826 | 318,663 | 2002 |
| 15 | 3,301,334 | 39,024 | 3,331,989 | 3,330,796 | 55,140 | 1,193 | 325,895 | 2003 |
| 平成13年度 | 3,559,255 | ... | 3,702,586 | 3,654,945 | 58,893 | 47,641 | 272,180 | F. Y. 2001 |
| 14 | 3,399,876 | 34,830 | 3,398,357 | 3,397,632 | 54,589 | 725 | 291,044 | 2002 |
| 平成15年 1月~3月 | 1,047,112 | 10,440 | 1,082,384 | 1,082,373 | 17,658 | 11 | 291,044 | Q 1 2003 |
| 4月~6月 | 802,753 | 11,542 | 802,281 | 802,008 | 13,942 | 273 | 304,258 | Q 2 |
| 7月~9月 | 724,493 | 9,824 | 766,961 | 766,618 | 11,974 | 343 | 271,935 | Q 3 |
| 10月~12月 | 726,976 | 7,218 | 680,363 | 679,797 | 11,565 | 566 | 325,895 | Q 4 |
| 平成15年 1月 | 287,894 | 2,276 | 246,928 | 246,925 | 4,209 | 3 | 360,197 | Jan. 2003 |
| 2月 | 344,057 | 3,218 | 293,952 | 293,945 | 5,073 | 7 | 414,396 | Feb. |
| 3月 | 415,161 | 4,946 | 541,504 | 541,503 | 8,376 | 1 | 291,044 | Mar. |
| 4月 | 301,510 | 3,800 | 339,373 | 339,350 | 6,004 | 23 | 257,985 | Apr. |
| 5月 | 248,571 | 3,135 | 227,881 | 227,652 | 3,918 | 229 | 281,963 | May |
| 6月 | 252,672 | 4,607 | 235,027 | 235,006 | 4,020 | 21 | 304,258 | Jun. |
| 7月 | 259,709 | 2,507 | 269,991 | 269,658 | 4,192 | 333 | 296,809 | Jul. |
| 8月 | 230,024 | 3,852 | 279,419 | 279,413 | 3,620 | 6 | 251,277 | Aug. |
| 9月 | 234,760 | 3,465 | 217,551 | 217,547 | 4,163 | 4 | 271,935 | Sep. |
| 10月 | 251,007 | 2,169 | 226,075 | 226,064 | 3,904 | 11 | 299,005 | Oct. |
| 11月 | 220,593 | 2,913 | 207,070 | 206,733 | 3,341 | 337 | 315,601 | Nov. |
| 12月 | 255,376 | 2,136 | 247,218 | 247,000 | 4,320 | 218 | 325,895 | Dec. |

| 年 月 | 事務用机 (1) Office desks | | | | | | 単位：個 Unit：number | Year, Quarter and Month |
|-------------|--------------------------------|-----------------------------|----------------------------|----------------|-------------------------------|---------------|-------------------------------|-------------------------------|
| | 生産数量 Production Quantity | 受入数量 Receipt Quantity | 出荷数量 Shipments Quantity | | | | 在庫数量 Inventory Quantity | |
| | | | 計 Total | 販売 Sales | | その他 Others | | |
| | | | | 数量 Quantity | 金額(百万円) Value(Million yen) | | | |
| 平成11年 | 1,829,803 | ... | 1,864,645 | 1,845,761 | 44,558 | 18,884 | 175,303 | C. Y. 1999 |
| 12 | 2,159,164 | ... | 2,120,748 | 2,120,433 | 50,265 | 315 | 212,452 | 2000 |
| 13 | 1,923,710 | ... | 1,914,676 | 1,913,750 | 43,893 | 926 | 221,669 | 2001 |
| 14 | 1,462,330 | 26,165 | 1,514,522 | 1,513,908 | 38,069 | 614 | 188,815 | 2002 |
| 15 | 1,538,651 | 34,813 | 1,598,008 | 1,596,862 | 40,913 | 1,146 | 163,242 | 2003 |
| 平成13年度 | 1,731,273 | ... | 1,796,569 | 1,796,065 | 41,981 | 504 | 187,973 | F. Y. 2001 |
| 14 | 1,507,459 | 26,186 | 1,536,581 | 1,536,052 | 38,723 | 529 | 186,263 | 2002 |
| 平成15年 1月~3月 | 488,480 | 8,521 | 497,785 | 497,775 | 12,815 | 10 | 186,263 | Q 1 2003 |
| 4月~6月 | 392,502 | 10,396 | 403,216 | 402,988 | 10,579 | 228 | 186,104 | Q 2 |
| 7月~9月 | 302,109 | 9,377 | 336,399 | 336,056 | 8,836 | 343 | 161,526 | Q 3 |
| 10月~12月 | 355,560 | 6,519 | 360,608 | 360,043 | 8,683 | 565 | 163,242 | Q 4 |
| 平成15年 1月 | 145,115 | 2,269 | 125,803 | 125,800 | 3,138 | 3 | 210,311 | Jan. 2003 |
| 2月 | 163,034 | 2,873 | 141,213 | 141,207 | 3,630 | 6 | 234,751 | Feb. |
| 3月 | 180,331 | 3,379 | 230,769 | 230,768 | 6,047 | 1 | 186,263 | Mar. |
| 4月 | 156,250 | 3,146 | 167,272 | 167,249 | 4,507 | 23 | 178,391 | Apr. |
| 5月 | 124,738 | 2,978 | 117,865 | 117,681 | 2,970 | 184 | 188,392 | May |
| 6月 | 111,514 | 4,272 | 118,079 | 118,058 | 3,102 | 21 | 186,104 | Jun. |
| 7月 | 103,508 | 2,498 | 122,896 | 122,563 | 3,162 | 333 | 169,548 | Jul. |
| 8月 | 84,405 | 3,436 | 92,680 | 92,674 | 2,468 | 6 | 164,714 | Aug. |
| 9月 | 114,196 | 3,443 | 120,823 | 120,819 | 3,205 | 4 | 161,526 | Sep. |
| 10月 | 118,234 | 1,838 | 122,122 | 122,111 | 2,923 | 11 | 159,469 | Oct. |
| 11月 | 107,791 | 2,889 | 105,803 | 105,467 | 2,432 | 336 | 164,552 | Nov. |
| 12月 | 129,535 | 1,792 | 132,683 | 132,465 | 3,328 | 218 | 163,242 | Dec. |

注：平成14年1月の調査票改正により「受入」を新設した。

Note: In January, 2002, due to revisions in the survey sheets, "Receipt Quantity" was established.

金属製家具 Metal furniture

| 年 月 | その他の机 (卓子を含む) (2) Other desks (including tables) | | | | | | 単位：個 Unit: number | Year, Quarter and Month |
|-------------|---|-----------------------------|----------------------------|----------------|---------------------------------|-------------------------------|----------------------|-------------------------------|
| | 生産数量 Production Quantity | 受入数量 Receipt Quantity | 出荷数量 Shipments Quantity | | | 在庫数量 Inventory Quantity | | |
| | | | 計 Total | 販売 Sales | | | そ の 他 Others | |
| | | | | 数量 Quantity | 金額 (百万円) Value (Million yen) | | | |
| 平成11年 | 2,002,120 | ... | 2,025,387 | 2,025,348 | 17,647 | 39 | 156,583 | C. Y. 1999 |
| 12 | 2,036,825 | ... | 2,025,554 | 2,025,529 | 19,686 | 25 | 162,667 | 2000 |
| 13 | 1,955,248 | ... | 2,007,222 | 1,960,102 | 18,222 | 47,120 | 112,002 | 2001 |
| 14 | 1,881,128 | 13,004 | 1,856,157 | 1,855,945 | 16,379 | 212 | 129,848 | 2002 |
| 15 | 1,762,683 | 4,211 | 1,733,981 | 1,733,934 | 14,228 | 47 | 162,653 | 2003 |
| 平成13年度 | 1,827,982 | ... | 1,906,017 | 1,858,880 | 16,912 | 47,137 | 84,207 | F. Y. 2001 |
| 14 | 1,892,417 | 8,644 | 1,861,776 | 1,861,580 | 15,865 | 196 | 104,781 | 2002 |
| 平成15年 1月～3月 | 558,632 | 1,919 | 584,599 | 584,598 | 4,844 | 1 | 104,781 | Q 1 2003 |
| 4月～6月 | 410,251 | 1,146 | 399,065 | 399,020 | 3,363 | 45 | 118,154 | Q 2 |
| 7月～9月 | 422,384 | 447 | 430,562 | 430,562 | 3,139 | - | 110,409 | Q 3 |
| 10月～12月 | 371,416 | 699 | 319,755 | 319,754 | 2,882 | 1 | 162,653 | Q 4 |
| 平成15年 1月 | 142,779 | 7 | 121,125 | 121,125 | 1,072 | - | 149,886 | Jan. 2003 |
| 2月 | 181,023 | 345 | 152,739 | 152,738 | 1,444 | 1 | 179,645 | Feb. |
| 3月 | 234,830 | 1,567 | 310,735 | 310,735 | 2,328 | - | 104,781 | Mar. |
| 4月 | 145,260 | 654 | 172,101 | 172,101 | 1,498 | - | 79,594 | Apr. |
| 5月 | 123,833 | 157 | 110,016 | 109,971 | 948 | 45 | 93,571 | May |
| 6月 | 141,158 | 335 | 116,948 | 116,948 | 918 | - | 118,154 | Jun. |
| 7月 | 156,201 | 9 | 147,095 | 147,095 | 1,029 | - | 127,261 | Jul. |
| 8月 | 145,619 | 416 | 186,739 | 186,739 | 1,151 | - | 86,563 | Aug. |
| 9月 | 120,564 | 22 | 96,728 | 96,728 | 958 | - | 110,409 | Sep. |
| 10月 | 132,773 | 331 | 103,953 | 103,953 | 982 | - | 139,536 | Oct. |
| 11月 | 112,802 | 24 | 101,267 | 101,266 | 908 | 1 | 151,049 | Nov. |
| 12月 | 125,841 | 344 | 114,535 | 114,535 | 992 | - | 162,653 | Dec. |

| 年 月 | いす計 (3)～(4) Chairs | | | | | | 単位：個 Unit: number | Year, Quarter and Month |
|-------------|--------------------------------|-----------------------------|----------------------------|----------------|---------------------------------|-------------------------------|----------------------|-------------------------------|
| | 生産数量 Production Quantity | 受入数量 Receipt Quantity | 出荷数量 Shipments Quantity | | | 在庫数量 Inventory Quantity | | |
| | | | 計 Total | 販売 Sales | | | そ の 他 Others | |
| | | | | 数量 Quantity | 金額 (百万円) Value (Million yen) | | | |
| 平成11年 | 7,634,595 | ... | 7,711,680 | 7,711,678 | 52,934 | 2 | 485,840 | C. Y. 1999 |
| 12 | 7,957,306 | ... | 8,136,177 | 8,133,823 | 57,036 | 2,354 | 494,613 | 2000 |
| 13 | 6,978,671 | ... | 7,232,464 | 7,193,359 | 47,292 | 39,105 | 448,530 | 2001 |
| 14 | 6,140,585 | 370,025 | 6,406,819 | 6,406,819 | 43,681 | - | 498,431 | 2002 |
| 15 | 5,718,522 | 352,319 | 6,053,583 | 6,030,914 | 45,392 | 22,669 | 505,771 | 2003 |
| 平成13年度 | 6,300,405 | ... | 6,646,671 | 6,607,575 | 43,463 | 39,096 | 319,486 | F. Y. 2001 |
| 14 | 6,045,779 | 366,946 | 6,344,715 | 6,322,046 | 45,961 | 22,669 | 348,138 | 2002 |
| 平成15年 1月～3月 | 1,758,176 | 85,388 | 1,986,164 | 1,963,495 | 15,591 | 22,669 | 348,138 | Q 1 2003 |
| 4月～6月 | 1,389,168 | 86,084 | 1,437,501 | 1,437,501 | 10,905 | - | 385,426 | Q 2 |
| 7月～9月 | 1,200,763 | 74,403 | 1,294,946 | 1,294,946 | 8,996 | - | 364,133 | Q 3 |
| 10月～12月 | 1,370,415 | 106,444 | 1,334,972 | 1,334,972 | 9,900 | - | 505,771 | Q 4 |
| 平成15年 1月 | 499,398 | 16,330 | 443,274 | 420,605 | 3,408 | 22,669 | 562,815 | Jan. 2003 |
| 2月 | 546,484 | 29,307 | 622,998 | 622,998 | 4,523 | - | 515,807 | Feb. |
| 3月 | 712,294 | 39,751 | 919,892 | 919,892 | 7,660 | - | 348,138 | Mar. |
| 4月 | 541,110 | 35,106 | 615,271 | 615,271 | 4,653 | - | 308,884 | Apr. |
| 5月 | 403,800 | 22,664 | 395,945 | 395,945 | 2,857 | - | 339,126 | May |
| 6月 | 444,258 | 28,314 | 426,285 | 426,285 | 3,396 | - | 385,426 | Jun. |
| 7月 | 417,079 | 32,842 | 437,531 | 437,531 | 3,253 | - | 395,965 | Jul. |
| 8月 | 379,159 | 19,516 | 451,764 | 451,764 | 2,853 | - | 342,841 | Aug. |
| 9月 | 404,525 | 22,045 | 405,651 | 405,651 | 2,890 | - | 364,133 | Sep. |
| 10月 | 442,498 | 31,567 | 427,532 | 427,532 | 2,934 | - | 410,592 | Oct. |
| 11月 | 447,042 | 37,394 | 434,517 | 434,517 | 3,070 | - | 459,755 | Nov. |
| 12月 | 480,875 | 37,483 | 472,923 | 472,923 | 3,897 | - | 505,771 | Dec. |

注：平成14年1月の調査票改正により「受入」を新設した。

Note: In January, 2002, due to revisions in the survey sheets, "Receipt Quantity" was established.

金属製家具 Metal furniture

| 年 月 | 回転式いす (3) Swivel chairs | | | | | | 単位：個 Unit：number | Year, Quarter and Month |
|-------------|--------------------------------|-----------------------------|----------------------------|----------------|---------------------------------|-------------------------------|---------------------|-------------------------------|
| | 生産数量 Production Quantity | 受入数量 Receipt Quantity | 出荷数量 Shipments Quantity | | | 在庫数量 Inventory Quantity | | |
| | | | 計 Total | 販売 Sales | | | そ の 他 Others | |
| | | | | 数量 Quantity | 金額 (百万円) Value (Million yen) | | | |
| 平成11年 | 2,577,046 | ... | 2,598,052 | 2,598,051 | 24,516 | 1 | 146,874 | C. Y. 1999 |
| 12 | 2,397,440 | ... | 2,607,773 | 2,606,058 | 25,414 | 1,715 | 137,238 | 2000 |
| 13 | 1,992,046 | ... | 2,175,865 | 2,175,177 | 21,981 | 688 | 162,743 | 2001 |
| 14 | 1,605,529 | 240,332 | 1,826,347 | 1,826,347 | 18,392 | - | 183,599 | 2002 |
| 15 | 1,626,507 | 194,010 | 1,851,453 | 1,828,784 | 18,188 | 22,669 | 149,977 | 2003 |
| 平成13年度 | 1,752,294 | ... | 1,956,247 | 1,955,559 | 19,490 | 688 | 125,770 | F. Y. 2001 |
| 14 | 1,562,492 | 233,911 | 1,801,026 | 1,778,357 | 18,100 | 22,669 | 118,619 | 2002 |
| 平成15年 1月～3月 | 432,533 | 56,711 | 554,348 | 531,679 | 5,318 | 22,669 | 118,619 | Q 1 2003 |
| 4月～6月 | 430,492 | 46,606 | 469,206 | 469,206 | 4,717 | - | 126,095 | Q 2 |
| 7月～9月 | 351,616 | 43,849 | 398,111 | 398,111 | 3,954 | - | 121,868 | Q 3 |
| 10月～12月 | 411,866 | 46,844 | 429,788 | 429,788 | 4,198 | - | 149,977 | Q 4 |
| 平成15年 1月 | 122,855 | 11,091 | 152,672 | 130,003 | 1,316 | 22,669 | 164,915 | Jan. 2003 |
| 2月 | 149,514 | 21,485 | 185,727 | 185,727 | 1,799 | - | 150,204 | Feb. |
| 3月 | 160,164 | 24,135 | 215,949 | 215,949 | 2,203 | - | 118,619 | Mar. |
| 4月 | 164,769 | 18,583 | 190,789 | 190,789 | 1,891 | - | 111,061 | Apr. |
| 5月 | 134,115 | 13,587 | 141,474 | 141,474 | 1,426 | - | 117,027 | May |
| 6月 | 131,608 | 14,436 | 136,943 | 136,943 | 1,400 | - | 126,095 | Jun. |
| 7月 | 113,537 | 16,457 | 130,809 | 130,809 | 1,310 | - | 123,296 | Jul. |
| 8月 | 104,166 | 12,976 | 121,829 | 121,829 | 1,218 | - | 118,609 | Aug. |
| 9月 | 133,913 | 14,416 | 145,473 | 145,473 | 1,426 | - | 121,868 | Sep. |
| 10月 | 139,874 | 17,415 | 155,055 | 155,055 | 1,432 | - | 124,058 | Oct. |
| 11月 | 132,960 | 15,603 | 133,100 | 133,100 | 1,352 | - | 138,703 | Nov. |
| 12月 | 139,032 | 13,826 | 141,633 | 141,633 | 1,414 | - | 149,977 | Dec. |

| 年 月 | その他の金属製いす (4) Other metal chairs | | | | | | 単位：個 Unit：number | Year, Quarter and Month |
|-------------|-------------------------------------|-----------------------------|----------------------------|----------------|---------------------------------|-------------------------------|---------------------|-------------------------------|
| | 生産数量 Production Quantity | 受入数量 Receipt Quantity | 出荷数量 Shipments Quantity | | | 在庫数量 Inventory Quantity | | |
| | | | 計 Total | 販売 Sales | | | そ の 他 Others | |
| | | | | 数量 Quantity | 金額 (百万円) Value (Million yen) | | | |
| 平成11年 | 5,057,549 | ... | 5,113,628 | 5,113,627 | 28,418 | 1 | 338,966 | C. Y. 1999 |
| 12 | 5,559,866 | ... | 5,528,404 | 5,527,765 | 31,622 | 639 | 357,375 | 2000 |
| 13 | 4,986,625 | ... | 5,056,599 | 5,018,182 | 25,311 | 38,417 | 285,787 | 2001 |
| 14 | 4,535,056 | 129,693 | 4,580,472 | 4,580,472 | 25,289 | - | 314,832 | 2002 |
| 15 | 4,092,015 | 158,309 | 4,202,130 | 4,202,130 | 27,204 | - | 355,794 | 2003 |
| 平成13年度 | 4,548,111 | ... | 4,690,424 | 4,652,016 | 23,973 | 38,408 | 193,716 | F. Y. 2001 |
| 14 | 4,483,287 | 133,035 | 4,543,689 | 4,543,689 | 27,862 | - | 229,519 | 2002 |
| 平成15年 1月～3月 | 1,325,643 | 28,677 | 1,431,816 | 1,431,816 | 10,272 | - | 229,519 | Q 1 2003 |
| 4月～6月 | 958,676 | 39,478 | 968,295 | 968,295 | 6,188 | - | 259,331 | Q 2 |
| 7月～9月 | 849,147 | 30,554 | 896,835 | 896,835 | 5,042 | - | 242,265 | Q 3 |
| 10月～12月 | 958,549 | 59,600 | 905,184 | 905,184 | 5,702 | - | 355,794 | Q 4 |
| 平成15年 1月 | 376,543 | 5,239 | 290,602 | 290,602 | 2,092 | - | 397,900 | Jan. 2003 |
| 2月 | 396,970 | 7,822 | 437,271 | 437,271 | 2,724 | - | 365,603 | Feb. |
| 3月 | 552,130 | 15,616 | 703,943 | 703,943 | 5,456 | - | 229,519 | Mar. |
| 4月 | 376,341 | 16,523 | 424,482 | 424,482 | 2,762 | - | 197,823 | Apr. |
| 5月 | 269,685 | 9,077 | 254,471 | 254,471 | 1,430 | - | 222,099 | May |
| 6月 | 312,650 | 13,878 | 289,342 | 289,342 | 1,996 | - | 259,331 | Jun. |
| 7月 | 303,542 | 16,385 | 306,722 | 306,722 | 1,942 | - | 272,669 | Jul. |
| 8月 | 274,993 | 6,540 | 329,935 | 329,935 | 1,635 | - | 224,232 | Aug. |
| 9月 | 270,612 | 7,629 | 260,178 | 260,178 | 1,464 | - | 242,265 | Sep. |
| 10月 | 302,624 | 14,152 | 272,477 | 272,477 | 1,501 | - | 286,534 | Oct. |
| 11月 | 314,082 | 21,791 | 301,417 | 301,417 | 1,718 | - | 321,052 | Nov. |
| 12月 | 341,843 | 23,657 | 331,290 | 331,290 | 2,483 | - | 355,794 | Dec. |

注：平成14年1月の調査票改正により「受入」を新設した。

Note：In January, 2002, due to revisions in the survey sheets, "Receipt Quantity" was established.

金属製家具 Metal furniture

| 年 月 | 引出箱 (5) Filing cabinets | | | | | | 単位：個 Unit : number | Year, Quarter and Month | |
|-------------|--------------------------------|-----------------------------|----------------------------|----------------|---------------------------------|-------------------------------|-----------------------|--|-----------|
| | 生産数量 Production Quantity | 受入数量 Receipt Quantity | 出荷数量 Shipments Quantity | | | 在庫数量 Inventory Quantity | | | |
| | | | 計 Total | 販売 Sales | | | その他 Others | | |
| | | | | 数量 Quantity | 金額 (百万円) Value (Million yen) | | | | |
| 平成11年 | 622,517 | ... | 623,231 | 623,174 | 12,469 | 57 | 64,342 | C. Y. 1999 2000 2001 2002 2003 | |
| 12 | 670,113 | ... | 678,077 | 677,986 | 13,818 | 91 | 67,310 | | |
| 13 | 678,589 | ... | 676,290 | 675,667 | 11,939 | 623 | 65,103 | | |
| 14 | 484,827 | 9,045 | 498,622 | 498,557 | 9,680 | 65 | 62,689 | | |
| 15 | 471,541 | 5,916 | 491,845 | 491,754 | 9,397 | 91 | 57,201 | | |
| 平成13年度 | 619,471 | ... | 623,183 | 622,542 | 10,953 | 641 | 63,608 | F. Y. 2001 2002 | |
| 14 | 470,771 | 8,440 | 490,931 | 490,884 | 9,693 | 47 | 57,292 | | |
| 平成15年 1月～3月 | 136,619 | 2,428 | 146,870 | 146,869 | 2,996 | 1 | 57,292 | Q 1 2003 | |
| 4月～6月 | 120,465 | 3,348 | 128,833 | 128,810 | 2,304 | 23 | 54,282 | Q 2 | |
| 7月～9月 | 99,649 | 69 | 102,249 | 102,216 | 1,953 | 33 | 53,940 | Q 3 | |
| 10月～12月 | 114,808 | 71 | 113,893 | 113,859 | 2,144 | 34 | 57,201 | Q 4 | |
| 平成15年 | 1月 | 37,620 | 453 | 36,196 | 36,196 | 733 | - | 64,799 | Jan. 2003 |
| | 2月 | 43,314 | 962 | 46,801 | 46,800 | 937 | 1 | 63,089 | Feb. |
| | 3月 | 55,685 | 1,013 | 63,873 | 63,873 | 1,326 | - | 57,292 | Mar. |
| | 4月 | 51,338 | 1,476 | 56,148 | 56,145 | 992 | 3 | 54,679 | Apr. |
| | 5月 | 35,598 | 875 | 36,684 | 36,667 | 655 | 17 | 55,212 | May |
| | 6月 | 33,529 | 997 | 36,001 | 35,998 | 657 | 3 | 54,282 | Jun. |
| | 7月 | 30,708 | 7 | 32,665 | 32,664 | 684 | 1 | 53,095 | Jul. |
| | 8月 | 31,909 | 38 | 33,229 | 33,200 | 585 | 29 | 52,557 | Aug. |
| | 9月 | 37,032 | 24 | 36,355 | 36,352 | 684 | 3 | 53,940 | Sep. |
| | 10月 | 39,174 | 16 | 39,171 | 39,170 | 740 | 1 | 54,743 | Oct. |
| | 11月 | 37,933 | 40 | 37,932 | 37,901 | 686 | 31 | 55,533 | Nov. |
| | 12月 | 37,701 | 15 | 36,790 | 36,788 | 718 | 2 | 57,201 | Dec. |

| 年 月 | 保管庫類 (6) Storage cabinets | | | | | | 単位：個 Unit : number | Year, Quarter and Month | |
|-------------|--------------------------------|-----------------------------|----------------------------|----------------|---------------------------------|-------------------------------|-----------------------|--|-----------|
| | 生産数量 Production Quantity | 受入数量 Receipt Quantity | 出荷数量 Shipments Quantity | | | 在庫数量 Inventory Quantity | | | |
| | | | 計 Total | 販売 Sales | | | その他 Others | | |
| | | | | 数量 Quantity | 金額 (百万円) Value (Million yen) | | | | |
| 平成11年 | 2,372,558 | ... | 2,375,236 | 2,374,164 | 32,540 | 1,072 | 221,839 | C. Y. 1999 2000 2001 2002 2003 | |
| 12 | 2,726,742 | ... | 2,699,561 | 2,699,214 | 35,891 | 347 | 252,128 | | |
| 13 | 2,343,718 | ... | 2,385,711 | 2,385,614 | 31,364 | 97 | 243,809 | | |
| 14 | 1,974,750 | 82,625 | 2,124,841 | 2,124,696 | 27,319 | 145 | 234,296 | | |
| 15 | 2,122,883 | 62,760 | 2,207,582 | 2,207,527 | 26,822 | 55 | 174,436 | | |
| 平成13年度 | 2,108,778 | ... | 2,173,300 | 2,173,203 | 29,325 | 97 | 209,793 | F. Y. 2001 2002 | |
| 14 | 2,064,790 | 83,431 | 2,218,307 | 2,218,166 | 27,484 | 141 | 162,822 | | |
| 平成15年 1月～3月 | 652,003 | 23,278 | 709,450 | 709,444 | 8,564 | 6 | 162,822 | Q 1 2003 | |
| 4月～6月 | 491,947 | 17,195 | 514,380 | 514,348 | 6,431 | 32 | 157,927 | Q 2 | |
| 7月～9月 | 469,969 | 9,438 | 483,531 | 483,531 | 5,794 | - | 153,602 | Q 3 | |
| 10月～12月 | 508,964 | 12,849 | 500,221 | 500,204 | 6,033 | 17 | 174,436 | Q 4 | |
| 平成15年 | 1月 | 176,461 | 4,220 | 179,512 | 179,506 | 2,121 | 6 | 198,026 | Jan. 2003 |
| | 2月 | 227,561 | 7,785 | 244,317 | 244,317 | 2,772 | - | 189,251 | Feb. |
| | 3月 | 247,981 | 11,273 | 285,621 | 285,621 | 3,671 | - | 162,822 | Mar. |
| | 4月 | 196,203 | 7,852 | 218,509 | 218,509 | 2,732 | - | 148,300 | Apr. |
| | 5月 | 148,188 | 5,126 | 148,294 | 148,270 | 1,848 | 24 | 154,491 | May |
| | 6月 | 147,556 | 4,217 | 147,577 | 147,569 | 1,851 | 8 | 157,927 | Jun. |
| | 7月 | 146,952 | 4,302 | 147,782 | 147,782 | 1,908 | - | 161,198 | Jul. |
| | 8月 | 145,111 | 2,238 | 152,842 | 152,842 | 1,755 | - | 155,705 | Aug. |
| | 9月 | 177,906 | 2,898 | 182,907 | 182,907 | 2,130 | - | 153,602 | Sep. |
| | 10月 | 179,134 | 4,135 | 182,031 | 182,031 | 2,129 | - | 154,838 | Oct. |
| | 11月 | 165,957 | 4,200 | 154,946 | 154,931 | 1,904 | 15 | 170,095 | Nov. |
| | 12月 | 163,873 | 4,514 | 163,244 | 163,242 | 2,000 | 2 | 174,436 | Dec. |

注：平成14年1月の調査票改正により「受入」を新設した。

Note : In January, 2002, due to revisions in the survey sheets, "Receipt Quantity" was established.

金属製家具 Metal furniture

| 年 月 | 耐火金庫 (7) Fire-resistive containers | | | | | | 単位：個 Unit：number | Year, Quarter and Month |
|-------------|---------------------------------------|-----------------------------|----------------------------|----------------|-------------------------------|-------------------------------|---------------------|-------------------------------|
| | 生産数量 Production Quantity | 受入数量 Receipt Quantity | 出荷数量 Shipments Quantity | | | 在庫数量 Inventory Quantity | | |
| | | | 計 Total | 販売 Sales | | | その他 Others | |
| | | | | 数量 Quantity | 金額(百万円) Value(Million yen) | | | |
| 平成11年 | 287,805 | ... | 308,604 | 308,482 | 9,615 | 122 | 20,910 | C. Y. 1999 |
| 12 | 299,266 | ... | 301,647 | 301,595 | 11,334 | 52 | 20,497 | 2000 |
| 13 | 247,297 | ... | 254,353 | 254,327 | 9,960 | 26 | 15,554 | 2001 |
| 14 | 231,446 | 11,725 | 243,326 | 243,309 | 9,053 | 17 | 15,917 | 2002 |
| 15 | 129,819 | 54,869 | 173,143 | 173,081 | 7,580 | 62 | 24,663 | 2003 |
| 平成13年度 | 258,015 | ... | 260,857 | 260,821 | 9,741 | 36 | 15,793 | F. Y. 2001 |
| 14 | 205,138 | 14,656 | 220,258 | 220,191 | 8,767 | 67 | 15,886 | 2002 |
| 平成15年 1月～3月 | 42,417 | 5,581 | 47,959 | 47,897 | 2,221 | 62 | 15,886 | Q 1 2003 |
| 4月～6月 | 30,849 | 17,167 | 37,198 | 37,198 | 1,858 | - | 26,704 | Q 2 |
| 7月～9月 | 28,962 | 13,345 | 42,796 | 42,796 | 1,738 | - | 23,486 | Q 3 |
| 10月～12月 | 27,591 | 18,776 | 45,190 | 45,190 | 1,763 | - | 24,663 | Q 4 |
| 平成15年 1月 | 16,374 | 788 | 17,127 | 17,127 | 660 | - | 15,952 | Jan. 2003 |
| 2月 | 17,133 | 774 | 19,361 | 19,361 | 768 | - | 14,498 | Feb. |
| 3月 | 8,910 | 4,019 | 11,471 | 11,409 | 792 | 62 | 15,886 | Mar. |
| 4月 | 10,618 | 2,728 | 13,265 | 13,265 | 692 | - | 15,967 | Apr. |
| 5月 | 12,311 | 7,080 | 12,362 | 12,362 | 610 | - | 22,996 | May |
| 6月 | 7,920 | 7,359 | 11,571 | 11,571 | 555 | - | 26,704 | Jun. |
| 7月 | 9,700 | 5,456 | 14,056 | 14,056 | 630 | - | 27,804 | Jul. |
| 8月 | 8,956 | 2,779 | 10,484 | 10,484 | 528 | - | 26,296 | Aug. |
| 9月 | 10,306 | 5,110 | 18,256 | 18,256 | 580 | - | 23,486 | Sep. |
| 10月 | 9,884 | 6,548 | 14,422 | 14,422 | 604 | - | 25,496 | Oct. |
| 11月 | 7,543 | 5,710 | 12,939 | 12,939 | 499 | - | 25,810 | Nov. |
| 12月 | 10,164 | 6,518 | 17,829 | 17,829 | 660 | - | 24,663 | Dec. |

| 年 月 | 流し台 (8) Sink cabinets | | | | | | 単位：個 Unit：number | Year, Quarter and Month |
|-------------|--------------------------------|-----------------------------|----------------------------|----------------|-------------------------------|-------------------------------|---------------------|-------------------------------|
| | 生産数量 Production Quantity | 受入数量 Receipt Quantity | 出荷数量 Shipments Quantity | | | 在庫数量 Inventory Quantity | | |
| | | | 計 Total | 販売 Sales | | | その他 Others | |
| | | | | 数量 Quantity | 金額(百万円) Value(Million yen) | | | |
| 平成11年 | 849,605 | ... | 811,381 | 677,967 | 31,268 | 133,414 | 139,248 | C. Y. 1999 |
| 12 | 728,445 | ... | 738,561 | 634,137 | 29,627 | 104,424 | 39,280 | 2000 |
| 13 | 608,107 | ... | 585,914 | 585,914 | 26,494 | - | 66,295 | 2001 |
| 14 | 473,009 | 6,118 | 489,861 | 489,843 | 23,914 | 18 | 52,657 | 2002 |
| 15 | 442,031 | 5,965 | 458,260 | 458,260 | 21,954 | - | 41,630 | 2003 |
| 平成13年度 | 571,391 | ... | 558,352 | 558,334 | 25,832 | 18 | 55,818 | F. Y. 2001 |
| 14 | 456,098 | 6,028 | 472,468 | 472,468 | 22,990 | - | 45,194 | 2002 |
| 平成15年 1月～3月 | 116,893 | 1,493 | 125,814 | 125,814 | 6,033 | - | 45,194 | Q 1 2003 |
| 4月～6月 | 98,704 | 1,367 | 110,830 | 110,830 | 5,171 | - | 34,309 | Q 2 |
| 7月～9月 | 107,199 | 1,587 | 105,197 | 105,197 | 4,977 | - | 37,422 | Q 3 |
| 10月～12月 | 119,235 | 1,518 | 116,419 | 116,419 | 5,773 | - | 41,630 | Q 4 |
| 平成15年 1月 | 39,923 | 384 | 37,171 | 37,171 | 1,763 | - | 55,751 | Jan. 2003 |
| 2月 | 40,149 | 404 | 44,809 | 44,809 | 2,190 | - | 51,529 | Feb. |
| 3月 | 36,821 | 705 | 43,834 | 43,834 | 2,080 | - | 45,194 | Mar. |
| 4月 | 31,706 | 558 | 39,756 | 39,756 | 1,998 | - | 37,660 | Apr. |
| 5月 | 32,927 | 540 | 36,910 | 36,910 | 1,701 | - | 34,175 | May |
| 6月 | 34,071 | 269 | 34,164 | 34,164 | 1,472 | - | 34,309 | Jun. |
| 7月 | 40,036 | 585 | 38,330 | 38,330 | 1,850 | - | 36,558 | Jul. |
| 8月 | 31,600 | 428 | 32,160 | 32,160 | 1,512 | - | 36,384 | Aug. |
| 9月 | 35,563 | 574 | 34,707 | 34,707 | 1,615 | - | 37,422 | Sep. |
| 10月 | 41,977 | 541 | 38,493 | 38,493 | 1,951 | - | 41,405 | Oct. |
| 11月 | 39,948 | 479 | 38,288 | 38,288 | 1,840 | - | 43,502 | Nov. |
| 12月 | 37,310 | 498 | 39,638 | 39,638 | 1,982 | - | 41,630 | Dec. |

注：平成14年1月の調査票改正により「受入」を新設した。

Note：In January, 2002, due to revisions in the survey sheets, "Receipt Quantity" was established.

金属製家具 Metal furniture

| 年 月 | ガス台 (9) Range tables | | | | | | 単位：個 Unit: number | Year, Quarter and Month |
|-------------|--------------------------------|-----------------------------|----------------------------|----------------|---------------------------------|-----------------|-------------------------------|--|
| | 生産数量 Production Quantity | 受入数量 Receipt Quantity | 出荷数量 Shipments Quantity | | | | 在庫数量 Inventory Quantity | |
| | | | 計 Total | 販売 Sales | | そ の 他 Others | | |
| | | | | 数量 Quantity | 金額 (百万円) Value (Million yen) | | | |
| 平成11年 | 451,772 | ... | 445,988 | 442,420 | 6,226 | 3,568 | 70,139 | C. Y. 1999 2000 2001 2002 2003 |
| 12 | 364,230 | ... | 368,711 | 365,595 | 5,753 | 3,116 | 25,149 | |
| 13 | 342,214 | ... | 322,624 | 322,624 | 5,057 | - | 46,149 | |
| 14 | 303,171 | 4,405 | 314,372 | 314,336 | 5,066 | 36 | 37,357 | |
| 15 | 276,603 | 4,219 | 294,832 | 294,827 | 4,740 | 5 | 25,806 | |
| 平成13年度 | 333,321 | ... | 321,097 | 321,061 | 5,060 | 36 | 36,451 | F. Y. 2001 2002 |
| 14 | 293,927 | 4,183 | 307,719 | 307,714 | 5,010 | 5 | 28,573 | |
| 平成15年 1月～3月 | 70,523 | 996 | 80,789 | 80,784 | 1,293 | 5 | 28,573 | Q 1 2003 |
| 4月～6月 | 59,264 | 956 | 68,549 | 68,549 | 1,106 | - | 20,649 | Q 2 |
| 7月～9月 | 72,170 | 1,137 | 70,533 | 70,533 | 1,126 | - | 23,836 | Q 3 |
| 10月～12月 | 74,646 | 1,130 | 74,961 | 74,961 | 1,216 | - | 25,806 | Q 4 |
| 平成15年 1月 | 23,651 | 251 | 24,105 | 24,100 | 386 | 5 | 37,289 | Jan. 2003 |
| 2月 | 23,390 | 261 | 27,230 | 27,230 | 431 | - | 33,905 | Feb. |
| 3月 | 23,482 | 484 | 29,454 | 29,454 | 476 | - | 28,573 | Mar. |
| 4月 | 19,923 | 366 | 25,724 | 25,724 | 405 | - | 23,273 | Apr. |
| 5月 | 18,982 | 405 | 21,753 | 21,753 | 354 | - | 21,375 | May |
| 6月 | 20,359 | 185 | 21,072 | 21,072 | 346 | - | 20,649 | Jun. |
| 7月 | 25,890 | 381 | 25,154 | 25,154 | 413 | - | 21,901 | Jul. |
| 8月 | 21,514 | 295 | 21,669 | 21,669 | 347 | - | 22,176 | Aug. |
| 9月 | 24,766 | 461 | 23,710 | 23,710 | 366 | - | 23,836 | Sep. |
| 10月 | 27,163 | 427 | 24,354 | 24,354 | 406 | - | 27,207 | Oct. |
| 11月 | 24,907 | 359 | 24,794 | 24,794 | 405 | - | 27,814 | Nov. |
| 12月 | 22,576 | 344 | 25,813 | 25,813 | 405 | - | 25,806 | Dec. |

| 年 月 | 調理台 (10) Cooking tables | | | | | | 単位：個 Unit: number | Year, Quarter and Month |
|-------------|--------------------------------|-----------------------------|----------------------------|----------------|---------------------------------|-----------------|-------------------------------|--|
| | 生産数量 Production Quantity | 受入数量 Receipt Quantity | 出荷数量 Shipments Quantity | | | | 在庫数量 Inventory Quantity | |
| | | | 計 Total | 販売 Sales | | そ の 他 Others | | |
| | | | | 数量 Quantity | 金額 (百万円) Value (Million yen) | | | |
| 平成11年 | 258,029 | ... | 262,772 | 262,116 | 6,331 | 656 | 31,980 | C. Y. 1999 2000 2001 2002 2003 |
| 12 | 244,609 | ... | 248,942 | 248,013 | 5,124 | 929 | 27,990 | |
| 13 | 248,118 | ... | 248,988 | 248,988 | 4,611 | - | 32,629 | |
| 14 | 214,710 | 1,626 | 222,145 | 222,119 | 4,276 | 26 | 27,114 | |
| 15 | 194,500 | 1,477 | 207,181 | 207,173 | 3,973 | 8 | 18,591 | |
| 平成13年度 | 236,128 | ... | 243,140 | 243,114 | 4,522 | 26 | 27,093 | F. Y. 2001 2002 |
| 14 | 204,517 | 1,608 | 214,851 | 214,843 | 4,200 | 8 | 20,214 | |
| 平成15年 1月～3月 | 42,143 | 397 | 49,886 | 49,878 | 973 | 8 | 20,214 | Q 1 2003 |
| 4月～6月 | 46,815 | 326 | 49,741 | 49,741 | 949 | - | 18,059 | Q 2 |
| 7月～9月 | 51,272 | 408 | 52,745 | 52,745 | 996 | - | 18,319 | Q 3 |
| 10月～12月 | 54,270 | 346 | 54,809 | 54,809 | 1,054 | - | 18,591 | Q 4 |
| 平成15年 1月 | 16,263 | 116 | 14,140 | 14,132 | 270 | 8 | 29,505 | Jan. 2003 |
| 2月 | 13,846 | 117 | 16,869 | 16,869 | 334 | - | 26,748 | Feb. |
| 3月 | 12,034 | 164 | 18,877 | 18,877 | 370 | - | 20,214 | Mar. |
| 4月 | 15,242 | 121 | 16,072 | 16,072 | 305 | - | 19,640 | Apr. |
| 5月 | 14,670 | 145 | 16,744 | 16,744 | 327 | - | 17,866 | May |
| 6月 | 16,903 | 60 | 16,925 | 16,925 | 317 | - | 18,059 | Jun. |
| 7月 | 19,318 | 157 | 19,319 | 19,319 | 364 | - | 19,180 | Jul. |
| 8月 | 16,137 | 108 | 15,911 | 15,911 | 304 | - | 19,669 | Aug. |
| 9月 | 15,817 | 143 | 17,515 | 17,515 | 328 | - | 18,319 | Sep. |
| 10月 | 19,569 | 125 | 19,018 | 19,018 | 357 | - | 19,150 | Oct. |
| 11月 | 18,576 | 115 | 18,648 | 18,648 | 362 | - | 19,348 | Nov. |
| 12月 | 16,125 | 106 | 17,143 | 17,143 | 335 | - | 18,591 | Dec. |

注：平成14年1月の調査票改正により「受入」を新設した。

Note: In January, 2002, due to revisions in the survey sheets, "Receipt Quantity" was established.

金属製家具 Metal furniture

| 年 月 | システムキッチン (11) System kitchens | | | | | | 単位：セット Unit: sets | Year, Quarter and Month |
|-------------|----------------------------------|-----------------------------|----------------------------|----------------|---------------------------------|-------------------------------|----------------------|-------------------------------|
| | 生産数量 Production Quantity | 受入数量 Receipt Quantity | 出荷数量 Shipments Quantity | | | 在庫数量 Inventory Quantity | | |
| | | | 計 Total | 販売 Sales | | | そ の 他 Others | |
| | | | | 数量 Quantity | 金額 (百万円) Value (Million yen) | | | |
| 平成11年 | 648,404 | ... | 617,146 | 617,146 | 86,157 | - | 53,724 | C. Y. 1999 |
| 12 | 647,855 | ... | 627,413 | 627,413 | 107,038 | - | 42,841 | 2000 |
| 13 | 654,235 | ... | 645,316 | 645,316 | 110,843 | - | 41,088 | 2001 |
| 14 | 697,775 | 856 | 696,240 | 696,240 | 114,316 | - | 42,139 | 2002 |
| 15 | 713,783 | 614 | 714,992 | 714,992 | 122,107 | - | 34,309 | 2003 |
| 平成13年度 | 647,826 | ... | 651,560 | 651,560 | 110,494 | - | 28,378 | F. Y. 2001 |
| 14 | 703,740 | 841 | 705,570 | 705,570 | 115,937 | - | 26,526 | 2002 |
| 平成15年 1月～3月 | 162,557 | 213 | 180,039 | 180,039 | 29,782 | - | 26,526 | Q 1 2003 |
| 4月～6月 | 159,976 | 183 | 154,041 | 154,041 | 26,965 | - | 30,724 | Q 2 |
| 7月～9月 | 195,904 | 121 | 185,365 | 185,365 | 31,675 | - | 36,374 | Q 3 |
| 10月～12月 | 195,346 | 97 | 195,547 | 195,547 | 33,685 | - | 34,309 | Q 4 |
| 平成15年 1月 | 51,513 | 50 | 58,826 | 58,826 | 9,069 | - | 34,593 | Jan. 2003 |
| 2月 | 55,574 | 89 | 60,839 | 60,839 | 9,889 | - | 30,366 | Feb. |
| 3月 | 55,470 | 74 | 60,374 | 60,374 | 10,824 | - | 26,526 | Mar. |
| 4月 | 50,558 | 85 | 50,449 | 50,449 | 8,603 | - | 24,815 | Apr. |
| 5月 | 52,041 | 38 | 49,219 | 49,219 | 8,723 | - | 27,582 | May |
| 6月 | 57,377 | 60 | 54,373 | 54,373 | 9,639 | - | 30,724 | Jun. |
| 7月 | 67,028 | 28 | 63,126 | 63,126 | 10,757 | - | 34,771 | Jul. |
| 8月 | 62,035 | 58 | 57,420 | 57,420 | 9,677 | - | 41,301 | Aug. |
| 9月 | 66,841 | 35 | 64,819 | 64,819 | 11,242 | - | 36,374 | Sep. |
| 10月 | 67,855 | 34 | 66,278 | 66,278 | 11,248 | - | 35,122 | Oct. |
| 11月 | 65,715 | 58 | 65,624 | 65,624 | 11,308 | - | 35,684 | Nov. |
| 12月 | 61,776 | 5 | 63,645 | 63,645 | 11,129 | - | 34,309 | Dec. |

| 年 月 | ベッド (12) Metal beds | | | | | | 単位：個 Unit: number | Year, Quarter and Month |
|-------------|--------------------------------|-----------------------------|----------------------------|----------------|---------------------------------|-------------------------------|----------------------|-------------------------------|
| | 生産数量 Production Quantity | 受入数量 Receipt Quantity | 出荷数量 Shipments Quantity | | | 在庫数量 Inventory Quantity | | |
| | | | 計 Total | 販売 Sales | | | そ の 他 Others | |
| | | | | 数量 Quantity | 金額 (百万円) Value (Million yen) | | | |
| 平成11年 | 239,983 | ... | 234,780 | 234,009 | 28,585 | 771 | 47,464 | C. Y. 1999 |
| 12 | 216,855 | ... | 219,573 | 219,401 | 27,249 | 172 | 47,483 | 2000 |
| 13 | 197,059 | ... | 201,949 | 201,905 | 24,158 | 44 | 40,578 | 2001 |
| 14 | 192,739 | 2,832 | 194,175 | 193,094 | 23,425 | 1,081 | 40,504 | 2002 |
| 15 | 192,451 | 6,462 | 216,059 | 212,092 | 24,270 | 3,967 | 23,442 | 2003 |
| 平成13年度 | 204,903 | ... | 204,958 | 204,470 | 24,530 | 488 | 26,051 | F. Y. 2001 |
| 14 | 174,703 | 6,222 | 189,431 | 185,612 | 22,914 | 3,819 | 17,831 | 2002 |
| 平成15年 1月～3月 | 42,674 | 4,173 | 69,631 | 66,421 | 8,189 | 3,210 | 17,831 | Q 1 2003 |
| 4月～6月 | 40,407 | 777 | 37,439 | 37,220 | 4,630 | 219 | 21,579 | Q 2 |
| 7月～9月 | 49,034 | 593 | 51,008 | 50,708 | 5,439 | 300 | 20,193 | Q 3 |
| 10月～12月 | 60,336 | 919 | 57,981 | 57,743 | 6,013 | 238 | 23,442 | Q 4 |
| 平成15年 1月 | 13,091 | 3,289 | 13,930 | 10,839 | 1,352 | 3,091 | 43,015 | Jan. 2003 |
| 2月 | 11,903 | 153 | 15,327 | 15,261 | 1,860 | 66 | 39,801 | Feb. |
| 3月 | 17,680 | 731 | 40,374 | 40,321 | 4,976 | 53 | 17,831 | Mar. |
| 4月 | 12,890 | 310 | 11,754 | 11,662 | 1,428 | 92 | 19,277 | Apr. |
| 5月 | 13,026 | 241 | 13,303 | 13,229 | 1,666 | 74 | 19,244 | May |
| 6月 | 14,491 | 226 | 12,382 | 12,329 | 1,536 | 53 | 21,579 | Jun. |
| 7月 | 17,405 | 109 | 16,834 | 16,815 | 1,871 | 19 | 22,258 | Jul. |
| 8月 | 13,663 | 391 | 15,558 | 15,292 | 1,590 | 266 | 20,750 | Aug. |
| 9月 | 17,966 | 93 | 18,616 | 18,601 | 1,978 | 15 | 20,193 | Sep. |
| 10月 | 17,310 | 323 | 15,600 | 15,504 | 1,654 | 96 | 22,223 | Oct. |
| 11月 | 18,695 | 348 | 21,449 | 21,399 | 2,170 | 50 | 19,795 | Nov. |
| 12月 | 24,331 | 248 | 20,932 | 20,840 | 2,188 | 92 | 23,442 | Dec. |

注：平成14年1月の調査票改正により「受入」を新設した。

Note: In January, 2002, due to revisions in the survey sheets, "Receipt Quantity" was established.

金属製家具 Metal furniture

| 年 月 | 棚 (13) Racks | | | | | | | 単位：個 Unit: number | Year, Quarter and Month |
|-------------|--------------------------------|-----------------------------|----------------------------|----------------|-------------------------------|---------------|-------------------------------|----------------------|-------------------------------|
| | 生産数量 Production Quantity | 受入数量 Receipt Quantity | 出荷数量 Shipments Quantity | | | | 在庫数量 Inventory Quantity | | |
| | | | 計 Total | 販売 Sales | | その他 Others | | | |
| | | | | 数量 Quantity | 金額(百万円) Value(Million yen) | | | | |
| 平成11年 | 2,923,462 | ... | 2,877,917 | 2,877,586 | 24,856 | 331 | 234,830 | C. Y. 1999 | |
| 12 | 3,014,001 | ... | 3,032,329 | 3,032,282 | 28,902 | 47 | 219,381 | 2000 | |
| 13 | 2,475,011 | ... | 2,423,262 | 2,423,249 | 24,516 | 13 | 299,956 | 2001 | |
| 14 | 1,969,169 | 133,134 | 2,247,820 | 2,247,804 | 21,582 | 16 | 207,340 | 2002 | |
| 15 | 1,849,023 | 81,718 | 1,957,568 | 1,957,509 | 19,719 | 59 | 202,402 | 2003 | |
| 平成13年度 | 2,365,714 | ... | 2,462,722 | 2,462,714 | 25,464 | 8 | 213,233 | F. Y. 2001 | |
| 14 | 1,844,425 | 127,568 | 2,014,031 | 2,014,014 | 18,733 | 17 | 194,878 | 2002 | |
| 平成15年 1月~3月 | 486,232 | 26,475 | 513,503 | 513,502 | 5,118 | 1 | 194,878 | Q 1 2003 | |
| 4月~6月 | 428,637 | 20,504 | 444,361 | 444,340 | 4,363 | 21 | 210,835 | Q 2 | |
| 7月~9月 | 448,453 | 17,552 | 484,918 | 484,918 | 4,832 | - | 203,086 | Q 3 | |
| 10月~12月 | 485,701 | 17,187 | 514,786 | 514,749 | 5,406 | 37 | 202,402 | Q 4 | |
| 平成15年 1月 | 142,435 | 9,402 | 153,495 | 153,495 | 1,246 | - | 186,574 | Jan. 2003 | |
| 2月 | 162,738 | 5,211 | 163,003 | 163,003 | 1,669 | - | 195,242 | Feb. | |
| 3月 | 181,059 | 11,862 | 197,005 | 197,004 | 2,204 | 1 | 194,878 | Mar. | |
| 4月 | 154,358 | 6,549 | 158,962 | 158,962 | 1,608 | - | 200,542 | Apr. | |
| 5月 | 131,054 | 8,310 | 134,409 | 134,388 | 1,230 | 21 | 209,238 | May | |
| 6月 | 143,225 | 5,645 | 150,990 | 150,990 | 1,525 | - | 210,835 | Jun. | |
| 7月 | 152,942 | 5,874 | 167,842 | 167,842 | 1,596 | - | 205,526 | Jul. | |
| 8月 | 142,399 | 5,901 | 151,368 | 151,368 | 1,556 | - | 206,181 | Aug. | |
| 9月 | 153,112 | 5,777 | 165,708 | 165,708 | 1,679 | - | 203,086 | Sep. | |
| 10月 | 171,601 | 3,887 | 182,856 | 182,856 | 1,943 | - | 199,438 | Oct. | |
| 11月 | 157,624 | 5,382 | 160,941 | 160,941 | 1,695 | - | 205,225 | Nov. | |
| 12月 | 156,476 | 7,918 | 170,989 | 170,952 | 1,767 | 37 | 202,402 | Dec. | |

| 年 月 | 間仕切り (14) Partition | | | | | | | 単位：m ² Unit: m ² | Year, Quarter and Month |
|-------------|--------------------------------|-----------------------------|----------------------------|----------------|-------------------------------|---------------|-------------------------------|---|-------------------------------|
| | 生産数量 Production Quantity | 受入数量 Receipt Quantity | 出荷数量 Shipments Quantity | | | | 在庫数量 Inventory Quantity | | |
| | | | 計 Total | 販売 Sales | | その他 Others | | | |
| | | | | 数量 Quantity | 金額(百万円) Value(Million yen) | | | | |
| 平成11年 | 4,113,845 | ... | 4,122,685 | 4,122,647 | 69,501 | 38 | 139,697 | C. Y. 1999 | |
| 12 | 4,133,173 | ... | 4,098,869 | 4,098,600 | 75,907 | 269 | 181,207 | 2000 | |
| 13 | 3,921,400 | ... | 3,960,958 | 3,960,934 | 74,733 | 24 | 142,008 | 2001 | |
| 14 | 3,679,403 | 3,098 | 3,652,517 | 3,652,413 | 70,689 | 104 | 170,992 | 2002 | |
| 15 | 4,290,454 | 4,503 | 4,283,160 | 4,283,087 | 75,949 | 73 | 182,403 | 2003 | |
| 平成13年度 | 3,833,897 | ... | 3,864,644 | 3,864,620 | 72,339 | 24 | 95,104 | F. Y. 2001 | |
| 14 | 3,798,812 | 3,518 | 3,722,489 | 3,722,385 | 72,985 | 104 | 170,728 | 2002 | |
| 平成15年 1月~3月 | 1,114,866 | 1,177 | 1,115,922 | 1,115,922 | 21,903 | - | 170,728 | Q 1 2003 | |
| 4月~6月 | 1,043,878 | 1,712 | 1,078,011 | 1,077,945 | 18,340 | 66 | 138,294 | Q 2 | |
| 7月~9月 | 1,011,161 | 563 | 1,040,933 | 1,040,933 | 17,787 | - | 109,098 | Q 3 | |
| 10月~12月 | 1,120,549 | 1,051 | 1,048,294 | 1,048,287 | 17,919 | 7 | 182,403 | Q 4 | |
| 平成15年 1月 | 310,760 | 116 | 243,806 | 243,806 | 5,103 | - | 238,063 | Jan. 2003 | |
| 2月 | 344,821 | 329 | 372,209 | 372,209 | 7,072 | - | 210,617 | Feb. | |
| 3月 | 459,285 | 732 | 499,907 | 499,907 | 9,728 | - | 170,728 | Mar. | |
| 4月 | 407,431 | 833 | 385,507 | 385,507 | 6,542 | - | 193,480 | Apr. | |
| 5月 | 318,968 | 374 | 340,279 | 340,213 | 5,916 | 66 | 172,532 | May | |
| 6月 | 317,479 | 505 | 352,225 | 352,225 | 5,882 | - | 138,294 | Jun. | |
| 7月 | 354,934 | 186 | 324,557 | 324,557 | 5,551 | - | 168,856 | Jul. | |
| 8月 | 313,115 | 212 | 336,613 | 336,613 | 5,629 | - | 145,571 | Aug. | |
| 9月 | 343,112 | 165 | 379,763 | 379,763 | 6,606 | - | 109,098 | Sep. | |
| 10月 | 373,961 | 202 | 333,368 | 333,368 | 5,831 | - | 149,892 | Oct. | |
| 11月 | 352,424 | 416 | 343,281 | 343,275 | 5,738 | 6 | 159,453 | Nov. | |
| 12月 | 394,164 | 433 | 371,645 | 371,644 | 6,350 | 1 | 182,403 | Dec. | |

注：平成14年1月の調査票改正により「受入」を新設した。

Note: In January, 2002, due to revisions in the survey sheets, "Receipt Quantity" was established.

金属製家具 Metal furniture

| 年 月 | その他の金属製家具 (15) Other metal furnitures | | | | | | 単位：個 Unit：number | Year, Quarter and Month |
|-------------|--|-----------------------------|----------------------------|----------------|-------------------------------|-------------------------------|---------------------|-------------------------------|
| | 生産数量 Production Quantity | 受入数量 Receipt Quantity | 出荷数量 Shipments Quantity | | | 在庫数量 Inventory Quantity | | |
| | | | 計 Total | 販売 Sales | | | その他 Others | |
| | | | | 数量 Quantity | 金額(百万円) Value(Million yen) | | | |
| 平成11年 | 3,640,666 | ... | 3,676,668 | 3,672,135 | 42,363 | 4,533 | 298,337 | C. Y. 1999 |
| 12 | 3,513,122 | ... | 3,549,572 | 3,549,204 | 41,553 | 368 | 264,729 | 2000 |
| 13 | 2,925,542 | ... | 2,979,006 | 2,978,130 | 36,682 | 876 | 209,934 | 2001 |
| 14 | 2,434,780 | 229,375 | 2,703,358 | 2,693,616 | 31,263 | 9,742 | 170,159 | 2002 |
| 15 | 2,904,826 | 246,732 | 3,235,165 | 3,230,754 | 31,375 | 4,411 | 86,971 | 2003 |
| 平成13年度 | 2,736,265 | ... | 2,835,606 | 2,829,415 | 34,021 | 6,191 | 237,247 | F. Y. 2001 |
| 14 | 2,430,172 | 230,162 | 2,722,770 | 2,718,390 | 30,928 | 4,380 | 175,910 | 2002 |
| 平成15年 1月～3月 | 605,157 | 60,648 | 659,919 | 659,775 | 7,768 | 144 | 175,910 | Q 1 2003 |
| 4月～6月 | 752,307 | 92,807 | 880,839 | 880,411 | 7,551 | 428 | 140,187 | Q 2 |
| 7月～9月 | 792,709 | 44,682 | 891,497 | 887,885 | 8,297 | 3,612 | 85,981 | Q 3 |
| 10月～12月 | 754,653 | 48,595 | 802,910 | 802,683 | 7,759 | 227 | 86,971 | Q 4 |
| 平成15年 1月 | 190,402 | 12,184 | 171,810 | 171,808 | 2,374 | 2 | 200,783 | J a n . 2003 |
| 2月 | 213,024 | 21,134 | 222,957 | 222,827 | 2,532 | 130 | 212,423 | F e b . |
| 3月 | 201,731 | 27,330 | 265,152 | 265,140 | 2,862 | 12 | 175,910 | M a r . |
| 4月 | 285,115 | 34,055 | 339,811 | 339,788 | 2,505 | 23 | 155,273 | A p r . |
| 5月 | 250,590 | 29,102 | 285,363 | 285,026 | 2,468 | 337 | 149,576 | M a y |
| 6月 | 216,602 | 29,650 | 255,665 | 255,597 | 2,578 | 68 | 140,187 | J u n . |
| 7月 | 235,792 | 13,977 | 273,305 | 269,701 | 2,806 | 3,604 | 116,607 | J u l . |
| 8月 | 280,175 | 16,349 | 319,545 | 319,540 | 2,642 | 5 | 93,526 | A u g . |
| 9月 | 276,742 | 14,356 | 298,647 | 298,644 | 2,849 | 3 | 85,981 | S e p . |
| 10月 | 290,900 | 17,553 | 300,930 | 300,888 | 2,628 | 42 | 93,431 | O c t . |
| 11月 | 243,639 | 15,749 | 264,199 | 264,035 | 2,567 | 164 | 88,644 | N o v . |
| 12月 | 220,114 | 15,293 | 237,781 | 237,760 | 2,564 | 21 | 86,971 | D e c . |

木製家具 Wooden furniture

| 年 月 | たんす計 (16)~(18) Chest of drawers | | | | | | 単位：個 Unit：number | Year, Quarter and Month |
|-------------|------------------------------------|-----------------------------|----------------------------|----------------|-------------------------------|-------------------------------|---------------------|-------------------------------|
| | 生産数量 Production Quantity | 受入数量 Receipt Quantity | 出荷数量 Shipments Quantity | | | 在庫数量 Inventory Quantity | | |
| | | | 計 Total | 販売 Sales | | | その他 Others | |
| | | | | 数量 Quantity | 金額(百万円) Value(Million yen) | | | |
| 平成11年 | 449,034 | ... | 497,794 | 497,381 | 35,089 | 413 | 155,188 | C. Y. 1999 |
| 12 | 364,222 | ... | 413,026 | 410,330 | 28,064 | 2,696 | 139,866 | 2000 |
| 13 | 296,643 | ... | 342,806 | 337,374 | 22,114 | 5,432 | 126,952 | 2001 |
| 14 | 200,327 | 11,165 | 255,723 | 248,371 | 16,982 | 7,352 | 55,301 | 2002 |
| 15 | 152,248 | 4,441 | 172,722 | 171,182 | 12,305 | 1,540 | 45,595 | 2003 |
| 平成13年度 | 268,268 | ... | 327,180 | 319,310 | 21,169 | 7,870 | 70,910 | F. Y. 2001 |
| 14 | 188,036 | 7,658 | 222,757 | 221,620 | 15,343 | 1,137 | 51,987 | 2002 |
| 平成15年 1月～3月 | 41,416 | 1,021 | 46,991 | 46,801 | 3,317 | 190 | 51,987 | Q 1 2003 |
| 4月～6月 | 41,410 | 921 | 45,171 | 44,868 | 3,239 | 303 | 49,905 | Q 2 |
| 7月～9月 | 34,122 | 1,188 | 40,358 | 40,106 | 2,871 | 252 | 48,125 | Q 3 |
| 10月～12月 | 35,300 | 1,311 | 40,202 | 39,407 | 2,879 | 795 | 45,595 | Q 4 |
| 平成15年 1月 | 14,094 | 286 | 13,864 | 13,829 | 931 | 35 | 56,110 | J a n . 2003 |
| 2月 | 13,364 | 277 | 16,669 | 16,627 | 1,189 | 42 | 53,252 | F e b . |
| 3月 | 13,958 | 458 | 16,458 | 16,345 | 1,197 | 113 | 51,987 | M a r . |
| 4月 | 13,287 | 353 | 16,730 | 16,670 | 1,241 | 60 | 49,698 | A p r . |
| 5月 | 14,409 | 328 | 14,998 | 14,831 | 1,080 | 167 | 50,250 | M a y |
| 6月 | 13,714 | 240 | 13,443 | 13,367 | 918 | 76 | 49,905 | J u n . |
| 7月 | 11,825 | 551 | 13,343 | 13,269 | 856 | 74 | 50,532 | J u l . |
| 8月 | 10,366 | 242 | 11,938 | 11,819 | 848 | 119 | 50,047 | A u g . |
| 9月 | 11,931 | 395 | 15,077 | 15,018 | 1,166 | 59 | 48,125 | S e p . |
| 10月 | 11,920 | 248 | 14,785 | 14,651 | 1,146 | 134 | 46,356 | O c t . |
| 11月 | 11,842 | 489 | 12,802 | 12,795 | 926 | 7 | 45,388 | N o v . |
| 12月 | 11,538 | 574 | 12,615 | 11,961 | 807 | 654 | 45,595 | D e c . |

注：平成14年1月の調査票改正により「受入」を新設した。

Note: In January, 2002, due to revisions in the survey sheets, "Receipt Quantity" was established.

木製家具 Wooden furniture

| 年 月 | 洋服たんす (16) Wardrobe | | | | | | 単位：個 Unit: number | Year, Quarter and Month |
|-------------|--------------------------------|-----------------------------|----------------------------|----------------|-------------------------------|-------------------------------|----------------------|-------------------------------|
| | 生産数量 Production Quantity | 受入数量 Receipt Quantity | 出荷数量 Shipments Quantity | | | 在庫数量 Inventory Quantity | | |
| | | | 計 Total | 販売 Sales | | | その他 Others | |
| | | | | 数量 Quantity | 金額(百万円) Value(Million yen) | | | |
| 平成11年 | 144,689 | ... | 155,550 | 155,358 | 14,397 | 192 | 52,634 | C. Y. 1999 |
| 12 | 110,975 | ... | 122,415 | 121,449 | 11,236 | 966 | 46,952 | 2000 |
| 13 | 83,968 | ... | 93,836 | 92,370 | 8,542 | 1,466 | 36,836 | 2001 |
| 14 | 61,794 | 3,562 | 72,023 | 70,211 | 6,582 | 1,812 | 16,028 | 2002 |
| 15 | 40,861 | 1,076 | 44,280 | 43,987 | 4,434 | 293 | 11,947 | 2003 |
| 平成13年度 | 76,976 | ... | 89,147 | 87,612 | 8,130 | 1,535 | 19,478 | F. Y. 2001 |
| 14 | 56,587 | 2,208 | 62,278 | 61,712 | 5,878 | 566 | 14,172 | 2002 |
| 平成15年 1月～3月 | 10,936 | 265 | 12,450 | 12,359 | 1,198 | 91 | 14,172 | Q 1 2003 |
| 4月～6月 | 11,981 | 297 | 12,256 | 12,138 | 1,176 | 118 | 13,567 | Q 2 |
| 7月～9月 | 9,147 | 244 | 10,057 | 10,018 | 1,047 | 39 | 12,902 | Q 3 |
| 10月～12月 | 8,797 | 270 | 9,517 | 9,472 | 1,013 | 45 | 11,947 | Q 4 |
| 平成15年 1月 | 3,845 | 80 | 3,334 | 3,321 | 337 | 13 | 16,647 | Jan. 2003 |
| 2月 | 3,512 | 85 | 4,563 | 4,550 | 427 | 13 | 15,054 | Feb. |
| 3月 | 3,579 | 100 | 4,553 | 4,488 | 434 | 65 | 14,172 | Mar. |
| 4月 | 3,742 | 95 | 4,479 | 4,438 | 449 | 41 | 13,549 | Apr. |
| 5月 | 4,127 | 107 | 4,007 | 3,974 | 389 | 33 | 13,812 | May |
| 6月 | 4,112 | 95 | 3,770 | 3,726 | 337 | 44 | 13,567 | Jun. |
| 7月 | 3,065 | 91 | 3,275 | 3,258 | 304 | 17 | 13,384 | Jul. |
| 8月 | 2,788 | 47 | 2,907 | 2,889 | 305 | 18 | 13,342 | Aug. |
| 9月 | 3,294 | 106 | 3,875 | 3,871 | 438 | 4 | 12,902 | Sep. |
| 10月 | 2,865 | 96 | 3,606 | 3,606 | 398 | - | 12,294 | Oct. |
| 11月 | 3,031 | 102 | 3,157 | 3,154 | 329 | 3 | 11,742 | Nov. |
| 12月 | 2,901 | 72 | 2,754 | 2,712 | 285 | 42 | 11,947 | Dec. |

| 年 月 | 和たんす (17) Japanese style cabinet of drawers | | | | | | 単位：個 Unit: number | Year, Quarter and Month |
|-------------|--|-----------------------------|----------------------------|----------------|-------------------------------|-------------------------------|----------------------|-------------------------------|
| | 生産数量 Production Quantity | 受入数量 Receipt Quantity | 出荷数量 Shipments Quantity | | | 在庫数量 Inventory Quantity | | |
| | | | 計 Total | 販売 Sales | | | その他 Others | |
| | | | | 数量 Quantity | 金額(百万円) Value(Million yen) | | | |
| 平成11年 | 58,968 | ... | 66,535 | 66,506 | 5,577 | 29 | 22,333 | C. Y. 1999 |
| 12 | 45,612 | ... | 53,142 | 52,880 | 4,351 | 262 | 19,357 | 2000 |
| 13 | 30,945 | ... | 40,177 | 38,027 | 3,132 | 2,150 | 14,003 | 2001 |
| 14 | 18,872 | 2,678 | 23,842 | 23,603 | 2,045 | 239 | 5,681 | 2002 |
| 15 | 12,185 | 558 | 14,670 | 14,670 | 1,478 | - | 3,886 | 2003 |
| 平成13年度 | 28,249 | ... | 36,297 | 35,091 | 2,901 | 1,206 | 7,081 | F. Y. 2001 |
| 14 | 16,212 | 1,811 | 20,108 | 19,973 | 1,821 | 135 | 5,094 | 2002 |
| 平成15年 1月～3月 | 3,370 | 166 | 4,134 | 4,134 | 411 | - | 5,094 | Q 1 2003 |
| 4月～6月 | 3,348 | 129 | 3,970 | 3,970 | 384 | - | 4,376 | Q 2 |
| 7月～9月 | 2,685 | 134 | 3,315 | 3,315 | 337 | - | 4,455 | Q 3 |
| 10月～12月 | 2,782 | 129 | 3,251 | 3,251 | 345 | - | 3,886 | Q 4 |
| 平成15年 1月 | 1,046 | 58 | 1,158 | 1,158 | 113 | - | 5,461 | Jan. 2003 |
| 2月 | 1,028 | 56 | 1,511 | 1,511 | 156 | - | 5,158 | Feb. |
| 3月 | 1,296 | 52 | 1,465 | 1,465 | 142 | - | 5,094 | Mar. |
| 4月 | 1,204 | 36 | 1,578 | 1,578 | 153 | - | 4,829 | Apr. |
| 5月 | 1,274 | 46 | 1,379 | 1,379 | 129 | - | 4,843 | May |
| 6月 | 870 | 47 | 1,013 | 1,013 | 102 | - | 4,376 | Jun. |
| 7月 | 925 | 55 | 974 | 974 | 97 | - | 4,877 | Jul. |
| 8月 | 690 | 26 | 976 | 976 | 102 | - | 4,618 | Aug. |
| 9月 | 1,070 | 53 | 1,365 | 1,365 | 138 | - | 4,455 | Sep. |
| 10月 | 1,080 | 47 | 1,366 | 1,366 | 147 | - | 4,295 | Oct. |
| 11月 | 918 | 57 | 1,086 | 1,086 | 113 | - | 3,815 | Nov. |
| 12月 | 784 | 25 | 799 | 799 | 85 | - | 3,886 | Dec. |

注：平成14年1月の調査票改正により「受入」を新設した。

Note: In January, 2002, due to revisions in the survey sheets, "Receipt Quantity" was established.

木製家具 Wooden furniture

| 年 月 | 整理たんす (18) Cabinets of drawers | | | | | | | 単位：個 Unit: number | Year, Quarter and Month |
|-------------|-----------------------------------|-----------------------------|----------------------------|----------------|---------------------------------|-----------------|-------------------------------|--|-------------------------------|
| | 生産数量 Production Quantity | 受入数量 Receipt Quantity | 出荷数量 Shipments Quantity | | | | 在庫数量 Inventory Quantity | | |
| | | | 計 Total | 販売 Sales | | そ の 他 Others | | | |
| | | | | 数量 Quantity | 金額 (百万円) Value (Million yen) | | | | |
| 平成11年 | 245,377 | ... | 275,709 | 275,517 | 15,114 | 192 | 80,221 | C. Y. 1999 2000 2001 2002 2003 | |
| 12 | 207,635 | ... | 237,469 | 236,001 | 12,476 | 1,468 | 73,557 | | |
| 13 | 181,730 | ... | 208,793 | 206,977 | 10,441 | 1,816 | 76,113 | | |
| 14 | 119,661 | 4,925 | 159,858 | 154,557 | 8,355 | 5,301 | 33,592 | | |
| 15 | 99,202 | 2,807 | 113,772 | 112,525 | 6,393 | 1,247 | 29,762 | | |
| 平成13年度 | 163,043 | ... | 201,736 | 196,607 | 10,138 | 5,129 | 44,351 | F. Y. 2001 2002 | |
| 14 | 115,237 | 3,639 | 140,371 | 139,935 | 7,644 | 436 | 32,721 | | |
| 平成15年 1月～3月 | 27,110 | 590 | 30,407 | 30,308 | 1,708 | 99 | 32,721 | Q 1 2003 | |
| 4月～6月 | 26,081 | 495 | 28,945 | 28,760 | 1,679 | 185 | 31,962 | Q 2 | |
| 7月～9月 | 22,290 | 810 | 26,986 | 26,773 | 1,486 | 213 | 30,768 | Q 3 | |
| 10月～12月 | 23,721 | 912 | 27,434 | 26,684 | 1,521 | 750 | 29,762 | Q 4 | |
| 平成15年 1月 | 9,203 | 148 | 9,372 | 9,350 | 481 | 22 | 34,002 | Jan. 2003 | |
| 2月 | 8,824 | 136 | 10,595 | 10,566 | 606 | 29 | 33,040 | Feb. | |
| 3月 | 9,083 | 306 | 10,440 | 10,392 | 621 | 48 | 32,721 | Mar. | |
| 4月 | 8,341 | 222 | 10,673 | 10,654 | 639 | 19 | 31,320 | Apr. | |
| 5月 | 9,008 | 175 | 9,612 | 9,478 | 562 | 134 | 31,595 | May | |
| 6月 | 8,732 | 98 | 8,660 | 8,628 | 478 | 32 | 31,962 | Jun. | |
| 7月 | 7,835 | 405 | 9,094 | 9,037 | 455 | 57 | 32,271 | Jul. | |
| 8月 | 6,888 | 169 | 8,055 | 7,954 | 440 | 101 | 32,087 | Aug. | |
| 9月 | 7,567 | 236 | 9,837 | 9,782 | 590 | 55 | 30,768 | Sep. | |
| 10月 | 7,975 | 105 | 9,813 | 9,679 | 600 | 134 | 29,767 | Oct. | |
| 11月 | 7,893 | 330 | 8,559 | 8,555 | 484 | 4 | 29,831 | Nov. | |
| 12月 | 7,853 | 477 | 9,062 | 8,450 | 436 | 612 | 29,762 | Dec. | |

| 年 月 | ドレッサー (鏡台を含む) (19) Dressors (including miller stands) | | | | | | | 単位：個 Unit: number | Year, Quarter and Month |
|-------------|--|-----------------------------|----------------------------|----------------|---------------------------------|-----------------|-------------------------------|--|-------------------------------|
| | 生産数量 Production Quantity | 受入数量 Receipt Quantity | 出荷数量 Shipments Quantity | | | | 在庫数量 Inventory Quantity | | |
| | | | 計 Total | 販売 Sales | | そ の 他 Others | | | |
| | | | | 数量 Quantity | 金額 (百万円) Value (Million yen) | | | | |
| 平成11年 | 1,082,049 | ... | 1,062,662 | 1,062,539 | 20,128 | 123 | 161,739 | C. Y. 1999 2000 2001 2002 2003 | |
| 12 | 1,151,329 | ... | 1,153,558 | 1,152,674 | 19,882 | 884 | 158,750 | | |
| 13 | 1,200,481 | ... | 1,256,152 | 1,254,708 | 18,300 | 1,444 | 114,455 | | |
| 14 | 1,025,221 | 845 | 1,053,685 | 1,052,544 | 16,198 | 1,141 | 78,332 | | |
| 15 | 1,055,587 | 221 | 1,068,095 | 1,068,033 | 14,967 | 62 | 65,629 | | |
| 平成13年度 | 1,156,559 | ... | 1,223,654 | 1,222,401 | 17,768 | 1,253 | 130,734 | F. Y. 2001 2002 | |
| 14 | 988,838 | 279 | 1,036,922 | 1,036,025 | 15,587 | 897 | 73,869 | | |
| 平成15年 1月～3月 | 260,951 | 58 | 265,215 | 265,205 | 3,524 | 10 | 73,869 | Q 1 2003 | |
| 4月～6月 | 261,173 | 60 | 266,383 | 266,366 | 3,803 | 17 | 68,636 | Q 2 | |
| 7月～9月 | 257,353 | 67 | 260,051 | 260,041 | 3,654 | 10 | 66,032 | Q 3 | |
| 10月～12月 | 276,110 | 36 | 276,446 | 276,421 | 3,986 | 25 | 65,629 | Q 4 | |
| 平成15年 1月 | 76,357 | 7 | 82,926 | 82,926 | 1,050 | - | 71,665 | Jan. 2003 | |
| 2月 | 89,741 | 26 | 93,840 | 93,835 | 1,305 | 5 | 67,660 | Feb. | |
| 3月 | 94,853 | 25 | 88,449 | 88,444 | 1,168 | 5 | 73,869 | Mar. | |
| 4月 | 79,502 | 32 | 82,138 | 82,126 | 1,136 | 12 | 71,256 | Apr. | |
| 5月 | 94,271 | 15 | 97,876 | 97,873 | 1,352 | 3 | 67,659 | May | |
| 6月 | 87,400 | 13 | 86,369 | 86,367 | 1,315 | 2 | 68,636 | Jun. | |
| 7月 | 88,461 | 9 | 92,024 | 92,019 | 1,413 | 5 | 65,128 | Jul. | |
| 8月 | 85,710 | 40 | 82,644 | 82,641 | 1,020 | 3 | 68,231 | Aug. | |
| 9月 | 83,182 | 18 | 85,383 | 85,381 | 1,221 | 2 | 66,032 | Sep. | |
| 10月 | 92,366 | 14 | 93,493 | 93,492 | 1,391 | 1 | 64,911 | Oct. | |
| 11月 | 91,876 | 14 | 91,651 | 91,643 | 1,325 | 8 | 65,059 | Nov. | |
| 12月 | 91,868 | 8 | 91,302 | 91,286 | 1,270 | 16 | 65,629 | Dec. | |

注：平成14年1月の調査票改正により「受入」を新設した。

Note: In January, 2002, due to revisions in the survey sheets, "Receipt Quantity" was established.

木製家具 Wooden furniture

| 年 月 | 棚計 (20)~(21) Wooden shelves | | | | | | | 単位：個 Unit：number | Year, Quarter and Month |
|-------------|--------------------------------|-----------------------------|----------------------------|----------------|-------------------------------|---------------|-------------------------------|---------------------|-------------------------------|
| | 生産数量 Production Quantity | 受入数量 Receipt Quantity | 出荷数量 Shipments Quantity | | | | 在庫数量 Inventory Quantity | | |
| | | | 計 Total | 販売 Sales | | その他 Others | | | |
| | | | | 数量 Quantity | 金額(百万円) Value(Million yen) | | | | |
| 平成11年 | 2,390,649 | ... | 2,421,097 | 2,384,696 | 59,495 | 36,401 | 266,321 | C. Y. 1999 | |
| 12 | 2,538,577 | ... | 2,574,547 | 2,506,920 | 57,021 | 67,627 | 295,294 | 2000 | |
| 13 | 2,493,740 | ... | 2,508,927 | 2,449,305 | 54,038 | 59,622 | 291,641 | 2001 | |
| 14 | 2,084,428 | 39,254 | 2,166,171 | 2,161,510 | 47,828 | 4,661 | 260,282 | 2002 | |
| 15 | 1,943,099 | 19,644 | 2,023,390 | 2,017,724 | 45,166 | 5,666 | 210,217 | 2003 | |
| 平成13年度 | 2,282,121 | ... | 2,335,112 | 2,286,322 | 51,761 | 48,790 | 241,076 | F. Y. 2001 | |
| 14 | 2,096,621 | 25,518 | 2,172,452 | 2,166,393 | 46,946 | 6,059 | 219,443 | 2002 | |
| 平成15年 1月～3月 | 472,446 | 1,866 | 524,452 | 521,923 | 11,109 | 2,529 | 219,443 | Q 1 2003 | |
| 4月～6月 | 456,593 | 4,891 | 466,937 | 465,806 | 11,143 | 1,131 | 214,749 | Q 2 | |
| 7月～9月 | 479,550 | 6,307 | 483,510 | 482,572 | 10,964 | 938 | 216,897 | Q 3 | |
| 10月～12月 | 534,510 | 6,580 | 548,491 | 547,423 | 11,950 | 1,068 | 210,217 | Q 4 | |
| 平成15年 1月 | 168,963 | 387 | 179,494 | 179,342 | 3,473 | 152 | 258,948 | Jan. 2003 | |
| 2月 | 162,206 | 894 | 182,616 | 182,424 | 3,682 | 192 | 239,655 | Feb. | |
| 3月 | 141,277 | 585 | 162,342 | 160,157 | 3,954 | 2,185 | 219,443 | Mar. | |
| 4月 | 149,802 | 2,353 | 164,980 | 164,652 | 4,081 | 328 | 206,897 | Apr. | |
| 5月 | 151,671 | 1,636 | 152,095 | 151,507 | 3,659 | 588 | 208,286 | May | |
| 6月 | 155,120 | 902 | 149,862 | 149,647 | 3,403 | 215 | 214,749 | Jun. | |
| 7月 | 170,177 | 1,776 | 168,991 | 168,660 | 3,799 | 331 | 216,653 | Jul. | |
| 8月 | 140,739 | 2,089 | 145,749 | 145,566 | 3,348 | 183 | 214,344 | Aug. | |
| 9月 | 168,634 | 2,442 | 168,770 | 168,346 | 3,818 | 424 | 216,897 | Sep. | |
| 10月 | 189,411 | 2,473 | 186,632 | 186,232 | 4,072 | 400 | 222,374 | Oct. | |
| 11月 | 182,452 | 1,910 | 183,131 | 182,866 | 3,934 | 265 | 223,877 | Nov. | |
| 12月 | 162,647 | 2,197 | 178,728 | 178,325 | 3,944 | 403 | 210,217 | Dec. | |

| 年 月 | 食器棚 (20) Cupboards | | | | | | | 単位：個 Unit：number | Year, Quarter and Month |
|-------------|--------------------------------|-----------------------------|----------------------------|----------------|-------------------------------|---------------|-------------------------------|---------------------|-------------------------------|
| | 生産数量 Production Quantity | 受入数量 Receipt Quantity | 出荷数量 Shipments Quantity | | | | 在庫数量 Inventory Quantity | | |
| | | | 計 Total | 販売 Sales | | その他 Others | | | |
| | | | | 数量 Quantity | 金額(百万円) Value(Million yen) | | | | |
| 平成11年 | 1,844,859 | ... | 1,902,233 | 1,897,884 | 47,780 | 4,349 | 169,958 | C. Y. 1999 | |
| 12 | 1,941,717 | ... | 1,968,250 | 1,950,902 | 44,836 | 17,348 | 202,879 | 2000 | |
| 13 | 1,943,586 | ... | 1,941,183 | 1,929,505 | 43,818 | 11,678 | 214,045 | 2001 | |
| 14 | 1,682,996 | 8,158 | 1,714,668 | 1,713,170 | 39,946 | 1,498 | 200,628 | 2002 | |
| 15 | 1,674,617 | 4,992 | 1,727,354 | 1,725,596 | 37,875 | 1,758 | 160,935 | 2003 | |
| 平成13年度 | 1,832,899 | ... | 1,858,408 | 1,847,069 | 42,463 | 11,339 | 176,362 | F. Y. 2001 | |
| 14 | 1,683,324 | 5,408 | 1,710,687 | 1,708,878 | 39,151 | 1,809 | 171,099 | 2002 | |
| 平成15年 1月～3月 | 371,766 | 383 | 409,005 | 408,334 | 8,975 | 671 | 171,099 | Q 1 2003 | |
| 4月～6月 | 401,542 | 500 | 404,747 | 404,503 | 9,334 | 244 | 168,815 | Q 2 | |
| 7月～9月 | 429,606 | 2,142 | 431,058 | 430,679 | 9,423 | 379 | 169,435 | Q 3 | |
| 10月～12月 | 471,703 | 1,967 | 482,544 | 482,080 | 10,143 | 464 | 160,935 | Q 4 | |
| 平成15年 1月 | 126,232 | 107 | 134,930 | 134,826 | 2,831 | 104 | 199,249 | Jan. 2003 | |
| 2月 | 124,613 | 143 | 140,076 | 140,036 | 2,931 | 40 | 183,911 | Feb. | |
| 3月 | 120,921 | 133 | 133,999 | 133,472 | 3,213 | 527 | 171,099 | Mar. | |
| 4月 | 128,387 | 242 | 140,145 | 140,075 | 3,379 | 70 | 159,705 | Apr. | |
| 5月 | 133,465 | 130 | 131,175 | 131,081 | 3,064 | 94 | 162,220 | May | |
| 6月 | 139,690 | 128 | 133,427 | 133,347 | 2,891 | 80 | 168,815 | Jun. | |
| 7月 | 153,666 | 383 | 150,307 | 150,187 | 3,267 | 120 | 171,809 | Jul. | |
| 8月 | 126,175 | 754 | 130,229 | 130,188 | 2,885 | 41 | 169,076 | Aug. | |
| 9月 | 149,765 | 1,005 | 150,522 | 150,304 | 3,271 | 218 | 169,435 | Sep. | |
| 10月 | 169,606 | 723 | 166,883 | 166,669 | 3,528 | 214 | 172,984 | Oct. | |
| 11月 | 160,108 | 899 | 160,210 | 160,086 | 3,329 | 124 | 173,919 | Nov. | |
| 12月 | 141,989 | 345 | 155,451 | 155,325 | 3,287 | 126 | 160,935 | Dec. | |

注：平成14年1月の調査票改正により「受入」を新設した。

Note：In January, 2002, due to revisions in the survey sheets, "Receipt Quantity" was established.

木製家具 Wooden furniture

| 年 月 | その他の木製棚 (21) Other shelves | | | | | | 単位：個 Unit: number | Year, Quarter and Month |
|-------------|--------------------------------|-----------------------------|----------------------------|----------------|--------------------------------|---------------|-------------------------------|-------------------------|
| | 生産数量 Production Quantity | 受入数量 Receipt Quantity | 出荷数量 Shipments Quantity | | | | 在庫数量 Inventory Quantity | |
| | | | 計 Total | 販売 Sales | | その他 Others | | |
| | | | | 数量 Quantity | 金額(百万円) Value (Million yen) | | | |
| 平成11年 | 545,790 | ... | 518,864 | 486,812 | 11,714 | 32,052 | 96,363 | C. Y. 1999 |
| 12 | 596,860 | ... | 606,297 | 556,018 | 12,184 | 50,279 | 92,415 | 2000 |
| 13 | 550,154 | ... | 567,744 | 519,800 | 10,219 | 47,944 | 77,596 | 2001 |
| 14 | 401,432 | 31,096 | 451,503 | 448,340 | 7,883 | 3,163 | 59,654 | 2002 |
| 15 | 268,482 | 14,652 | 296,036 | 292,128 | 7,290 | 3,908 | 49,282 | 2003 |
| 平成13年度 | 449,222 | ... | 476,704 | 439,253 | 9,298 | 37,451 | 64,714 | F. Y. 2001 |
| 14 | 413,297 | 20,110 | 461,765 | 457,515 | 7,795 | 4,250 | 48,344 | 2002 |
| 平成15年 1月～3月 | 100,680 | 1,483 | 115,447 | 113,589 | 2,134 | 1,858 | 48,344 | Q 1 2003 |
| 4月～6月 | 55,051 | 4,391 | 62,190 | 61,303 | 1,809 | 887 | 45,934 | Q 2 |
| 7月～9月 | 49,944 | 4,165 | 52,452 | 51,893 | 1,541 | 559 | 47,462 | Q 3 |
| 10月～12月 | 62,807 | 4,613 | 65,947 | 65,343 | 1,806 | 604 | 49,282 | Q 4 |
| 平成15年 1月 | 42,731 | 280 | 44,564 | 44,516 | 643 | 48 | 59,699 | Jan. 2003 |
| 2月 | 37,593 | 751 | 42,540 | 42,388 | 751 | 152 | 55,744 | Feb. |
| 3月 | 20,356 | 452 | 28,343 | 26,685 | 741 | 1,658 | 48,344 | Mar. |
| 4月 | 21,415 | 2,111 | 24,835 | 24,577 | 702 | 258 | 47,192 | Apr. |
| 5月 | 18,206 | 1,506 | 20,920 | 20,426 | 594 | 494 | 46,066 | May |
| 6月 | 15,430 | 774 | 16,435 | 16,300 | 512 | 135 | 45,934 | Jun. |
| 7月 | 16,511 | 1,393 | 18,684 | 18,473 | 532 | 211 | 44,844 | Jul. |
| 8月 | 14,564 | 1,335 | 15,520 | 15,378 | 463 | 142 | 45,268 | Aug. |
| 9月 | 18,869 | 1,437 | 18,248 | 18,042 | 547 | 206 | 47,462 | Sep. |
| 10月 | 19,805 | 1,750 | 19,749 | 19,563 | 544 | 186 | 49,390 | Oct. |
| 11月 | 22,344 | 1,011 | 22,921 | 22,780 | 605 | 141 | 49,958 | Nov. |
| 12月 | 20,658 | 1,852 | 23,277 | 23,000 | 657 | 277 | 49,282 | Dec. |

| 年 月 | 机 (22) Wooden desks | | | | | | 単位：個 Unit: number | Year, Quarter and Month |
|-------------|--------------------------------|-----------------------------|----------------------------|----------------|--------------------------------|---------------|-------------------------------|-------------------------|
| | 生産数量 Production Quantity | 受入数量 Receipt Quantity | 出荷数量 Shipments Quantity | | | | 在庫数量 Inventory Quantity | |
| | | | 計 Total | 販売 Sales | | その他 Others | | |
| | | | | 数量 Quantity | 金額(百万円) Value (Million yen) | | | |
| 平成11年 | 619,966 | ... | 633,704 | 633,290 | 13,341 | 414 | 67,114 | C. Y. 1999 |
| 12 | 709,903 | ... | 710,923 | 710,016 | 12,248 | 907 | 46,043 | 2000 |
| 13 | 443,981 | ... | 456,002 | 454,915 | 7,824 | 1,087 | 37,122 | 2001 |
| 14 | 334,675 | 33,306 | 385,260 | 384,635 | 6,127 | 625 | 22,508 | 2002 |
| 15 | 252,351 | 16,392 | 265,245 | 258,768 | 4,960 | 6,477 | 25,048 | 2003 |
| 平成13年度 | 414,179 | ... | 442,907 | 441,873 | 7,244 | 1,034 | 27,355 | F. Y. 2001 |
| 14 | 313,226 | 22,535 | 347,902 | 341,784 | 5,678 | 6,118 | 14,265 | 2002 |
| 平成15年 1月～3月 | 104,180 | 5,410 | 117,519 | 111,854 | 1,909 | 5,665 | 14,265 | Q 1 2003 |
| 4月～6月 | 41,622 | 4,071 | 45,133 | 44,701 | 842 | 432 | 14,494 | Q 2 |
| 7月～9月 | 37,047 | 3,676 | 35,966 | 35,886 | 732 | 80 | 19,065 | Q 3 |
| 10月～12月 | 69,502 | 3,235 | 66,627 | 66,327 | 1,477 | 300 | 25,048 | Q 4 |
| 平成15年 1月 | 40,918 | 1,143 | 38,738 | 38,703 | 607 | 35 | 26,023 | Jan. 2003 |
| 2月 | 40,929 | 3,639 | 46,928 | 46,874 | 737 | 54 | 23,155 | Feb. |
| 3月 | 22,333 | 628 | 31,853 | 26,277 | 565 | 5,576 | 14,265 | Mar. |
| 4月 | 15,300 | 1,606 | 15,974 | 15,760 | 328 | 214 | 15,122 | Apr. |
| 5月 | 13,939 | 1,529 | 15,701 | 15,520 | 283 | 181 | 14,811 | May |
| 6月 | 12,383 | 936 | 13,458 | 13,421 | 231 | 37 | 14,494 | Jun. |
| 7月 | 9,483 | 1,176 | 9,687 | 9,637 | 214 | 50 | 15,397 | Jul. |
| 8月 | 11,821 | 1,692 | 11,892 | 11,873 | 225 | 19 | 16,968 | Aug. |
| 9月 | 15,743 | 808 | 14,387 | 14,376 | 293 | 11 | 19,065 | Sep. |
| 10月 | 25,154 | 247 | 21,191 | 21,156 | 454 | 35 | 23,189 | Oct. |
| 11月 | 27,612 | 1,642 | 26,831 | 26,767 | 586 | 64 | 25,281 | Nov. |
| 12月 | 16,736 | 1,346 | 18,605 | 18,404 | 437 | 201 | 25,048 | Dec. |

注：平成14年1月の調査票改正により「受入」を新設した。

Note: In January, 2002, due to revisions in the survey sheets, "Receipt Quantity" was established.

木製家具 Wooden furniture

| 年 月 | テーブル (23) Wooden tables | | | | | | 単位：個 Unit：number | | Year, Quarter and Month |
|-------------|--------------------------------|-----------------------------|----------------------------|----------------|---------------------------------|-----------------|-------------------------------|------------|-------------------------------|
| | 生産数量 Production Quantity | 受入数量 Receipt Quantity | 出荷数量 Shipments Quantity | | | | 在庫数量 Inventory Quantity | | |
| | | | 計 Total | 販売 Sales | | そ の 他 Others | | | |
| | | | | 数量 Quantity | 金額 (百万円) Value (Million yen) | | | | |
| 平成11年 | 846,973 | ... | 867,488 | 864,348 | 20,068 | 3,140 | 130,264 | C. Y. 1999 | |
| 12 | 1,011,766 | ... | 1,033,717 | 1,032,611 | 19,657 | 1,106 | 154,032 | 2000 | |
| 13 | 871,549 | ... | 890,444 | 880,995 | 17,685 | 9,449 | 146,818 | 2001 | |
| 14 | 664,352 | 73,712 | 774,447 | 772,583 | 16,376 | 1,864 | 87,431 | 2002 | |
| 15 | 620,187 | 78,672 | 703,798 | 702,333 | 13,679 | 1,465 | 77,541 | 2003 | |
| 平成13年度 | 786,696 | ... | 816,773 | 810,095 | 16,957 | 6,678 | 122,503 | F. Y. 2001 | |
| 14 | 686,822 | 74,190 | 792,419 | 790,448 | 16,005 | 1,971 | 85,848 | 2002 | |
| 平成15年 1月～3月 | 174,502 | 15,591 | 192,655 | 192,243 | 3,281 | 412 | 85,848 | Q 1 2003 | |
| 4月～6月 | 154,251 | 17,389 | 172,737 | 172,135 | 3,489 | 602 | 80,604 | Q 2 | |
| 7月～9月 | 137,227 | 20,158 | 160,073 | 159,936 | 3,345 | 137 | 77,224 | Q 3 | |
| 10月～12月 | 154,207 | 25,534 | 178,333 | 178,019 | 3,564 | 314 | 77,541 | Q 4 | |
| 平成15年 | 1月 | 51,206 | 4,932 | 51,434 | 51,405 | 866 | 29 | 93,217 | J a n . 2003 |
| | 2月 | 55,395 | 5,243 | 61,557 | 61,241 | 1,020 | 316 | 92,464 | F e b . |
| | 3月 | 67,901 | 5,416 | 79,664 | 79,597 | 1,394 | 67 | 85,848 | M a r . |
| | 4月 | 61,404 | 5,593 | 69,180 | 69,088 | 1,353 | 92 | 83,471 | A p r . |
| | 5月 | 48,450 | 6,493 | 52,955 | 52,522 | 1,115 | 433 | 85,228 | M a y |
| | 6月 | 44,397 | 5,303 | 50,602 | 50,525 | 1,021 | 77 | 80,604 | J u n . |
| | 7月 | 47,176 | 5,180 | 54,925 | 54,872 | 1,146 | 53 | 77,807 | J u l . |
| | 8月 | 39,109 | 5,608 | 47,351 | 47,292 | 1,027 | 59 | 74,941 | A u g . |
| | 9月 | 50,942 | 9,370 | 57,797 | 57,772 | 1,172 | 25 | 77,224 | S e p . |
| | 10月 | 54,737 | 9,137 | 64,948 | 64,788 | 1,260 | 160 | 75,919 | O c t . |
| | 11月 | 49,323 | 7,485 | 56,260 | 56,179 | 1,116 | 81 | 75,936 | N o v . |
| | 12月 | 50,147 | 8,912 | 57,125 | 57,052 | 1,188 | 73 | 77,541 | D e c . |

| 年 月 | いす計 (24)～(26) Wooden chairs | | | | | | 単位：個 Unit：number | | Year, Quarter and Month |
|-------------|--------------------------------|-----------------------------|----------------------------|----------------|---------------------------------|-----------------|-------------------------------|------------|-------------------------------|
| | 生産数量 Production Quantity | 受入数量 Receipt Quantity | 出荷数量 Shipments Quantity | | | | 在庫数量 Inventory Quantity | | |
| | | | 計 Total | 販売 Sales | | そ の 他 Others | | | |
| | | | | 数量 Quantity | 金額 (百万円) Value (Million yen) | | | | |
| 平成11年 | 2,367,689 | ... | 2,439,599 | 2,428,970 | 50,980 | 10,629 | 282,026 | C. Y. 1999 | |
| 12 | 2,118,907 | ... | 2,200,686 | 2,198,636 | 48,065 | 2,050 | 242,740 | 2000 | |
| 13 | 1,791,704 | ... | 1,896,844 | 1,886,668 | 43,904 | 10,176 | 201,059 | 2001 | |
| 14 | 1,252,766 | 172,197 | 1,456,690 | 1,441,435 | 37,787 | 15,255 | 146,776 | 2002 | |
| 15 | 1,173,327 | 117,921 | 1,329,527 | 1,324,856 | 35,267 | 4,671 | 116,224 | 2003 | |
| 平成13年度 | 1,634,918 | ... | 1,768,735 | 1,758,032 | 41,892 | 10,703 | 163,926 | F. Y. 2001 | |
| 14 | 1,233,095 | 160,929 | 1,416,678 | 1,403,800 | 37,263 | 12,878 | 142,494 | 2002 | |
| 平成15年 1月～3月 | 295,573 | 19,380 | 320,903 | 318,809 | 8,224 | 2,094 | 142,494 | Q 1 2003 | |
| 4月～6月 | 297,492 | 33,491 | 338,256 | 337,243 | 8,957 | 1,013 | 137,785 | Q 2 | |
| 7月～9月 | 282,469 | 31,664 | 330,583 | 329,772 | 8,863 | 811 | 122,837 | Q 3 | |
| 10月～12月 | 297,793 | 33,386 | 339,785 | 339,032 | 9,223 | 753 | 116,224 | Q 4 | |
| 平成15年 | 1月 | 85,383 | 6,381 | 86,933 | 86,856 | 2,255 | 77 | 151,840 | J a n . 2003 |
| | 2月 | 91,847 | 7,088 | 98,216 | 96,756 | 2,544 | 1,460 | 153,384 | F e b . |
| | 3月 | 118,343 | 5,911 | 135,754 | 135,197 | 3,425 | 557 | 142,494 | M a r . |
| | 4月 | 108,638 | 11,095 | 124,797 | 124,683 | 3,258 | 114 | 139,146 | A p r . |
| | 5月 | 97,133 | 11,334 | 110,343 | 109,748 | 2,928 | 595 | 138,316 | M a y |
| | 6月 | 91,721 | 11,062 | 103,116 | 102,812 | 2,772 | 304 | 137,785 | J u n . |
| | 7月 | 97,679 | 10,413 | 113,582 | 113,450 | 3,005 | 132 | 132,740 | J u l . |
| | 8月 | 85,643 | 10,338 | 100,747 | 100,541 | 2,711 | 206 | 128,424 | A u g . |
| | 9月 | 99,147 | 10,913 | 116,254 | 115,781 | 3,146 | 473 | 122,837 | S e p . |
| | 10月 | 102,630 | 12,040 | 119,125 | 118,686 | 3,239 | 439 | 118,977 | O c t . |
| | 11月 | 94,896 | 12,070 | 108,088 | 107,972 | 2,955 | 116 | 118,635 | N o v . |
| | 12月 | 100,267 | 9,276 | 112,572 | 112,374 | 3,029 | 198 | 116,224 | D e c . |

注：平成14年1月の調査票改正により「受入」を新設した。

Note：In January, 2002, due to revisions in the survey sheets, "Receipt Quantity" was established.

木製家具 Wooden furniture

| 年 月 | 応接いす (24) Sofas | | | | | | 単位：個 Unit：number | Year, Quarter and Month |
|-------------|--------------------------------|-----------------------------|----------------------------|----------------|-------------------------------|---------------|-------------------------------|-------------------------------|
| | 生産数量 Production Quantity | 受入数量 Receipt Quantity | 出荷数量 Shipments Quantity | | | | 在庫数量 Inventory Quantity | |
| | | | 計 Total | 販売 Sales | | その他 Others | | |
| | | | | 数量 Quantity | 金額(百万円) Value(Million yen) | | | |
| 平成11年 | 699,729 | ... | 715,777 | 709,933 | 30,146 | 5,844 | 42,188 | C. Y. 1999 |
| 12 | 641,073 | ... | 660,762 | 659,769 | 28,386 | 993 | 35,567 | 2000 |
| 13 | 575,869 | ... | 611,804 | 607,985 | 26,699 | 3,819 | 30,817 | 2001 |
| 14 | 461,693 | 68,464 | 531,846 | 522,359 | 22,466 | 9,487 | 29,772 | 2002 |
| 15 | 440,743 | 55,482 | 500,924 | 497,413 | 21,337 | 3,511 | 24,597 | 2003 |
| 平成13年度 | 545,276 | ... | 586,329 | 580,379 | 25,247 | 5,950 | 31,746 | F. Y. 2001 |
| 14 | 452,661 | 63,817 | 520,783 | 512,152 | 22,292 | 8,631 | 27,342 | 2002 |
| 平成15年 1月～3月 | 109,560 | 8,444 | 120,343 | 118,569 | 4,855 | 1,774 | 27,342 | Q 1 2003 |
| 4月～6月 | 109,176 | 15,379 | 125,203 | 124,442 | 5,388 | 761 | 26,733 | Q 2 |
| 7月～9月 | 108,397 | 15,584 | 127,998 | 127,452 | 5,497 | 546 | 22,438 | Q 3 |
| 10月～12月 | 113,610 | 16,075 | 127,380 | 126,950 | 5,597 | 430 | 24,597 | Q 4 |
| 平成15年 1月 | 32,125 | 2,498 | 31,964 | 31,962 | 1,366 | 2 | 32,341 | Jan. 2003 |
| 2月 | 34,595 | 2,584 | 37,822 | 36,466 | 1,497 | 1,356 | 31,752 | Feb. |
| 3月 | 42,840 | 3,362 | 50,557 | 50,141 | 1,992 | 416 | 27,342 | Mar. |
| 4月 | 38,126 | 5,514 | 43,581 | 43,539 | 1,890 | 42 | 27,406 | Apr. |
| 5月 | 35,141 | 4,883 | 42,229 | 41,694 | 1,785 | 535 | 25,490 | May |
| 6月 | 35,909 | 4,982 | 39,393 | 39,209 | 1,713 | 184 | 26,733 | Jun. |
| 7月 | 37,998 | 4,973 | 43,991 | 43,908 | 1,886 | 83 | 25,616 | Jul. |
| 8月 | 32,434 | 4,885 | 38,983 | 38,934 | 1,678 | 49 | 23,800 | Aug. |
| 9月 | 37,965 | 5,726 | 45,024 | 44,610 | 1,934 | 414 | 22,438 | Sep. |
| 10月 | 40,392 | 6,244 | 46,367 | 46,034 | 2,024 | 333 | 22,687 | Oct. |
| 11月 | 35,035 | 5,880 | 40,234 | 40,216 | 1,814 | 18 | 23,323 | Nov. |
| 12月 | 38,183 | 3,951 | 40,779 | 40,700 | 1,759 | 79 | 24,597 | Dec. |

| 年 月 | 食卓いす (25) Dining chairs | | | | | | 単位：個 Unit：number | Year, Quarter and Month |
|-------------|--------------------------------|-----------------------------|----------------------------|----------------|-------------------------------|---------------|-------------------------------|-------------------------------|
| | 生産数量 Production Quantity | 受入数量 Receipt Quantity | 出荷数量 Shipments Quantity | | | | 在庫数量 Inventory Quantity | |
| | | | 計 Total | 販売 Sales | | その他 Others | | |
| | | | | 数量 Quantity | 金額(百万円) Value(Million yen) | | | |
| 平成11年 | 1,438,517 | ... | 1,492,049 | 1,487,524 | 17,251 | 4,525 | 213,717 | C. Y. 1999 |
| 12 | 1,234,791 | ... | 1,272,161 | 1,271,283 | 15,758 | 878 | 184,821 | 2000 |
| 13 | 985,494 | ... | 1,030,436 | 1,024,094 | 13,671 | 6,342 | 150,650 | 2001 |
| 14 | 674,096 | 99,058 | 801,334 | 795,708 | 12,508 | 5,626 | 100,209 | 2002 |
| 15 | 628,387 | 61,597 | 722,419 | 721,294 | 11,383 | 1,125 | 76,430 | 2003 |
| 平成13年度 | 887,526 | ... | 959,513 | 954,812 | 13,260 | 4,701 | 113,705 | F. Y. 2001 |
| 14 | 668,662 | 93,660 | 778,060 | 773,929 | 12,248 | 4,131 | 99,730 | 2002 |
| 平成15年 1月～3月 | 156,557 | 10,777 | 169,743 | 169,436 | 2,709 | 307 | 99,730 | Q 1 2003 |
| 4月～6月 | 163,649 | 17,868 | 188,394 | 188,157 | 2,939 | 237 | 95,713 | Q 2 |
| 7月～9月 | 151,421 | 15,818 | 179,489 | 179,229 | 2,789 | 260 | 85,175 | Q 3 |
| 10月～12月 | 156,760 | 17,134 | 184,793 | 184,472 | 2,946 | 321 | 76,430 | Q 4 |
| 平成15年 1月 | 44,409 | 3,821 | 45,117 | 45,043 | 692 | 74 | 103,889 | Jan. 2003 |
| 2月 | 48,133 | 4,450 | 51,193 | 51,093 | 850 | 100 | 106,016 | Feb. |
| 3月 | 64,015 | 2,506 | 73,433 | 73,300 | 1,167 | 133 | 99,730 | Mar. |
| 4月 | 60,982 | 5,535 | 71,705 | 71,639 | 1,128 | 66 | 96,255 | Apr. |
| 5月 | 54,068 | 6,346 | 59,885 | 59,832 | 933 | 53 | 97,516 | May |
| 6月 | 48,599 | 5,987 | 56,804 | 56,686 | 877 | 118 | 95,713 | Jun. |
| 7月 | 52,305 | 5,369 | 61,930 | 61,881 | 937 | 49 | 91,975 | Jul. |
| 8月 | 46,619 | 5,315 | 55,301 | 55,147 | 868 | 154 | 89,199 | Aug. |
| 9月 | 52,497 | 5,134 | 62,258 | 62,201 | 985 | 57 | 85,175 | Sep. |
| 10月 | 53,750 | 5,756 | 64,243 | 64,138 | 1,003 | 105 | 81,113 | Oct. |
| 11月 | 50,940 | 6,153 | 59,076 | 58,979 | 925 | 97 | 79,933 | Nov. |
| 12月 | 52,070 | 5,225 | 61,474 | 61,355 | 1,018 | 119 | 76,430 | Dec. |

注：平成14年1月の調査票改正により「受入」を新設した。

Note：In January, 2002, due to revisions in the survey sheets, "Receipt Quantity" was established.

木製家具 Wooden furniture

| 年 月 | その他の木製いす (26) Other chairs | | | | | | 単位：個 Unit：number | Year, Quarter and Month |
|-------------|--------------------------------|-----------------------------|----------------------------|----------------|---------------------------------|-----------------|-------------------------------|--|
| | 生産数量 Production Quantity | 受入数量 Receipt Quantity | 出荷数量 Shipments Quantity | | | | 在庫数量 Inventory Quantity | |
| | | | 計 Total | 販売 Sales | | そ の 他 Others | | |
| | | | | 数量 Quantity | 金額 (百万円) Value (Million yen) | | | |
| 平成11年 | 229,443 | ... | 231,773 | 231,513 | 3,583 | 260 | 26,121 | C. Y. 1999 2000 2001 2002 2003 |
| 12 | 243,043 | ... | 267,763 | 267,584 | 3,921 | 179 | 22,352 | |
| 13 | 230,341 | ... | 254,604 | 254,589 | 3,534 | 15 | 19,592 | |
| 14 | 116,977 | 4,675 | 123,510 | 123,368 | 2,813 | 142 | 16,795 | |
| 15 | 104,197 | 842 | 106,184 | 106,149 | 2,547 | 35 | 15,197 | |
| 平成13年度 | 202,116 | ... | 222,893 | 222,841 | 3,386 | 52 | 18,475 | F. Y. 2001 2002 |
| 14 | 111,772 | 3,452 | 117,835 | 117,719 | 2,724 | 116 | 15,422 | |
| 平成15年 1月～3月 | 29,456 | 159 | 30,817 | 30,804 | 660 | 13 | 15,422 | Q 1 2003 |
| 4月～6月 | 24,667 | 244 | 24,659 | 24,644 | 630 | 15 | 15,339 | Q 2 |
| 7月～9月 | 22,651 | 262 | 23,096 | 23,091 | 576 | 5 | 15,224 | Q 3 |
| 10月～12月 | 27,423 | 177 | 27,612 | 27,610 | 681 | 2 | 15,197 | Q 4 |
| 平成15年 1月 | 8,849 | 62 | 9,852 | 9,851 | 197 | 1 | 15,610 | Jan. 2003 |
| 2月 | 9,119 | 54 | 9,201 | 9,197 | 197 | 4 | 15,616 | Feb. |
| 3月 | 11,488 | 43 | 11,764 | 11,756 | 266 | 8 | 15,422 | Mar. |
| 4月 | 9,530 | 46 | 9,511 | 9,505 | 240 | 6 | 15,485 | Apr. |
| 5月 | 7,924 | 105 | 8,229 | 8,222 | 209 | 7 | 15,310 | May |
| 6月 | 7,213 | 93 | 6,919 | 6,917 | 181 | 2 | 15,339 | Jun. |
| 7月 | 7,376 | 71 | 7,661 | 7,661 | 183 | - | 15,149 | Jul. |
| 8月 | 6,590 | 138 | 6,463 | 6,460 | 166 | 3 | 15,425 | Aug. |
| 9月 | 8,685 | 53 | 8,972 | 8,970 | 228 | 2 | 15,224 | Sep. |
| 10月 | 8,488 | 40 | 8,515 | 8,514 | 212 | 1 | 15,177 | Oct. |
| 11月 | 8,921 | 37 | 8,778 | 8,777 | 217 | 1 | 15,379 | Nov. |
| 12月 | 10,014 | 100 | 10,319 | 10,319 | 252 | - | 15,197 | Dec. |

| 年 月 | ベッド (27) Wooden beds | | | | | | 単位：個 Unit：number | Year, Quarter and Month |
|-------------|--------------------------------|-----------------------------|----------------------------|----------------|---------------------------------|-----------------|-------------------------------|--|
| | 生産数量 Production Quantity | 受入数量 Receipt Quantity | 出荷数量 Shipments Quantity | | | | 在庫数量 Inventory Quantity | |
| | | | 計 Total | 販売 Sales | | そ の 他 Others | | |
| | | | | 数量 Quantity | 金額 (百万円) Value (Million yen) | | | |
| 平成11年 | 1,075,004 | ... | 1,037,405 | 952,015 | 39,470 | 85,390 | 99,679 | C. Y. 1999 2000 2001 2002 2003 |
| 12 | 998,269 | ... | 877,238 | 866,380 | 36,750 | 10,858 | 121,405 | |
| 13 | 918,695 | ... | 883,668 | 876,224 | 37,409 | 7,444 | 129,398 | |
| 14 | 824,351 | 91,852 | 959,899 | 816,602 | 31,849 | 143,297 | 98,013 | |
| 15 | 764,109 | 101,794 | 881,465 | 732,873 | 28,967 | 148,592 | 58,020 | |
| 平成13年度 | 872,021 | ... | 890,922 | 849,131 | 35,397 | 41,791 | 128,697 | F. Y. 2001 2002 |
| 14 | 819,953 | 88,839 | 949,996 | 806,877 | 31,334 | 143,119 | 88,106 | |
| 平成15年 1月～3月 | 209,674 | 19,724 | 237,677 | 202,060 | 7,637 | 35,617 | 88,106 | Q 1 2003 |
| 4月～6月 | 185,117 | 28,868 | 215,920 | 187,744 | 7,427 | 28,176 | 86,032 | Q 2 |
| 7月～9月 | 175,469 | 32,344 | 211,584 | 168,558 | 6,713 | 43,026 | 84,108 | Q 3 |
| 10月～12月 | 193,849 | 20,858 | 216,284 | 174,511 | 7,189 | 41,773 | 58,020 | Q 4 |
| 平成15年 1月 | 58,073 | 3,446 | 58,945 | 53,672 | 2,066 | 5,273 | 99,989 | Jan. 2003 |
| 2月 | 65,596 | 7,550 | 72,836 | 61,431 | 2,310 | 11,405 | 99,257 | Feb. |
| 3月 | 86,005 | 8,728 | 105,896 | 86,957 | 3,261 | 18,939 | 88,106 | Mar. |
| 4月 | 73,106 | 11,326 | 84,306 | 77,775 | 3,133 | 6,531 | 88,249 | Apr. |
| 5月 | 60,148 | 8,686 | 68,474 | 58,776 | 2,280 | 9,698 | 88,620 | May |
| 6月 | 51,863 | 8,856 | 63,140 | 51,193 | 2,014 | 11,947 | 86,032 | Jun. |
| 7月 | 60,136 | 10,158 | 71,633 | 57,773 | 2,279 | 13,860 | 84,862 | Jul. |
| 8月 | 54,731 | 9,695 | 64,557 | 52,371 | 2,053 | 12,186 | 84,733 | Aug. |
| 9月 | 60,602 | 12,491 | 75,394 | 58,414 | 2,380 | 16,980 | 84,108 | Sep. |
| 10月 | 66,659 | 10,394 | 77,997 | 64,806 | 2,620 | 13,191 | 84,860 | Oct. |
| 11月 | 61,104 | 4,364 | 64,792 | 52,267 | 2,122 | 12,525 | 59,692 | Nov. |
| 12月 | 66,086 | 6,100 | 73,495 | 57,438 | 2,448 | 16,057 | 58,020 | Dec. |

注：平成14年1月の調査票改正により「受入」を新設した。

Note：In January, 2002, due to revisions in the survey sheets, "Receipt Quantity" was established.

木製家具 Wooden furniture

| 年 月 | システム収納家具 (28) System cabinets | | | | | | 単位：セット Unit: sets | Year, Quarter and Month |
|-------------|----------------------------------|-----------------------------|----------------------------|----------------|-------------------------------|-------------------------------|----------------------|-------------------------|
| | 生産数量 Production Quantity | 受入数量 Receipt Quantity | 出荷数量 Shipments Quantity | | | 在庫数量 Inventory Quantity | | |
| | | | 計 Total | 販売 Sales | | | その他 Others | |
| | | | | 数量 Quantity | 金額(百万円) Value(Million yen) | | | |
| 平成11年 | 552,262 | ... | 557,666 | 557,556 | 8,269 | 110 | 16,098 | C. Y. 1999 |
| 12 | 592,945 | ... | 611,014 | 610,861 | 8,174 | 153 | 16,092 | 2000 |
| 13 | 624,866 | ... | 616,618 | 613,787 | 7,246 | 2,831 | 29,455 | 2001 |
| 14 | 192,804 | 19,939 | 220,179 | 219,779 | 2,211 | 400 | 9,889 | 2002 |
| 15 | 198,387 | 2,701 | 206,527 | 206,527 | 1,954 | - | 4,881 | 2003 |
| 平成13年度 | 501,141 | ... | 506,025 | 504,560 | 5,887 | 1,465 | 19,743 | F. Y. 2001 |
| 14 | 192,220 | 8,549 | 210,547 | 210,147 | 2,112 | 400 | 9,098 | 2002 |
| 平成15年 1月～3月 | 48,833 | 424 | 51,286 | 51,286 | 482 | - | 9,098 | Q 1 2003 |
| 4月～6月 | 55,092 | 924 | 58,695 | 58,695 | 529 | - | 8,097 | Q 2 |
| 7月～9月 | 46,154 | 542 | 47,456 | 47,456 | 460 | - | 4,865 | Q 3 |
| 10月～12月 | 48,308 | 811 | 49,090 | 49,090 | 483 | - | 4,881 | Q 4 |
| 平成15年 1月 | 17,585 | 224 | 18,110 | 18,110 | 152 | - | 10,229 | Jan. 2003 |
| 2月 | 15,601 | 102 | 15,824 | 15,824 | 154 | - | 10,708 | Feb. |
| 3月 | 15,647 | 98 | 17,352 | 17,352 | 176 | - | 9,098 | Mar. |
| 4月 | 18,386 | 308 | 19,779 | 19,779 | 192 | - | 8,595 | Apr. |
| 5月 | 18,251 | 264 | 19,308 | 19,308 | 180 | - | 8,427 | May |
| 6月 | 18,455 | 352 | 19,608 | 19,608 | 156 | - | 8,097 | Jun. |
| 7月 | 16,465 | 215 | 17,539 | 17,539 | 174 | - | 7,837 | Jul. |
| 8月 | 14,003 | 207 | 15,050 | 15,050 | 146 | - | 3,926 | Aug. |
| 9月 | 15,686 | 120 | 14,867 | 14,867 | 140 | - | 4,865 | Sep. |
| 10月 | 18,807 | 239 | 18,937 | 18,937 | 173 | - | 4,935 | Oct. |
| 11月 | 15,336 | 278 | 15,677 | 15,677 | 161 | - | 4,891 | Nov. |
| 12月 | 14,165 | 294 | 14,476 | 14,476 | 150 | - | 4,881 | Dec. |

| 年 月 | その他の木製家具 (29) Other wooden furnitures | | | | | | 単位：個 Unit: number | Year, Quarter and Month |
|-------------|--|-----------------------------|----------------------------|----------------|-------------------------------|-------------------------------|----------------------|-------------------------|
| | 生産数量 Production Quantity | 受入数量 Receipt Quantity | 出荷数量 Shipments Quantity | | | 在庫数量 Inventory Quantity | | |
| | | | 計 Total | 販売 Sales | | | その他 Others | |
| | | | | 数量 Quantity | 金額(百万円) Value(Million yen) | | | |
| 平成11年 | 3,142,674 | ... | 3,273,652 | 3,267,915 | 44,803 | 5,737 | 298,224 | C. Y. 1999 |
| 12 | 3,119,460 | ... | 3,261,374 | 3,256,072 | 44,686 | 5,302 | 309,180 | 2000 |
| 13 | 2,907,119 | ... | 3,109,276 | 3,099,366 | 43,927 | 9,910 | 242,113 | 2001 |
| 14 | 2,458,309 | 148,330 | 2,722,864 | 2,712,172 | 45,178 | 10,692 | 173,593 | 2002 |
| 15 | 2,105,538 | 36,432 | 2,144,871 | 2,142,572 | 36,247 | 2,299 | 152,866 | 2003 |
| 平成13年度 | 2,788,364 | ... | 3,022,864 | 3,010,176 | 44,043 | 12,688 | 222,603 | F. Y. 2001 |
| 14 | 2,350,602 | 108,890 | 2,538,557 | 2,533,253 | 42,783 | 5,304 | 158,558 | 2002 |
| 平成15年 1月～3月 | 557,219 | 5,806 | 566,273 | 565,815 | 9,292 | 458 | 158,558 | Q 1 2003 |
| 4月～6月 | 475,623 | 9,332 | 486,505 | 485,922 | 8,177 | 583 | 154,872 | Q 2 |
| 7月～9月 | 557,123 | 11,227 | 551,519 | 550,890 | 8,941 | 629 | 169,085 | Q 3 |
| 10月～12月 | 515,573 | 10,067 | 540,574 | 539,945 | 9,838 | 629 | 152,866 | Q 4 |
| 平成15年 1月 | 183,570 | 1,457 | 179,633 | 179,515 | 2,928 | 118 | 168,708 | Jan. 2003 |
| 2月 | 185,839 | 1,477 | 193,780 | 193,601 | 3,114 | 179 | 162,280 | Feb. |
| 3月 | 187,810 | 2,872 | 192,860 | 192,699 | 3,250 | 161 | 158,558 | Mar. |
| 4月 | 158,854 | 3,140 | 163,950 | 163,832 | 2,841 | 118 | 155,872 | Apr. |
| 5月 | 151,848 | 3,213 | 155,227 | 154,977 | 2,595 | 250 | 154,865 | May |
| 6月 | 164,921 | 2,979 | 167,328 | 167,113 | 2,740 | 215 | 154,872 | Jun. |
| 7月 | 191,018 | 3,274 | 194,034 | 193,863 | 3,096 | 171 | 154,000 | Jul. |
| 8月 | 175,186 | 3,119 | 167,005 | 166,804 | 2,878 | 201 | 164,096 | Aug. |
| 9月 | 190,919 | 4,834 | 190,480 | 190,223 | 2,967 | 257 | 169,085 | Sep. |
| 10月 | 177,012 | 4,879 | 191,709 | 191,497 | 3,281 | 212 | 159,500 | Oct. |
| 11月 | 169,998 | 2,341 | 172,667 | 172,492 | 3,405 | 175 | 158,580 | Nov. |
| 12月 | 168,563 | 2,847 | 176,198 | 175,956 | 3,152 | 242 | 152,866 | Dec. |

注：平成14年1月の調査票改正により「受入」を新設した。

Note: In January, 2002, due to revisions in the survey sheets, "Receipt Quantity" was established.

楽器 Musical instruments

| 年 月 | ピアノ計 (1)~(2) Pianos total | | | | | | 単位：台 Unit : number | Year, Quarter and Month |
|--------------|--------------------------------|-----------------------------|----------------------------|----------------|-------------------------------|---------------|-------------------------------|-------------------------------|
| | 生産数量 Production Quantity | 受入数量 Receipt Quantity | 出荷数量 Shipments Quantity | | | | 在庫数量 Inventory Quantity | |
| | | | 計 Total | 販売 Sales | | その他 Others | | |
| | | | | 数量 Quantity | 金額(百万円) Value(Million yen) | | | |
| 平成11年 | 134,869 | 3,107 | 138,805 | 138,451 | 51,058 | 354 | 10,424 | C. Y. 1999 |
| 12 | 135,896 | 501 | 133,826 | 133,772 | 52,372 | 54 | 12,995 | 2000 |
| 13 | 118,364 | 389 | 117,810 | 117,779 | 44,726 | 31 | 13,938 | 2001 |
| 14 | 108,067 | 289 | 112,813 | 112,778 | 43,323 | 35 | 9,480 | 2002 |
| 15 | 116,407 | 253 | 117,393 | 117,296 | 42,835 | 97 | 8,747 | 2003 |
| 平成13年度 | 109,172 | 225 | 115,227 | 115,185 | 44,244 | 42 | 12,206 | F. Y. 2001 |
| 14 | 114,275 | 418 | 117,310 | 117,262 | 43,746 | 48 | 9,589 | 2002 |
| 平成15年 1月~ 3月 | 26,704 | 154 | 26,749 | 26,721 | 9,784 | 28 | 9,589 | Q 1 2003 |
| 4月~ 6月 | 31,242 | 34 | 31,366 | 31,360 | 11,713 | 6 | 9,499 | Q 2 |
| 7月~ 9月 | 29,608 | 25 | 28,136 | 28,087 | 9,639 | 49 | 10,996 | Q 3 |
| 10月~12月 | 28,853 | 40 | 31,142 | 31,128 | 11,699 | 14 | 8,747 | Q 4 |
| 平成15年 1月 | 8,515 | 12 | 8,230 | 8,228 | 2,915 | 2 | 9,777 | J a n . 2003 |
| 2月 | 8,811 | 7 | 8,652 | 8,650 | 3,075 | 2 | 9,943 | F e b . |
| 3月 | 9,378 | 135 | 9,867 | 9,843 | 3,794 | 24 | 9,589 | M a r . |
| 4月 | 10,462 | 19 | 10,414 | 10,414 | 4,036 | - | 9,656 | A p r . |
| 5月 | 10,133 | 7 | 10,156 | 10,154 | 3,622 | 2 | 9,640 | M a y |
| 6月 | 10,647 | 8 | 10,796 | 10,792 | 4,055 | 4 | 9,499 | J u n . |
| 7月 | 11,551 | 10 | 10,421 | 10,420 | 3,851 | 1 | 10,639 | J u l . |
| 8月 | 8,449 | 4 | 8,885 | 8,883 | 2,721 | 2 | 10,207 | A u g . |
| 9月 | 9,608 | 11 | 8,830 | 8,784 | 3,067 | 46 | 10,996 | S e p . |
| 10月 | 10,462 | 7 | 10,466 | 10,462 | 3,846 | 4 | 10,999 | O c t . |
| 11月 | 9,772 | 13 | 10,826 | 10,824 | 4,089 | 2 | 9,958 | N o v . |
| 12月 | 8,619 | 20 | 9,850 | 9,842 | 3,764 | 8 | 8,747 | D e c . |

| 年 月 | ピアノ(堅型) (1) Upright pianos | | | | | | 単位：台 Unit : number | Year, Quarter and Month |
|--------------|--------------------------------|-----------------------------|----------------------------|----------------|-------------------------------|---------------|-------------------------------|-------------------------------|
| | 生産数量 Production Quantity | 受入数量 Receipt Quantity | 出荷数量 Shipments Quantity | | | | 在庫数量 Inventory Quantity | |
| | | | 計 Total | 販売 Sales | | その他 Others | | |
| | | | | 数量 Quantity | 金額(百万円) Value(Million yen) | | | |
| 平成11年 | 101,751 | 2,875 | 105,718 | 105,384 | 25,297 | 334 | 8,286 | C. Y. 1999 |
| 12 | 99,856 | 301 | 98,460 | 98,442 | 24,325 | 18 | 9,984 | 2000 |
| 13 | 86,557 | 237 | 87,480 | 87,474 | 21,024 | 6 | 9,297 | 2001 |
| 14 | 79,821 | 145 | 81,934 | 81,915 | 19,549 | 19 | 7,329 | 2002 |
| 15 | 84,139 | 141 | 85,360 | 85,308 | 19,218 | 52 | 6,249 | 2003 |
| 平成13年度 | 79,657 | 94 | 84,832 | 84,816 | 20,643 | 16 | 9,057 | F. Y. 2001 |
| 14 | 83,976 | 255 | 86,047 | 86,020 | 19,770 | 27 | 7,241 | 2002 |
| 平成15年 1月~ 3月 | 19,113 | 115 | 19,316 | 19,297 | 4,176 | 19 | 7,241 | Q 1 2003 |
| 4月~ 6月 | 22,812 | 11 | 22,819 | 22,817 | 5,385 | 2 | 7,245 | Q 2 |
| 7月~ 9月 | 21,469 | 4 | 20,868 | 20,843 | 4,335 | 25 | 7,850 | Q 3 |
| 10月~12月 | 20,745 | 11 | 22,357 | 22,351 | 5,322 | 6 | 6,249 | Q 4 |
| 平成15年 1月 | 6,140 | - | 5,886 | 5,884 | 1,173 | 2 | 7,583 | J a n . 2003 |
| 2月 | 6,367 | 4 | 6,271 | 6,271 | 1,289 | - | 7,683 | F e b . |
| 3月 | 6,606 | 111 | 7,159 | 7,142 | 1,714 | 17 | 7,241 | M a r . |
| 4月 | 7,536 | 11 | 7,338 | 7,338 | 1,761 | - | 7,450 | A p r . |
| 5月 | 7,537 | - | 7,532 | 7,530 | 1,673 | 2 | 7,455 | M a y |
| 6月 | 7,739 | - | 7,949 | 7,949 | 1,951 | - | 7,245 | J u n . |
| 7月 | 8,497 | 2 | 7,617 | 7,617 | 1,784 | - | 8,127 | J u l . |
| 8月 | 6,276 | - | 6,693 | 6,693 | 1,156 | - | 7,710 | A u g . |
| 9月 | 6,696 | 2 | 6,558 | 6,533 | 1,395 | 25 | 7,850 | S e p . |
| 10月 | 7,506 | 3 | 7,484 | 7,484 | 1,618 | - | 7,875 | O c t . |
| 11月 | 7,218 | 3 | 7,683 | 7,682 | 1,897 | 1 | 7,413 | N o v . |
| 12月 | 6,021 | 5 | 7,190 | 7,185 | 1,807 | 5 | 6,249 | D e c . |

楽器 Musical instruments

| 年 月 | ピアノ (平型) (2) Grand pianos | | | | | | 単位：台 Unit : number | Year, Quarter and Month |
|-------------|--------------------------------|-----------------------------|----------------------------|----------------|---------------------------------|-----------------|-------------------------------|-------------------------------|
| | 生産数量 Production Quantity | 受人数量 Receipt Quantity | 出荷数量 Shipments Quantity | | | | 在庫数量 Inventory Quantity | |
| | | | 計 Total | 販売 Sales | | そ の 他 Others | | |
| | | | | 数量 Quantity | 金額 (百万円) Value (Million yen) | | | |
| 平成11年 | 33,118 | 232 | 33,087 | 33,067 | 25,761 | 20 | 2,138 | C. Y. 1999 |
| 12 | 36,040 | 200 | 35,366 | 35,330 | 28,047 | 36 | 3,011 | 2000 |
| 13 | 31,807 | 152 | 30,330 | 30,305 | 23,702 | 25 | 4,641 | 2001 |
| 14 | 28,246 | 144 | 30,879 | 30,863 | 23,774 | 16 | 2,151 | 2002 |
| 15 | 32,268 | 112 | 32,033 | 31,988 | 23,617 | 45 | 2,498 | 2003 |
| 平成13年度 | 29,515 | 131 | 30,395 | 30,369 | 23,601 | 26 | 3,149 | F. Y. 2001 |
| 14 | 30,299 | 163 | 31,263 | 31,242 | 23,976 | 21 | 2,348 | 2002 |
| 平成15年 1月～3月 | 7,591 | 39 | 7,433 | 7,424 | 5,608 | 9 | 2,348 | Q 1 2003 |
| 4月～6月 | 8,430 | 23 | 8,547 | 8,543 | 6,328 | 4 | 2,254 | Q 2 |
| 7月～9月 | 8,139 | 21 | 7,268 | 7,244 | 5,304 | 24 | 3,146 | Q 3 |
| 10月～12月 | 8,108 | 29 | 8,785 | 8,777 | 6,377 | 8 | 2,498 | Q 4 |
| 平成15年 1月 | 2,375 | 12 | 2,344 | 2,344 | 1,742 | — | 2,194 | Jan. 2003 |
| 2月 | 2,444 | 3 | 2,381 | 2,379 | 1,786 | 2 | 2,260 | Feb. |
| 3月 | 2,772 | 24 | 2,708 | 2,701 | 2,080 | 7 | 2,348 | Mar. |
| 4月 | 2,926 | 8 | 3,076 | 3,076 | 2,275 | — | 2,206 | Apr. |
| 5月 | 2,596 | 7 | 2,624 | 2,624 | 1,949 | — | 2,185 | May |
| 6月 | 2,908 | 8 | 2,847 | 2,843 | 2,104 | 4 | 2,254 | Jun. |
| 7月 | 3,054 | 8 | 2,804 | 2,803 | 2,067 | 1 | 2,512 | Jul. |
| 8月 | 2,173 | 4 | 2,192 | 2,190 | 1,565 | 2 | 2,497 | Aug. |
| 9月 | 2,912 | 9 | 2,272 | 2,251 | 1,672 | 21 | 3,146 | Sep. |
| 10月 | 2,956 | 4 | 2,982 | 2,978 | 2,228 | 4 | 3,124 | Oct. |
| 11月 | 2,554 | 10 | 3,143 | 3,142 | 2,192 | 1 | 2,545 | Nov. |
| 12月 | 2,598 | 15 | 2,660 | 2,657 | 1,957 | 3 | 2,498 | Dec. |

| 年 月 | 電子ピアノ (3) Electronic pianos | | | | | | 単位：台 Unit : number | Year, Quarter and Month |
|-------------|--------------------------------|-----------------------------|----------------------------|----------------|---------------------------------|-----------------|-------------------------------|-------------------------------|
| | 生産数量 Production Quantity | 受人数量 Receipt Quantity | 出荷数量 Shipments Quantity | | | | 在庫数量 Inventory Quantity | |
| | | | 計 Total | 販売 Sales | | そ の 他 Others | | |
| | | | | 数量 Quantity | 金額 (百万円) Value (Million yen) | | | |
| 平成11年 | 231,830 | 17,088 | 248,958 | 248,759 | 26,249 | 199 | 25,871 | C. Y. 1999 |
| 12 | 234,793 | 9,309 | 252,366 | 252,143 | 25,275 | 223 | 17,601 | 2000 |
| 13 | 201,629 | 44,291 | 240,254 | 240,082 | 21,669 | 172 | 23,264 | 2001 |
| 14 | 188,522 | 77,410 | 268,431 | 268,112 | 21,784 | 319 | 20,766 | 2002 |
| 15 | 165,201 | 67,644 | 234,089 | 233,902 | 19,767 | 187 | 19,522 | 2003 |
| 平成13年度 | 193,329 | 42,598 | 236,214 | 235,981 | 20,995 | 233 | 20,242 | F. Y. 2001 |
| 14 | 193,068 | 86,162 | 276,466 | 276,188 | 22,294 | 278 | 23,007 | 2002 |
| 平成15年 1月～3月 | 44,046 | 17,038 | 58,843 | 58,762 | 4,759 | 81 | 23,007 | Q 1 2003 |
| 4月～6月 | 41,821 | 21,429 | 65,799 | 65,761 | 5,501 | 38 | 20,458 | Q 2 |
| 7月～9月 | 39,970 | 14,989 | 54,172 | 54,113 | 4,654 | 59 | 21,245 | Q 3 |
| 10月～12月 | 39,364 | 14,188 | 55,275 | 55,266 | 4,853 | 9 | 19,522 | Q 4 |
| 平成15年 1月 | 14,369 | 5,590 | 18,446 | 18,443 | 1,505 | 3 | 22,279 | Jan. 2003 |
| 2月 | 13,432 | 4,206 | 17,645 | 17,638 | 1,402 | 7 | 22,272 | Feb. |
| 3月 | 16,245 | 7,242 | 22,752 | 22,681 | 1,852 | 71 | 23,007 | Mar. |
| 4月 | 13,533 | 7,744 | 22,766 | 22,756 | 1,926 | 10 | 21,518 | Apr. |
| 5月 | 15,136 | 5,865 | 20,064 | 20,056 | 1,729 | 8 | 22,455 | May |
| 6月 | 13,152 | 7,820 | 22,969 | 22,949 | 1,846 | 20 | 20,458 | Jun. |
| 7月 | 13,527 | 5,922 | 20,641 | 20,635 | 1,701 | 6 | 19,266 | Jul. |
| 8月 | 12,661 | 4,160 | 15,489 | 15,481 | 1,371 | 8 | 20,598 | Aug. |
| 9月 | 13,782 | 4,907 | 18,042 | 17,997 | 1,582 | 45 | 21,245 | Sep. |
| 10月 | 13,305 | 4,934 | 17,480 | 17,473 | 1,557 | 7 | 22,004 | Oct. |
| 11月 | 12,772 | 4,978 | 17,599 | 17,599 | 1,562 | — | 22,155 | Nov. |
| 12月 | 13,287 | 4,276 | 20,196 | 20,194 | 1,734 | 2 | 19,522 | Dec. |

楽器 Musical instruments

| 年 月 | 電子オルガン (4) Electronic organs | | | | | | 単位：台 Unit : number | Year, Quarter and Month |
|-------------|---------------------------------|-----------------------------|----------------------------|----------------|---------------------------------|-------------------------------|-----------------------|-------------------------------|
| | 生産数量 Production Quantity | 受入数量 Receipt Quantity | 出荷数量 Shipments Quantity | | | 在庫数量 Inventory Quantity | | |
| | | | 計 Total | 販売 Sales | | | そ の 他 Others | |
| | | | | 数量 Quantity | 金額 (百万円) Value (Million yen) | | | |
| 平成11年 | 37,293 | 826 | 37,191 | 37,101 | 12,989 | 90 | 4,017 | C. Y. 1999 |
| 12 | 32,385 | 97 | 32,731 | 32,653 | 10,372 | 78 | 3,757 | 2000 |
| 13 | 26,081 | 323 | 27,827 | 27,730 | 8,699 | 97 | 2,327 | 2001 |
| 14 | 28,298 | 307 | 27,783 | 27,705 | 7,549 | 78 | 3,149 | 2002 |
| 15 | 21,414 | 94 | 21,748 | 21,647 | 4,526 | 101 | 2,909 | 2003 |
| 平成13年度 | 24,690 | 369 | 25,534 | 25,405 | 8,487 | 129 | 1,885 | F. Y. 2001 |
| 14 | 30,354 | 249 | 28,411 | 28,288 | 7,189 | 123 | 4,077 | 2002 |
| 平成15年 1月～3月 | 5,510 | 14 | 4,596 | 4,497 | 1,030 | 99 | 4,077 | Q 1 2003 |
| 4月～6月 | 7,125 | 46 | 7,427 | 7,427 | 1,711 | - | 3,821 | Q 2 |
| 7月～9月 | 4,205 | 23 | 5,246 | 5,244 | 1,008 | 2 | 2,803 | Q 3 |
| 10月～12月 | 4,574 | 11 | 4,479 | 4,479 | 777 | - | 2,909 | Q 4 |
| 平成15年 1月 | 1,861 | 11 | 1,107 | 1,010 | 194 | 97 | 3,914 | Jan. 2003 |
| 2月 | 1,534 | - | 1,399 | 1,398 | 322 | 1 | 4,049 | Feb. |
| 3月 | 2,115 | 3 | 2,090 | 2,089 | 514 | 1 | 4,077 | Mar. |
| 4月 | 3,020 | 9 | 2,257 | 2,257 | 531 | - | 4,849 | Apr. |
| 5月 | 2,422 | 11 | 2,367 | 2,367 | 550 | - | 4,915 | May |
| 6月 | 1,683 | 26 | 2,803 | 2,803 | 630 | - | 3,821 | Jun. |
| 7月 | 2,039 | - | 2,676 | 2,676 | 582 | - | 3,184 | Jul. |
| 8月 | 1,095 | 13 | 1,228 | 1,228 | 198 | - | 3,064 | Aug. |
| 9月 | 1,071 | 10 | 1,342 | 1,340 | 228 | 2 | 2,803 | Sep. |
| 10月 | 1,202 | 4 | 1,154 | 1,154 | 210 | - | 2,855 | Oct. |
| 11月 | 1,951 | 6 | 1,759 | 1,759 | 292 | - | 3,053 | Nov. |
| 12月 | 1,421 | 1 | 1,566 | 1,566 | 275 | - | 2,909 | Dec. |

| 年 月 | 電子キーボード類計 (5)～(6) Electronic keyboards total | | | | | | 単位：台 Unit : number | Year, Quarter and Month |
|-------------|---|-----------------------------|----------------------------|----------------|---------------------------------|-------------------------------|-----------------------|-------------------------------|
| | 生産数量 Production Quantity | 受入数量 Receipt Quantity | 出荷数量 Shipments Quantity | | | 在庫数量 Inventory Quantity | | |
| | | | 計 Total | 販売 Sales | | | そ の 他 Others | |
| | | | | 数量 Quantity | 金額 (百万円) Value (Million yen) | | | |
| 平成11年 | 644,682 | 216,725 | 850,055 | 848,422 | 25,661 | 1,633 | 84,797 | C. Y. 1999 |
| 12 | 406,195 | 188,786 | 611,455 | 608,396 | 19,584 | 3,059 | 68,325 | 2000 |
| 13 | 180,868 | 330,225 | 526,146 | 525,120 | 17,661 | 1,026 | 53,274 | 2001 |
| 14 | 132,782 | 144,636 | 296,154 | 294,086 | 14,601 | 2,068 | 34,540 | 2002 |
| 15 | 140,845 | 117,409 | 248,259 | 246,006 | 12,167 | 2,253 | 44,535 | 2003 |
| 平成13年度 | 163,896 | 298,476 | 494,100 | 492,142 | 17,329 | 1,958 | 41,109 | F. Y. 2001 |
| 14 | 133,473 | 138,081 | 277,241 | 275,613 | 13,793 | 1,628 | 35,424 | 2002 |
| 平成15年 1月～3月 | 29,809 | 21,509 | 50,434 | 49,618 | 2,355 | 816 | 35,424 | Q 1 2003 |
| 4月～6月 | 39,866 | 29,211 | 60,075 | 59,130 | 3,199 | 945 | 44,426 | Q 2 |
| 7月～9月 | 40,910 | 23,949 | 70,047 | 69,903 | 3,702 | 144 | 39,238 | Q 3 |
| 10月～12月 | 30,260 | 42,740 | 67,703 | 67,355 | 2,911 | 348 | 44,535 | Q 4 |
| 平成15年 1月 | 10,486 | 7,673 | 17,490 | 17,333 | 806 | 157 | 35,209 | Jan. 2003 |
| 2月 | 8,063 | 5,529 | 14,024 | 14,021 | 620 | 3 | 34,777 | Feb. |
| 3月 | 11,260 | 8,307 | 18,920 | 18,264 | 929 | 656 | 35,424 | Mar. |
| 4月 | 9,506 | 5,151 | 18,204 | 17,591 | 914 | 613 | 31,877 | Apr. |
| 5月 | 13,786 | 6,578 | 19,759 | 19,638 | 1,045 | 121 | 32,482 | May |
| 6月 | 16,574 | 17,482 | 22,112 | 21,901 | 1,240 | 211 | 44,426 | Jun. |
| 7月 | 15,700 | 9,626 | 25,642 | 25,571 | 1,300 | 71 | 44,110 | Jul. |
| 8月 | 12,309 | 6,325 | 22,255 | 22,247 | 1,194 | 8 | 40,489 | Aug. |
| 9月 | 12,901 | 7,998 | 22,150 | 22,085 | 1,208 | 65 | 39,238 | Sep. |
| 10月 | 10,456 | 16,042 | 20,437 | 20,416 | 1,129 | 21 | 45,299 | Oct. |
| 11月 | 10,634 | 15,123 | 22,308 | 21,984 | 880 | 324 | 48,748 | Nov. |
| 12月 | 9,170 | 11,575 | 24,958 | 24,955 | 902 | 3 | 44,535 | Dec. |

楽器 Musical instruments

| 年 月 | 電子キーボード (ミニキーボードを除く) (5) Electronic keyboards | | | | | | 単位:台 Unit: number | Year, Quarter and Month |
|-------------|--|-----------------------------|----------------------------|----------------|-------------------------------|---------------|-------------------------------|-------------------------------|
| | 生産数量 Production Quantity | 受入数量 Receipt Quantity | 出荷数量 Shipments Quantity | | | | 在庫数量 Inventory Quantity | |
| | | | 計 Total | 販売 Sales | | その他 Others | | |
| | | | | 数量 Quantity | 金額(百万円) Value(Million yen) | | | |
| 平成11年 | 530,590 | 213,860 | 730,925 | 729,767 | 16,777 | 1,158 | 75,100 | C. Y. 1999 |
| 12 | 295,427 | 186,758 | 498,184 | 495,330 | 10,571 | 2,854 | 59,101 | 2000 |
| 13 | 51,654 | 329,225 | 396,953 | 396,242 | 8,020 | 711 | 43,027 | 2001 |
| 14 | 17,665 | 142,380 | 176,416 | 174,773 | 4,918 | 1,643 | 26,658 | 2002 |
| 15 | 19,063 | 108,179 | 115,249 | 114,076 | 2,794 | 1,173 | 38,651 | 2003 |
| 平成13年度 | 37,721 | 296,882 | 366,979 | 365,500 | 7,516 | 1,479 | 31,125 | F. Y. 2001 |
| 14 | 20,871 | 131,771 | 155,699 | 154,325 | 4,452 | 1,374 | 28,070 | 2002 |
| 平成15年 1月～3月 | 6,007 | 16,855 | 21,450 | 20,697 | 580 | 753 | 28,070 | Q 1 2003 |
| 4月～6月 | 5,370 | 25,252 | 25,121 | 24,821 | 696 | 300 | 33,571 | Q 2 |
| 7月～9月 | 4,408 | 23,650 | 32,395 | 32,290 | 830 | 105 | 29,234 | Q 3 |
| 10月～12月 | 3,278 | 42,422 | 36,283 | 36,268 | 688 | 15 | 38,651 | Q 4 |
| 平成15年 1月 | 1,423 | 5,893 | 6,285 | 6,158 | 146 | 127 | 27,689 | Jan. 2003 |
| 2月 | 2,382 | 4,052 | 6,731 | 6,729 | 185 | 2 | 27,392 | Feb. |
| 3月 | 2,202 | 6,910 | 8,434 | 7,810 | 249 | 624 | 28,070 | Mar. |
| 4月 | 2,240 | 3,248 | 8,057 | 8,042 | 218 | 15 | 25,501 | Apr. |
| 5月 | 1,311 | 5,122 | 7,936 | 7,849 | 187 | 87 | 23,998 | May |
| 6月 | 1,819 | 16,882 | 9,128 | 8,930 | 291 | 198 | 33,571 | Jun. |
| 7月 | 1,847 | 9,427 | 12,402 | 12,352 | 349 | 50 | 32,443 | Jul. |
| 8月 | 1,283 | 6,325 | 9,742 | 9,737 | 251 | 5 | 30,309 | Aug. |
| 9月 | 1,278 | 7,898 | 10,251 | 10,201 | 230 | 50 | 29,234 | Sep. |
| 10月 | 1,297 | 15,724 | 9,809 | 9,794 | 231 | 15 | 36,446 | Oct. |
| 11月 | 1,008 | 15,123 | 11,410 | 11,410 | 213 | - | 41,167 | Nov. |
| 12月 | 973 | 11,575 | 15,064 | 15,064 | 244 | - | 38,651 | Dec. |

| 年 月 | キーボードシンセサイザー (6) Keyboard synthesizers | | | | | | 単位:台 Unit: number | Year, Quarter and Month |
|-------------|---|-----------------------------|----------------------------|----------------|-------------------------------|---------------|-------------------------------|-------------------------------|
| | 生産数量 Production Quantity | 受入数量 Receipt Quantity | 出荷数量 Shipments Quantity | | | | 在庫数量 Inventory Quantity | |
| | | | 計 Total | 販売 Sales | | その他 Others | | |
| | | | | 数量 Quantity | 金額(百万円) Value(Million yen) | | | |
| 平成11年 | 114,092 | 2,865 | 119,130 | 118,655 | 8,884 | 475 | 9,697 | C. Y. 1999 |
| 12 | 110,768 | 2,028 | 113,271 | 113,066 | 9,013 | 205 | 9,224 | 2000 |
| 13 | 129,214 | 1,000 | 129,193 | 128,878 | 9,641 | 315 | 10,247 | 2001 |
| 14 | 115,117 | 2,256 | 119,738 | 119,313 | 9,683 | 425 | 7,882 | 2002 |
| 15 | 121,782 | 9,230 | 133,010 | 131,930 | 9,373 | 1,080 | 5,884 | 2003 |
| 平成13年度 | 126,175 | 1,594 | 127,121 | 126,642 | 9,813 | 479 | 9,984 | F. Y. 2001 |
| 14 | 112,602 | 6,310 | 121,542 | 121,288 | 9,341 | 254 | 7,354 | 2002 |
| 平成15年 1月～3月 | 23,802 | 4,654 | 28,984 | 28,921 | 1,775 | 63 | 7,354 | Q 1 2003 |
| 4月～6月 | 34,496 | 3,959 | 34,954 | 34,309 | 2,503 | 645 | 10,855 | Q 2 |
| 7月～9月 | 36,502 | 299 | 37,652 | 37,613 | 2,872 | 39 | 10,004 | Q 3 |
| 10月～12月 | 26,982 | 318 | 31,420 | 31,087 | 2,223 | 333 | 5,884 | Q 4 |
| 平成15年 1月 | 9,063 | 1,780 | 11,205 | 11,175 | 660 | 30 | 7,520 | Jan. 2003 |
| 2月 | 5,681 | 1,477 | 7,293 | 7,292 | 435 | 1 | 7,385 | Feb. |
| 3月 | 9,058 | 1,397 | 10,486 | 10,454 | 680 | 32 | 7,354 | Mar. |
| 4月 | 7,266 | 1,903 | 10,147 | 9,549 | 696 | 598 | 6,376 | Apr. |
| 5月 | 12,475 | 1,456 | 11,823 | 11,789 | 858 | 34 | 8,484 | May |
| 6月 | 14,755 | 600 | 12,984 | 12,971 | 949 | 13 | 10,855 | Jun. |
| 7月 | 13,853 | 199 | 13,240 | 13,219 | 951 | 21 | 11,667 | Jul. |
| 8月 | 11,026 | - | 12,513 | 12,510 | 943 | 3 | 10,180 | Aug. |
| 9月 | 11,623 | 100 | 11,899 | 11,884 | 978 | 15 | 10,004 | Sep. |
| 10月 | 9,159 | 318 | 10,628 | 10,622 | 898 | 6 | 8,853 | Oct. |
| 11月 | 9,626 | - | 10,898 | 10,574 | 667 | 324 | 7,581 | Nov. |
| 12月 | 8,197 | - | 9,894 | 9,891 | 658 | 3 | 5,884 | Dec. |

楽器 Musical instruments

| 年 月 | 管楽器 (7) Wind instruments | | | | | | 単位：本 Unit：number | Year, Quarter and Month |
|-------------|--------------------------------|-----------------------------|----------------------------|----------------|-------------------------------|---------------|-------------------------------|--|
| | 生産数量 Production Quantity | 受入数量 Receipt Quantity | 出荷数量 Shipments Quantity | | | | 在庫数量 Inventory Quantity | |
| | | | 計 Total | 販売 Sales | | その他 Others | | |
| | | | | 数量 Quantity | 金額(百万円) Value(Million yen) | | | |
| 平成11年 | 265,834 | 25,236 | 298,788 | 283,462 | 19,726 | 15,326 | 27,315 | C. Y. 1999 2000 2001 2002 2003 |
| 12 | 270,326 | 51,792 | 315,825 | 274,130 | 18,683 | 41,695 | 33,607 | |
| 13 | 253,289 | 46,108 | 295,601 | 257,750 | 18,637 | 37,851 | 37,400 | |
| 14 | 255,157 | 43,065 | 290,313 | 257,831 | 18,503 | 32,482 | 45,345 | |
| 15 | 253,395 | 44,913 | 299,692 | 268,424 | 20,196 | 31,268 | 43,961 | |
| 平成13年度 | 246,688 | 44,033 | 291,725 | 255,690 | 18,194 | 36,035 | 58,447 | F. Y. 2001 2002 |
| 14 | 260,343 | 46,662 | 300,953 | 268,827 | 19,439 | 32,126 | 64,535 | |
| 平成15年 1月～3月 | 60,753 | 12,825 | 54,388 | 47,044 | 3,692 | 7,344 | 64,535 | Q 1 2003 |
| 4月～6月 | 67,237 | 11,032 | 95,770 | 87,400 | 6,494 | 8,370 | 47,034 | Q 2 |
| 7月～9月 | 62,621 | 10,385 | 86,734 | 78,931 | 5,528 | 7,803 | 33,306 | Q 3 |
| 10月～12月 | 62,784 | 10,671 | 62,800 | 55,049 | 4,482 | 7,751 | 43,961 | Q 4 |
| 平成15年 1月 | 19,643 | 6,466 | 23,357 | 20,907 | 1,454 | 2,450 | 48,097 | Jan. 2003 |
| 2月 | 20,117 | 2,925 | 18,224 | 15,747 | 1,311 | 2,477 | 52,915 | Feb. |
| 3月 | 20,993 | 3,434 | 12,807 | 10,390 | 927 | 2,417 | 64,535 | Mar. |
| 4月 | 23,634 | 3,731 | 33,611 | 30,642 | 2,238 | 2,969 | 58,289 | Apr. |
| 5月 | 21,363 | 3,448 | 31,254 | 28,705 | 2,171 | 2,549 | 51,846 | May |
| 6月 | 22,240 | 3,853 | 30,905 | 28,053 | 2,085 | 2,852 | 47,034 | Jun. |
| 7月 | 23,575 | 3,752 | 33,658 | 30,644 | 2,087 | 3,014 | 40,703 | Jul. |
| 8月 | 17,653 | 3,302 | 27,974 | 25,841 | 1,779 | 2,133 | 33,684 | Aug. |
| 9月 | 21,393 | 3,331 | 25,102 | 22,446 | 1,662 | 2,656 | 33,306 | Sep. |
| 10月 | 22,934 | 3,492 | 22,956 | 20,158 | 1,616 | 2,798 | 36,776 | Oct. |
| 11月 | 20,011 | 3,731 | 20,911 | 18,514 | 1,508 | 2,397 | 39,607 | Nov. |
| 12月 | 19,839 | 3,448 | 18,933 | 16,377 | 1,358 | 2,556 | 43,961 | Dec. |

| 年 月 | ギター・電気ギター (8) Acoustic guitars・Electric guitars | | | | | | 単位：本 Unit：number | Year, Quarter and Month |
|-------------|--|-----------------------------|----------------------------|----------------|-------------------------------|---------------|-------------------------------|--|
| | 生産数量 Production Quantity | 受入数量 Receipt Quantity | 出荷数量 Shipments Quantity | | | | 在庫数量 Inventory Quantity | |
| | | | 計 Total | 販売 Sales | | その他 Others | | |
| | | | | 数量 Quantity | 金額(百万円) Value(Million yen) | | | |
| 平成11年 | 246,884 | 175,174 | 413,957 | 413,953 | 10,759 | 4 | 42,261 | C. Y. 1999 2000 2001 2002 2003 |
| 12 | 208,243 | 143,422 | 352,172 | 348,516 | 9,444 | 3,656 | 41,216 | |
| 13 | 166,895 | 104,087 | 272,558 | 272,189 | 7,618 | 369 | 39,601 | |
| 14 | 151,764 | 75,951 | 241,711 | 241,703 | 7,177 | 8 | 25,543 | |
| 15 | 179,301 | 69,849 | 246,073 | 246,073 | 7,286 | - | 28,620 | |
| 平成13年度 | 158,416 | 83,189 | 260,578 | 260,570 | 7,386 | 8 | 31,219 | F. Y. 2001 2002 |
| 14 | 158,208 | 81,964 | 242,482 | 242,482 | 7,215 | - | 28,914 | |
| 平成15年 1月～3月 | 41,602 | 19,233 | 57,464 | 57,464 | 1,710 | - | 28,914 | Q 1 2003 |
| 4月～6月 | 43,367 | 15,185 | 61,403 | 61,403 | 1,809 | - | 26,063 | Q 2 |
| 7月～9月 | 49,244 | 15,579 | 64,120 | 64,120 | 1,857 | - | 26,766 | Q 3 |
| 10月～12月 | 45,088 | 19,852 | 63,086 | 63,086 | 1,910 | - | 28,620 | Q 4 |
| 平成15年 1月 | 12,194 | 7,752 | 16,621 | 16,621 | 500 | - | 28,868 | Jan. 2003 |
| 2月 | 15,431 | 5,844 | 23,375 | 23,375 | 671 | - | 26,768 | Feb. |
| 3月 | 13,977 | 5,637 | 17,468 | 17,468 | 539 | - | 28,914 | Mar. |
| 4月 | 15,089 | 5,361 | 21,282 | 21,282 | 615 | - | 28,082 | Apr. |
| 5月 | 13,145 | 5,512 | 20,041 | 20,041 | 582 | - | 26,698 | May |
| 6月 | 15,133 | 4,312 | 20,080 | 20,080 | 612 | - | 26,063 | Jun. |
| 7月 | 17,034 | 7,117 | 24,023 | 24,023 | 704 | - | 26,191 | Jul. |
| 8月 | 14,999 | 3,674 | 18,471 | 18,471 | 542 | - | 26,393 | Aug. |
| 9月 | 17,211 | 4,788 | 21,626 | 21,626 | 611 | - | 26,766 | Sep. |
| 10月 | 15,106 | 7,207 | 20,497 | 20,497 | 629 | - | 28,582 | Oct. |
| 11月 | 15,049 | 5,877 | 20,726 | 20,726 | 613 | - | 28,782 | Nov. |
| 12月 | 14,933 | 6,768 | 21,863 | 21,863 | 668 | - | 28,620 | Dec. |

文具 Stationery

| 年 月 | 鉛筆計 (1)~(2) Pencils | | | | | | 単位：グロス Unit: gross | Year, Quarter and Month | |
|--------|--------------------------------|-----------------------------|----------------------------|----------------|-------------------------------|-------------------------------|-----------------------|--|-----------|
| | 生産数量 Production Quantity | 受入数量 Receipt Quantity | 出荷数量 Shipments Quantity | | | 在庫数量 Inventory Quantity | | | |
| | | | 計 Total | 販売 Sales | | | その他 Others | | |
| | | | | 数量 Quantity | 金額(百万円) Value(Million yen) | | | | |
| 平成11年 | 2,801,539 | 1,972,469 | 4,935,930 | 2,970,965 | 9,617 | 1,964,965 | 836,705 | C. Y. 1999 2000 2001 2002 2003 | |
| 12 | 3,085,788 | 2,192,405 | 5,129,417 | 2,967,735 | 10,047 | 2,161,682 | 986,373 | | |
| 13 | 2,630,778 | 1,817,184 | 4,539,945 | 2,779,782 | 9,201 | 1,760,163 | 677,438 | | |
| 14 | 2,531,375 | 1,713,404 | 4,354,031 | 2,735,985 | 8,709 | 1,618,046 | 612,256 | | |
| 15 | 2,672,833 | 1,787,650 | 4,430,812 | 2,714,174 | 8,585 | 1,716,638 | 596,912 | | |
| 平成13年度 | 2,589,547 | 1,774,235 | 4,450,349 | 2,737,733 | 9,026 | 1,712,616 | 566,974 | F. Y. 2001 2002 | |
| 14 | 2,547,424 | 1,758,643 | 4,291,101 | 2,668,286 | 8,464 | 1,622,815 | 536,979 | | |
| 平成15年 | 765,057 | 548,689 | 1,344,090 | 868,230 | 2,831 | 475,860 | 536,979 | Q 1 2003 | |
| 1月~3月 | 547,324 | 387,349 | 808,832 | 441,183 | 1,438 | 367,649 | 662,818 | Q 2 | |
| 4月~6月 | 547,100 | 379,647 | 873,611 | 505,042 | 1,628 | 368,569 | 715,954 | Q 3 | |
| 7月~9月 | 813,352 | 471,965 | 1,404,279 | 899,719 | 2,688 | 504,560 | 596,912 | Q 4 | |
| 平成15年 | 1月 | 260,374 | 214,705 | 484,596 | 316,664 | 1,041 | 167,932 | 557,817 | Jan. 2003 |
| | 2月 | 268,237 | 170,572 | 454,910 | 297,108 | 949 | 157,802 | 541,705 | Feb. |
| | 3月 | 236,446 | 163,412 | 404,584 | 254,458 | 841 | 150,126 | 536,979 | Mar. |
| | 4月 | 194,336 | 134,185 | 311,693 | 188,214 | 636 | 123,479 | 553,806 | Apr. |
| | 5月 | 187,024 | 132,647 | 255,959 | 128,596 | 398 | 127,363 | 617,518 | May |
| | 6月 | 165,964 | 120,517 | 241,180 | 124,373 | 405 | 116,807 | 662,818 | Jun. |
| | 7月 | 172,074 | 125,363 | 269,211 | 149,528 | 485 | 119,683 | 691,044 | Jul. |
| | 8月 | 183,989 | 139,662 | 299,223 | 160,671 | 538 | 138,552 | 715,472 | Aug. |
| | 9月 | 191,037 | 114,622 | 305,177 | 194,843 | 605 | 110,334 | 715,954 | Sep. |
| | 10月 | 261,199 | 172,571 | 380,793 | 201,154 | 597 | 179,639 | 768,933 | Oct. |
| | 11月 | 290,254 | 160,574 | 498,062 | 339,401 | 989 | 158,661 | 721,619 | Nov. |
| | 12月 | 261,899 | 138,820 | 525,424 | 359,164 | 1,102 | 166,260 | 596,912 | Dec. |

| 年 月 | 黒芯鉛筆 (1) Black lead pencils | | | | | | 単位：グロス Unit: gross | Year, Quarter and Month | |
|--------|--------------------------------|-----------------------------|----------------------------|----------------|-------------------------------|-------------------------------|-----------------------|--|-----------|
| | 生産数量 Production Quantity | 受入数量 Receipt Quantity | 出荷数量 Shipments Quantity | | | 在庫数量 Inventory Quantity | | | |
| | | | 計 Total | 販売 Sales | | | その他 Others | | |
| | | | | 数量 Quantity | 金額(百万円) Value(Million yen) | | | | |
| 平成11年 | 2,033,663 | 1,379,802 | 3,520,878 | 2,106,048 | 6,182 | 1,414,830 | 562,895 | C. Y. 1999 2000 2001 2002 2003 | |
| 12 | 2,211,621 | 1,486,772 | 3,615,491 | 2,130,521 | 6,696 | 1,484,970 | 715,521 | | |
| 13 | 1,902,281 | 1,249,875 | 3,221,630 | 1,986,523 | 6,078 | 1,235,107 | 528,466 | | |
| 14 | 1,832,228 | 1,177,522 | 3,089,845 | 1,976,080 | 5,773 | 1,113,765 | 448,480 | | |
| 15 | 1,953,114 | 1,213,419 | 3,164,353 | 1,961,183 | 5,648 | 1,203,170 | 428,232 | | |
| 平成13年度 | 1,869,681 | 1,229,932 | 3,169,101 | 1,966,832 | 5,990 | 1,202,269 | 417,451 | F. Y. 2001 2002 | |
| 14 | 1,831,829 | 1,189,935 | 3,021,719 | 1,915,112 | 5,559 | 1,106,607 | 395,154 | | |
| 平成15年 | 551,934 | 369,436 | 952,350 | 623,883 | 1,870 | 328,467 | 395,154 | Q 1 2003 | |
| 1月~3月 | 384,067 | 250,144 | 540,289 | 298,452 | 877 | 241,837 | 489,074 | Q 2 | |
| 4月~6月 | 393,064 | 246,304 | 608,041 | 362,692 | 1,038 | 245,349 | 520,402 | Q 3 | |
| 7月~9月 | 624,049 | 347,535 | 1,063,673 | 676,156 | 1,862 | 387,517 | 428,232 | Q 4 | |
| 平成15年 | 1月 | 199,754 | 149,962 | 355,170 | 229,578 | 701 | 125,592 | 420,680 | Jan. 2003 |
| | 2月 | 189,153 | 107,460 | 321,067 | 220,689 | 644 | 100,378 | 396,226 | Feb. |
| | 3月 | 163,027 | 112,014 | 276,113 | 173,616 | 525 | 102,497 | 395,154 | Mar. |
| | 4月 | 140,157 | 89,241 | 202,780 | 119,912 | 364 | 82,868 | 421,772 | Apr. |
| | 5月 | 125,911 | 80,309 | 167,746 | 88,893 | 251 | 78,853 | 460,245 | May |
| | 6月 | 117,999 | 80,594 | 169,763 | 89,647 | 263 | 80,116 | 489,074 | Jun. |
| | 7月 | 119,689 | 78,598 | 181,314 | 105,454 | 303 | 75,860 | 506,048 | Jul. |
| | 8月 | 131,084 | 88,106 | 202,917 | 113,563 | 328 | 89,354 | 522,321 | Aug. |
| | 9月 | 142,291 | 79,600 | 223,810 | 143,675 | 407 | 80,135 | 520,402 | Sep. |
| | 10月 | 200,011 | 127,571 | 285,354 | 149,197 | 405 | 136,157 | 562,631 | Oct. |
| | 11月 | 218,197 | 116,834 | 369,856 | 252,171 | 673 | 117,685 | 527,725 | Nov. |
| | 12月 | 205,841 | 103,130 | 408,463 | 274,788 | 784 | 133,675 | 428,232 | Dec. |

文具 Stationery

| 年 月 | 色芯鉛筆 (2) Color lead pencils | | | | | | 単位：グロス Unit : gross | Year, Quarter and Month |
|-------------|--------------------------------|-----------------------------|----------------------------|----------------|---------------------------------|-----------------|-------------------------------|--|
| | 生産数量 Production Quantity | 受入数量 Receipt Quantity | 出荷数量 Shipments Quantity | | | | 在庫数量 Inventory Quantity | |
| | | | 計 Total | 販売 Sales | | そ の 他 Others | | |
| | | | | 数量 Quantity | 金額 (百万円) Value (Million yen) | | | |
| 平成11年 | 767,876 | 592,667 | 1,415,052 | 864,917 | 3,436 | 550,135 | 273,810 | C. Y. 1999 2000 2001 2002 2003 |
| 12 | 874,167 | 705,633 | 1,513,926 | 837,214 | 3,351 | 676,712 | 270,852 | |
| 13 | 728,497 | 567,309 | 1,318,315 | 793,259 | 3,123 | 525,056 | 148,972 | |
| 14 | 699,147 | 535,882 | 1,264,186 | 759,905 | 2,935 | 504,281 | 163,776 | |
| 15 | 719,719 | 574,231 | 1,266,459 | 752,991 | 2,937 | 513,468 | 168,680 | |
| 平成13年度 | 719,866 | 544,303 | 1,281,248 | 770,901 | 3,036 | 510,347 | 149,523 | F. Y. 2001 2002 |
| 14 | 715,595 | 568,708 | 1,269,382 | 753,174 | 2,905 | 516,208 | 141,825 | |
| 平成15年 1月～3月 | 213,123 | 179,253 | 391,740 | 244,347 | 961 | 147,393 | 141,825 | Q 1 2003 |
| 4月～6月 | 163,257 | 137,205 | 268,543 | 142,731 | 561 | 125,812 | 173,744 | Q 2 |
| 7月～9月 | 154,036 | 133,343 | 265,570 | 142,350 | 590 | 123,220 | 195,552 | Q 3 |
| 10月～12月 | 189,303 | 124,430 | 340,606 | 223,563 | 826 | 117,043 | 168,680 | Q 4 |
| 平成15年 1月 | 60,620 | 64,743 | 129,426 | 87,086 | 340 | 42,340 | 137,137 | Jan. 2003 |
| 2月 | 79,084 | 63,112 | 133,843 | 76,419 | 304 | 57,424 | 145,479 | Feb. |
| 3月 | 73,419 | 51,398 | 128,471 | 80,842 | 316 | 47,629 | 141,825 | Mar. |
| 4月 | 54,179 | 44,944 | 108,913 | 68,302 | 272 | 40,611 | 132,034 | Apr. |
| 5月 | 61,113 | 52,338 | 88,213 | 39,703 | 147 | 48,510 | 157,273 | May |
| 6月 | 47,965 | 39,923 | 71,417 | 34,726 | 142 | 36,691 | 173,744 | Jun. |
| 7月 | 52,385 | 46,765 | 87,897 | 44,074 | 182 | 43,823 | 184,996 | Jul. |
| 8月 | 52,905 | 51,556 | 96,306 | 47,108 | 210 | 49,198 | 193,151 | Aug. |
| 9月 | 48,746 | 35,022 | 81,367 | 51,168 | 198 | 30,199 | 195,552 | Sep. |
| 10月 | 61,188 | 45,000 | 95,439 | 51,957 | 192 | 43,482 | 206,302 | Oct. |
| 11月 | 72,057 | 43,740 | 128,206 | 87,230 | 316 | 40,976 | 193,894 | Nov. |
| 12月 | 56,058 | 35,690 | 116,961 | 84,376 | 318 | 32,585 | 168,680 | Dec. |

| 年 月 | シャープペンシル (3) Mechanical pencils | | | | | | 単位：千本 Unit : 1000number | Year, Quarter and Month |
|-------------|------------------------------------|-----------------------------|----------------------------|----------------|---------------------------------|-----------------|-------------------------------|--|
| | 生産数量 Production Quantity | 受入数量 Receipt Quantity | 出荷数量 Shipments Quantity | | | | 在庫数量 Inventory Quantity | |
| | | | 計 Total | 販売 Sales | | そ の 他 Others | | |
| | | | | 数量 Quantity | 金額 (百万円) Value (Million yen) | | | |
| 平成11年 | 375,564 | 37,668 | 417,296 | 363,247 | 22,105 | 54,049 | 27,760 | C. Y. 1999 2000 2001 2002 2003 |
| 12 | 341,437 | 34,644 | 371,533 | 321,052 | 21,590 | 50,481 | 32,497 | |
| 13 | 293,683 | 25,066 | 324,588 | 287,368 | 19,810 | 37,220 | 26,595 | |
| 14 | 285,236 | 24,805 | 309,246 | 272,846 | 18,489 | 36,400 | 27,392 | |
| 15 | 257,788 | 27,553 | 285,252 | 240,117 | 17,368 | 45,135 | 27,481 | |
| 平成13年度 | 290,419 | 23,982 | 323,042 | 284,739 | 19,269 | 38,303 | 25,335 | F. Y. 2001 2002 |
| 14 | 282,471 | 26,193 | 307,898 | 270,304 | 18,352 | 37,594 | 26,102 | |
| 平成15年 1月～3月 | 71,710 | 6,938 | 79,938 | 69,214 | 4,825 | 10,724 | 26,102 | Q 1 2003 |
| 4月～6月 | 74,307 | 6,504 | 81,713 | 69,635 | 4,773 | 12,078 | 25,200 | Q 2 |
| 7月～9月 | 59,412 | 6,691 | 64,766 | 52,408 | 3,972 | 12,358 | 26,537 | Q 3 |
| 10月～12月 | 52,359 | 7,420 | 58,835 | 48,860 | 3,797 | 9,975 | 27,481 | Q 4 |
| 平成15年 1月 | 20,013 | 2,469 | 22,300 | 18,346 | 1,454 | 3,954 | 27,574 | Jan. 2003 |
| 2月 | 21,698 | 2,332 | 23,983 | 20,762 | 1,613 | 3,221 | 27,621 | Feb. |
| 3月 | 29,999 | 2,137 | 33,655 | 30,106 | 1,758 | 3,549 | 26,102 | Mar. |
| 4月 | 26,415 | 1,792 | 28,880 | 25,987 | 1,726 | 2,893 | 25,430 | Apr. |
| 5月 | 24,926 | 2,116 | 28,201 | 23,778 | 1,632 | 4,423 | 24,271 | May |
| 6月 | 22,966 | 2,596 | 24,632 | 19,870 | 1,415 | 4,762 | 25,200 | Jun. |
| 7月 | 21,923 | 2,517 | 23,520 | 19,401 | 1,433 | 4,119 | 26,120 | Jul. |
| 8月 | 17,817 | 1,463 | 19,211 | 15,889 | 1,295 | 3,322 | 26,188 | Aug. |
| 9月 | 19,672 | 2,711 | 22,035 | 17,118 | 1,245 | 4,917 | 26,537 | Sep. |
| 10月 | 18,537 | 2,460 | 20,354 | 17,505 | 1,304 | 2,849 | 27,179 | Oct. |
| 11月 | 16,151 | 1,931 | 17,810 | 14,401 | 1,174 | 3,409 | 27,451 | Nov. |
| 12月 | 17,671 | 3,029 | 20,671 | 16,954 | 1,319 | 3,717 | 27,481 | Dec. |

文具 Stationery

| 年 月 | シャープペンシル用替芯 (4) Leads for mechanical pencils | | | | | | 単位：千本 Unit：1000number | Year, Quarter and Month |
|-------------|---|-----------------------------|----------------------------|----------------|-------------------------------|-------------------------------|--------------------------|-------------------------------|
| | 生産数量 Production Quantity | 受入数量 Receipt Quantity | 出荷数量 Shipments Quantity | | | 在庫数量 Inventory Quantity | | |
| | | | 計 Total | 販売 Sales | | | その他 Others | |
| | | | | 数量 Quantity | 金額(百万円) Value(Million yen) | | | |
| 平成11年 | 4,188,041 | 305,852 | 4,644,252 | 3,988,999 | 7,234 | 655,253 | 632,079 | C. Y. 1999 |
| 12 | 4,107,100 | 426,151 | 4,685,922 | 4,020,276 | 7,189 | 665,646 | 478,402 | 2000 |
| 13 | 4,579,878 | 286,444 | 4,397,490 | 3,820,390 | 7,069 | 577,100 | 947,231 | 2001 |
| 14 | 3,977,288 | 320,780 | 4,236,805 | 3,662,027 | 6,873 | 574,778 | 524,036 | 2002 |
| 15 | 3,685,859 | 337,176 | 4,126,994 | 3,504,985 | 6,163 | 622,009 | 433,261 | 2003 |
| 平成13年度 | 4,257,734 | 243,966 | 4,218,545 | 3,699,409 | 6,923 | 519,136 | 362,994 | F. Y. 2001 |
| 14 | 3,859,444 | 363,485 | 4,098,882 | 3,467,691 | 6,366 | 631,191 | 498,105 | 2002 |
| 平成15年 1月～3月 | 884,504 | 88,068 | 1,009,570 | 854,024 | 1,565 | 155,546 | 498,105 | Q 1 2003 |
| 4月～6月 | 897,411 | 94,691 | 1,138,607 | 952,578 | 1,639 | 186,029 | 351,601 | Q 2 |
| 7月～9月 | 935,264 | 77,154 | 1,002,809 | 850,940 | 1,404 | 151,869 | 363,329 | Q 3 |
| 10月～12月 | 968,680 | 77,263 | 976,008 | 847,443 | 1,556 | 128,565 | 433,261 | Q 4 |
| 平成15年 1月 | 314,561 | 37,314 | 446,948 | 390,047 | 762 | 56,901 | 440,039 | Jan. 2003 |
| 2月 | 287,939 | 18,683 | 270,413 | 226,538 | 399 | 43,875 | 476,249 | Feb. |
| 3月 | 282,004 | 32,071 | 292,209 | 237,439 | 405 | 54,770 | 498,105 | Mar. |
| 4月 | 292,310 | 31,575 | 430,530 | 376,738 | 642 | 53,792 | 391,460 | Apr. |
| 5月 | 316,462 | 29,983 | 332,289 | 275,374 | 465 | 56,915 | 405,617 | May |
| 6月 | 288,639 | 33,133 | 375,788 | 300,466 | 531 | 75,322 | 351,601 | Jun. |
| 7月 | 325,260 | 30,871 | 375,583 | 316,484 | 526 | 59,099 | 332,148 | Jul. |
| 8月 | 289,167 | 20,030 | 290,219 | 245,151 | 412 | 45,068 | 351,127 | Aug. |
| 9月 | 320,837 | 26,253 | 337,007 | 289,305 | 466 | 47,702 | 363,329 | Sep. |
| 10月 | 297,651 | 28,855 | 337,519 | 289,727 | 514 | 47,792 | 352,313 | Oct. |
| 11月 | 281,714 | 22,787 | 297,090 | 255,959 | 461 | 41,131 | 359,724 | Nov. |
| 12月 | 389,315 | 25,621 | 341,399 | 301,757 | 580 | 39,642 | 433,261 | Dec. |

| 年 月 | ボールペン計(完成品) (5)～(6) Ball-point pens | | | | | | 単位：千本 Unit：1000number | Year, Quarter and Month |
|-------------|--|-----------------------------|----------------------------|----------------|-------------------------------|-------------------------------|--------------------------|-------------------------------|
| | 生産数量 Production Quantity | 受入数量 Receipt Quantity | 出荷数量 Shipments Quantity | | | 在庫数量 Inventory Quantity | | |
| | | | 計 Total | 販売 Sales | | | その他 Others | |
| | | | | 数量 Quantity | 金額(百万円) Value(Million yen) | | | |
| 平成11年 | 1,768,047 | 225,646 | 2,014,171 | 1,809,105 | 88,713 | 205,066 | 132,739 | C. Y. 1999 |
| 12 | 1,907,586 | 280,452 | 2,122,873 | 1,889,031 | 91,221 | 233,842 | 204,663 | 2000 |
| 13 | 1,506,159 | 182,044 | 1,731,539 | 1,530,584 | 76,077 | 200,955 | 161,306 | 2001 |
| 14 | 1,426,703 | 182,631 | 1,605,798 | 1,414,305 | 71,364 | 191,493 | 137,388 | 2002 |
| 15 | 1,386,879 | 397,110 | 1,766,043 | 1,377,811 | 69,437 | 388,232 | 153,606 | 2003 |
| 平成13年度 | 1,460,963 | 175,745 | 1,651,708 | 1,469,166 | 73,671 | 182,542 | 152,096 | F. Y. 2001 |
| 14 | 1,410,373 | 231,233 | 1,645,646 | 1,399,503 | 70,558 | 246,143 | 145,973 | 2002 |
| 平成15年 1月～3月 | 328,974 | 94,105 | 412,419 | 317,212 | 16,614 | 95,207 | 145,973 | Q 1 2003 |
| 4月～6月 | 366,436 | 112,516 | 473,551 | 363,984 | 17,770 | 109,567 | 151,374 | Q 2 |
| 7月～9月 | 326,951 | 94,713 | 397,109 | 300,053 | 15,059 | 97,056 | 176,276 | Q 3 |
| 10月～12月 | 364,518 | 95,776 | 482,964 | 396,562 | 19,994 | 86,402 | 153,606 | Q 4 |
| 平成15年 1月 | 91,655 | 22,738 | 115,443 | 91,313 | 4,794 | 24,130 | 136,279 | Jan. 2003 |
| 2月 | 113,924 | 34,237 | 138,724 | 105,247 | 5,415 | 33,477 | 143,702 | Feb. |
| 3月 | 123,395 | 37,130 | 158,252 | 120,652 | 6,405 | 37,600 | 145,973 | Mar. |
| 4月 | 123,567 | 40,208 | 168,185 | 131,024 | 6,667 | 37,161 | 141,562 | Apr. |
| 5月 | 123,814 | 37,673 | 153,118 | 114,861 | 5,651 | 38,257 | 149,930 | May |
| 6月 | 119,055 | 34,635 | 152,248 | 118,099 | 5,452 | 34,149 | 151,374 | Jun. |
| 7月 | 105,276 | 31,370 | 131,190 | 99,662 | 5,046 | 31,528 | 156,828 | Jul. |
| 8月 | 96,723 | 26,782 | 119,737 | 92,241 | 4,485 | 27,496 | 160,596 | Aug. |
| 9月 | 124,952 | 36,561 | 146,182 | 108,150 | 5,528 | 38,032 | 176,276 | Sep. |
| 10月 | 130,356 | 37,618 | 155,376 | 125,676 | 6,304 | 29,700 | 188,873 | Oct. |
| 11月 | 119,127 | 25,490 | 146,204 | 120,011 | 6,168 | 26,193 | 187,287 | Nov. |
| 12月 | 115,035 | 32,668 | 181,384 | 150,875 | 7,523 | 30,509 | 153,606 | Dec. |

文具 Stationery

| 年 月 | 水性 (5) Roller ballpens | | | | | | 単位：千本 Unit：1000number | Year, Quarter and Month |
|-------------|--------------------------------|-----------------------------|----------------------------|----------------|---------------------------------|---------------|-------------------------------|-------------------------------|
| | 生産数量 Production Quantity | 受入数量 Receipt Quantity | 出荷数量 Shipments Quantity | | | | 在庫数量 Inventory Quantity | |
| | | | 計 Total | 販売 Sales | | その他 Others | | |
| | | | | 数量 Quantity | 金額 (百万円) Value (Million yen) | | | |
| 平成11年 | 1,260,540 | 203,395 | 1,471,518 | 1,320,501 | 56,752 | 151,017 | 98,653 | C. Y. 1999 |
| 12 | 1,361,675 | 245,920 | 1,556,455 | 1,381,293 | 57,626 | 175,162 | 156,170 | 2000 |
| 13 | 1,045,390 | 128,107 | 1,215,252 | 1,077,739 | 46,400 | 137,513 | 114,419 | 2001 |
| 14 | 989,361 | 131,627 | 1,117,938 | 975,309 | 43,570 | 142,629 | 98,680 | 2002 |
| 15 | 901,794 | 330,485 | 1,224,711 | 894,101 | 38,750 | 330,610 | 104,233 | 2003 |
| 平成13年度 | 1,023,962 | 124,289 | 1,162,795 | 1,036,231 | 45,191 | 126,564 | 111,202 | F. Y. 2001 |
| 14 | 966,954 | 180,065 | 1,147,949 | 952,403 | 42,417 | 195,546 | 108,189 | 2002 |
| 平成15年 1月～3月 | 216,751 | 79,531 | 284,699 | 203,805 | 9,235 | 80,894 | 108,189 | Q 1 2003 |
| 4月～6月 | 247,317 | 95,435 | 341,428 | 246,658 | 10,537 | 94,770 | 109,513 | Q 2 |
| 7月～9月 | 209,476 | 79,034 | 270,059 | 187,845 | 8,201 | 82,214 | 128,023 | Q 3 |
| 10月～12月 | 228,250 | 76,485 | 328,525 | 255,793 | 10,777 | 72,732 | 104,233 | Q 4 |
| 平成15年 1月 | 59,702 | 18,018 | 78,721 | 58,443 | 2,722 | 20,278 | 97,620 | Jan. 2003 |
| 2月 | 73,543 | 29,454 | 94,025 | 65,762 | 2,910 | 28,263 | 104,579 | Feb. |
| 3月 | 83,506 | 32,059 | 111,953 | 79,600 | 3,603 | 32,353 | 108,189 | Mar. |
| 4月 | 83,999 | 34,300 | 121,979 | 89,056 | 3,917 | 32,923 | 104,509 | Apr. |
| 5月 | 83,078 | 32,381 | 111,303 | 78,401 | 3,413 | 32,902 | 108,665 | May |
| 6月 | 80,240 | 28,754 | 108,146 | 79,201 | 3,207 | 28,945 | 109,513 | Jun. |
| 7月 | 68,760 | 25,659 | 87,807 | 60,973 | 2,738 | 26,834 | 116,124 | Jul. |
| 8月 | 59,510 | 22,037 | 80,791 | 58,594 | 2,485 | 22,197 | 116,881 | Aug. |
| 9月 | 81,206 | 31,338 | 101,461 | 68,278 | 2,977 | 33,183 | 128,023 | Sep. |
| 10月 | 84,384 | 30,980 | 106,278 | 80,253 | 3,483 | 26,025 | 137,109 | Oct. |
| 11月 | 73,199 | 20,083 | 97,152 | 75,978 | 3,296 | 21,174 | 133,240 | Nov. |
| 12月 | 70,667 | 25,422 | 125,095 | 99,562 | 3,998 | 25,533 | 104,233 | Dec. |

| 年 月 | 油性 (6) Oil ballpens | | | | | | 単位：千本 Unit：1000number | Year, Quarter and Month |
|-------------|--------------------------------|-----------------------------|----------------------------|----------------|---------------------------------|---------------|-------------------------------|-------------------------------|
| | 生産数量 Production Quantity | 受入数量 Receipt Quantity | 出荷数量 Shipments Quantity | | | | 在庫数量 Inventory Quantity | |
| | | | 計 Total | 販売 Sales | | その他 Others | | |
| | | | | 数量 Quantity | 金額 (百万円) Value (Million yen) | | | |
| 平成11年 | 507,507 | 22,251 | 542,653 | 488,604 | 31,961 | 54,049 | 34,086 | C. Y. 1999 |
| 12 | 545,911 | 34,532 | 566,418 | 507,738 | 33,596 | 58,680 | 48,493 | 2000 |
| 13 | 460,769 | 53,937 | 516,287 | 452,845 | 29,677 | 63,442 | 46,887 | 2001 |
| 14 | 437,342 | 51,004 | 487,860 | 438,996 | 27,795 | 48,864 | 38,708 | 2002 |
| 15 | 485,085 | 66,625 | 541,332 | 483,710 | 30,687 | 57,622 | 49,373 | 2003 |
| 平成13年度 | 437,001 | 51,456 | 488,913 | 432,935 | 28,480 | 55,978 | 40,894 | F. Y. 2001 |
| 14 | 443,419 | 51,168 | 497,697 | 447,100 | 28,141 | 50,597 | 37,784 | 2002 |
| 平成15年 1月～3月 | 112,223 | 14,574 | 127,720 | 113,407 | 7,379 | 14,313 | 37,784 | Q 1 2003 |
| 4月～6月 | 119,119 | 17,081 | 132,123 | 117,326 | 7,233 | 14,797 | 41,861 | Q 2 |
| 7月～9月 | 117,475 | 15,679 | 127,050 | 112,208 | 6,858 | 14,842 | 48,253 | Q 3 |
| 10月～12月 | 136,268 | 19,291 | 154,439 | 140,769 | 9,217 | 13,670 | 49,373 | Q 4 |
| 平成15年 1月 | 31,953 | 4,720 | 36,722 | 32,870 | 2,072 | 3,852 | 38,659 | Jan. 2003 |
| 2月 | 40,381 | 4,783 | 44,699 | 39,485 | 2,505 | 5,214 | 39,123 | Feb. |
| 3月 | 39,889 | 5,071 | 46,299 | 41,052 | 2,802 | 5,247 | 37,784 | Mar. |
| 4月 | 39,568 | 5,908 | 46,206 | 41,968 | 2,751 | 4,238 | 37,053 | Apr. |
| 5月 | 40,736 | 5,292 | 41,815 | 36,460 | 2,238 | 5,355 | 41,265 | May |
| 6月 | 38,815 | 5,881 | 44,102 | 38,898 | 2,245 | 5,204 | 41,861 | Jun. |
| 7月 | 36,516 | 5,711 | 43,383 | 38,689 | 2,307 | 4,694 | 40,704 | Jul. |
| 8月 | 37,213 | 4,745 | 38,946 | 33,647 | 2,000 | 5,299 | 43,715 | Aug. |
| 9月 | 43,746 | 5,223 | 44,721 | 39,872 | 2,550 | 4,849 | 48,253 | Sep. |
| 10月 | 45,972 | 6,638 | 49,098 | 45,423 | 2,820 | 3,675 | 51,764 | Oct. |
| 11月 | 45,928 | 5,407 | 49,052 | 44,033 | 2,871 | 5,019 | 54,047 | Nov. |
| 12月 | 44,368 | 7,246 | 56,289 | 51,313 | 3,525 | 4,976 | 49,373 | Dec. |

文具 Stationery

| 年 月 | マーキングペン (7) Marking pens | | | | | | 単位：千本 Unit：1000number | Year, Quarter and Month |
|-------------|--------------------------------|-----------------------------|----------------------------|----------------|---------------------------------|-----------------|-------------------------------|-------------------------------|
| | 生産数量 Production Quantity | 受入数量 Receipt Quantity | 出荷数量 Shipments Quantity | | | | 在庫数量 Inventory Quantity | |
| | | | 計 Total | 販売 Sales | | そ の 他 Others | | |
| | | | | 数量 Quantity | 金額 (百万円) Value (Million yen) | | | |
| 平成11年 | 684,656 | 199,917 | 894,472 | 806,326 | 43,176 | 88,146 | 114,471 | C. Y. 1999 |
| 12 | 695,963 | 202,331 | 916,866 | 801,615 | 42,997 | 115,251 | 113,989 | 2000 |
| 13 | 619,955 | 194,007 | 844,152 | 751,970 | 40,571 | 92,182 | 94,184 | 2001 |
| 14 | 636,430 | 211,454 | 849,127 | 737,582 | 39,491 | 111,545 | 92,978 | 2002 |
| 15 | 620,327 | 228,056 | 846,998 | 730,978 | 38,773 | 116,020 | 94,425 | 2003 |
| 平成13年度 | 621,739 | 199,519 | 832,484 | 735,194 | 39,889 | 97,290 | 100,726 | F. Y. 2001 |
| 14 | 629,521 | 207,884 | 845,724 | 732,755 | 39,126 | 112,969 | 92,411 | 2002 |
| 平成15年 1月～3月 | 154,144 | 50,091 | 204,805 | 178,485 | 9,335 | 26,320 | 92,411 | Q 1 2003 |
| 4月～6月 | 152,333 | 61,130 | 211,567 | 182,136 | 9,223 | 29,431 | 94,283 | Q 2 |
| 7月～9月 | 146,687 | 56,020 | 198,057 | 170,867 | 9,234 | 27,190 | 99,015 | Q 3 |
| 10月～12月 | 167,163 | 60,815 | 232,569 | 199,490 | 10,980 | 33,079 | 94,425 | Q 4 |
| 平成15年 1月 | 50,684 | 16,247 | 66,410 | 57,344 | 2,941 | 9,066 | 93,499 | Jan. 2003 |
| 2月 | 52,239 | 19,026 | 67,463 | 58,659 | 3,019 | 8,804 | 97,302 | Feb. |
| 3月 | 51,221 | 14,818 | 70,932 | 62,482 | 3,375 | 8,450 | 92,411 | Mar. |
| 4月 | 53,590 | 22,505 | 78,585 | 69,264 | 3,609 | 9,321 | 89,921 | Apr. |
| 5月 | 50,133 | 18,770 | 65,360 | 55,608 | 2,766 | 9,752 | 93,479 | May |
| 6月 | 48,610 | 19,855 | 67,622 | 57,264 | 2,848 | 10,358 | 94,283 | Jun. |
| 7月 | 50,892 | 18,974 | 66,802 | 57,560 | 3,029 | 9,242 | 97,346 | Jul. |
| 8月 | 44,003 | 18,164 | 60,938 | 52,326 | 2,792 | 8,612 | 98,576 | Aug. |
| 9月 | 51,792 | 18,882 | 70,317 | 60,981 | 3,414 | 9,336 | 99,015 | Sep. |
| 10月 | 60,542 | 21,995 | 82,178 | 68,878 | 3,879 | 13,300 | 99,372 | Oct. |
| 11月 | 51,392 | 18,842 | 68,996 | 60,897 | 3,424 | 8,099 | 100,613 | Nov. |
| 12月 | 55,229 | 19,978 | 81,395 | 69,715 | 3,678 | 11,680 | 94,425 | Dec. |

| 年 月 | クレヨン・パス (8) Crayons and Oil pastels | | | | | | 単位：千本 Unit：1000number | Year, Quarter and Month |
|-------------|--|-----------------------------|----------------------------|----------------|---------------------------------|-----------------|-------------------------------|-------------------------------|
| | 生産数量 Production Quantity | 受入数量 Receipt Quantity | 出荷数量 Shipments Quantity | | | | 在庫数量 Inventory Quantity | |
| | | | 計 Total | 販売 Sales | | そ の 他 Others | | |
| | | | | 数量 Quantity | 金額 (百万円) Value (Million yen) | | | |
| 平成11年 | 133,994 | 10,662 | 143,691 | 141,565 | 1,967 | 2,126 | 62,841 | C. Y. 1999 |
| 12 | 89,029 | 38,683 | 135,560 | 134,260 | 1,922 | 1,300 | 54,840 | 2000 |
| 13 | 76,073 | 45,483 | 129,274 | 128,376 | 1,873 | 898 | 47,159 | 2001 |
| 14 | 72,449 | 46,648 | 122,369 | 120,837 | 1,731 | 1,532 | 43,888 | 2002 |
| 15 | 66,772 | 38,958 | 103,446 | 102,871 | 1,604 | 575 | 46,172 | 2003 |
| 平成13年度 | 82,582 | 45,708 | 128,771 | 127,560 | 1,839 | 1,211 | 41,538 | F. Y. 2001 |
| 14 | 70,426 | 44,673 | 117,470 | 116,372 | 1,692 | 1,098 | 39,168 | 2002 |
| 平成15年 1月～3月 | 28,075 | 10,588 | 43,383 | 43,348 | 694 | 35 | 39,168 | Q 1 2003 |
| 4月～6月 | 8,760 | 6,071 | 20,439 | 20,149 | 305 | 290 | 33,560 | Q 2 |
| 7月～9月 | 10,608 | 11,091 | 20,736 | 20,577 | 261 | 159 | 34,523 | Q 3 |
| 10月～12月 | 19,329 | 11,208 | 18,888 | 18,797 | 344 | 91 | 46,172 | Q 4 |
| 平成15年 1月 | 8,351 | 3,652 | 13,059 | 13,059 | 207 | - | 42,832 | Jan. 2003 |
| 2月 | 10,781 | 3,150 | 15,130 | 15,100 | 252 | 30 | 41,633 | Feb. |
| 3月 | 8,943 | 3,786 | 15,194 | 15,189 | 235 | 5 | 39,168 | Mar. |
| 4月 | 3,863 | 2,924 | 13,259 | 13,005 | 187 | 254 | 32,696 | Apr. |
| 5月 | 2,156 | 1,163 | 3,801 | 3,789 | 57 | 12 | 32,214 | May |
| 6月 | 2,741 | 1,984 | 3,379 | 3,355 | 61 | 24 | 33,560 | Jun. |
| 7月 | 2,011 | 4,200 | 4,121 | 4,111 | 55 | 10 | 35,650 | Jul. |
| 8月 | 3,956 | 4,217 | 5,056 | 4,976 | 72 | 80 | 38,767 | Aug. |
| 9月 | 4,641 | 2,674 | 11,559 | 11,490 | 133 | 69 | 34,523 | Sep. |
| 10月 | 5,570 | 4,923 | 5,327 | 5,285 | 95 | 42 | 39,689 | Oct. |
| 11月 | 5,517 | 2,582 | 6,199 | 6,171 | 106 | 28 | 41,589 | Nov. |
| 12月 | 8,242 | 3,703 | 7,362 | 7,341 | 143 | 21 | 46,172 | Dec. |

文具 Stationery

| 年 月 | 水彩絵の具 (9) Water color paints | | | | | | | 単位：千本 Unit：1000number | Year, Quarter and Month |
|-------------|---------------------------------|-----------------------------|----------------------------|----------------|-------------------------------|---------------|-------------------------------|--|-------------------------------|
| | 生産数量 Production Quantity | 受入数量 Receipt Quantity | 出荷数量 Shipments Quantity | | | | 在庫数量 Inventory Quantity | | |
| | | | 計 Total | 販売 Sales | | その他 Others | | | |
| | | | | 数量 Quantity | 金額(百万円) Value(Million yen) | | | | |
| 平成11年 | 82,620 | 61 | 85,613 | 83,943 | 3,364 | 1,670 | 48,513 | C. Y. 1999 2000 2001 2002 2003 | |
| 12 | 76,731 | 196 | 79,517 | 76,808 | 3,168 | 2,709 | 45,919 | | |
| 13 | 67,492 | 3,262 | 73,279 | 70,278 | 2,942 | 3,001 | 43,418 | | |
| 14 | 64,360 | 411 | 66,967 | 65,385 | 2,676 | 1,582 | 41,228 | | |
| 15 | 65,789 | 20 | 67,805 | 66,327 | 2,804 | 1,478 | 39,232 | | |
| 平成13年度 | 68,121 | 1,633 | 73,390 | 70,399 | 2,925 | 2,991 | 43,122 | F. Y. 2001 2002 | |
| 14 | 64,867 | 422 | 67,633 | 66,077 | 2,729 | 1,556 | 40,778 | | |
| 平成15年 1月～3月 | 19,371 | 12 | 19,833 | 19,490 | 805 | 343 | 40,778 | Q 1 2003 | |
| 4月～6月 | 15,734 | 6 | 18,384 | 17,916 | 758 | 468 | 38,134 | Q 2 | |
| 7月～9月 | 15,949 | 1 | 18,662 | 18,238 | 777 | 424 | 35,422 | Q 3 | |
| 10月～12月 | 14,735 | 1 | 10,926 | 10,683 | 464 | 243 | 39,232 | Q 4 | |
| 平成15年 1月 | 5,019 | 9 | 6,036 | 5,890 | 230 | 146 | 40,220 | Jan. 2003 | |
| 2月 | 7,358 | 1 | 6,910 | 6,818 | 286 | 92 | 40,669 | Feb. | |
| 3月 | 6,994 | 2 | 6,887 | 6,782 | 288 | 105 | 40,778 | Mar. | |
| 4月 | 5,805 | 3 | 8,463 | 8,201 | 344 | 262 | 38,123 | Apr. | |
| 5月 | 4,351 | 3 | 5,421 | 5,333 | 223 | 88 | 37,056 | May | |
| 6月 | 5,578 | - | 4,500 | 4,382 | 191 | 118 | 38,134 | Jun. | |
| 7月 | 4,995 | 1 | 4,847 | 4,690 | 207 | 157 | 38,283 | Jul. | |
| 8月 | 5,971 | - | 6,610 | 6,428 | 263 | 182 | 37,644 | Aug. | |
| 9月 | 4,983 | - | 7,205 | 7,120 | 307 | 85 | 35,422 | Sep. | |
| 10月 | 5,122 | 1 | 3,769 | 3,751 | 167 | 18 | 36,776 | Oct. | |
| 11月 | 4,157 | - | 3,254 | 3,207 | 144 | 47 | 37,679 | Nov. | |
| 12月 | 5,456 | - | 3,903 | 3,725 | 154 | 178 | 39,232 | Dec. | |

| 年 月 | 修正液 (10) Correction fluids | | | | | | | 単位：千本 Unit：1000number | Year, Quarter and Month |
|-------------|--------------------------------|-----------------------------|----------------------------|----------------|-------------------------------|---------------|-------------------------------|--|-------------------------------|
| | 生産数量 Production Quantity | 受入数量 Receipt Quantity | 出荷数量 Shipments Quantity | | | | 在庫数量 Inventory Quantity | | |
| | | | 計 Total | 販売 Sales | | その他 Others | | | |
| | | | | 数量 Quantity | 金額(百万円) Value(Million yen) | | | | |
| 平成11年 | 69,055 | 2,427 | 71,859 | 70,323 | 7,307 | 1,536 | 6,439 | C. Y. 1999 2000 2001 2002 2003 | |
| 12 | 69,964 | 1,533 | 72,561 | 69,018 | 6,783 | 3,543 | 6,585 | | |
| 13 | 60,955 | 4,027 | 65,254 | 62,285 | 6,185 | 2,969 | 6,313 | | |
| 14 | 56,121 | 5,689 | 63,855 | 59,875 | 5,481 | 3,980 | 4,264 | | |
| 15 | 49,180 | 4,458 | 53,898 | 52,050 | 4,871 | 1,848 | 4,199 | | |
| 平成13年度 | 59,193 | 6,002 | 64,877 | 62,020 | 6,002 | 2,857 | 7,426 | F. Y. 2001 2002 | |
| 14 | 53,365 | 4,262 | 60,526 | 56,132 | 5,182 | 4,394 | 4,712 | | |
| 平成15年 1月～3月 | 11,669 | 1,010 | 12,419 | 11,889 | 1,181 | 530 | 4,712 | Q 1 2003 | |
| 4月～6月 | 13,541 | 1,324 | 14,969 | 14,569 | 1,315 | 400 | 4,608 | Q 2 | |
| 7月～9月 | 11,764 | 1,233 | 12,771 | 12,340 | 1,119 | 431 | 4,841 | Q 3 | |
| 10月～12月 | 12,206 | 891 | 13,739 | 13,252 | 1,256 | 487 | 4,199 | Q 4 | |
| 平成15年 1月 | 3,908 | 299 | 3,980 | 3,793 | 380 | 187 | 4,709 | Jan. 2003 | |
| 2月 | 3,927 | 302 | 4,305 | 4,143 | 407 | 162 | 4,604 | Feb. | |
| 3月 | 3,834 | 409 | 4,134 | 3,953 | 394 | 181 | 4,712 | Mar. | |
| 4月 | 4,538 | 416 | 5,311 | 5,250 | 488 | 61 | 4,355 | Apr. | |
| 5月 | 4,559 | 554 | 5,081 | 4,975 | 433 | 106 | 4,386 | May | |
| 6月 | 4,444 | 354 | 4,577 | 4,344 | 393 | 233 | 4,608 | Jun. | |
| 7月 | 4,459 | 512 | 4,945 | 4,692 | 411 | 253 | 4,633 | Jul. | |
| 8月 | 3,577 | 369 | 4,077 | 3,953 | 360 | 124 | 4,502 | Aug. | |
| 9月 | 3,728 | 352 | 3,749 | 3,695 | 348 | 54 | 4,841 | Sep. | |
| 10月 | 3,742 | 221 | 4,427 | 4,378 | 419 | 49 | 4,377 | Oct. | |
| 11月 | 4,068 | 320 | 4,781 | 4,661 | 447 | 120 | 3,983 | Nov. | |
| 12月 | 4,396 | 350 | 4,531 | 4,213 | 390 | 318 | 4,199 | Dec. | |

文具 Stationery

| 年 月 | 修正テープ (1) Correction tapes | | | | | | 単位：千個 Unit：1000number | Year, Quarter and Month |
|-------------|--------------------------------|-----------------------------|----------------------------|----------------|---------------------------------|---------------|-------------------------------|-------------------------------|
| | 生産数量 Production Quantity | 受入数量 Receipt Quantity | 出荷数量 Shipments Quantity | | | | 在庫数量 Inventory Quantity | |
| | | | 計 Total | 販売 Sales | | その他 Others | | |
| | | | | 数量 Quantity | 金額 (百万円) Value (Million yen) | | | |
| 平成11年 | ... | ... | ... | ... | ... | ... | C. Y. 1999 | |
| 12 | ... | ... | ... | ... | ... | ... | 2000 | |
| 13 | ... | ... | ... | ... | ... | ... | 2001 | |
| 14 | 13,205 | 67,277 | 78,444 | 78,113 | 7,986 | 331 | 2002 | |
| 15 | 16,723 | 71,319 | 89,759 | 89,519 | 8,634 | 240 | 2003 | |
| 平成13年度 | ... | ... | ... | ... | ... | ... | F. Y. 2001 | |
| 14 | 13,488 | 69,701 | 82,021 | 81,799 | 8,332 | 222 | 2002 | |
| 平成15年 1月～3月 | 3,831 | 17,472 | 22,294 | 22,230 | 2,285 | 64 | Q 1 2003 | |
| 4月～6月 | 4,691 | 16,884 | 21,729 | 21,722 | 2,091 | 7 | Q 2 | |
| 7月～9月 | 3,850 | 18,655 | 21,252 | 21,213 | 2,058 | 39 | Q 3 | |
| 10月～12月 | 4,351 | 18,308 | 24,484 | 24,354 | 2,200 | 130 | Q 4 | |
| 平成15年 1月 | 1,017 | 5,524 | 7,530 | 7,468 | 725 | 62 | Jan. 2003 | |
| 2月 | 1,327 | 5,484 | 6,968 | 6,967 | 725 | 1 | Feb. | |
| 3月 | 1,487 | 6,464 | 7,796 | 7,795 | 836 | 1 | Mar. | |
| 4月 | 1,429 | 5,534 | 7,517 | 7,517 | 764 | - | Apr. | |
| 5月 | 1,610 | 6,413 | 7,230 | 7,229 | 698 | 1 | May | |
| 6月 | 1,652 | 4,937 | 6,982 | 6,976 | 629 | 6 | Jun. | |
| 7月 | 1,535 | 6,011 | 7,627 | 7,589 | 730 | 38 | Jul. | |
| 8月 | 746 | 5,223 | 5,542 | 5,542 | 548 | - | Aug. | |
| 9月 | 1,569 | 7,421 | 8,083 | 8,082 | 780 | 1 | Sep. | |
| 10月 | 1,299 | 6,770 | 8,436 | 8,433 | 778 | 3 | Oct. | |
| 11月 | 1,538 | 5,557 | 7,400 | 7,372 | 665 | 28 | Nov. | |
| 12月 | 1,514 | 5,981 | 8,648 | 8,549 | 758 | 99 | Dec. | |

玩具 Toys

| 年 月 | 玩具合計 (1)~(6) Total | | | | | 単位：ダース Unit: dozen | Year, Quarter and Month |
|-------------|--------------------------------|----------------------------|----------------|-------------------------------|-------------------------------|-----------------------|--|
| | 生産数量 Production Quantity | 出荷数量 Shipments Quantity | | | 在庫数量 Inventory Quantity | | |
| | | 計 Total | 販売 Sales | | | その他 Others | |
| | | | 数量 Quantity | 金額(百万円) Value(Million yen) | | | |
| 平成11年 | 39,419,288 | 40,154,336 | 39,962,757 | 659,600 | 191,579 | 1,326,530 | C. Y. 1999 2000 2001 2002 2003 |
| 12 | 40,421,499 | 40,008,925 | 39,906,372 | 780,220 | 102,553 | 1,733,449 | |
| 13 | 28,467,367 | 28,327,422 | 28,239,566 | 927,169 | 87,856 | 1,868,945 | |
| 14 | 20,112,697 | 20,235,334 | 20,081,506 | 710,779 | 153,828 | 1,674,896 | |
| 15 | 15,999,281 | 16,484,297 | 16,229,524 | 299,872 | 254,773 | 1,521,894 | |
| 平成13年度 | 27,181,722 | 26,987,791 | 26,880,266 | 874,187 | 107,525 | 1,804,669 | F. Y. 2001 2002 |
| 14 | 18,032,115 | 18,457,751 | 18,247,670 | 590,799 | 210,081 | 1,538,176 | |
| 平成15年 1月~3月 | 3,136,539 | 3,340,807 | 3,232,477 | 62,642 | 108,330 | 1,538,176 | Q 1 2003 |
| 4月~6月 | 3,156,480 | 3,169,485 | 3,124,439 | 68,356 | 45,046 | 1,615,054 | Q 2 |
| 7月~9月 | 4,256,395 | 4,264,360 | 4,185,640 | 66,802 | 78,720 | 1,705,390 | Q 3 |
| 10月~12月 | 5,449,867 | 5,709,645 | 5,686,968 | 102,072 | 22,677 | 1,521,894 | Q 4 |
| 平成15年 1月 | 797,601 | 747,892 | 726,488 | 10,911 | 21,404 | 1,703,552 | Jan. 2003 |
| 2月 | 1,202,151 | 1,227,850 | 1,142,592 | 23,006 | 85,258 | 1,718,407 | Feb. |
| 3月 | 1,136,787 | 1,365,065 | 1,363,397 | 28,725 | 1,668 | 1,538,176 | Mar. |
| 4月 | 981,913 | 987,641 | 961,977 | 19,918 | 25,664 | 1,562,395 | Apr. |
| 5月 | 1,138,092 | 1,106,707 | 1,102,143 | 19,625 | 4,564 | 1,622,094 | May |
| 6月 | 1,036,475 | 1,075,137 | 1,060,319 | 28,813 | 14,818 | 1,615,054 | Jun. |
| 7月 | 1,445,654 | 1,430,537 | 1,368,015 | 29,880 | 62,522 | 1,659,014 | Jul. |
| 8月 | 1,103,806 | 1,152,333 | 1,147,888 | 20,661 | 4,445 | 1,639,091 | Aug. |
| 9月 | 1,706,935 | 1,681,490 | 1,669,737 | 16,261 | 11,753 | 1,705,390 | Sep. |
| 10月 | 2,342,447 | 2,411,084 | 2,396,869 | 34,155 | 14,215 | 1,653,296 | Oct. |
| 11月 | 1,786,280 | 2,004,005 | 1,997,821 | 38,462 | 6,184 | 1,420,067 | Nov. |
| 12月 | 1,321,140 | 1,294,556 | 1,292,278 | 29,455 | 2,278 | 1,521,894 | Dec. |

| 年 月 | 機械玩具計(可動装置を有するもの)(1)~(3) Electronic toys | | | | | 単位：ダース Unit: dozen | Year, Quarter and Month |
|-------------|---|----------------------------|----------------|-------------------------------|-------------------------------|-----------------------|--|
| | 生産数量 Production Quantity | 出荷数量 Shipments Quantity | | | 在庫数量 Inventory Quantity | | |
| | | 計 Total | 販売 Sales | | | その他 Others | |
| | | | 数量 Quantity | 金額(百万円) Value(Million yen) | | | |
| 平成11年 | 16,838,666 | 17,081,438 | 16,905,196 | 616,673 | 176,242 | 480,033 | C. Y. 1999 2000 2001 2002 2003 |
| 12 | 16,322,132 | 16,263,138 | 16,167,254 | 740,979 | 95,884 | 577,186 | |
| 13 | 13,169,549 | 13,110,852 | 13,028,392 | 892,687 | 82,460 | 642,274 | |
| 14 | 12,008,743 | 12,021,121 | 11,879,645 | 678,413 | 141,476 | 630,698 | |
| 15 | 10,091,924 | 10,404,337 | 10,238,994 | 272,259 | 165,343 | 723,843 | |
| 平成13年度 | 12,698,549 | 12,577,772 | 12,480,347 | 838,708 | 97,425 | 718,968 | F. Y. 2001 2002 |
| 14 | 11,131,301 | 11,244,301 | 11,125,413 | 559,944 | 118,888 | 705,976 | |
| 平成15年 1月~3月 | 1,728,312 | 1,752,412 | 1,728,178 | 56,197 | 24,234 | 705,976 | Q 1 2003 |
| 4月~6月 | 1,647,832 | 1,679,074 | 1,635,129 | 61,908 | 43,945 | 761,495 | Q 2 |
| 7月~9月 | 2,789,423 | 2,824,127 | 2,747,604 | 60,239 | 76,523 | 851,799 | Q 3 |
| 10月~12月 | 3,926,357 | 4,148,724 | 4,128,083 | 93,916 | 20,641 | 723,843 | Q 4 |
| 平成15年 1月 | 366,787 | 363,352 | 342,021 | 9,329 | 21,331 | 646,940 | Jan. 2003 |
| 2月 | 677,313 | 574,949 | 573,646 | 20,838 | 1,303 | 788,860 | Feb. |
| 3月 | 684,212 | 814,111 | 812,511 | 26,029 | 1,600 | 705,976 | Mar. |
| 4月 | 523,371 | 534,337 | 508,750 | 17,810 | 25,587 | 723,828 | Apr. |
| 5月 | 553,251 | 514,847 | 511,273 | 17,381 | 3,574 | 789,687 | May |
| 6月 | 571,210 | 629,890 | 615,106 | 26,717 | 14,784 | 761,495 | Jun. |
| 7月 | 781,666 | 781,174 | 718,654 | 27,269 | 62,520 | 789,544 | Jul. |
| 8月 | 670,417 | 693,243 | 689,845 | 18,429 | 3,398 | 824,108 | Aug. |
| 9月 | 1,337,340 | 1,349,710 | 1,339,105 | 14,540 | 10,605 | 851,799 | Sep. |
| 10月 | 1,773,712 | 1,859,656 | 1,845,858 | 31,659 | 13,798 | 781,898 | Oct. |
| 11月 | 1,264,077 | 1,418,351 | 1,413,558 | 35,304 | 4,793 | 631,602 | Nov. |
| 12月 | 888,568 | 870,717 | 868,667 | 26,953 | 2,050 | 723,843 | Dec. |

玩具 Toys

| 年 月 | 電子応用玩具 (1) Electronic applied toys | | | | | 単位：ダース Unit: dozen | Year, Quarter and Month |
|-------------|---------------------------------------|----------------------------|----------------|-------------------------------|-------------------------------|-----------------------|-------------------------------|
| | 生産数量 Production Quantity | 出荷数量 Shipments Quantity | | | 在庫数量 Inventory Quantity | | |
| | | 計 Total | 販売 Sales | | | その他 Others | |
| | | | 数量 Quantity | 金額(百万円) Value(Million yen) | | | |
| 平成11年 | 16,118,866 | 16,318,994 | 16,160,167 | 609,952 | 158,827 | 414,730 | C. Y. 1999 |
| 12 | 15,631,015 | 15,527,788 | 15,456,442 | 734,483 | 71,346 | 533,499 | 2000 |
| 13 | 12,651,527 | 12,575,403 | 12,500,202 | 886,376 | 75,201 | 615,107 | 2001 |
| 14 | 11,503,658 | 11,511,528 | 11,379,177 | 671,953 | 132,351 | 607,237 | 2002 |
| 15 | 9,512,147 | 9,825,328 | 9,670,939 | 264,789 | 154,389 | 697,823 | 2003 |
| 平成13年度 | 12,185,421 | 12,045,688 | 11,956,348 | 832,344 | 89,340 | 699,284 | F. Y. 2001 |
| 14 | 10,603,118 | 10,721,131 | 10,611,406 | 553,075 | 109,725 | 680,478 | 2002 |
| 平成15年 1月～3月 | 1,598,989 | 1,624,955 | 1,602,853 | 54,455 | 22,102 | 680,478 | Q 1 2003 |
| 4月～6月 | 1,506,493 | 1,535,381 | 1,494,244 | 60,084 | 41,137 | 738,180 | Q 2 |
| 7月～9月 | 2,643,809 | 2,676,394 | 2,602,104 | 58,366 | 74,290 | 830,432 | Q 3 |
| 10月～12月 | 3,762,856 | 3,988,598 | 3,971,738 | 91,883 | 16,860 | 697,823 | Q 4 |
| 平成15年 1月 | 331,470 | 325,197 | 304,777 | 8,781 | 20,420 | 626,260 | Jan. 2003 |
| 2月 | 633,603 | 532,394 | 532,064 | 20,261 | 330 | 766,968 | Feb. |
| 3月 | 633,916 | 767,364 | 766,012 | 25,413 | 1,352 | 680,478 | Mar. |
| 4月 | 476,475 | 488,339 | 463,609 | 17,211 | 24,730 | 697,376 | Apr. |
| 5月 | 505,845 | 466,346 | 463,292 | 16,765 | 3,054 | 764,273 | May |
| 6月 | 524,173 | 580,696 | 567,343 | 26,108 | 13,353 | 738,180 | Jun. |
| 7月 | 731,965 | 731,373 | 669,475 | 26,630 | 61,898 | 766,272 | Jul. |
| 8月 | 622,780 | 643,035 | 640,152 | 17,776 | 2,883 | 803,350 | Aug. |
| 9月 | 1,289,064 | 1,301,986 | 1,292,477 | 13,961 | 9,509 | 830,432 | Sep. |
| 10月 | 1,721,624 | 1,807,922 | 1,795,276 | 31,021 | 12,646 | 759,013 | Oct. |
| 11月 | 1,204,276 | 1,363,536 | 1,359,948 | 34,641 | 3,588 | 603,674 | Nov. |
| 12月 | 836,956 | 817,140 | 816,514 | 26,222 | 626 | 697,823 | Dec. |

| 年 月 | 電動玩具 (2) Electric toys | | | | | 単位：ダース Unit: dozen | Year, Quarter and Month |
|-------------|--------------------------------|----------------------------|----------------|-------------------------------|-------------------------------|-----------------------|-------------------------------|
| | 生産数量 Production Quantity | 出荷数量 Shipments Quantity | | | 在庫数量 Inventory Quantity | | |
| | | 計 Total | 販売 Sales | | | その他 Others | |
| | | | 数量 Quantity | 金額(百万円) Value(Million yen) | | | |
| 平成11年 | 427,899 | 470,244 | 466,854 | 5,050 | 3,390 | 59,007 | C. Y. 1999 |
| 12 | 453,454 | 494,988 | 480,076 | 5,056 | 14,912 | 40,090 | 2000 |
| 13 | 389,448 | 405,861 | 405,319 | 5,309 | 542 | 24,342 | 2001 |
| 14 | 375,429 | 379,597 | 379,060 | 5,474 | 537 | 20,905 | 2002 |
| 15 | 447,441 | 446,759 | 446,024 | 6,412 | 735 | 23,378 | 2003 |
| 平成13年度 | 382,448 | 401,283 | 400,701 | 5,371 | 582 | 16,978 | F. Y. 2001 |
| 14 | 395,447 | 390,817 | 390,248 | 5,847 | 569 | 22,339 | 2002 |
| 平成15年 1月～3月 | 98,502 | 97,239 | 97,102 | 1,500 | 137 | 22,339 | Q 1 2003 |
| 4月～6月 | 107,711 | 109,540 | 109,323 | 1,539 | 217 | 20,681 | Q 2 |
| 7月～9月 | 111,676 | 114,562 | 114,365 | 1,615 | 197 | 17,966 | Q 3 |
| 10月～12月 | 129,552 | 125,418 | 125,234 | 1,758 | 184 | 23,378 | Q 4 |
| 平成15年 1月 | 27,271 | 30,153 | 30,093 | 475 | 60 | 18,080 | Jan. 2003 |
| 2月 | 31,742 | 30,884 | 30,832 | 503 | 52 | 18,995 | Feb. |
| 3月 | 39,489 | 36,202 | 36,177 | 522 | 25 | 22,339 | Mar. |
| 4月 | 36,208 | 35,490 | 35,409 | 496 | 81 | 23,113 | Apr. |
| 5月 | 36,777 | 37,464 | 37,372 | 535 | 92 | 22,483 | May |
| 6月 | 34,726 | 36,586 | 36,542 | 507 | 44 | 20,681 | Jun. |
| 7月 | 38,641 | 39,003 | 38,901 | 543 | 102 | 20,376 | Jul. |
| 8月 | 35,693 | 38,361 | 38,316 | 567 | 45 | 17,765 | Aug. |
| 9月 | 37,342 | 37,198 | 37,148 | 504 | 50 | 17,966 | Sep. |
| 10月 | 41,127 | 40,714 | 40,648 | 540 | 66 | 19,543 | Oct. |
| 11月 | 47,395 | 42,731 | 42,675 | 579 | 56 | 24,264 | Nov. |
| 12月 | 41,030 | 41,973 | 41,911 | 640 | 62 | 23,378 | Dec. |

玩具 Toys

| 年 月 | ゼンマイ、フリクション玩具類 (3) Clockwork toy and friction toys | | | | | 単位：ダース Unit: dozen | Year, Quarter and Month |
|-------------|---|----------------------------|----------------|---------------------------------|-------------------------------|-----------------------|-------------------------------|
| | 生産数量 Production Quantity | 出荷数量 Shipments Quantity | | | 在庫数量 Inventory Quantity | | |
| | | 計 Total | 販売 Sales | | | その 他 Others | |
| | | | 数量 Quantity | 金額 (百万円) Value (Million yen) | | | |
| 平成11年 | 291,901 | 292,200 | 278,175 | 1,670 | 14,025 | 6,296 | C. Y. 1999 |
| 12 | 237,663 | 240,362 | 230,736 | 1,440 | 9,626 | 3,597 | 2000 |
| 13 | 128,574 | 129,588 | 122,871 | 1,003 | 6,717 | 2,825 | 2001 |
| 14 | 129,656 | 129,996 | 121,408 | 986 | 8,588 | 2,556 | 2002 |
| 15 | 132,336 | 132,250 | 122,031 | 1,059 | 10,219 | 2,642 | 2003 |
| 平成13年度 | 130,680 | 130,801 | 123,298 | 993 | 7,503 | 2,706 | F. Y. 2001 |
| 14 | 132,736 | 132,353 | 123,759 | 1,022 | 8,594 | 3,159 | 2002 |
| 平成15年 1月～3月 | 30,821 | 30,218 | 28,223 | 241 | 1,995 | 3,159 | Q 1 2003 |
| 4月～6月 | 33,628 | 34,153 | 31,562 | 285 | 2,591 | 2,634 | Q 2 |
| 7月～9月 | 33,938 | 33,171 | 31,135 | 258 | 2,036 | 3,401 | Q 3 |
| 10月～12月 | 33,949 | 34,708 | 31,111 | 275 | 3,597 | 2,642 | Q 4 |
| 平成15年 1月 | 8,046 | 8,002 | 7,151 | 73 | 851 | 2,600 | Jan. 2003 |
| 2月 | 11,968 | 11,671 | 10,750 | 74 | 921 | 2,897 | Feb. |
| 3月 | 10,807 | 10,545 | 10,322 | 94 | 223 | 3,159 | Mar. |
| 4月 | 10,688 | 10,508 | 9,732 | 103 | 776 | 3,339 | Apr. |
| 5月 | 10,629 | 11,037 | 10,609 | 81 | 428 | 2,931 | May |
| 6月 | 12,311 | 12,608 | 11,221 | 102 | 1,387 | 2,634 | Jun. |
| 7月 | 11,060 | 10,798 | 10,278 | 96 | 520 | 2,896 | Jul. |
| 8月 | 11,944 | 11,847 | 11,377 | 87 | 470 | 2,993 | Aug. |
| 9月 | 10,934 | 10,526 | 9,480 | 75 | 1,046 | 3,401 | Sep. |
| 10月 | 10,961 | 11,020 | 9,934 | 99 | 1,086 | 3,342 | Oct. |
| 11月 | 12,406 | 12,084 | 10,935 | 85 | 1,149 | 3,664 | Nov. |
| 12月 | 10,582 | 11,604 | 10,242 | 91 | 1,362 | 2,642 | Dec. |

| 年 月 | その他の玩具計 (可動装置を有しないもの) (4)~(6) Other toys | | | | | 単位：ダース Unit: dozen | Year, Quarter and Month |
|-------------|---|----------------------------|----------------|---------------------------------|-------------------------------|-----------------------|-------------------------------|
| | 生産数量 Production Quantity | 出荷数量 Shipments Quantity | | | 在庫数量 Inventory Quantity | | |
| | | 計 Total | 販売 Sales | | | その 他 Others | |
| | | | 数量 Quantity | 金額 (百万円) Value (Million yen) | | | |
| 平成11年 | 22,580,622 | 23,072,898 | 23,057,561 | 42,928 | 15,337 | 846,497 | C. Y. 1999 |
| 12 | 24,099,367 | 23,745,787 | 23,739,118 | 39,242 | 6,669 | 1,156,263 | 2000 |
| 13 | 15,297,818 | 15,216,570 | 15,211,174 | 34,482 | 5,396 | 1,226,671 | 2001 |
| 14 | 8,103,954 | 8,214,213 | 8,201,861 | 32,366 | 12,352 | 1,044,198 | 2002 |
| 15 | 5,907,357 | 6,079,960 | 5,990,530 | 27,613 | 89,430 | 798,051 | 2003 |
| 平成13年度 | 14,483,173 | 14,410,019 | 14,399,919 | 35,479 | 10,100 | 1,085,701 | F. Y. 2001 |
| 14 | 6,900,814 | 7,213,450 | 7,122,257 | 30,855 | 91,193 | 832,200 | 2002 |
| 平成15年 1月～3月 | 1,408,227 | 1,588,395 | 1,504,299 | 6,445 | 84,096 | 832,200 | Q 1 2003 |
| 4月～6月 | 1,508,648 | 1,490,411 | 1,489,310 | 6,448 | 1,101 | 853,559 | Q 2 |
| 7月～9月 | 1,466,972 | 1,440,233 | 1,438,036 | 6,564 | 2,197 | 853,591 | Q 3 |
| 10月～12月 | 1,523,510 | 1,560,921 | 1,558,885 | 8,156 | 2,036 | 798,051 | Q 4 |
| 平成15年 1月 | 430,814 | 384,540 | 384,467 | 1,582 | 73 | 1,056,612 | Jan. 2003 |
| 2月 | 524,838 | 652,901 | 568,946 | 2,168 | 83,955 | 929,547 | Feb. |
| 3月 | 452,575 | 550,954 | 550,886 | 2,695 | 68 | 832,200 | Mar. |
| 4月 | 458,542 | 453,304 | 453,227 | 2,108 | 77 | 838,567 | Apr. |
| 5月 | 584,841 | 591,860 | 590,870 | 2,244 | 990 | 832,407 | May |
| 6月 | 465,265 | 445,247 | 445,213 | 2,097 | 34 | 853,559 | Jun. |
| 7月 | 663,988 | 649,363 | 649,361 | 2,610 | 2 | 869,470 | Jul. |
| 8月 | 433,389 | 459,090 | 458,043 | 2,232 | 1,047 | 814,983 | Aug. |
| 9月 | 369,595 | 331,780 | 330,632 | 1,721 | 1,148 | 853,591 | Sep. |
| 10月 | 568,735 | 551,428 | 551,011 | 2,496 | 417 | 871,398 | Oct. |
| 11月 | 522,203 | 585,654 | 584,263 | 3,157 | 1,391 | 788,465 | Nov. |
| 12月 | 432,572 | 423,839 | 423,611 | 2,502 | 228 | 798,051 | Dec. |

玩具 Toys

| 年 月 | プラスチック製玩具計 (4)~(5) Plastic toys | | | | | 単位：ダース Unit: dozen | Year, Quarter and Month |
|-------------|------------------------------------|----------------------------|----------------|---------------------------------|-------------------------------|-----------------------|-------------------------------|
| | 生産数量 Production Quantity | 出荷数量 Shipments Quantity | | | 在庫数量 Inventory Quantity | | |
| | | 計 Total | 販売 Sales | | | そ の 他 Others | |
| | | | 数量 Quantity | 金額 (百万円) Value (Million yen) | | | |
| 平成11年 | 21,640,247 | 22,042,055 | 22,026,723 | 39,329 | 15,332 | 789,004 | C. Y. 1999 |
| 12 | 23,580,851 | 23,215,623 | 23,208,955 | 37,717 | 6,668 | 1,156,263 | 2000 |
| 13 | 15,285,354 | 15,204,106 | 15,198,710 | 34,370 | 5,396 | 1,226,671 | 2001 |
| 14 | 8,074,953 | 8,185,212 | 8,172,860 | 32,228 | 12,352 | 1,044,198 | 2002 |
| 15 | 5,901,815 | 6,074,418 | 5,984,988 | 27,572 | 89,430 | 798,051 | 2003 |
| 平成13年度 | 14,464,751 | 14,391,597 | 14,381,497 | 35,353 | 10,100 | 1,085,701 | F. Y. 2001 |
| 14 | 6,877,696 | 7,190,332 | 7,099,139 | 30,736 | 91,193 | 832,200 | 2002 |
| 平成15年 1月~3月 | 1,406,543 | 1,586,711 | 1,502,615 | 6,432 | 84,096 | 832,200 | Q 1 2003 |
| 4月~6月 | 1,507,401 | 1,489,164 | 1,488,063 | 6,439 | 1,101 | 853,559 | Q 2 |
| 7月~9月 | 1,465,401 | 1,438,662 | 1,436,465 | 6,553 | 2,197 | 853,591 | Q 3 |
| 10月~12月 | 1,522,470 | 1,559,881 | 1,557,845 | 8,148 | 2,036 | 798,051 | Q 4 |
| 平成15年 1月 | 430,175 | 383,901 | 383,828 | 1,577 | 73 | 1,056,612 | J a n . 2003 |
| 2月 | 524,545 | 652,608 | 568,653 | 2,166 | 83,955 | 929,547 | F e b . |
| 3月 | 451,823 | 550,202 | 550,134 | 2,690 | 68 | 832,200 | M a r . |
| 4月 | 458,030 | 452,792 | 452,715 | 2,104 | 77 | 838,567 | A p r . |
| 5月 | 584,626 | 591,645 | 590,655 | 2,242 | 990 | 832,407 | M a y |
| 6月 | 464,745 | 444,727 | 444,693 | 2,092 | 34 | 853,559 | J u n . |
| 7月 | 663,507 | 648,882 | 648,880 | 2,607 | 2 | 869,470 | J u l . |
| 8月 | 432,863 | 458,564 | 457,517 | 2,229 | 1,047 | 814,983 | A u g . |
| 9月 | 369,031 | 331,216 | 330,068 | 1,717 | 1,148 | 853,591 | S e p . |
| 10月 | 568,409 | 551,102 | 550,685 | 2,494 | 417 | 871,398 | O c t . |
| 11月 | 521,917 | 585,368 | 583,977 | 3,155 | 1,391 | 788,465 | N o v . |
| 12月 | 432,144 | 423,411 | 423,183 | 2,499 | 228 | 798,051 | D e c . |

| 年 月 | プラスチック製モデル (4) Plastic models | | | | | 単位：ダース Unit: dozen | Year, Quarter and Month |
|-------------|----------------------------------|----------------------------|----------------|---------------------------------|-------------------------------|-----------------------|-------------------------------|
| | 生産数量 Production Quantity | 出荷数量 Shipments Quantity | | | 在庫数量 Inventory Quantity | | |
| | | 計 Total | 販売 Sales | | | そ の 他 Others | |
| | | | 数量 Quantity | 金額 (百万円) Value (Million yen) | | | |
| 平成11年 | 10,446,999 | 10,785,434 | 10,784,411 | 25,425 | 1,023 | 515,588 | C. Y. 1999 |
| 12 | 10,762,312 | 10,343,174 | 10,342,682 | 25,146 | 492 | 920,815 | 2000 |
| 13 | 10,287,632 | 10,307,547 | 10,307,547 | 24,411 | - | 848,309 | 2001 |
| 14 | 4,930,813 | 5,029,767 | 5,029,767 | 21,470 | - | 832,135 | 2002 |
| 15 | 4,175,037 | 4,354,270 | 4,271,137 | 20,004 | 83,133 | 653,622 | 2003 |
| 平成13年度 | 9,750,361 | 9,768,786 | 9,768,786 | 25,060 | - | 838,918 | F. Y. 2001 |
| 14 | 4,141,703 | 4,418,841 | 4,335,708 | 21,045 | 83,133 | 646,641 | 2002 |
| 平成15年 1月~3月 | 1,036,182 | 1,221,750 | 1,138,617 | 5,026 | 83,133 | 646,641 | Q 1 2003 |
| 4月~6月 | 1,071,738 | 1,059,699 | 1,059,699 | 4,654 | - | 658,902 | Q 2 |
| 7月~9月 | 1,006,654 | 977,170 | 977,170 | 4,682 | - | 688,588 | Q 3 |
| 10月~12月 | 1,060,463 | 1,095,651 | 1,095,651 | 5,641 | - | 653,622 | Q 4 |
| 平成15年 1月 | 309,800 | 269,743 | 269,743 | 1,161 | - | 872,192 | J a n . 2003 |
| 2月 | 386,725 | 511,414 | 428,281 | 1,601 | 83,133 | 747,503 | F e b . |
| 3月 | 339,657 | 440,593 | 440,593 | 2,264 | - | 646,641 | M a r . |
| 4月 | 295,441 | 290,664 | 290,664 | 1,412 | - | 651,492 | A p r . |
| 5月 | 408,645 | 412,180 | 412,180 | 1,630 | - | 648,031 | M a y |
| 6月 | 367,652 | 356,855 | 356,855 | 1,613 | - | 658,902 | J u n . |
| 7月 | 446,797 | 419,940 | 419,940 | 1,869 | - | 685,833 | J u l . |
| 8月 | 305,934 | 326,260 | 326,260 | 1,587 | - | 665,581 | A u g . |
| 9月 | 253,923 | 230,970 | 230,970 | 1,226 | - | 688,588 | S e p . |
| 10月 | 365,847 | 363,808 | 363,808 | 1,690 | - | 690,701 | O c t . |
| 11月 | 364,394 | 413,011 | 413,011 | 2,194 | - | 642,158 | N o v . |
| 12月 | 330,222 | 318,832 | 318,832 | 1,757 | - | 653,622 | D e c . |

玩具 Toys

| 年 月 | その他のプラスチック製玩具 (5) Other Plastic toys | | | | | | 単位：ダース Unit: dozen | Year, Quarter and Month |
|-------------|---|----------------------------|----------------|-------------------------------|---------------|-------------------------------|--|-------------------------------|
| | 生産数量 Production Quantity | 出荷数量 Shipments Quantity | | | | 在庫数量 Inventory Quantity | | |
| | | 計 Total | 販売 Sales | | その他 Others | | | |
| | | | 数量 Quantity | 金額(百万円) Value(Million yen) | | | | |
| 平成11年 | 11,193,248 | 11,256,621 | 11,242,312 | 13,904 | 14,309 | 273,416 | C. Y. 1999 2000 2001 2002 2003 | |
| 12 | 12,818,539 | 12,872,449 | 12,866,273 | 12,571 | 6,176 | 235,448 | | |
| 13 | 4,997,722 | 4,896,559 | 4,891,163 | 9,959 | 5,396 | 378,362 | | |
| 14 | 3,144,140 | 3,155,445 | 3,143,093 | 10,758 | 12,352 | 212,063 | | |
| 15 | 1,726,778 | 1,720,148 | 1,713,851 | 7,568 | 6,297 | 144,429 | | |
| 平成13年度 | 4,714,390 | 4,622,811 | 4,612,711 | 10,293 | 10,100 | 246,783 | F. Y. 2001 2002 | |
| 14 | 2,735,993 | 2,771,491 | 2,763,431 | 9,690 | 8,060 | 185,559 | | |
| 平成15年 1月～3月 | 370,361 | 364,961 | 363,998 | 1,406 | 963 | 185,559 | Q 1 2003 | |
| 4月～6月 | 435,663 | 429,465 | 428,364 | 1,784 | 1,101 | 194,657 | Q 2 | |
| 7月～9月 | 458,747 | 461,492 | 459,295 | 1,871 | 2,197 | 165,003 | Q 3 | |
| 10月～12月 | 462,007 | 464,230 | 462,194 | 2,507 | 2,036 | 144,429 | Q 4 | |
| 平成15年 1月 | 120,375 | 114,158 | 114,085 | 416 | 73 | 184,420 | Jan. 2003 | |
| 2月 | 137,820 | 141,194 | 140,372 | 565 | 822 | 182,044 | Feb. | |
| 3月 | 112,166 | 109,609 | 109,541 | 425 | 68 | 185,559 | Mar. | |
| 4月 | 162,589 | 162,128 | 162,051 | 693 | 77 | 187,075 | Apr. | |
| 5月 | 175,981 | 179,465 | 178,475 | 612 | 990 | 184,376 | May | |
| 6月 | 97,093 | 87,872 | 87,838 | 479 | 34 | 194,657 | Jun. | |
| 7月 | 216,710 | 228,942 | 228,940 | 738 | 2 | 183,637 | Jul. | |
| 8月 | 126,929 | 132,304 | 131,257 | 641 | 1,047 | 149,402 | Aug. | |
| 9月 | 115,108 | 100,246 | 99,098 | 492 | 1,148 | 165,003 | Sep. | |
| 10月 | 202,562 | 187,294 | 186,877 | 804 | 417 | 180,697 | Oct. | |
| 11月 | 157,523 | 172,357 | 170,966 | 961 | 1,391 | 146,307 | Nov. | |
| 12月 | 101,922 | 104,579 | 104,351 | 741 | 228 | 144,429 | Dec. | |

| 年 月 | 布帛製 (6) Plush toys | | | | | | 単位：ダース Unit: dozen | Year, Quarter and Month |
|-------------|--------------------------------|----------------------------|----------------|-------------------------------|---------------|-------------------------------|--|-------------------------------|
| | 生産数量 Production Quantity | 出荷数量 Shipments Quantity | | | | 在庫数量 Inventory Quantity | | |
| | | 計 Total | 販売 Sales | | その他 Others | | | |
| | | | 数量 Quantity | 金額(百万円) Value(Million yen) | | | | |
| 平成11年 | 940,375 | 1,030,843 | 1,030,838 | 3,599 | 5 | 57,493 | C. Y. 1999 2000 2001 2002 2003 | |
| 12 | 518,516 | 530,164 | 530,163 | 1,525 | 1 | — | | |
| 13 | 12,464 | 12,464 | 12,464 | 112 | — | — | | |
| 14 | 29,001 | 29,001 | 29,001 | 138 | — | — | | |
| 15 | 5,542 | 5,542 | 5,542 | 41 | — | — | | |
| 平成13年度 | 18,422 | 18,422 | 18,422 | 126 | — | — | F. Y. 2001 2002 | |
| 14 | 23,118 | 23,118 | 23,118 | 119 | — | — | | |
| 平成15年 1月～3月 | 1,684 | 1,684 | 1,684 | 13 | — | — | Q 1 2003 | |
| 4月～6月 | 1,247 | 1,247 | 1,247 | 10 | — | — | Q 2 | |
| 7月～9月 | 1,571 | 1,571 | 1,571 | 11 | — | — | Q 3 | |
| 10月～12月 | 1,040 | 1,040 | 1,040 | 8 | — | — | Q 4 | |
| 平成15年 1月 | 639 | 639 | 639 | 5 | — | — | Jan. 2003 | |
| 2月 | 293 | 293 | 293 | 2 | — | — | Feb. | |
| 3月 | 752 | 752 | 752 | 6 | — | — | Mar. | |
| 4月 | 512 | 512 | 512 | 4 | — | — | Apr. | |
| 5月 | 215 | 215 | 215 | 2 | — | — | May | |
| 6月 | 520 | 520 | 520 | 4 | — | — | Jun. | |
| 7月 | 481 | 481 | 481 | 4 | — | — | Jul. | |
| 8月 | 526 | 526 | 526 | 3 | — | — | Aug. | |
| 9月 | 564 | 564 | 564 | 4 | — | — | Sep. | |
| 10月 | 326 | 326 | 326 | 2 | — | — | Oct. | |
| 11月 | 286 | 286 | 286 | 2 | — | — | Nov. | |
| 12月 | 428 | 428 | 428 | 4 | — | — | Dec. | |

革靴 Leather boots and shoes

| 年 月 | 合計 (1)~(5) Total | | | | | | 単位：足 Unit：Pair | Year, Quarter and Month |
|-------------|--------------------------------|-----------------------------|----------------------------|----------------|-------------------------------|---------------|-------------------------------|-------------------------------|
| | 生産数量 Production Quantity | 受入数量 Receipt Quantity | 出荷数量 Shipments Quantity | | | | 在庫数量 Inventory Quantity | |
| | | | 計 Total | 販売 Sales | | その他 Others | | |
| | | | | 数量 Quantity | 金額(百万円) Value(Million yen) | | | |
| 平成11年 | 37,546,005 | 15,337,133 | 52,759,092 | 49,121,461 | 250,947 | 3,637,631 | 5,834,563 | C. Y. 1999 |
| 12 | 35,961,208 | 13,101,888 | 49,931,353 | 46,377,455 | 227,037 | 3,553,898 | 4,806,622 | 2000 |
| 13 | 34,666,954 | 11,605,942 | 46,225,487 | 43,497,864 | 213,696 | 2,727,623 | 4,631,913 | 2001 |
| 14 | 29,657,182 | 6,752,003 | 36,924,827 | 35,373,794 | 175,791 | 1,551,033 | 2,848,611 | 2002 |
| 15 | 27,478,028 | 6,048,337 | 33,595,995 | 32,297,935 | 159,272 | 1,298,060 | 2,168,398 | 2003 |
| 平成13年度 | 32,902,892 | 10,000,259 | 43,038,012 | 40,684,101 | 200,890 | 2,353,911 | 2,822,858 | F. Y. 2001 |
| 14 | 29,438,933 | 6,855,886 | 36,483,983 | 34,976,081 | 174,269 | 1,507,902 | 2,467,487 | 2002 |
| 平成15年 1月~3月 | 7,401,706 | 2,358,753 | 10,115,658 | 9,760,826 | 45,601 | 354,832 | 2,467,487 | Q 1 2003 |
| 4月~6月 | 7,050,687 | 1,127,696 | 7,860,073 | 7,518,261 | 35,872 | 341,812 | 2,257,162 | Q 2 |
| 7月~9月 | 6,593,014 | 1,325,093 | 8,076,445 | 7,760,045 | 41,553 | 316,400 | 2,063,631 | Q 3 |
| 10月~12月 | 6,432,621 | 1,236,795 | 7,543,819 | 7,258,803 | 36,247 | 285,016 | 2,168,398 | Q 4 |
| 平成15年 1月 | 2,274,176 | 556,185 | 2,653,086 | 2,545,439 | 12,375 | 107,647 | 3,019,011 | Jan. 2003 |
| 2月 | 2,535,610 | 868,830 | 3,620,510 | 3,493,774 | 16,312 | 126,736 | 2,798,232 | Feb. |
| 3月 | 2,591,920 | 933,738 | 3,842,062 | 3,721,613 | 16,914 | 120,449 | 2,467,487 | Mar. |
| 4月 | 2,629,983 | 601,842 | 3,253,463 | 3,124,978 | 14,980 | 128,485 | 2,357,328 | Apr. |
| 5月 | 2,247,723 | 290,123 | 2,422,460 | 2,323,066 | 11,159 | 99,394 | 2,110,634 | May |
| 6月 | 2,172,981 | 235,731 | 2,184,150 | 2,070,217 | 9,733 | 113,933 | 2,257,162 | Jun. |
| 7月 | 2,257,919 | 360,803 | 2,455,552 | 2,365,863 | 12,045 | 89,689 | 2,409,388 | Jul. |
| 8月 | 2,064,251 | 459,917 | 2,697,390 | 2,576,680 | 14,211 | 120,710 | 2,221,732 | Aug. |
| 9月 | 2,270,844 | 504,373 | 2,923,503 | 2,817,502 | 15,296 | 106,001 | 2,063,631 | Sep. |
| 10月 | 2,214,218 | 436,138 | 2,661,211 | 2,562,745 | 13,775 | 98,466 | 2,037,458 | Oct. |
| 11月 | 2,068,606 | 377,198 | 2,403,278 | 2,320,892 | 11,426 | 82,386 | 2,074,208 | Nov. |
| 12月 | 2,149,797 | 423,459 | 2,479,330 | 2,375,166 | 11,046 | 104,164 | 2,168,398 | Dec. |

| 年 月 | 紳士用革靴 (1) Men's leather boots and shoes | | | | | | 単位：足 Unit：Pair | Year, Quarter and Month |
|-------------|--|-----------------------------|----------------------------|----------------|-------------------------------|---------------|-------------------------------|-------------------------------|
| | 生産数量 Production Quantity | 受入数量 Receipt Quantity | 出荷数量 Shipments Quantity | | | | 在庫数量 Inventory Quantity | |
| | | | 計 Total | 販売 Sales | | その他 Others | | |
| | | | | 数量 Quantity | 金額(百万円) Value(Million yen) | | | |
| 平成11年 | 12,967,064 | 7,325,971 | 20,203,983 | 18,511,162 | 103,927 | 1,692,821 | 3,386,265 | C. Y. 1999 |
| 12 | 11,602,326 | 5,486,527 | 17,626,003 | 15,908,404 | 82,889 | 1,717,599 | 2,784,068 | 2000 |
| 13 | 11,156,933 | 4,495,640 | 15,901,276 | 14,886,126 | 75,172 | 1,015,150 | 2,358,761 | 2001 |
| 14 | 9,603,408 | 2,701,614 | 12,604,293 | 12,082,587 | 62,962 | 521,706 | 1,472,294 | 2002 |
| 15 | 8,598,103 | 2,283,432 | 11,016,930 | 10,609,476 | 55,792 | 407,454 | 885,855 | 2003 |
| 平成13年度 | 10,757,404 | 3,873,501 | 14,875,184 | 14,012,847 | 71,145 | 862,337 | 1,540,933 | F. Y. 2001 |
| 14 | 9,425,178 | 2,840,379 | 12,377,044 | 11,872,665 | 62,331 | 504,379 | 1,394,084 | 2002 |
| 平成15年 1月~3月 | 2,360,462 | 898,962 | 3,334,013 | 3,225,801 | 16,515 | 108,212 | 1,394,084 | Q 1 2003 |
| 4月~6月 | 2,080,549 | 429,654 | 2,426,072 | 2,317,866 | 12,211 | 108,206 | 1,051,587 | Q 2 |
| 7月~9月 | 1,999,376 | 450,169 | 2,525,399 | 2,434,855 | 13,272 | 90,544 | 967,490 | Q 3 |
| 10月~12月 | 2,157,716 | 504,647 | 2,731,446 | 2,630,954 | 13,794 | 100,492 | 885,855 | Q 4 |
| 平成15年 1月 | 740,107 | 246,323 | 892,876 | 860,478 | 4,615 | 32,398 | 1,563,211 | Jan. 2003 |
| 2月 | 801,625 | 307,567 | 1,141,153 | 1,103,991 | 5,697 | 37,162 | 1,529,803 | Feb. |
| 3月 | 818,730 | 345,072 | 1,299,984 | 1,261,332 | 6,202 | 38,652 | 1,394,084 | Mar. |
| 4月 | 766,249 | 244,593 | 978,599 | 938,521 | 4,789 | 40,078 | 1,348,150 | Apr. |
| 5月 | 658,449 | 101,781 | 703,861 | 668,581 | 3,638 | 35,280 | 1,056,508 | May |
| 6月 | 655,851 | 83,280 | 743,612 | 710,764 | 3,784 | 32,848 | 1,051,587 | Jun. |
| 7月 | 679,323 | 102,104 | 770,482 | 737,450 | 4,024 | 33,032 | 1,061,989 | Jul. |
| 8月 | 602,059 | 146,986 | 782,235 | 754,666 | 4,286 | 27,569 | 1,023,067 | Aug. |
| 9月 | 717,994 | 201,079 | 972,682 | 942,739 | 4,962 | 29,943 | 967,490 | Sep. |
| 10月 | 732,951 | 171,467 | 906,361 | 870,785 | 4,739 | 35,576 | 953,154 | Oct. |
| 11月 | 676,406 | 170,270 | 875,787 | 845,101 | 4,411 | 30,686 | 921,307 | Nov. |
| 12月 | 748,359 | 162,910 | 949,298 | 915,068 | 4,644 | 34,230 | 885,855 | Dec. |

革靴 Leather boots and shoes

| 年 月 | 婦人用・子供用革靴 (2) Women's and children's boots and shoes | | | | | | 単位：足 Unit : Pair | Year, Quarter and Month |
|-------------|---|-----------------------------|----------------------------|----------------|---------------------------------|---------------|-------------------------------|-------------------------------|
| | 生産数量 Production Quantity | 受入数量 Receipt Quantity | 出荷数量 Shipments Quantity | | | | 在庫数量 Inventory Quantity | |
| | | | 計 Total | 販売 Sales | | その他 Others | | |
| | | | | 数量 Quantity | 金額 (百万円) Value (Million yen) | | | |
| 平成11年 | 16,898,862 | 7,067,891 | 23,924,263 | 22,204,876 | 119,332 | 1,719,387 | 1,912,280 | C. Y. 1999 |
| 12 | 16,866,647 | 6,356,021 | 23,552,006 | 21,892,521 | 117,157 | 1,659,485 | 1,535,339 | 2000 |
| 13 | 16,203,345 | 5,896,227 | 21,954,410 | 20,359,307 | 112,587 | 1,595,103 | 1,664,481 | 2001 |
| 14 | 14,170,631 | 3,426,420 | 17,701,575 | 16,681,003 | 91,893 | 1,020,572 | 1,026,954 | 2002 |
| 15 | 12,680,844 | 3,350,939 | 15,993,647 | 15,143,717 | 83,357 | 849,930 | 981,558 | 2003 |
| 平成13年度 | 15,342,123 | 5,081,000 | 20,419,628 | 19,004,136 | 105,256 | 1,415,492 | 846,800 | F. Y. 2001 |
| 14 | 14,014,482 | 3,452,976 | 17,445,092 | 16,470,851 | 91,261 | 974,241 | 802,445 | 2002 |
| 平成15年 1月～3月 | 3,504,240 | 1,168,096 | 4,900,010 | 4,675,518 | 23,322 | 224,492 | 802,445 | Q 1 2003 |
| 4月～6月 | 3,320,905 | 653,975 | 3,745,807 | 3,523,119 | 18,489 | 222,688 | 952,515 | Q 2 |
| 7月～9月 | 3,123,898 | 836,280 | 4,097,264 | 3,872,588 | 23,840 | 224,676 | 804,667 | Q 3 |
| 10月～12月 | 2,731,801 | 692,588 | 3,250,566 | 3,072,492 | 17,706 | 178,074 | 981,558 | Q 4 |
| 平成15年 1月 | 1,071,966 | 276,258 | 1,285,614 | 1,210,839 | 6,316 | 74,775 | 1,090,114 | Jan. 2003 |
| 2月 | 1,200,484 | 387,897 | 1,730,496 | 1,662,095 | 8,365 | 68,401 | 949,026 | Feb. |
| 3月 | 1,231,790 | 503,941 | 1,883,900 | 1,802,584 | 8,642 | 81,316 | 802,445 | Mar. |
| 4月 | 1,318,119 | 339,007 | 1,699,952 | 1,612,030 | 8,380 | 87,922 | 753,574 | Apr. |
| 5月 | 1,061,235 | 173,991 | 1,168,961 | 1,114,804 | 5,887 | 54,157 | 820,440 | May |
| 6月 | 941,551 | 140,977 | 876,894 | 796,285 | 4,222 | 80,609 | 952,515 | Jun. |
| 7月 | 1,063,141 | 245,801 | 1,181,909 | 1,125,789 | 6,485 | 56,120 | 1,077,764 | Jul. |
| 8月 | 1,010,860 | 305,244 | 1,483,699 | 1,390,897 | 8,610 | 92,802 | 905,440 | Aug. |
| 9月 | 1,049,897 | 285,235 | 1,431,656 | 1,355,902 | 8,744 | 75,754 | 804,667 | Sep. |
| 10月 | 970,274 | 260,034 | 1,240,726 | 1,178,248 | 7,448 | 62,478 | 795,151 | Oct. |
| 11月 | 856,446 | 192,643 | 990,983 | 944,999 | 5,380 | 45,984 | 854,100 | Nov. |
| 12月 | 905,081 | 239,911 | 1,018,857 | 949,245 | 4,877 | 69,612 | 981,558 | Dec. |

| 年 月 | 運動用革靴 (3) Leather boots and shoes for sports exclusively | | | | | | 単位：足 Unit : Pair | Year, Quarter and Month |
|-------------|---|-----------------------------|----------------------------|----------------|---------------------------------|---------------|-------------------------------|-------------------------------|
| | 生産数量 Production Quantity | 受入数量 Receipt Quantity | 出荷数量 Shipments Quantity | | | | 在庫数量 Inventory Quantity | |
| | | | 計 Total | 販売 Sales | | その他 Others | | |
| | | | | 数量 Quantity | 金額 (百万円) Value (Million yen) | | | |
| 平成11年 | 1,271,050 | 153,476 | 1,428,117 | 1,427,914 | 7,301 | 203 | 86,721 | C. Y. 1999 |
| 12 | 1,012,415 | 454,575 | 1,451,320 | 1,449,260 | 6,244 | 2,060 | 87,989 | 2000 |
| 13 | 968,040 | 438,493 | 1,431,436 | 1,431,310 | 5,990 | 126 | 49,542 | 2001 |
| 14 | 810,179 | 324,845 | 1,140,061 | 1,139,767 | 5,032 | 294 | 21,250 | 2002 |
| 15 | 740,836 | 317,646 | 1,048,722 | 1,048,713 | 4,530 | 9 | 20,216 | 2003 |
| 平成13年度 | 957,358 | 380,663 | 1,370,059 | 1,369,949 | 5,879 | 110 | 34,291 | F. Y. 2001 |
| 14 | 792,580 | 311,044 | 1,112,254 | 1,111,980 | 4,888 | 274 | 19,216 | 2002 |
| 平成15年 1月～3月 | 196,960 | 235,528 | 433,290 | 433,290 | 1,468 | - | 19,216 | Q 1 2003 |
| 4月～6月 | 214,008 | 28,916 | 240,339 | 240,332 | 1,176 | 7 | 17,112 | Q 2 |
| 7月～9月 | 154,725 | 22,171 | 174,327 | 174,327 | 886 | - | 14,806 | Q 3 |
| 10月～12月 | 175,143 | 31,031 | 200,766 | 200,764 | 1,000 | 2 | 20,216 | Q 4 |
| 平成15年 1月 | 69,260 | 21,098 | 84,897 | 84,897 | 369 | - | 26,714 | Jan. 2003 |
| 2月 | 63,546 | 152,263 | 220,741 | 220,741 | 637 | - | 21,153 | Feb. |
| 3月 | 64,154 | 62,167 | 127,652 | 127,652 | 462 | - | 19,216 | Mar. |
| 4月 | 77,634 | 13,003 | 88,513 | 88,506 | 442 | 7 | 20,733 | Apr. |
| 5月 | 68,917 | 9,654 | 77,941 | 77,941 | 365 | - | 17,888 | May |
| 6月 | 67,457 | 6,259 | 73,885 | 73,885 | 369 | - | 17,112 | Jun. |
| 7月 | 50,995 | 6,440 | 55,416 | 55,416 | 289 | - | 14,256 | Jul. |
| 8月 | 51,881 | 2,240 | 54,288 | 54,288 | 296 | - | 14,089 | Aug. |
| 9月 | 51,849 | 13,491 | 64,623 | 64,623 | 301 | - | 14,806 | Sep. |
| 10月 | 61,932 | 1,793 | 64,850 | 64,850 | 356 | - | 13,681 | Oct. |
| 11月 | 64,561 | 11,443 | 69,939 | 69,937 | 338 | 2 | 19,748 | Nov. |
| 12月 | 48,650 | 17,795 | 65,977 | 65,977 | 306 | - | 20,216 | Dec. |

革靴 Leather boots and shoes

| 年 月 | 作業用革靴 (4) Work leather boots and shoes | | | | | | | 単位：足 Unit：Pair | Year, Quarter and Month |
|-------------|---|-----------------------------|----------------------------|----------------|-------------------------------|---------------|-------------------------------|-------------------|-------------------------------|
| | 生産数量 Production Quantity | 受人数量 Receipt Quantity | 出荷数量 Shipments Quantity | | | | 在庫数量 Inventory Quantity | | |
| | | | 計 Total | 販売 Sales | | その他 Others | | | |
| | | | | 数量 Quantity | 金額(百万円) Value(Million yen) | | | | |
| 平成11年 | 6,247,687 | 762,942 | 7,015,920 | 6,798,208 | 19,863 | 217,712 | 437,827 | C. Y. 1999 | |
| 12 | 6,326,371 | 785,500 | 7,126,807 | 6,957,933 | 20,216 | 168,874 | 389,061 | 2000 | |
| 13 | 6,173,139 | 742,331 | 6,743,445 | 6,631,426 | 19,230 | 112,019 | 551,338 | 2001 | |
| 14 | 4,944,425 | 265,641 | 5,355,017 | 5,351,687 | 15,446 | 3,330 | 321,989 | 2002 | |
| 15 | 5,341,720 | 62,216 | 5,432,094 | 5,395,989 | 15,173 | 36,105 | 272,603 | 2003 | |
| 平成13年度 | 5,683,896 | 630,380 | 6,186,778 | 6,116,450 | 17,927 | 70,328 | 392,731 | F. Y. 2001 | |
| 14 | 5,083,866 | 217,308 | 5,435,554 | 5,411,214 | 15,357 | 24,340 | 244,468 | 2002 | |
| 平成15年 1月～3月 | 1,310,600 | 47,641 | 1,423,379 | 1,402,331 | 4,201 | 21,048 | 244,468 | Q 1 2003 | |
| 4月～6月 | 1,404,921 | 6,625 | 1,421,582 | 1,412,076 | 3,888 | 9,506 | 226,857 | Q 2 | |
| 7月～9月 | 1,286,423 | 7,947 | 1,253,332 | 1,253,332 | 3,450 | - | 267,495 | Q 3 | |
| 10月～12月 | 1,339,776 | 3 | 1,333,801 | 1,328,250 | 3,634 | 5,551 | 272,603 | Q 4 | |
| 平成15年 1月 | 383,079 | 9,664 | 381,882 | 381,750 | 1,044 | 132 | 332,650 | Jan. 2003 | |
| 2月 | 460,755 | 18,261 | 520,006 | 499,119 | 1,585 | 20,887 | 291,613 | Feb. | |
| 3月 | 466,766 | 19,716 | 521,491 | 521,462 | 1,571 | 29 | 244,468 | Mar. | |
| 4月 | 457,654 | 2,397 | 477,340 | 477,327 | 1,331 | 13 | 227,079 | Apr. | |
| 5月 | 449,475 | 1,855 | 463,748 | 454,255 | 1,237 | 9,493 | 207,246 | May | |
| 6月 | 497,792 | 2,373 | 480,494 | 480,494 | 1,320 | - | 226,857 | Jun. | |
| 7月 | 454,369 | 3,616 | 438,414 | 438,414 | 1,207 | - | 246,328 | Jul. | |
| 8月 | 390,012 | 2,605 | 368,764 | 368,764 | 987 | - | 269,981 | Aug. | |
| 9月 | 442,042 | 1,726 | 446,154 | 446,154 | 1,255 | - | 267,495 | Sep. | |
| 10月 | 439,488 | 2 | 439,996 | 439,996 | 1,193 | - | 266,719 | Oct. | |
| 11月 | 462,474 | - | 458,250 | 452,699 | 1,262 | 5,551 | 270,643 | Nov. | |
| 12月 | 437,814 | 1 | 435,555 | 435,555 | 1,179 | - | 272,603 | Dec. | |

| 年 月 | その他の革靴 (5) Other leather boots and shoes | | | | | | | 単位：足 Unit：Pair | Year, Quarter and Month |
|-------------|---|-----------------------------|----------------------------|----------------|-------------------------------|---------------|-------------------------------|-------------------|-------------------------------|
| | 生産数量 Production Quantity | 受人数量 Receipt Quantity | 出荷数量 Shipments Quantity | | | | 在庫数量 Inventory Quantity | | |
| | | | 計 Total | 販売 Sales | | その他 Others | | | |
| | | | | 数量 Quantity | 金額(百万円) Value(Million yen) | | | | |
| 平成11年 | 161,342 | 26,853 | 186,809 | 179,301 | 523 | 7,508 | 11,470 | C. Y. 1999 | |
| 12 | 153,449 | 19,265 | 175,217 | 169,337 | 532 | 5,880 | 10,165 | 2000 | |
| 13 | 165,497 | 33,251 | 194,920 | 189,695 | 718 | 5,225 | 7,791 | 2001 | |
| 14 | 128,539 | 33,483 | 123,881 | 118,750 | 458 | 5,131 | 6,124 | 2002 | |
| 15 | 116,525 | 34,104 | 104,602 | 100,040 | 420 | 4,562 | 8,166 | 2003 | |
| 平成13年度 | 162,111 | 34,715 | 186,363 | 180,719 | 683 | 5,644 | 8,103 | F. Y. 2001 | |
| 14 | 122,827 | 34,179 | 114,039 | 109,371 | 432 | 4,668 | 7,274 | 2002 | |
| 平成15年 1月～3月 | 29,444 | 8,526 | 24,966 | 23,886 | 95 | 1,080 | 7,274 | Q 1 2003 | |
| 4月～6月 | 30,304 | 8,526 | 26,273 | 24,868 | 108 | 1,405 | 9,091 | Q 2 | |
| 7月～9月 | 28,592 | 8,526 | 26,123 | 24,943 | 105 | 1,180 | 9,173 | Q 3 | |
| 10月～12月 | 28,185 | 8,526 | 27,240 | 26,343 | 113 | 897 | 8,166 | Q 4 | |
| 平成15年 1月 | 9,764 | 2,842 | 7,817 | 7,475 | 30 | 342 | 6,322 | Jan. 2003 | |
| 2月 | 9,200 | 2,842 | 8,114 | 7,828 | 28 | 286 | 6,637 | Feb. | |
| 3月 | 10,480 | 2,842 | 9,035 | 8,583 | 37 | 452 | 7,274 | Mar. | |
| 4月 | 10,327 | 2,842 | 9,059 | 8,594 | 38 | 465 | 7,792 | Apr. | |
| 5月 | 9,647 | 2,842 | 7,949 | 7,485 | 32 | 464 | 8,552 | May | |
| 6月 | 10,330 | 2,842 | 9,265 | 8,789 | 39 | 476 | 9,091 | Jun. | |
| 7月 | 10,091 | 2,842 | 9,331 | 8,794 | 39 | 537 | 9,051 | Jul. | |
| 8月 | 9,439 | 2,842 | 8,404 | 8,065 | 32 | 339 | 9,155 | Aug. | |
| 9月 | 9,062 | 2,842 | 8,388 | 8,084 | 34 | 304 | 9,173 | Sep. | |
| 10月 | 9,573 | 2,842 | 9,278 | 8,866 | 38 | 412 | 8,753 | Oct. | |
| 11月 | 8,719 | 2,842 | 8,319 | 8,156 | 35 | 163 | 8,410 | Nov. | |
| 12月 | 9,893 | 2,842 | 9,643 | 9,321 | 40 | 322 | 8,166 | Dec. | |

製革 Leather

| 年 月 | 製革合計 (1)~(6) | | | | | | |
|--------------|-----------------------------|-----------------------|--|-----------------------------|-----------------------|--|--------|
| | 生 産 Production | | 受 入 (製品) 枚 数 (丸革換算) Receipt (Products) Number of sheets (※ 1) | 合 計 Total | 出 荷 | | |
| | 枚 数 (丸革換算) n (※ 1) | 原皮換算 重量 t (※ 2) | | | 販 売 計 Sales Total | | |
| | | | 枚 数 (丸革換算) n (※ 1) | 枚 数 (丸革換算) n (※ 1) | 原皮換算 重量 t (※ 2) | 金 額 (百万円) Value (Million Yen) | |
| 平成11年 | 6,657,929 | 95,139 | 109,840 | 6,671,395 | 6,666,494 | 96,053 | 68,229 |
| 12 | 6,566,217 | 92,253 | 111,299 | 6,651,564 | 6,585,680 | 93,335 | 69,165 |
| 13 | 6,309,000 | 87,706 | 140,887 | 6,390,792 | 6,374,279 | 89,148 | 64,748 |
| 14 | 5,449,219 | 78,463 | 139,576 | 5,554,893 | 5,538,547 | 80,612 | 57,858 |
| 15 | 5,146,680 | 76,167 | 174,196 | 5,389,360 | 5,358,780 | 79,258 | 57,846 |
| 平成13年度 | 5,961,782 | 83,666 | 124,967 | 6,034,837 | 6,010,081 | 85,215 | 60,758 |
| 14 | 5,447,230 | 79,032 | 158,190 | 5,621,341 | 5,599,570 | 81,774 | 59,308 |
| 平成15年 1月~ 3月 | 1,197,772 | 18,268 | 40,792 | 1,262,378 | 1,243,890 | 19,068 | 14,156 |
| 4月~ 6月 | 1,299,323 | 18,625 | 45,555 | 1,369,990 | 1,366,026 | 19,517 | 14,242 |
| 7月~ 9月 | 1,316,481 | 19,125 | 44,089 | 1,388,076 | 1,384,555 | 20,047 | 14,630 |
| 10月~12月 | 1,333,104 | 20,148 | 43,760 | 1,368,916 | 1,364,309 | 20,626 | 14,818 |
| 平成15年 1月 | 399,763 | 5,925 | 14,349 | 419,143 | 418,068 | 6,154 | 4,521 |
| 2月 | 398,188 | 6,072 | 13,971 | 436,664 | 419,673 | 6,422 | 4,899 |
| 3月 | 399,821 | 6,271 | 12,472 | 406,571 | 406,149 | 6,492 | 4,736 |
| 4月 | 395,542 | 6,126 | 17,077 | 403,314 | 403,270 | 6,329 | 4,529 |
| 5月 | 434,355 | 5,895 | 14,752 | 464,083 | 462,178 | 6,218 | 4,493 |
| 6月 | 469,426 | 6,604 | 13,726 | 502,593 | 500,578 | 6,970 | 5,220 |
| 7月 | 505,114 | 7,085 | 16,162 | 531,713 | 530,095 | 7,425 | 5,357 |
| 8月 | 398,364 | 5,776 | 15,571 | 424,793 | 423,068 | 6,096 | 4,454 |
| 9月 | 413,003 | 6,264 | 12,356 | 431,570 | 431,392 | 6,526 | 4,819 |
| 10月 | 438,459 | 6,547 | 15,538 | 451,357 | 449,938 | 6,738 | 4,842 |
| 11月 | 445,247 | 6,670 | 15,305 | 460,263 | 458,749 | 6,833 | 4,978 |
| 12月 | 449,398 | 6,932 | 12,917 | 457,296 | 455,622 | 7,054 | 4,998 |

| 年 月 | クロム甲革計 (工業用を除く) (1)~(4) | | | | | | | |
|--------------|-----------------------------|-----------------------|--|-----------------------------|-----------------------|---------------------------------------|--|--------|
| | 生 産 Production | | 受 入 (製品) 枚 数 (丸革換算) Receipt (Products) Number of sheets (※ 1) | 合 計 Total | 出 荷 | | | |
| | 枚 数 (丸革換算) n (※ 1) | 原皮換算 重量 t (※ 2) | | | 販 売 計 Sales Total | | | |
| | | | 枚 数 (丸革換算) n (※ 1) | 枚 数 (丸革換算) n (※ 1) | 原皮換算 重量 t (※ 2) | 面 積 Area (1000dm ²) | 金 額 (百万円) Value (Million Yen) | |
| 平成11年 | 6,558,114 | 92,637 | 106,161 | 6,572,999 | 6,568,098 | 93,677 | 1,864,281 | 66,402 |
| 12 | 6,482,747 | 90,433 | 101,488 | 6,556,099 | 6,490,224 | 91,195 | 1,728,155 | 67,537 |
| 13 | 6,235,739 | 86,135 | 120,572 | 6,295,859 | 6,280,724 | 87,078 | 1,655,316 | 63,155 |
| 14 | 5,356,503 | 76,506 | 124,756 | 5,449,694 | 5,433,368 | 78,260 | 1,501,526 | 56,400 |
| 15 | 5,074,819 | 74,746 | 156,647 | 5,290,419 | 5,259,859 | 77,130 | 1,511,370 | 56,427 |
| 平成13年度 | 5,883,350 | 82,033 | 106,073 | 5,943,581 | 5,920,202 | 83,222 | 1,567,302 | 59,251 |
| 14 | 5,361,767 | 77,229 | 143,777 | 5,514,721 | 5,492,987 | 79,414 | 1,533,191 | 57,807 |
| 平成15年 1月~ 3月 | 1,183,181 | 17,978 | 37,426 | 1,238,384 | 1,219,913 | 18,546 | 359,240 | 13,766 |
| 4月~ 6月 | 1,280,533 | 18,265 | 39,941 | 1,343,035 | 1,339,071 | 18,920 | 372,122 | 13,883 |
| 7月~ 9月 | 1,294,373 | 18,656 | 40,709 | 1,362,038 | 1,358,520 | 19,484 | 385,783 | 14,276 |
| 10月~12月 | 1,316,732 | 19,847 | 38,571 | 1,346,962 | 1,342,355 | 20,180 | 394,225 | 14,502 |
| 平成15年 1月 | 393,176 | 5,781 | 13,745 | 408,774 | 407,703 | 5,923 | 114,686 | 4,355 |
| 2月 | 394,544 | 6,004 | 12,995 | 430,401 | 413,410 | 6,287 | 122,822 | 4,794 |
| 3月 | 395,461 | 6,193 | 10,686 | 399,209 | 398,800 | 6,336 | 121,732 | 4,617 |
| 4月 | 388,111 | 5,964 | 13,289 | 392,006 | 391,962 | 6,075 | 117,954 | 4,411 |
| 5月 | 428,863 | 5,802 | 13,652 | 456,636 | 454,731 | 6,055 | 117,594 | 4,373 |
| 6月 | 463,559 | 6,498 | 13,000 | 494,393 | 492,378 | 6,791 | 136,574 | 5,099 |
| 7月 | 499,820 | 6,988 | 15,135 | 524,080 | 522,462 | 7,264 | 141,833 | 5,236 |
| 8月 | 390,169 | 5,588 | 13,578 | 415,178 | 413,453 | 5,884 | 118,288 | 4,338 |
| 9月 | 404,384 | 6,080 | 11,996 | 422,780 | 422,605 | 6,336 | 125,662 | 4,702 |
| 10月 | 432,962 | 6,436 | 13,525 | 443,871 | 442,452 | 6,580 | 127,422 | 4,727 |
| 11月 | 439,922 | 6,568 | 12,561 | 451,995 | 450,481 | 6,681 | 131,641 | 4,874 |
| 12月 | 443,848 | 6,843 | 12,485 | 451,096 | 449,422 | 6,919 | 135,162 | 4,901 |

※1：丸革換算 (Conversion of whole hide)
 ※2：原皮換算重量 (Weight of raw hide and skin)

| Total | | | | | | | | Year, Quarter and Month |
|---------------------------|---------------------------------------|---------------------------------------|---------------------------------------|--------|---|---------------------------|----------------------|-------------------------|
| Shipments | | | | | 在庫 Inventory | | | |
| 販売業者向 For sellings | | 革製品製造業者向 For leather manufacturers | | | その他 枚数 (丸革換算) Others n (※1) | 枚数 (丸革換算) n (※1) | 原皮換算 重量 t (※2) | |
| 枚数 (丸革換算) n (※1) | 金額 (百万円) Value (Million Yen) | 枚数 (丸革換算) n (※1) | 金額 (百万円) Value (Million Yen) | | | | | |
| 4,285,633 | 41,652 | 2,380,861 | 26,577 | 4,901 | 719,816 | 6,553 | C. Y. 1999 | |
| 5,009,497 | 54,124 | 1,576,183 | 15,041 | 65,884 | 758,901 | 6,347 | 2000 | |
| 4,848,126 | 49,744 | 1,526,153 | 15,004 | 16,513 | 775,676 | 6,468 | 2001 | |
| 4,151,131 | 43,470 | 1,387,416 | 14,388 | 16,346 | 712,965 | 6,205 | 2002 | |
| 3,952,206 | 43,016 | 1,406,574 | 14,830 | 30,580 | 610,560 | 5,356 | 2003 | |
| 4,538,981 | 46,469 | 1,471,100 | 14,289 | 24,756 | 754,087 | 6,379 | F. Y. 2001 | |
| 4,189,384 | 44,551 | 1,410,186 | 14,757 | 21,771 | 683,058 | 5,973 | 2002 | |
| 924,119 | 10,558 | 319,771 | 3,598 | 18,488 | 683,058 | 5,973 | Q 1 2003 | |
| 999,735 | 10,746 | 366,291 | 3,496 | 3,964 | 653,746 | 5,699 | Q 2 | |
| 1,018,423 | 10,866 | 366,132 | 3,764 | 3,521 | 613,077 | 5,323 | Q 3 | |
| 1,009,929 | 10,846 | 354,380 | 3,972 | 4,607 | 610,560 | 5,356 | Q 4 | |
| 316,494 | 3,445 | 101,574 | 1,076 | 1,075 | 705,617 | 6,186 | Jan. 2003 | |
| 302,930 | 3,542 | 116,743 | 1,357 | 16,991 | 678,682 | 5,965 | Feb. | |
| 304,695 | 3,571 | 101,454 | 1,165 | 422 | 683,058 | 5,973 | Mar. | |
| 292,645 | 3,368 | 110,625 | 1,161 | 44 | 690,927 | 6,075 | Apr. | |
| 339,990 | 3,436 | 122,188 | 1,057 | 1,905 | 671,758 | 5,922 | May | |
| 367,100 | 3,942 | 133,478 | 1,278 | 2,015 | 653,746 | 5,699 | Jun. | |
| 388,694 | 4,078 | 141,401 | 1,279 | 1,618 | 633,931 | 5,496 | Jul. | |
| 317,041 | 3,374 | 106,027 | 1,080 | 1,725 | 619,280 | 5,380 | Aug. | |
| 312,688 | 3,414 | 118,704 | 1,405 | 178 | 613,077 | 5,323 | Sep. | |
| 322,393 | 3,510 | 127,545 | 1,332 | 1,419 | 612,387 | 5,332 | Oct. | |
| 344,864 | 3,655 | 113,885 | 1,323 | 1,514 | 608,556 | 5,354 | Nov. | |
| 342,672 | 3,681 | 112,950 | 1,317 | 1,674 | 610,560 | 5,356 | Dec. | |

| Chrome tanned upper leather (except industrial use) | | | | | | | | | Year, Quarter and Month |
|---|--------------------------------------|---------------------------------------|---------------------------------------|--------------------------------------|---------------------------------------|---|---------------------------|----------------------|-------------------------|
| Shipments | | | | | | 在庫 Inventory | | | |
| 販売業者向 For sellings | | | 革製品製造業者向 For leather manufacturers | | | その他 枚数 (丸革換算) Others n (※1) | 枚数 (丸革換算) n (※1) | 原皮換算 重量 t (※2) | |
| 枚数 (丸革換算) n (※1) | 面積 Area (1000dm ²) | 金額 (百万円) Value (Million Yen) | 枚数 (丸革換算) n (※1) | 面積 Area (1000dm ²) | 金額 (百万円) Value (Million Yen) | | | | |
| 4,228,634 | 1,146,269 | 40,274 | 2,339,464 | 718,012 | 26,128 | 4,901 | 682,635 | 5,735 | C. Y. 1999 |
| 4,947,106 | 1,350,042 | 52,821 | 1,543,118 | 378,113 | 14,716 | 65,875 | 724,690 | 5,580 | 2000 |
| 4,785,431 | 1,278,325 | 48,446 | 1,495,293 | 376,991 | 14,709 | 15,135 | 742,644 | 5,669 | 2001 |
| 4,073,404 | 1,134,750 | 42,255 | 1,359,964 | 366,776 | 14,145 | 16,326 | 676,140 | 5,378 | 2002 |
| 3,885,532 | 1,105,595 | 41,859 | 1,374,327 | 405,775 | 14,568 | 30,560 | 583,246 | 4,749 | 2003 |
| 4,478,044 | 1,211,672 | 45,244 | 1,442,158 | 355,630 | 14,007 | 23,379 | 717,320 | 5,535 | F. Y. 2001 |
| 4,111,073 | 1,149,135 | 43,284 | 1,381,914 | 384,056 | 14,523 | 21,734 | 652,422 | 5,292 | 2002 |
| 907,438 | 263,542 | 10,227 | 312,475 | 95,698 | 3,539 | 18,471 | 652,422 | 5,292 | Q 1 2003 |
| 980,042 | 275,971 | 10,445 | 359,029 | 96,151 | 3,438 | 3,964 | 626,157 | 5,107 | Q 2 |
| 1,000,920 | 281,952 | 10,589 | 357,600 | 103,831 | 3,687 | 3,518 | 585,399 | 4,720 | Q 3 |
| 997,132 | 284,130 | 10,598 | 345,223 | 110,095 | 3,904 | 4,607 | 583,246 | 4,749 | Q 4 |
| 309,297 | 87,125 | 3,308 | 98,406 | 27,561 | 1,047 | 1,071 | 672,123 | 5,434 | Jan. 2003 |
| 298,633 | 86,358 | 3,452 | 114,777 | 36,464 | 1,342 | 16,991 | 646,830 | 5,254 | Feb. |
| 299,508 | 90,059 | 3,467 | 99,292 | 31,673 | 1,150 | 409 | 652,422 | 5,292 | Mar. |
| 283,614 | 86,922 | 3,268 | 108,348 | 31,032 | 1,143 | 44 | 660,278 | 5,374 | Apr. |
| 334,661 | 88,898 | 3,332 | 120,070 | 28,696 | 1,041 | 1,905 | 641,964 | 5,263 | May |
| 361,767 | 100,151 | 3,845 | 130,611 | 36,423 | 1,254 | 2,015 | 626,157 | 5,107 | Jun. |
| 383,884 | 107,298 | 3,983 | 138,578 | 34,535 | 1,253 | 1,618 | 607,055 | 4,929 | Jul. |
| 310,259 | 88,191 | 3,285 | 103,194 | 30,097 | 1,053 | 1,725 | 591,791 | 4,779 | Aug. |
| 306,777 | 86,463 | 3,321 | 115,828 | 39,199 | 1,381 | 175 | 585,399 | 4,720 | Sep. |
| 317,911 | 90,562 | 3,420 | 124,541 | 36,860 | 1,307 | 1,419 | 584,755 | 4,721 | Oct. |
| 340,885 | 95,680 | 3,579 | 109,596 | 35,961 | 1,295 | 1,514 | 581,024 | 4,711 | Nov. |
| 338,336 | 97,888 | 3,599 | 111,086 | 37,274 | 1,302 | 1,674 | 583,246 | 4,749 | Dec. |

製革 Leather

| 年 月 | 牛 ク ロ ム 甲 革 計 (1)~(2) | | | | | | | |
|-------------|----------------------------|----------------------|---|--------------|----------------------------|----------------------------|----------------------|---------------------------------------|
| | 生 産 Production | | 受 入 (製品) 枚 数 (丸革換算) Receipt (Products) Number of sheets (※1) | 合 計 Total | 出 荷 Sales Total | | | |
| | 枚 数 (丸革換算) n (※1) | 原皮換算 重量 t (※2) | | | 枚 数 (丸革換算) n (※1) | 枚 数 (丸革換算) n (※1) | 原皮換算 重量 t (※2) | 面 積 Area (1000dm ²) |
| 平成11年 | 4,100,422 | 79,528 | 105,963 | 4,219,631 | 4,214,730 | 81,246 | 1,523,954 | 59,986 |
| 12 | 3,986,055 | 77,071 | 101,421 | 4,080,350 | 4,072,621 | 78,394 | 1,420,859 | 58,345 |
| 13 | 3,938,055 | 73,747 | 120,530 | 3,985,710 | 3,972,314 | 74,610 | 1,348,685 | 55,857 |
| 14 | 3,355,124 | 65,802 | 124,726 | 3,493,489 | 3,490,093 | 67,864 | 1,238,589 | 50,483 |
| 15 | 3,243,160 | 64,971 | 156,578 | 3,408,357 | 3,394,689 | 67,121 | 1,283,698 | 50,435 |
| 平成13年度 | 3,709,639 | 70,091 | 106,025 | 3,744,932 | 3,734,483 | 71,184 | 1,272,658 | 52,718 |
| 14 | 3,363,947 | 66,669 | 143,757 | 3,537,348 | 3,532,506 | 69,002 | 1,274,776 | 51,639 |
| 平成15年 1月~3月 | 775,366 | 15,785 | 37,426 | 813,588 | 812,009 | 16,336 | 308,783 | 12,250 |
| 4月~6月 | 808,549 | 15,914 | 39,941 | 854,790 | 850,826 | 16,462 | 315,231 | 12,332 |
| 7月~9月 | 803,736 | 15,951 | 40,641 | 857,690 | 854,172 | 16,679 | 322,975 | 12,794 |
| 10月~12月 | 855,509 | 17,320 | 38,570 | 882,289 | 877,682 | 17,644 | 336,709 | 13,059 |
| 平成15年 1月 | 247,820 | 5,000 | 13,745 | 260,753 | 259,682 | 5,129 | 96,941 | 3,852 |
| 2月 | 260,096 | 5,295 | 12,995 | 276,569 | 276,470 | 5,559 | 106,293 | 4,188 |
| 3月 | 267,450 | 5,490 | 10,686 | 276,266 | 275,857 | 5,649 | 105,549 | 4,210 |
| 4月 | 255,962 | 5,267 | 13,289 | 263,706 | 263,662 | 5,393 | 101,656 | 3,991 |
| 5月 | 263,206 | 5,027 | 13,652 | 279,827 | 277,922 | 5,223 | 98,202 | 3,794 |
| 6月 | 289,381 | 5,620 | 13,000 | 311,257 | 309,242 | 5,846 | 115,373 | 4,547 |
| 7月 | 304,396 | 5,901 | 15,126 | 319,629 | 318,011 | 6,116 | 116,445 | 4,670 |
| 8月 | 235,348 | 4,728 | 13,520 | 259,668 | 257,943 | 5,012 | 98,636 | 3,928 |
| 9月 | 263,992 | 5,322 | 11,995 | 278,393 | 278,218 | 5,551 | 107,894 | 4,196 |
| 10月 | 271,463 | 5,567 | 13,525 | 280,439 | 279,020 | 5,705 | 107,810 | 4,272 |
| 11月 | 287,507 | 5,742 | 12,561 | 297,630 | 296,116 | 5,842 | 112,663 | 4,366 |
| 12月 | 296,539 | 6,011 | 12,484 | 304,220 | 302,546 | 6,097 | 116,236 | 4,421 |

| 年 月 | 成 牛 ク ロ ム 甲 革 (1) | | | | | | | |
|-------------|----------------------------|----------------------|---|--------------|----------------------------|----------------------------|----------------------|---------------------------------------|
| | 生 産 Production | | 受 入 (製品) 枚 数 (丸革換算) Receipt (Products) Number of sheets (※1) | 合 計 Total | 出 荷 Sales Total | | | |
| | 枚 数 (丸革換算) n (※1) | 原皮換算 重量 t (※2) | | | 枚 数 (丸革換算) n (※1) | 枚 数 (丸革換算) n (※1) | 原皮換算 重量 t (※2) | 面 積 Area (1000dm ²) |
| 平成11年 | 2,938,978 | 73,719 | 72,820 | 3,000,227 | 2,995,340 | 75,145 | 1,331,418 | 49,714 |
| 12 | 2,857,045 | 71,426 | 68,268 | 2,906,785 | 2,901,566 | 72,539 | 1,227,318 | 48,178 |
| 13 | 2,702,830 | 67,571 | 75,053 | 2,745,618 | 2,737,399 | 68,435 | 1,151,445 | 45,036 |
| 14 | 2,451,327 | 61,283 | 91,503 | 2,522,816 | 2,520,676 | 63,017 | 1,075,714 | 41,765 |
| 15 | 2,437,751 | 60,944 | 107,868 | 2,519,284 | 2,507,355 | 62,684 | 1,130,819 | 42,238 |
| 平成13年度 | 2,577,151 | 64,429 | 70,906 | 2,631,248 | 2,625,573 | 65,639 | 1,097,908 | 43,045 |
| 14 | 2,492,466 | 62,312 | 108,094 | 2,570,307 | 2,566,988 | 64,175 | 1,112,400 | 42,896 |
| 平成15年 1月~3月 | 595,423 | 14,886 | 29,029 | 615,093 | 613,813 | 15,345 | 278,086 | 10,519 |
| 4月~6月 | 593,582 | 14,840 | 25,829 | 614,168 | 610,382 | 15,260 | 273,582 | 10,256 |
| 7月~9月 | 596,618 | 14,915 | 27,782 | 623,469 | 620,402 | 15,510 | 278,927 | 10,383 |
| 10月~12月 | 652,128 | 16,303 | 25,228 | 666,554 | 662,758 | 16,569 | 300,224 | 11,080 |
| 平成15年 1月 | 188,043 | 4,701 | 10,483 | 192,569 | 191,507 | 4,788 | 85,888 | 3,290 |
| 2月 | 199,739 | 4,993 | 10,172 | 208,857 | 208,820 | 5,221 | 95,137 | 3,587 |
| 3月 | 207,641 | 5,191 | 8,374 | 213,667 | 213,486 | 5,337 | 97,061 | 3,642 |
| 4月 | 199,341 | 4,984 | 8,365 | 203,726 | 203,711 | 5,093 | 91,407 | 3,445 |
| 5月 | 185,570 | 4,639 | 9,356 | 193,563 | 191,664 | 4,792 | 83,855 | 3,175 |
| 6月 | 208,671 | 5,217 | 8,108 | 216,879 | 215,007 | 5,375 | 98,320 | 3,636 |
| 7月 | 218,971 | 5,474 | 9,450 | 227,662 | 226,273 | 5,657 | 99,531 | 3,741 |
| 8月 | 177,538 | 4,438 | 9,582 | 187,740 | 186,120 | 4,653 | 84,430 | 3,155 |
| 9月 | 200,109 | 5,003 | 8,750 | 208,067 | 208,009 | 5,200 | 94,966 | 3,487 |
| 10月 | 210,488 | 5,262 | 9,371 | 216,578 | 215,501 | 5,388 | 96,788 | 3,666 |
| 11月 | 215,219 | 5,380 | 7,536 | 219,208 | 218,047 | 5,451 | 99,180 | 3,640 |
| 12月 | 226,421 | 5,661 | 8,321 | 230,768 | 229,210 | 5,730 | 104,256 | 3,774 |

※1：丸革換算 (Conversion of whole hide)
 ※2：原皮換算重量 (Weight of raw hide and skin)

| Cattle | | | | | | | | | | Year, Quarter and Month |
|---------------------------|--------------------------------------|---------------------------------------|---------------------------------------|--------------------------------------|---------------------------------------|-------------------------------|---------------------------|----------------------|--------------|-------------------------|
| Shipments | | | | | | | 在庫 Inventory | | | |
| 販売業者向 For sellings | | | 革製品製造業者向 For leather manufacturers | | | その他 枚数 Others n (※1) | 枚数 (丸革換算) n (※1) | 原皮換算 重量 t (※2) | | |
| 枚数 (丸革換算) n (※1) | 面積 Area (1000dm ²) | 金額 (百万円) Value (Million Yen) | 枚数 (丸革換算) n (※1) | 面積 Area (1000dm ²) | 金額 (百万円) Value (Million Yen) | | | | | |
| 2,812,039 | 948,219 | 36,617 | 1,402,691 | 575,735 | 23,369 | 4,901 | 262,842 | 4,329 | C. Y. 1999 | |
| 3,214,527 | 1,099,262 | 44,839 | 858,094 | 321,597 | 13,506 | 7,729 | 258,253 | 3,834 | 2000 | |
| 3,079,749 | 1,025,857 | 42,261 | 892,565 | 322,828 | 13,596 | 13,396 | 300,082 | 4,072 | 2001 | |
| 2,693,105 | 923,660 | 37,420 | 796,988 | 314,929 | 13,063 | 3,396 | 280,769 | 4,103 | 2002 | |
| 2,544,376 | 925,169 | 36,892 | 850,313 | 358,529 | 13,543 | 13,668 | 242,305 | 3,835 | 2003 | |
| 2,889,695 | 971,024 | 39,823 | 844,788 | 301,634 | 12,895 | 10,449 | 325,663 | 4,224 | F. Y. 2001 | |
| 2,711,906 | 942,478 | 38,186 | 820,600 | 332,298 | 13,453 | 4,842 | 273,946 | 4,136 | 2002 | |
| 610,941 | 223,180 | 8,910 | 201,068 | 85,603 | 3,340 | 1,579 | 273,946 | 4,136 | Q 1 2003 | |
| 649,082 | 233,093 | 9,211 | 201,744 | 82,138 | 3,121 | 3,964 | 260,913 | 4,041 | Q 2 | |
| 637,310 | 232,547 | 9,379 | 216,862 | 90,428 | 3,415 | 3,518 | 239,632 | 3,788 | Q 3 | |
| 647,043 | 236,349 | 9,392 | 230,639 | 100,360 | 3,667 | 4,607 | 242,305 | 3,835 | Q 4 | |
| 199,767 | 72,615 | 2,876 | 59,915 | 24,326 | 976 | 1,071 | 279,417 | 4,172 | J a n . 2003 | |
| 200,715 | 73,547 | 2,925 | 75,755 | 32,746 | 1,263 | 99 | 273,418 | 4,113 | F e b . | |
| 210,459 | 77,018 | 3,109 | 65,398 | 28,531 | 1,101 | 409 | 273,946 | 4,136 | M a r . | |
| 198,145 | 74,300 | 2,934 | 65,517 | 27,356 | 1,057 | 44 | 277,808 | 4,201 | A p r . | |
| 212,786 | 74,408 | 2,862 | 65,136 | 23,794 | 932 | 1,905 | 272,656 | 4,159 | M a y | |
| 238,151 | 84,385 | 3,415 | 71,091 | 30,988 | 1,132 | 2,015 | 260,913 | 4,041 | J u n . | |
| 243,686 | 88,119 | 3,538 | 74,325 | 28,326 | 1,132 | 1,618 | 256,982 | 3,961 | J u l . | |
| 196,141 | 72,404 | 2,956 | 61,802 | 26,232 | 972 | 1,725 | 243,565 | 3,829 | A u g . | |
| 197,483 | 72,024 | 2,885 | 80,735 | 35,870 | 1,311 | 175 | 239,632 | 3,788 | S e p . | |
| 201,337 | 75,305 | 3,066 | 77,683 | 32,505 | 1,206 | 1,419 | 240,925 | 3,794 | O c t . | |
| 220,742 | 79,388 | 3,142 | 75,374 | 33,275 | 1,224 | 1,514 | 240,527 | 3,807 | N o v . | |
| 224,964 | 81,656 | 3,184 | 77,582 | 34,580 | 1,237 | 1,674 | 242,305 | 3,835 | D e c . | |

| Cattle hide | | | | | | | | | | Year, Quarter and Month |
|---------------------------|--------------------------------------|---------------------------------------|---------------------------------------|--------------------------------------|---------------------------------------|-------------------------------|---------------------------|----------------------|--------------|-------------------------|
| Shipments | | | | | | | 在庫 Inventory | | | |
| 販売業者向 For sellings | | | 革製品製造業者向 For leather manufacturers | | | その他 枚数 Others n (※1) | 枚数 (丸革換算) n (※1) | 原皮換算 重量 t (※2) | | |
| 枚数 (丸革換算) n (※1) | 面積 Area (1000dm ²) | 金額 (百万円) Value (Million Yen) | 枚数 (丸革換算) n (※1) | 面積 Area (1000dm ²) | 金額 (百万円) Value (Million Yen) | | | | | |
| 1,811,543 | 801,124 | 28,270 | 1,183,797 | 530,294 | 21,444 | 4,887 | 150,753 | 3,769 | C. Y. 1999 | |
| 2,180,076 | 930,709 | 35,766 | 721,490 | 296,609 | 12,412 | 5,219 | 127,123 | 3,178 | 2000 | |
| 1,976,766 | 850,483 | 32,400 | 760,633 | 300,962 | 12,636 | 8,219 | 128,588 | 3,215 | 2001 | |
| 1,782,622 | 772,203 | 29,344 | 738,054 | 303,511 | 12,421 | 2,140 | 134,967 | 3,374 | 2002 | |
| 1,713,825 | 784,537 | 29,221 | 793,530 | 346,282 | 13,017 | 11,929 | 131,153 | 3,279 | 2003 | |
| 1,890,924 | 813,293 | 30,933 | 734,649 | 284,615 | 12,112 | 5,675 | 129,788 | 3,245 | F. Y. 2001 | |
| 1,806,584 | 791,996 | 30,078 | 760,404 | 320,404 | 12,818 | 3,319 | 138,298 | 3,457 | 2002 | |
| 426,632 | 195,104 | 7,287 | 187,181 | 82,982 | 3,232 | 1,280 | 138,298 | 3,457 | Q 1 2003 | |
| 428,531 | 195,964 | 7,290 | 181,851 | 77,618 | 2,966 | 3,786 | 136,806 | 3,420 | Q 2 | |
| 417,336 | 191,464 | 7,119 | 203,066 | 87,463 | 3,264 | 3,067 | 129,468 | 3,237 | Q 3 | |
| 441,326 | 202,005 | 7,525 | 221,432 | 98,219 | 3,555 | 3,796 | 131,153 | 3,279 | Q 4 | |
| 137,711 | 62,871 | 2,361 | 53,796 | 23,017 | 929 | 1,062 | 138,760 | 3,469 | J a n . 2003 | |
| 137,423 | 62,968 | 2,357 | 71,397 | 32,169 | 1,230 | 37 | 137,292 | 3,432 | F e b . | |
| 151,498 | 69,265 | 2,569 | 61,988 | 27,796 | 1,073 | 181 | 138,298 | 3,457 | M a r . | |
| 142,326 | 64,883 | 2,419 | 61,385 | 26,524 | 1,026 | 15 | 140,594 | 3,515 | A p r . | |
| 135,858 | 62,123 | 2,314 | 55,806 | 21,732 | 861 | 1,899 | 139,774 | 3,494 | M a y | |
| 150,347 | 68,958 | 2,557 | 64,660 | 29,362 | 1,079 | 1,872 | 136,806 | 3,420 | J u n . | |
| 158,207 | 72,418 | 2,669 | 68,066 | 27,113 | 1,072 | 1,389 | 133,801 | 3,345 | J u l . | |
| 128,723 | 59,242 | 2,237 | 57,397 | 25,188 | 918 | 1,620 | 130,563 | 3,264 | A u g . | |
| 130,406 | 59,804 | 2,213 | 77,603 | 35,162 | 1,274 | 58 | 129,468 | 3,237 | S e p . | |
| 141,349 | 65,082 | 2,502 | 74,152 | 31,706 | 1,164 | 1,077 | 129,493 | 3,237 | O c t . | |
| 145,766 | 66,617 | 2,452 | 72,281 | 32,563 | 1,188 | 1,161 | 130,204 | 3,255 | N o v . | |
| 154,211 | 70,306 | 2,571 | 74,999 | 33,950 | 1,203 | 1,558 | 131,153 | 3,279 | D e c . | |

製革 Leather

| 年 月 | 小・中牛ク口ム甲革 (2) | | | | | | | |
|-------------|----------------------------|----------------------|---|--------------|----------------------------|----------------------------|----------------------|---------------------------------------|
| | 生 産 Production | | 受 入 (製品) 枚 数 (丸革換算) Receipt (Products) Number of sheets (※1) | 合 計 Total | 出 荷 Sales Total | | | |
| | 枚 数 (丸革換算) n (※1) | 原皮換算 重量 t (※2) | | | 枚 数 (丸革換算) n (※1) | 枚 数 (丸革換算) n (※1) | 原皮換算 重量 t (※2) | 面 積 Area (1000dm ²) |
| 平成11年 | 1,161,444 | 5,809 | 33,143 | 1,219,404 | 1,219,390 | 6,101 | 192,536 | 10,272 |
| 12 | 1,129,010 | 5,645 | 33,153 | 1,173,565 | 1,171,055 | 5,855 | 193,541 | 10,167 |
| 13 | 1,235,225 | 6,176 | 45,477 | 1,240,092 | 1,234,915 | 6,175 | 197,240 | 10,821 |
| 14 | 903,797 | 4,519 | 33,223 | 970,673 | 969,417 | 4,847 | 162,875 | 8,718 |
| 15 | 805,409 | 4,027 | 48,710 | 889,073 | 887,334 | 4,437 | 152,879 | 8,197 |
| 平成13年度 | 1,132,488 | 5,662 | 35,119 | 1,113,684 | 1,108,910 | 5,545 | 174,750 | 9,673 |
| 14 | 871,481 | 4,357 | 35,663 | 967,041 | 965,518 | 4,828 | 162,376 | 8,743 |
| 平成15年 1月～3月 | 179,943 | 900 | 8,397 | 198,495 | 198,196 | 991 | 30,697 | 1,731 |
| 4月～6月 | 214,967 | 1,075 | 14,112 | 240,622 | 240,444 | 1,202 | 41,649 | 2,076 |
| 7月～9月 | 207,118 | 1,036 | 12,859 | 234,221 | 233,770 | 1,169 | 44,048 | 2,411 |
| 10月～12月 | 203,381 | 1,017 | 13,342 | 215,735 | 214,924 | 1,075 | 36,485 | 1,979 |
| 平成15年 1月 | 59,777 | 299 | 3,262 | 68,184 | 68,175 | 341 | 11,053 | 562 |
| 2月 | 60,357 | 302 | 2,823 | 67,712 | 67,650 | 338 | 11,156 | 601 |
| 3月 | 59,809 | 299 | 2,312 | 62,599 | 62,371 | 312 | 8,488 | 568 |
| 4月 | 56,621 | 283 | 4,924 | 59,980 | 59,951 | 300 | 10,249 | 546 |
| 5月 | 77,636 | 388 | 4,296 | 86,264 | 86,258 | 431 | 14,347 | 619 |
| 6月 | 80,710 | 404 | 4,892 | 94,378 | 94,235 | 471 | 17,053 | 911 |
| 7月 | 85,425 | 427 | 5,676 | 91,967 | 91,738 | 459 | 16,914 | 929 |
| 8月 | 57,810 | 289 | 3,938 | 71,928 | 71,823 | 359 | 14,206 | 773 |
| 9月 | 63,883 | 319 | 3,245 | 70,326 | 70,209 | 351 | 12,928 | 709 |
| 10月 | 60,975 | 305 | 4,154 | 63,861 | 63,519 | 318 | 11,022 | 606 |
| 11月 | 72,288 | 361 | 5,025 | 78,422 | 78,069 | 390 | 13,483 | 726 |
| 12月 | 70,118 | 351 | 4,163 | 73,452 | 73,336 | 367 | 11,980 | 647 |

| 年 月 | 豚ク口ム甲革 (3) | | | | | | | |
|-------------|----------------------------|----------------------|---|--------------|----------------------------|----------------------------|----------------------|---------------------------------------|
| | 生 産 Production | | 受 入 (製品) 枚 数 (丸革換算) Receipt (Products) Number of sheets (※1) | 合 計 Total | 出 荷 Sales Total | | | |
| | 枚 数 (丸革換算) n (※1) | 原皮換算 重量 t (※2) | | | 枚 数 (丸革換算) n (※1) | 枚 数 (丸革換算) n (※1) | 原皮換算 重量 t (※2) | 面 積 Area (1000dm ²) |
| 平成11年 | 1,579,592 | 9,478 | 198 | 1,465,822 | 1,465,822 | 8,795 | 225,487 | 3,337 |
| 12 | 1,605,651 | 9,634 | 67 | 1,569,026 | 1,510,880 | 9,065 | 193,843 | 5,788 |
| 13 | 1,381,156 | 8,287 | 42 | 1,396,583 | 1,394,844 | 8,369 | 180,947 | 3,239 |
| 14 | 1,185,340 | 7,112 | 30 | 1,147,417 | 1,134,487 | 6,807 | 151,281 | 2,403 |
| 15 | 1,088,119 | 6,529 | 69 | 1,144,488 | 1,127,596 | 6,766 | 124,056 | 2,465 |
| 平成13年度 | 1,325,551 | 7,953 | 48 | 1,354,947 | 1,342,017 | 8,052 | 173,476 | 2,759 |
| 14 | 1,169,954 | 7,020 | 20 | 1,163,160 | 1,146,268 | 6,878 | 147,035 | 2,593 |
| 平成15年 1月～3月 | 234,268 | 1,406 | — | 254,169 | 237,277 | 1,424 | 25,682 | 697 |
| 4月～6月 | 248,831 | 1,493 | — | 267,013 | 267,013 | 1,602 | 28,737 | 489 |
| 7月～9月 | 319,318 | 1,916 | 68 | 336,219 | 336,219 | 2,017 | 37,761 | 690 |
| 10月～12月 | 285,702 | 1,714 | 1 | 287,087 | 287,087 | 1,723 | 31,876 | 589 |
| 平成15年 1月 | 86,362 | 518 | — | 88,533 | 88,533 | 531 | 9,451 | 223 |
| 2月 | 78,730 | 472 | — | 98,828 | 81,936 | 492 | 8,830 | 340 |
| 3月 | 69,176 | 415 | — | 66,808 | 66,808 | 401 | 7,401 | 134 |
| 4月 | 70,344 | 422 | — | 67,873 | 67,873 | 407 | 7,520 | 136 |
| 5月 | 82,421 | 495 | — | 91,755 | 91,755 | 551 | 10,189 | 151 |
| 6月 | 96,066 | 576 | — | 107,385 | 107,385 | 644 | 11,028 | 202 |
| 7月 | 124,749 | 748 | 9 | 135,163 | 135,163 | 811 | 15,035 | 264 |
| 8月 | 102,716 | 616 | 58 | 104,707 | 104,707 | 628 | 12,015 | 211 |
| 9月 | 91,853 | 551 | 1 | 96,349 | 96,349 | 578 | 10,711 | 215 |
| 10月 | 109,383 | 656 | — | 110,239 | 110,239 | 661 | 12,385 | 219 |
| 11月 | 91,189 | 547 | — | 93,473 | 93,473 | 561 | 10,275 | 199 |
| 12月 | 85,130 | 511 | 1 | 83,375 | 83,375 | 500 | 9,216 | 171 |

※ 1 : 丸革換算 (Conversion of whole hide)
 ※ 2 : 原皮換算重量 (Weight of raw hide and skin)

| Kip and calf | | | | | | | | | | Year, Quarter and Month |
|----------------------------|--------------------------------------|---------------------------------------|---------------------------------------|--------------------------------------|---------------------------------------|--------------------------------|-------------------------|-----------------------|------------|-------------------------|
| Shipments | | | | | | | 在庫 Inventory | | | |
| 販売業者向 For sellings | | | 革製品製造業者向 For leather manufacturers | | | その他 枚数 Others n (※ 1) | 枚数 (丸革換算) n (※ 1) | 原皮換算 重量 t (※ 2) | | |
| 枚数 (丸革換算) n (※ 1) | 面積 Area (1000dm ²) | 金額 (百万円) Value (Million Yen) | 枚数 (丸革換算) n (※ 1) | 面積 Area (1000dm ²) | 金額 (百万円) Value (Million Yen) | | | | | |
| 1,000,496 | 147,095 | 8,347 | 218,894 | 45,441 | 1,925 | 14 | 112,089 | 560 | C. Y. 1999 | |
| 1,034,451 | 168,553 | 9,073 | 136,604 | 24,988 | 1,094 | 2,510 | 131,130 | 656 | 2000 | |
| 1,102,983 | 175,374 | 9,861 | 131,932 | 21,866 | 960 | 5,177 | 171,494 | 857 | 2001 | |
| 910,483 | 151,457 | 8,076 | 58,934 | 11,418 | 642 | 1,256 | 145,802 | 729 | 2002 | |
| 830,551 | 140,632 | 7,671 | 56,783 | 12,247 | 526 | 1,739 | 111,152 | 556 | 2003 | |
| 998,771 | 157,731 | 8,890 | 110,139 | 17,019 | 783 | 4,774 | 195,875 | 979 | F. Y. 2001 | |
| 905,322 | 150,482 | 8,108 | 60,196 | 11,894 | 635 | 1,523 | 135,648 | 678 | 2002 | |
| 184,309 | 28,076 | 1,623 | 13,887 | 2,621 | 108 | 299 | 135,648 | 678 | Q 1 2003 | |
| 220,551 | 37,129 | 1,921 | 19,893 | 4,520 | 155 | 178 | 124,107 | 621 | Q 2 | |
| 219,974 | 41,083 | 2,260 | 13,796 | 2,965 | 151 | 451 | 110,164 | 551 | Q 3 | |
| 205,717 | 34,344 | 1,867 | 9,207 | 2,141 | 112 | 811 | 111,152 | 556 | Q 4 | |
| 62,056 | 9,744 | 515 | 6,119 | 1,309 | 47 | 9 | 140,657 | 703 | Jan. 2003 | |
| 63,292 | 10,579 | 568 | 4,358 | 577 | 33 | 62 | 136,126 | 681 | Feb. | |
| 58,961 | 7,753 | 540 | 3,410 | 735 | 28 | 228 | 135,648 | 678 | Mar. | |
| 55,819 | 9,417 | 515 | 4,132 | 832 | 31 | 29 | 137,214 | 686 | Apr. | |
| 76,928 | 12,285 | 548 | 9,330 | 2,062 | 71 | 6 | 132,882 | 664 | May | |
| 87,804 | 15,427 | 858 | 6,431 | 1,626 | 53 | 143 | 124,107 | 621 | Jun. | |
| 85,479 | 15,701 | 869 | 6,259 | 1,213 | 60 | 229 | 123,181 | 616 | Jul. | |
| 67,418 | 13,162 | 719 | 4,405 | 1,044 | 54 | 105 | 113,002 | 565 | Aug. | |
| 67,077 | 12,220 | 672 | 3,132 | 708 | 37 | 117 | 110,164 | 551 | Sep. | |
| 59,988 | 10,223 | 564 | 3,531 | 799 | 42 | 342 | 111,432 | 557 | Oct. | |
| 74,976 | 12,771 | 690 | 3,093 | 712 | 36 | 353 | 110,323 | 552 | Nov. | |
| 70,753 | 11,350 | 613 | 2,583 | 630 | 34 | 116 | 111,152 | 556 | Dec. | |

| Pig leather | | | | | | | | | | Year, Quarter and Month |
|----------------------------|--------------------------------------|---------------------------------------|---------------------------------------|--------------------------------------|---------------------------------------|--------------------------------|-------------------------|-----------------------|------------|-------------------------|
| Shipments | | | | | | | 在庫 Inventory | | | |
| 販売業者向 For sellings | | | 革製品製造業者向 For leather manufacturers | | | その他 枚数 Others n (※ 1) | 枚数 (丸革換算) n (※ 1) | 原皮換算 重量 t (※ 2) | | |
| 枚数 (丸革換算) n (※ 1) | 面積 Area (1000dm ²) | 金額 (百万円) Value (Million Yen) | 枚数 (丸革換算) n (※ 1) | 面積 Area (1000dm ²) | 金額 (百万円) Value (Million Yen) | | | | | |
| 1,093,946 | 181,922 | 2,706 | 371,876 | 43,565 | 631 | - | 153,787 | 923 | C. Y. 1999 | |
| 1,180,179 | 155,169 | 5,264 | 330,701 | 38,674 | 524 | 58,146 | 211,465 | 1,269 | 2000 | |
| 1,115,990 | 143,262 | 2,793 | 278,854 | 37,685 | 446 | 1,739 | 186,518 | 1,119 | 2001 | |
| 855,433 | 114,262 | 1,970 | 279,054 | 37,019 | 433 | 12,930 | 132,164 | 793 | 2002 | |
| 889,328 | 91,030 | 2,057 | 238,268 | 33,026 | 408 | 16,892 | 71,638 | 430 | 2003 | |
| 1,054,027 | 135,273 | 2,305 | 287,990 | 38,203 | 454 | 12,930 | 139,183 | 835 | F. Y. 2001 | |
| 870,943 | 110,279 | 2,164 | 275,325 | 36,756 | 429 | 16,892 | 112,219 | 673 | 2002 | |
| 185,781 | 18,702 | 610 | 51,496 | 6,980 | 87 | 16,892 | 112,219 | 673 | Q 1 2003 | |
| 199,762 | 19,363 | 369 | 67,251 | 9,374 | 120 | - | 97,066 | 582 | Q 2 | |
| 264,179 | 27,737 | 568 | 72,040 | 10,024 | 122 | - | 74,399 | 446 | Q 3 | |
| 239,606 | 25,228 | 510 | 47,481 | 6,648 | 79 | - | 71,638 | 430 | Q 4 | |
| 72,193 | 7,364 | 195 | 16,340 | 2,087 | 28 | - | 129,993 | 780 | Jan. 2003 | |
| 62,870 | 6,177 | 307 | 19,066 | 2,653 | 33 | 16,892 | 109,895 | 659 | Feb. | |
| 50,718 | 5,161 | 108 | 16,090 | 2,240 | 26 | - | 112,219 | 673 | Mar. | |
| 51,104 | 5,191 | 107 | 16,769 | 2,329 | 29 | - | 114,835 | 689 | Apr. | |
| 67,489 | 6,817 | 105 | 24,266 | 3,372 | 46 | - | 103,491 | 621 | May | |
| 81,169 | 7,355 | 157 | 26,216 | 3,673 | 45 | - | 97,066 | 582 | Jun. | |
| 100,484 | 10,182 | 205 | 34,679 | 4,853 | 59 | - | 80,508 | 483 | Jul. | |
| 84,329 | 9,223 | 178 | 20,378 | 2,792 | 33 | - | 77,359 | 464 | Aug. | |
| 79,366 | 8,332 | 185 | 16,983 | 2,379 | 30 | - | 74,399 | 446 | Sep. | |
| 88,481 | 9,335 | 184 | 21,758 | 3,050 | 35 | - | 73,539 | 441 | Oct. | |
| 81,111 | 8,563 | 178 | 12,362 | 1,712 | 21 | - | 69,872 | 419 | Nov. | |
| 70,014 | 7,330 | 148 | 13,361 | 1,886 | 23 | - | 71,638 | 430 | Dec. | |

製革 Leather

| 年 月 | 馬・やぎ・めん羊クロム甲革 (4) | | | | | | | |
|-------------|----------------------------|----------------------|---|--------------|----------------------------|----------------------------|----------------------|---------------------------------------|
| | 生 産 Production | | 受 入 (製品) 枚 数 (丸革換算) Receipt (Products) Number of sheets (※1) | 合 計 Total | 出 荷 Sales Total | | | |
| | 枚 数 (丸革換算) n (※1) | 原皮換算 重量 t (※2) | | | 枚 数 (丸革換算) n (※1) | 枚 数 (丸革換算) n (※1) | 原皮換算 重量 t (※2) | 面 積 Area (1000dm ²) |
| 平成11年 | 878,100 | 3,631 | - | 887,546 | 887,546 | 3,636 | 114,840 | 3,079 |
| 12 | 891,041 | 3,728 | - | 906,723 | 906,723 | 3,735 | 113,453 | 3,404 |
| 13 | 916,528 | 4,101 | - | 913,566 | 913,566 | 4,100 | 125,684 | 4,059 |
| 14 | 816,039 | 3,592 | - | 808,788 | 808,788 | 3,589 | 111,656 | 3,514 |
| 15 | 743,540 | 3,247 | - | 737,574 | 737,574 | 3,244 | 103,616 | 3,527 |
| 平成13年度 | 848,160 | 3,988 | - | 843,702 | 843,702 | 3,986 | 121,168 | 3,774 |
| 14 | 827,866 | 3,541 | - | 814,213 | 814,213 | 3,534 | 111,380 | 3,575 |
| 平成15年 1月～3月 | 173,547 | 787 | - | 170,627 | 170,627 | 786 | 24,775 | 819 |
| 4月～6月 | 223,153 | 857 | - | 221,232 | 221,232 | 856 | 28,154 | 1,062 |
| 7月～9月 | 171,319 | 789 | - | 168,129 | 168,129 | 788 | 25,047 | 792 |
| 10月～12月 | 175,521 | 813 | - | 177,586 | 177,586 | 814 | 25,640 | 854 |
| 平成15年 1月 | 58,994 | 263 | - | 59,488 | 59,488 | 263 | 8,294 | 280 |
| 2月 | 55,718 | 237 | - | 55,004 | 55,004 | 236 | 7,699 | 266 |
| 3月 | 58,835 | 287 | - | 56,135 | 56,135 | 286 | 8,782 | 273 |
| 4月 | 61,805 | 276 | - | 60,427 | 60,427 | 275 | 8,778 | 284 |
| 5月 | 83,236 | 280 | - | 85,054 | 85,054 | 281 | 9,203 | 428 |
| 6月 | 78,112 | 301 | - | 75,751 | 75,751 | 300 | 10,173 | 350 |
| 7月 | 70,675 | 338 | - | 69,288 | 69,288 | 337 | 10,353 | 302 |
| 8月 | 52,105 | 244 | - | 50,803 | 50,803 | 244 | 7,637 | 199 |
| 9月 | 48,539 | 207 | - | 48,038 | 48,038 | 207 | 7,057 | 291 |
| 10月 | 52,116 | 213 | - | 53,193 | 53,193 | 213 | 7,227 | 236 |
| 11月 | 61,226 | 279 | - | 60,892 | 60,892 | 279 | 8,703 | 309 |
| 12月 | 62,179 | 321 | - | 63,501 | 63,501 | 322 | 9,710 | 309 |

| 年 月 | ぬめ革 (茶利革を含む) (5) | | | | | | | |
|-------------|----------------------------|----------------------|---|--------------|----------------------------|----------------------------|----------------------|---------------------------------------|
| | 生 産 Production | | 受 入 (製品) 枚 数 (丸革換算) Receipt (Products) Number of sheets (※1) | 合 計 Total | 出 荷 Sales Total | | | |
| | 枚 数 (丸革換算) n (※1) | 原皮換算 重量 t (※2) | | | 枚 数 (丸革換算) n (※1) | 枚 数 (丸革換算) n (※1) | 原皮換算 重量 t (※2) | 面 積 Area (1000dm ²) |
| 平成11年 | 86,547 | 2,055 | 150 | 85,047 | 85,047 | 1,980 | 32,204 | 1,394 |
| 12 | 76,064 | 1,610 | 435 | 77,152 | 77,147 | 1,602 | 29,711 | 1,306 |
| 13 | 65,955 | 1,364 | 8,270 | 76,457 | 75,365 | 1,536 | 28,540 | 1,279 |
| 14 | 85,172 | 1,741 | 8,859 | 89,000 | 88,985 | 1,876 | 27,039 | 1,163 |
| 15 | 64,157 | 1,197 | 6,659 | 81,213 | 81,199 | 1,606 | 26,761 | 1,143 |
| 平成13年度 | 70,810 | 1,419 | 8,452 | 74,554 | 73,463 | 1,512 | 27,267 | 1,216 |
| 14 | 79,411 | 1,630 | 8,457 | 91,090 | 91,064 | 1,904 | 28,250 | 1,220 |
| 平成15年 1月～3月 | 13,153 | 248 | 1,806 | 20,158 | 20,147 | 409 | 7,389 | 327 |
| 4月～6月 | 16,363 | 289 | 1,580 | 21,859 | 21,859 | 447 | 6,522 | 280 |
| 7月～9月 | 19,003 | 378 | 1,711 | 21,537 | 21,534 | 430 | 6,867 | 291 |
| 10月～12月 | 15,638 | 282 | 1,562 | 17,659 | 17,659 | 319 | 5,983 | 245 |
| 平成15年 1月 | 5,961 | 126 | 297 | 9,141 | 9,137 | 195 | 3,397 | 146 |
| 2月 | 3,320 | 58 | 570 | 5,038 | 5,038 | 99 | 1,836 | 83 |
| 3月 | 3,872 | 64 | 939 | 5,979 | 5,972 | 115 | 2,156 | 98 |
| 4月 | 6,344 | 129 | 423 | 9,911 | 9,911 | 214 | 2,098 | 93 |
| 5月 | 4,707 | 70 | 817 | 5,849 | 5,849 | 117 | 2,219 | 93 |
| 6月 | 5,312 | 90 | 340 | 6,099 | 6,099 | 117 | 2,205 | 94 |
| 7月 | 4,553 | 76 | 884 | 6,352 | 6,352 | 124 | 2,327 | 100 |
| 8月 | 6,810 | 147 | 485 | 7,882 | 7,882 | 161 | 2,197 | 95 |
| 9月 | 7,640 | 155 | 342 | 7,303 | 7,300 | 146 | 2,343 | 96 |
| 10月 | 5,146 | 101 | 600 | 5,831 | 5,831 | 109 | 2,070 | 87 |
| 11月 | 5,110 | 96 | 572 | 7,019 | 7,019 | 116 | 2,152 | 82 |
| 12月 | 5,382 | 85 | 390 | 4,809 | 4,809 | 94 | 1,761 | 76 |

※1：丸革換算 (Conversion of whole hide)
 ※2：原皮換算重量 (Weight of raw hide and skin)

| Horse, goat and sheep leather | | | | | | | | | | Year, Quarter and Month |
|-------------------------------|--------------------------------------|---------------------------------------|---------------------------------------|--------------------------------------|---------------------------------------|-------------------------------------|---------------------------|------------------|------------|-------------------------|
| Shipments | | | | | | | 在庫 Inventory | | | |
| 販売業者向 For sellings | | | 革製品製造業者向 For leather manufacturers | | | その他枚数 (丸革換算) Others n (※1) | 枚数 (丸革換算) n (※1) | 原皮換算重量 t (※2) | | |
| 枚数 (丸革換算) n (※1) | 面積 Area (1000dm ²) | 金額 (百万円) Value (Million Yen) | 枚数 (丸革換算) n (※1) | 面積 Area (1000dm ²) | 金額 (百万円) Value (Million Yen) | | | | | |
| 322,649 | 16,128 | 951 | 564,897 | 98,712 | 2,128 | - | 266,006 | 483 | C. Y. 1999 | |
| 552,400 | 95,611 | 2,718 | 354,323 | 17,842 | 686 | - | 254,972 | 477 | 2000 | |
| 589,692 | 109,206 | 3,392 | 323,874 | 16,478 | 667 | - | 256,044 | 478 | 2001 | |
| 524,866 | 96,828 | 2,865 | 283,922 | 14,828 | 649 | - | 263,207 | 482 | 2002 | |
| 451,828 | 89,396 | 2,910 | 285,746 | 14,220 | 617 | - | 269,303 | 485 | 2003 | |
| 534,322 | 105,375 | 3,116 | 309,380 | 15,793 | 658 | - | 252,474 | 476 | F. Y. 2001 | |
| 528,224 | 96,378 | 2,934 | 285,989 | 15,002 | 641 | - | 266,257 | 483 | 2002 | |
| 110,716 | 21,660 | 707 | 59,911 | 3,115 | 112 | - | 266,257 | 483 | Q 1 2003 | |
| 131,198 | 23,515 | 865 | 90,034 | 4,639 | 197 | - | 268,178 | 484 | Q 2 | |
| 99,431 | 21,668 | 642 | 68,698 | 3,379 | 150 | - | 271,368 | 486 | Q 3 | |
| 110,483 | 22,553 | 696 | 67,103 | 3,087 | 158 | - | 269,303 | 485 | Q 4 | |
| 37,337 | 7,146 | 237 | 22,151 | 1,148 | 43 | - | 262,713 | 481 | Jan. 2003 | |
| 35,048 | 6,634 | 220 | 19,956 | 1,065 | 46 | - | 263,517 | 482 | Feb. | |
| 38,331 | 7,880 | 250 | 17,804 | 902 | 23 | - | 266,257 | 483 | Mar. | |
| 34,365 | 7,431 | 227 | 26,062 | 1,347 | 57 | - | 267,635 | 484 | Apr. | |
| 54,386 | 7,673 | 365 | 30,668 | 1,530 | 63 | - | 265,817 | 483 | May | |
| 42,447 | 8,411 | 273 | 33,304 | 1,762 | 77 | - | 268,178 | 484 | Jun. | |
| 39,714 | 8,997 | 240 | 29,574 | 1,356 | 62 | - | 269,565 | 485 | Jul. | |
| 29,789 | 6,564 | 151 | 21,014 | 1,073 | 48 | - | 270,867 | 485 | Aug. | |
| 29,928 | 6,107 | 251 | 18,110 | 950 | 40 | - | 271,368 | 486 | Sep. | |
| 28,093 | 5,922 | 170 | 25,100 | 1,305 | 66 | - | 270,291 | 485 | Oct. | |
| 39,032 | 7,729 | 259 | 21,860 | 974 | 50 | - | 270,625 | 485 | Nov. | |
| 43,358 | 8,902 | 267 | 20,143 | 808 | 42 | - | 269,303 | 485 | Dec. | |

| Case leather (Chary leather included) | | | | | | | | | | Year, Quarter and Month |
|---------------------------------------|--------------------------------------|---------------------------------------|---------------------------------------|--------------------------------------|---------------------------------------|-------------------------------------|---------------------------|------------------|------------|-------------------------|
| Shipments | | | | | | | 在庫 Inventory | | | |
| 販売業者向 For sellings | | | 革製品製造業者向 For leather manufacturers | | | その他枚数 (丸革換算) Others n (※1) | 枚数 (丸革換算) n (※1) | 原皮換算重量 t (※2) | | |
| 枚数 (丸革換算) n (※1) | 面積 Area (1000dm ²) | 金額 (百万円) Value (Million Yen) | 枚数 (丸革換算) n (※1) | 面積 Area (1000dm ²) | 金額 (百万円) Value (Million Yen) | | | | | |
| 46,973 | 21,819 | 1,033 | 38,074 | 10,385 | 361 | - | 29,012 | 577 | C. Y. 1999 | |
| 46,539 | 21,458 | 1,041 | 30,608 | 8,253 | 265 | 5 | 28,401 | 596 | 2000 | |
| 47,021 | 22,019 | 1,049 | 28,344 | 6,521 | 230 | 1,092 | 26,333 | 600 | 2001 | |
| 63,455 | 20,878 | 975 | 25,530 | 6,161 | 188 | 15 | 33,046 | 719 | 2002 | |
| 50,798 | 19,781 | 931 | 30,401 | 6,980 | 212 | 14 | 22,649 | 469 | 2003 | |
| 46,931 | 20,922 | 999 | 26,532 | 6,345 | 217 | 1,091 | 30,337 | 655 | F. Y. 2001 | |
| 64,656 | 22,100 | 1,039 | 26,408 | 6,150 | 181 | 26 | 27,847 | 600 | 2002 | |
| 13,314 | 5,759 | 281 | 6,833 | 1,630 | 46 | 11 | 27,847 | 600 | Q 1 2003 | |
| 15,144 | 5,036 | 236 | 6,715 | 1,486 | 44 | - | 23,331 | 466 | Q 2 | |
| 13,396 | 4,905 | 225 | 8,138 | 1,962 | 66 | 3 | 23,108 | 469 | Q 3 | |
| 8,944 | 4,081 | 189 | 8,715 | 1,902 | 56 | - | 22,649 | 469 | Q 4 | |
| 6,158 | 2,532 | 122 | 2,979 | 865 | 24 | 4 | 30,162 | 656 | Jan. 2003 | |
| 3,207 | 1,440 | 72 | 1,831 | 396 | 11 | - | 29,014 | 629 | Feb. | |
| 3,949 | 1,787 | 87 | 2,023 | 369 | 11 | 7 | 27,847 | 600 | Mar. | |
| 7,806 | 1,620 | 79 | 2,105 | 478 | 14 | - | 24,703 | 526 | Apr. | |
| 3,923 | 1,824 | 82 | 1,926 | 395 | 11 | - | 24,378 | 499 | May | |
| 3,415 | 1,592 | 75 | 2,684 | 613 | 19 | - | 23,331 | 466 | Jun. | |
| 3,658 | 1,694 | 78 | 2,694 | 633 | 22 | - | 23,016 | 454 | Jul. | |
| 5,175 | 1,531 | 71 | 2,707 | 666 | 24 | - | 22,429 | 451 | Aug. | |
| 4,563 | 1,680 | 76 | 2,737 | 663 | 20 | 3 | 23,108 | 469 | Sep. | |
| 2,995 | 1,391 | 67 | 2,836 | 679 | 20 | - | 22,953 | 473 | Oct. | |
| 2,918 | 1,320 | 59 | 4,101 | 832 | 23 | - | 21,686 | 469 | Nov. | |
| 3,031 | 1,370 | 63 | 1,778 | 391 | 13 | - | 22,649 | 469 | Dec. | |

製革 Leather

| 年 月 | その他の牛革 (6) | | | | | | | |
|-------------|----------------------------|----------------------|---|--------------|----------------------------|----------------------|----------------------|--|
| | 生 産 Production | | 受 入 (製品) 枚 数 (丸革換算) Receipt (Products) Number of sheets (※1) | 合 計 Total | 出 荷 | | | |
| | 枚 数 (丸革換算) n (※1) | 原皮換算 重量 t (※2) | | | 枚 数 (丸革換算) n (※1) | 原皮換算 重量 t (※2) | 重 量 Weight (t) | 金 額 (百万円) Value (Million Yen) |
| 平成11年 | 13,268 | 447 | 3,529 | 13,349 | 13,349 | 396 | 1,090 | 433 |
| 12 | 7,406 | 211 | 9,376 | 18,313 | 18,309 | 537 | 1,325 | 322 |
| 13 | 7,306 | 207 | 12,045 | 18,476 | 18,190 | 533 | 1,316 | 314 |
| 14 | 7,544 | 215 | 5,961 | 16,199 | 16,194 | 476 | 201 | 295 |
| 15 | 7,704 | 224 | 10,890 | 17,728 | 17,722 | 522 | 240 | 276 |
| 平成13年度 | 7,622 | 215 | 10,442 | 16,702 | 16,416 | 480 | 1,026 | 291 |
| 14 | 6,052 | 173 | 5,956 | 15,530 | 15,519 | 456 | 202 | 281 |
| 平成15年 1月～3月 | 1,438 | 42 | 1,560 | 3,836 | 3,830 | 113 | 55 | 63 |
| 4月～6月 | 2,427 | 72 | 4,034 | 5,096 | 5,096 | 150 | 67 | 79 |
| 7月～9月 | 3,105 | 91 | 1,669 | 4,501 | 4,501 | 133 | 62 | 63 |
| 10月～12月 | 734 | 20 | 3,627 | 4,295 | 4,295 | 127 | 56 | 71 |
| 平成15年 1月 | 626 | 18 | 307 | 1,228 | 1,228 | 36 | 18 | 20 |
| 2月 | 324 | 9 | 406 | 1,225 | 1,225 | 36 | 17 | 22 |
| 3月 | 488 | 14 | 847 | 1,383 | 1,377 | 41 | 20 | 21 |
| 4月 | 1,087 | 32 | 3,365 | 1,397 | 1,397 | 41 | 18 | 25 |
| 5月 | 785 | 23 | 283 | 1,598 | 1,598 | 47 | 21 | 27 |
| 6月 | 555 | 16 | 386 | 2,101 | 2,101 | 62 | 28 | 27 |
| 7月 | 741 | 21 | 143 | 1,281 | 1,281 | 38 | 17 | 21 |
| 8月 | 1,385 | 41 | 1,508 | 1,733 | 1,733 | 51 | 26 | 21 |
| 9月 | 979 | 29 | 18 | 1,487 | 1,487 | 44 | 19 | 21 |
| 10月 | 351 | 10 | 1,413 | 1,655 | 1,655 | 49 | 21 | 28 |
| 11月 | 215 | 6 | 2,172 | 1,249 | 1,249 | 37 | 18 | 22 |
| 12月 | 168 | 4 | 42 | 1,391 | 1,391 | 41 | 17 | 21 |

※1：丸革換算 (Conversion of whole hide)
 ※2：原皮換算重量 (Weight of raw hide and skin)

| Other leathers | | | | | | | | | | Year, Quarter and Month |
|---------------------------|---------------------|---------------------------------------|---------------------------------------|---------------------|---------------------------------------|-------------------------------|---------------------------|----------------------|-------------|-------------------------|
| Shipments | | | | | | | 在庫 Inventory | | | |
| 販売業者向 For sellings | | | 革製品製造業者向 For leather manufacturers | | | その他 枚数 Others n (※1) | 枚数 (丸革換算) n (※1) | 原皮換算 重量 t (※2) | | |
| 枚数 (丸革換算) n (※1) | 重量 Weight (t) | 金額 (百万円) Value (Million Yen) | 枚数 (丸革換算) n (※1) | 重量 Weight (t) | 金額 (百万円) Value (Million Yen) | | | | | |
| 10,026 | 288 | 345 | 3,323 | 802 | 88 | - | 8,169 | 241 | C. Y. 1999 | |
| 15,852 | 196 | 262 | 2,457 | 1,129 | 60 | 4 | 5,810 | 171 | 2000 | |
| 15,674 | 159 | 249 | 2,516 | 1,157 | 65 | 286 | 6,699 | 198 | 2001 | |
| 14,272 | 154 | 240 | 1,922 | 47 | 55 | 5 | 3,779 | 109 | 2002 | |
| 15,876 | 194 | 226 | 1,846 | 46 | 50 | 6 | 4,665 | 138 | 2003 | |
| 14,006 | 145 | 226 | 2,410 | 881 | 65 | 286 | 6,430 | 189 | F. Y. 2001 | |
| 13,655 | 156 | 228 | 1,864 | 46 | 53 | 11 | 2,789 | 80 | 2002 | |
| 3,367 | 43 | 50 | 463 | 12 | 13 | 6 | 2,789 | 80 | Q 1 2003 | |
| 4,549 | 53 | 65 | 547 | 14 | 14 | - | 4,258 | 126 | Q 2 | |
| 4,107 | 53 | 52 | 394 | 9 | 11 | - | 4,570 | 135 | Q 3 | |
| 3,853 | 45 | 59 | 442 | 11 | 12 | - | 4,665 | 138 | Q 4 | |
| 1,039 | 13 | 15 | 189 | 5 | 5 | - | 3,332 | 96 | J a n. 2003 | |
| 1,090 | 14 | 18 | 135 | 3 | 4 | - | 2,838 | 81 | F e b. | |
| 1,238 | 16 | 17 | 139 | 4 | 4 | 6 | 2,789 | 80 | M a r. | |
| 1,225 | 14 | 21 | 172 | 4 | 4 | - | 5,946 | 176 | A p r. | |
| 1,406 | 16 | 22 | 192 | 5 | 5 | - | 5,416 | 160 | M a y | |
| 1,918 | 23 | 22 | 183 | 5 | 5 | - | 4,258 | 126 | J u n. | |
| 1,152 | 14 | 17 | 129 | 3 | 4 | - | 3,860 | 114 | J u l. | |
| 1,607 | 23 | 18 | 126 | 3 | 3 | - | 5,060 | 150 | A u g. | |
| 1,348 | 16 | 17 | 139 | 3 | 4 | - | 4,570 | 135 | S e p. | |
| 1,487 | 17 | 23 | 168 | 4 | 5 | - | 4,679 | 138 | O c t. | |
| 1,061 | 13 | 17 | 188 | 5 | 5 | - | 5,846 | 174 | N o v. | |
| 1,305 | 15 | 19 | 86 | 2 | 2 | - | 4,665 | 138 | D e c. | |

(2) 製品年表
Yearly Commodities
化学繊維
Chemical fibers

| 品目 | 生産数量 Production Quantity | 受入数量 Receipt Quantity | 計 Total |
|------------|--------------------------------|-----------------------------|------------|
| 化学繊維合計 | 1,316,083 | 153,645 | 1,481,967 |
| 長繊維計 | 566,288 | 118,313 | 688,228 |
| 短繊維計 | 749,795 | 35,332 | 793,739 |
| 再生・半合成繊維計 | 158,931 | 14,827 | 174,519 |
| 長繊維計 | 28,654 | 14,084 | 43,286 |
| 短繊維計 | 130,277 | 743 | 131,233 |
| ビスコース 短繊維 | 38,803 | - | 38,462 |
| キュブラ 長繊維 | 13,987 | 14,084 | 28,242 |
| キュブラ 短繊維 | 773 | 743 | 1,491 |
| アセテート 長繊維 | 14,667 | - | 15,044 |
| アセテート 短繊維 | 90,701 | - | 91,280 |
| 合成繊維計 | 1,157,152 | 138,818 | 1,307,448 |
| 長繊維計 | 537,634 | 104,229 | 644,942 |
| 短繊維計 | 619,518 | 34,589 | 662,506 |
| ナイロン | 126,887 | 46,720 | 174,405 |
| 長繊維 | 120,757 | 43,573 | 164,973 |
| 短繊維 | 6,130 | 3,147 | 9,432 |
| ビニロン 短繊維 | 31,888 | 1,055 | 33,706 |
| アクリル 短繊維 | 298,391 | 17,739 | 321,497 |
| ポリエステル | 528,351 | 65,894 | 599,792 |
| 長繊維 | 295,421 | 53,246 | 352,143 |
| 短繊維 | 232,930 | 12,648 | 247,649 |
| ポリエチレン 長繊維 | 10,231 | 282 | 10,522 |
| ポリプロピレン | 116,408 | 285 | 116,560 |
| 長繊維 | 69,419 | 285 | 69,498 |
| 短繊維 | 46,989 | - | 47,062 |
| その他の合成繊維 | 44,996 | 6,843 | 50,966 |
| 長繊維 | 41,806 | 6,843 | 47,806 |
| 短繊維 | 3,190 | - | 3,160 |

単位 (Unit) : t

| 出荷数量 Shipments Quantity | | 年末在庫数量 Inventory Quantity | Goods |
|----------------------------|---------------|---------------------------------|--|
| 販売 Sales | その他 Others | | |
| 1,058,703 | 423,264 | 125,416 | Chemical fibers total |
| 351,962 | 336,266 | 59,385 | Filament fibers total |
| 706,741 | 86,998 | 66,031 | Staple fibers total |
| 137,231 | 37,288 | 10,887 | Regenerated and semi-synthetic fibers total |
| 25,046 | 18,240 | 2,591 | Filament fibers total |
| 112,185 | 19,048 | 8,296 | Staple fibers total |
| 20,405 | 18,057 | 2,534 | Viscose rayon staple fibers |
| 10,002 | 18,240 | 1,320 | Cuprammonium rayon filament fibers |
| 500 | 991 | 102 | Cuprammonium rayon staple fibers |
| 15,044 | - | 1,271 | Acetate filament fibers |
| 91,280 | - | 5,660 | Acetate staple fibers |
| 921,472 | 385,976 | 114,529 | Synthetic fibers total |
| 326,916 | 318,026 | 56,794 | Synthetic filament fibers total |
| 594,556 | 67,950 | 57,735 | Synthetic staple fibers total |
| 96,973 | 77,432 | 18,086 | Nylon |
| 91,591 | 73,382 | 16,823 | Nylon filament fibers |
| 5,382 | 4,050 | 1,263 | Nylon staple fibers |
| 26,419 | 7,287 | 9,203 | Vinyon staple fibers |
| 299,394 | 22,103 | 16,490 | Acrylic staple fibers |
| 385,267 | 214,525 | 56,629 | Polyester |
| 170,563 | 181,580 | 30,582 | Polyester filament fibers |
| 214,704 | 32,945 | 26,047 | Polyester staple fibers |
| 2,985 | 7,537 | 142 | Polyethylene filament fibers |
| 68,208 | 48,352 | 6,785 | Polypropylene |
| 21,940 | 47,558 | 2,238 | Polypropylene filament fibers |
| 46,268 | 794 | 4,547 | Polypropylene staple fibers |
| 42,226 | 8,740 | 7,194 | Other synthetic fibers |
| 39,837 | 7,969 | 7,009 | Other synthetic filament fibers |
| 2,389 | 771 | 185 | Other synthetic staple fibers |

紡 績 糸

Spun yarn

| 品 目 | 生 産 数 量 Production Quantity | 受 入 数 量 Receipt Quantity | 出 荷 数 量 |
|---------------------------|-----------------------------------|--------------------------------|------------|
| | | | 計 Total |
| 紡績糸計 | 229,442 | 11,117 | 242,051 |
| (1) 綿糸 (コンデンサー糸を含む) | 107,455 | 1,827 | 108,249 |
| (2) 毛糸 | 20,062 | 7,382 | 27,772 |
| そ毛糸 | 13,399 | 5,557 | 19,295 |
| 紡毛糸 | 6,663 | 1,825 | 8,477 |
| (3) 絹紡糸 (さく紡糸・ちゅう糸を含む) | 132 | - | 126 |
| (4) 麻糸 | 794 | 185 | 959 |
| (5) ビスコーススフ糸 (コンデンサー糸を含む) | 11,645 | 190 | 11,867 |
| (6) その他再生・半合成繊維糸 | 2,016 | - | 2,054 |
| (7) 合成繊維紡績糸 | 87,338 | 1,533 | 91,024 |
| ナイロン糸 | 1,649 | 96 | 1,677 |
| ビニロン糸 | 5,937 | 10 | 5,971 |
| アクリル糸 | 28,801 | 164 | 29,496 |
| ポリエステル糸 | 49,316 | 454 | 51,459 |
| その他合成繊維糸 | 1,635 | 809 | 2,421 |

紡績糸純・混紡糸別生産内訳

Spun yarn-Breakdown of production by Blended yarn with other Pure and Blended yarn

| 品 目 | 計 Total | 純糸 Pure yarn | 混紡糸 Blended yarn | 混 紡 相 手 繊 維 | | |
|-----------------------|------------|--------------------|------------------------|-------------|-------------|-----------|
| | | | | 綿 Cotton | 毛 Woolen | 麻 Flax |
| 綿糸 (コンデンサー糸を含む) | 107,455 | 97,596 | 9,859 | ... | 332 | 1,726 |
| そ毛糸 | 13,399 | 8,264 | 5,135 | 132 | ... | 46 |
| 紡毛糸 | 6,663 | 4,121 | 2,542 | 60 | ... | - |
| 麻糸 | 794 | 437 | 357 | 108 | - | ... |
| ビスコーススフ糸 (コンデンサー糸を含む) | 11,645 | 7,730 | 3,915 | 2,411 | 147 | 529 |
| ナイロン糸 | 1,649 | 1,261 | 388 | 58 | 117 | 2 |
| ビニロン糸 | 5,937 | 4,941 | 996 | 769 | - | 19 |
| アクリル糸 | 28,801 | 15,230 | 13,571 | 3,513 | 5,624 | 218 |
| ポリエステル糸 | 49,316 | 17,883 | 31,433 | 22,137 | 2,382 | 749 |

注：その他再生・半合成繊維糸及びその他合成繊維糸の生産内訳の調査はしていない。

Note: With regard other regenerated and semi-synthetic fiber yarn and Other synthetic fiber yarn not been breakdown of production surveyed.

単位 (Unit) : t

| Shipments Quantity | | 年 末 在 庫 数 量 Inventory Quantity | Goods |
|--------------------|-----------------|--------------------------------------|---|
| 販 売 Sales | そ の 他 Others | | |
| 161,128 | 80,923 | 23,363 | Spun yarn total |
| 70,501 | 37,748 | 10,518 | Cotton yarn (condenser yarn included) |
| 16,963 | 10,809 | 5,077 | Woolen and worsted yarn |
| 11,662 | 7,633 | 4,363 | Worsted yarn |
| 5,301 | 3,176 | 714 | Woolen yarn |
| 126 | - | 81 | Spun silk yarn (spun tussah-silk yarn included) |
| 832 | 127 | 318 | Flax yarn |
| 10,272 | 1,595 | 1,170 | Viscose spun rayon yarn (condenser yarn included) |
| 764 | 1,290 | 197 | Other regenerated and semi-synthetic fiber yarn |
| 61,670 | 29,354 | 6,002 | Synthetic fiber yarn |
| 1,341 | 336 | 82 | Nylon yarn |
| 4,941 | 1,030 | 140 | Vinylnon yarn |
| 21,696 | 7,800 | 1,915 | Acrylic yarn |
| 32,262 | 19,197 | 3,732 | Polyester yarn |
| 1,430 | 991 | 133 | Other synthetic fiber yarn |

単位 (Unit) : t

| Blended yarn | | | | | | Goods |
|--------------------|---------------|------------------|-----------------|---------------------|--------------|---|
| ビスコーススフ Viscose | ナイロン Nylon | ビニロン Vinylnon | アクリル Acrylic | ポリエステル Polyester | その他 Other | |
| 1,637 | 140 | 225 | 237 | 330 | 5,232 | Cotton yarn (condenser yarn included) |
| 1,121 | 91 | - | 115 | 3,523 | 107 | Worsted yarn |
| 13 | 1,608 | - | 87 | 73 | 701 | Woolen yarn |
| 235 | 1 | - | - | 11 | 2 | Flax yarn |
| ... | 2 | - | 70 | 158 | 598 | Viscose spun rayon yarn (condenser yarn included) |
| 30 | ... | - | 35 | 28 | 118 | Nylon yarn |
| 194 | - | ... | 2 | 12 | - | Vinylnon yarn |
| 2,341 | 1,405 | - | ... | 248 | 222 | Acrylic yarn |
| 5,322 | 34 | 6 | 703 | ... | 100 | Polyester yarn |

織 物
Woven fabrics

| 品 目 | 生産数量 Production Quantity | 織 物 | | | |
|---------------|--------------------------------|---|----------------------------------|--|--|
| | | 綿スフ織物業 Cotton staple fabrics industry | 毛織物業 Wool fabrics industry | 絹人絹織物業 Silk rayon fabrics industry | 麻織物業 Bast fiber fabrics industry |
| 織物合計 | 2,031,182 | 1,010,375 | 73,512 | 932,112 | 15,183 |
| (1) 綿織物 | 506,601 | 501,661 | 469 | 4,397 | 74 |
| (2) 毛織物 | 78,137 | 15,273 | 61,810 | 1,054 | - |
| そ毛 | 67,922 | 10,386 | 56,501 | 1,035 | - |
| 紡毛 | 10,215 | 4,887 | 5,308 | 20 | - |
| (3) 絹・絹紡織物 | 24,658 | 193 | - | 24,343 | 122 |
| 絹織物 | 23,935 | 20 | - | 23,819 | 96 |
| 純 | 22,843 | 20 | - | 22,728 | 96 |
| 交織 | 1,092 | - | - | 1,092 | - |
| 絹紡織物 | 723 | 173 | - | 524 | 26 |
| (4) 麻織物 | 3,318 | 2,133 | 108 | 253 | 823 |
| (5) ビスコーススフ織物 | 127,936 | 122,876 | 533 | 4,443 | 84 |
| (6) 人絹織物 | 44,695 | 134 | 3 | 44,543 | 15 |
| (7) アセテート織物 | 28,037 | - | - | 28,037 | - |
| (8) 合成繊維織物 | 1,217,801 | 368,104 | 10,589 | 825,041 | 14,066 |
| 長繊維 | 884,328 | 94,340 | 1,632 | 787,950 | 406 |
| ナイロン | 128,600 | 16,320 | 35 | 112,245 | - |
| ポリエステル | 673,507 | 22,847 | 1,565 | 649,075 | 20 |
| その他の長繊維 | 82,221 | 55,173 | 33 | 26,629 | 386 |
| 短繊維 | 333,473 | 273,765 | 8,957 | 37,091 | 13,660 |
| アクリル | 20,194 | 11,553 | 2,498 | 6,123 | 21 |
| ポリエステル | 260,890 | 221,986 | 3,465 | 26,413 | 9,025 |
| その他の短繊維 | 52,389 | 40,226 | 2,994 | 4,555 | 4,614 |
| その他の織物 | | | | | |
| タイヤコード | 56,276 | 56,276 | ... | ... | ... |
| ナイロン | 25,425 | 25,425 | ... | ... | ... |
| ポリエステル | 29,032 | 29,032 | ... | ... | ... |
| タオル | 24,551 | 24,551 | ... | ... | ... |

注：織物合計には、その他の織物（タイヤコード、タオル）を含まない。

単位 (Unit) : 織物 (Woven fabrics) 千m² (1000m²)
 その他の織物 (Other fabrics) t

| 受入数量 Receipt Quantity | 出荷数量 Shipments Quantity | | | 年末在庫数量 Inventory Quantity | Goods |
|-----------------------------|----------------------------|-------------|--------------|---------------------------------|---------------------------------------|
| | 合計 Total | 販売 Sales | その他 Other | | |
| 227,105 | 2,271,211 | 940,453 | 1,330,758 | 122,539 | Woven fabrics |
| 57,343 | 564,876 | 242,899 | 321,978 | 50,369 | (1) Cotton fabrics |
| 53,593 | 132,961 | 72,447 | 60,514 | 7,498 | (2) Wool fabrics |
| 37,242 | 106,343 | 57,047 | 49,297 | 5,616 | Worsted fabrics |
| 16,351 | 26,618 | 15,400 | 11,218 | 1,881 | Woolen fabrics |
| 1,252 | 26,555 | 22,384 | 4,171 | 2,723 | (3) Silk and spun silk fabrics |
| 1,003 | 25,576 | 21,538 | 4,038 | 2,624 | Silk fabrics |
| 977 | 24,445 | 20,804 | 3,641 | 2,373 | Pure silk filament fabrics |
| 26 | 1,131 | 734 | 397 | 251 | Mixed silk filament fabrics |
| 249 | 979 | 847 | 132 | 99 | Spun silk fabrics |
| 764 | 4,139 | 1,266 | 2,872 | 557 | (4) Bast fiber fabrics |
| 6,538 | 135,964 | 78,275 | 57,689 | 4,936 | (5) Viscose staple fabrics |
| 1,369 | 45,800 | 22,795 | 23,006 | 1,117 | (6) Rayon filament fabrics |
| 536 | 28,879 | 7,888 | 20,992 | 757 | (7) Acetate fabrics |
| 105,709 | 1,332,036 | 492,499 | 839,537 | 54,584 | (8) Synthetic fiber fabrics |
| 68,876 | 958,150 | 355,560 | 602,590 | 31,308 | Synthetic filament fabrics |
| 13,373 | 142,215 | 43,570 | 98,646 | 3,851 | Nylon |
| 48,916 | 723,444 | 243,341 | 480,103 | 19,620 | Polyester |
| 6,587 | 92,491 | 68,649 | 23,842 | 7,837 | Other synthetic filament fabrics |
| 36,832 | 373,886 | 136,939 | 236,947 | 23,275 | Synthetic staple fabrics |
| 2,101 | 22,562 | 11,312 | 11,250 | 989 | Acrylic |
| 29,005 | 293,706 | 98,430 | 195,276 | 19,178 | Polyester |
| 5,726 | 57,619 | 27,198 | 30,421 | 3,108 | Other synthetic staple fabrics |
| | | | | | Other fabrics |
| 1,048 | 56,868 | 18,797 | 38,071 | 1,931 | Tire cord |
| ... | ... | ... | ... | ... | Nylon |
| ... | ... | ... | ... | ... | Polyester |
| 4,177 | 28,975 | 28,574 | 401 | 5,975 | Towel |

Note : Other fabrics (Tire cord and Towel) do not included in Total of fabrics.

織物—生産内訳

Woven fabrics—Breakdown of production by Woven fabrics

単位 (Unit) : 千m² (1000m²)

| 品 目 | 生産数量 Production Quantity | 織物業 | | | | Goods |
|------------------|--------------------------------|--|-------------------------------------|---|---|---|
| | | 綿スフ 織物業 Cotton staple fabric industry | 毛 織物業 Wool fabric industry | 絹人絹 織物業 Silk rayon fabric industry | 麻 織物業 Bast fiber fabric industry | |
| 1. 綿織物 | 506,601 | 501,661 | 469 | 4,397 | 74 | 1. Cotton fabrics |
| (1) 生地 (糸晒しを含む) | 327,481 | 325,635 | 172 | 1,601 | 74 | (1) Texture (bleached yarn included) |
| かなきん | 20,078 | 20,078 | - | - | - | Unbleached muslin |
| ポプリン・ブロード | 45,065 | 45,065 | - | - | - | Poplin, broad cloths |
| 粗布・てんじく・細布・ネル | 16,258 | 16,258 | - | - | - | Sofu, Tenjiku, Saifu and flannel cloth |
| クレープ | 2,380 | 2,380 | - | - | - | Crapes |
| あや類 | 48,330 | 48,241 | 89 | - | - | Leases |
| 朱子 | 32,381 | 32,346 | - | 36 | - | Satin |
| 別珍・コール天 | 9,699 | 9,699 | - | - | - | Velveteen and corduroy |
| 白もめん・包帯・ガーゼ | 27,376 | 27,376 | - | - | - | Bandagecloth, gauze cloth, white cotton cloth |
| その他の生地 | 125,914 | 124,192 | 83 | 1,565 | 74 | Other texture |
| (2) 糸染計 | 179,119 | 176,026 | 297 | 2,797 | - | (2) Yarn dyed |
| ギンガム | 10,707 | 10,707 | - | - | - | Gingham |
| その他の糸染 | 168,412 | 165,319 | 297 | 2,797 | - | Other dyed yarn |
| 2. 毛織物 | 78,137 | 15,273 | 61,810 | 1,054 | - | 2. Wool fabrics |
| (1) そ毛織物 | 67,922 | 10,386 | 56,501 | 1,035 | - | (1) Worsted fabrics |
| 男子服地 | 40,241 | 6,691 | 33,512 | 37 | - | Men's dress clothe |
| 婦人児服地 | 24,439 | 3,185 | 21,168 | 86 | - | Women's dress clothe |
| その他のそ毛 | 3,242 | 509 | 1,821 | 912 | - | Others worsted fabrics |
| (2) 紡毛織物 | 10,215 | 4,887 | 5,308 | 20 | - | (2) Woolen fabrics |
| 男子服地 | 839 | 67 | 756 | 16 | - | Men's dress clothe |
| 婦人児服地 | 5,162 | 1,214 | 3,947 | 1 | - | Women's dress clothe |
| 毛布地 | 587 | - | 587 | - | - | Blanket texture |
| その他の紡毛 | 3,628 | 3,606 | 19 | 2 | - | Others woolen fabrics |
| 3. 絹織物 | 23,935 | 20 | - | 23,819 | 96 | 3. Silk fabrics |
| (1) 広幅計 | 8,374 | 2 | - | 8,372 | - | (1) Double width total |
| 羽二重類 | 3,801 | - | - | 3,801 | - | Habutae |
| クレープ類 | 2,464 | - | - | 2,464 | - | Crape |
| 先練 (先染) | 2,109 | 2 | - | 2,107 | - | Yarn dyed |
| (2) 小幅計 | 11,509 | 18 | - | 11,395 | 96 | (2) Single width total |
| ちりめん類 | 7,747 | - | - | 7,651 | 96 | Silk crape |
| 先練 (先染) | 3,762 | 18 | - | 3,744 | - | Yarn dyed |
| (3) その他の後練 (後染) | 4,052 | - | - | 4,052 | - | (3) Other piece dyed silk fabrics |
| 4. ビスコーススフ織物 | 127,936 | 122,876 | 533 | 4,443 | 84 | 4. Viscose staple fabrics |
| (1) 生地計 (糸晒しを含む) | 121,859 | 119,508 | - | 2,267 | 84 | (1) Texture total (bleached yarn included) |
| モスリン | 76,720 | 76,720 | - | - | - | Moslin |
| その他の生地 | 45,139 | 42,788 | - | 2,267 | 84 | Other texture |
| (2) 先染 | 6,077 | 3,368 | 533 | 2,176 | - | (2) Yarn dyed |
| 5. ナイロン長繊維 | 128,600 | 16,320 | 35 | 112,245 | - | 5. Nylon filament fabrics |
| タフタ | 67,393 | - | - | 67,393 | - | Taffeta |
| その他のナイロン長繊維 | 61,207 | 16,320 | 35 | 44,852 | - | Other nylon filament fabrics |
| 6. ポリエステル | 934,397 | 244,833 | 5,030 | 675,488 | 9,045 | 6. Polyester fabrics |
| (1) 長繊維 | 673,507 | 22,847 | 1,565 | 649,075 | 20 | (1) Synthetic filament fabrics |
| タフタ | 160,928 | - | - | 160,928 | - | Taffeta |
| デシン | 13,246 | - | - | 13,246 | - | Flat crape |
| ジョーゼット | 40,223 | - | - | 40,223 | - | Georgette crape |
| ボンジー | 28,709 | 2,675 | - | 26,033 | - | Pongee |
| 加工糸織物 | 206,668 | 4,901 | 132 | 201,636 | - | Textured yarn fabrics |
| その他のポリエステル長繊維 | 223,733 | 15,271 | 1,433 | 207,009 | 20 | Other polyester filament fabrics |
| (2) 短繊維 | 260,890 | 221,986 | 3,465 | 26,413 | 9,025 | (2) Synthetic staple fabrics |
| ポプリン・ブロード | 81,773 | 66,329 | - | 15,444 | - | Poplin, broad cloths |
| その他のポリエステル短繊維 | 179,117 | 155,657 | 3,465 | 10,969 | 9,025 | Other polyester staple fabrics |

注：広幅は織上がり幅50.8cm (20インチ) 以上、小幅は織上がり幅50.8cm未満のものである。

Note: Wide fabrics are those with a woven width of 50.8 cm (20 inches) or more, and narrow fabrics are those with a woven width of less than 50.8cm.

敷物・フェルト・不織布
Covering, Felt and Non-woven fabrics

単位：モケット、敷物…千m²
Unit: Moquett, Covering…1000m²
フェルト、不織布…t
Felt, Non-woven fabrics…t

| 品目 Goods | 生産数量 Production Quantity | 受入数量 Receipt Quantity | 出荷数量 Shipment Quantity | | | | 年末在庫数量 Inventory Quantity |
|--|--------------------------------|-----------------------------|---------------------------|----------------|---------------------------------------|---------------|---------------------------------|
| | | | 計 Total | 販売 Sales | | その他 Others | |
| | | | | 数量 Quantity | 金額(百万円) Value (Millions of yen) | | |
| モケット Moquett | 3,655 | 42 | 3,683 | 3,669 | 6,038 | 14 | 372 |
| 敷物合計 Covering total | 81,607 | 3,067 | 87,487 | 78,180 | 68,091 | 9,307 | 6,961 |
| じゅうたん Carpet | 784 | 117 | 942 | 875 | 3,966 | 67 | 150 |
| タフテッドカーペット Tufted carpet | 80,823 | 2,951 | 86,545 | 77,305 | 64,125 | 9,240 | 6,811 |
| プレスフェルト (ニードルフェルトを除く) Press felt (needle felt excluded) | 5,682 | 38 | 5,953 | 5,894 | 4,969 | 58 | 294 |
| 不織布合計 Non-woven fabrics total | 296,258 | 11,664 | 308,545 | 279,099 | 172,600 | 29,446 | 17,534 |
| 乾式 Dry laid type | 277,376 | 11,664 | 289,510 | 260,248 | 155,301 | 29,262 | 15,349 |
| 湿式 Wet laid type | 18,882 | - | 19,035 | 18,851 | 17,298 | 185 | 2,185 |

(ア) 不織布一用途別生産内訳

Non-woven fabrics—Breakdown of production by use

単位 (Unit) : t

| 用途別 | 生産 Production | By use |
|---------|------------------|--------------------------------------|
| 不織布合計 | 296,258 | Non-woven fabrics total |
| 衣料用 | 7,962 | For garment |
| 産業用 | 99,221 | For industry |
| 車両用 | 52,191 | For vehicles |
| その他の産業用 | 47,030 | For others industry |
| 土木・建築用 | 27,669 | For engineering works, construction |
| 農業・園芸用 | 1,755 | For agriculture and gardening |
| 生活関連用 | 47,976 | For household sundry goods |
| 医療・衛生用 | 85,411 | For medical treatment and sanitation |
| その他用 | 26,263 | For others |

(イ) 不織布 (乾式) —設備別生産実績

Non-woven fabrics (dry laid type)—production by facilities

単位 (Unit) : t

| 設備別 | 生産 Production | By facilities |
|------------------------|------------------|--|
| ケミカルボンド式 | 37,302 | Chemical bond type |
| サーマルボンド式 | 41,803 | Thermal bond type |
| ニードルパンチ式 (ニードルフェルトを含む) | 87,727 | Needle punch type (needle felt included) |
| スパンボンド・メルトブロー式 | 85,477 | Spun bond and melt blown type |
| スパンレース式 | 16,010 | Spun lace type |
| その他の乾式 | 9,059 | Other dry laid type |

染色整理
Dyeing and Finishing Processes

| 品 目 | 加工高 Products Quantity | | | | | | |
|---------------|--------------------------|--------------------|-------------------------|--------------------|-------------------------|--------------------|-------------------------|
| | 合 計 Total | | | 精練・漂白品 Bleached | | 浸染品 Dyed | |
| | 計 Total | 輸出用 For exports | 国内用 For domestic use | 輸出用 For exports | 国内用 For domestic use | 輸出用 For exports | 国内用 For domestic use |
| 織物合計 | 2,619,017 | 518,580 | 2,100,437 | 61,397 | 455,735 | 310,614 | 1,034,579 |
| 綿織物 | 835,012 | 127,619 | 707,393 | 16,187 | 220,140 | 24,015 | 155,135 |
| 毛織物 | 130,877 | 2,179 | 128,698 | - | 465 | 692 | 35,720 |
| そ毛 | 101,606 | 2,144 | 99,462 | - | 20 | 674 | 27,610 |
| 紡毛 | 29,271 | 35 | 29,236 | - | 445 | 18 | 8,110 |
| 絹・絹紡織物 | 24,534 | 3,178 | 21,356 | 1,768 | 18,232 | 1,260 | 1,564 |
| 麻織物 | 3,428 | 63 | 3,365 | 3 | 1,035 | 49 | 631 |
| 人絹・キュプラ織物 | 70,283 | 16,432 | 53,851 | 354 | 4,892 | 15,587 | 46,533 |
| スフ織物 | 32,484 | 3,219 | 29,265 | 355 | 2,843 | 1,562 | 22,486 |
| アセテート織物 | 34,380 | 15,390 | 18,990 | 17 | 1,662 | 15,373 | 16,801 |
| 合成繊維織物 | 1,488,019 | 350,500 | 1,137,519 | 42,713 | 206,466 | 252,076 | 755,709 |
| 長繊維 | 1,070,409 | 252,105 | 818,304 | 7,492 | 138,272 | 208,426 | 576,678 |
| ナイロン | 127,535 | 26,975 | 100,560 | 676 | 24,369 | 19,857 | 64,922 |
| ポリエステル | 913,789 | 213,998 | 699,791 | 6,679 | 113,000 | 188,374 | 507,421 |
| その他の繊維 | 29,085 | 11,132 | 17,953 | 137 | 903 | 195 | 4,335 |
| 短繊維 | 417,610 | 98,395 | 319,215 | 35,221 | 68,194 | 43,650 | 179,031 |
| ポリエステル | 323,578 | 84,575 | 239,003 | 35,221 | 61,119 | 43,564 | 122,288 |
| その他の繊維 | 94,032 | 13,820 | 80,212 | - | 7,075 | 86 | 56,743 |
| 織物加工賃(百万円) | 207,607 | 40,844 | 166,763 | 3,453 | 20,089 | 25,611 | 87,077 |
| ニット生地合計 | 627,378 | 29,865 | 597,513 | 5,817 | 52,365 | 23,332 | 462,661 |
| たて編 | 278,236 | 23,521 | 254,715 | 4,489 | 24,115 | 18,441 | 206,909 |
| 合成繊維 | 267,389 | 22,327 | 245,062 | 3,528 | 22,183 | 18,208 | 201,986 |
| その他のたて編 | 10,847 | 1,194 | 9,653 | 961 | 1,932 | 233 | 4,923 |
| 丸編 | 349,142 | 6,344 | 342,798 | 1,328 | 28,250 | 4,891 | 255,752 |
| 綿 | 105,155 | 1,503 | 103,652 | 1,320 | 18,587 | 122 | 56,929 |
| 毛 | 9,874 | 8 | 9,866 | - | 439 | - | 5,658 |
| 合成繊維 | 217,252 | 4,537 | 212,715 | 8 | 8,195 | 4,473 | 181,884 |
| その他の丸編 | 16,861 | 296 | 16,565 | - | 1,029 | 296 | 11,281 |
| ニット生地加工賃(百万円) | 69,280 | 2,313 | 66,967 | 237 | 3,688 | 2,014 | 55,004 |
| 毛布合計 | 7,970 | - | 7,970 | - | 942 | - | 1,378 |
| 毛織毛布 | 1,497 | - | 1,497 | - | 736 | - | 433 |
| その他の織毛布 | 206 | - | 206 | - | 206 | - | - |
| ニット | 6,267 | - | 6,267 | - | - | - | 945 |
| 毛布加工賃(百万円) | 1,311 | - | 1,311 | - | 198 | - | 186 |

注：1. 製品引渡 = 前月末在庫(製品) + 加工高 - 当月末在庫(製品)。
2. 加工賃については計と内訳が四捨五入の関連から合わない場合もある。
3. 平成14年1月の調査票改正により毛布の内訳の「タフト」を廃止した。

単位 (Unit) : 千m² (1000m²)

| 加工高 Products Quantity | | | | 引渡数量 Shipments Quantity | 年末在庫数量 Inventory Quantity | | Goods |
|--------------------------|-------------------------|---------------------------|-------------------------|----------------------------|--------------------------------|----------------|--|
| なっ染品 Printed | | 整理 Finishing processes | | 製品 Products | 原反(仕掛中 を含む) Non Products | 製品 Products | |
| 輸出用 For exports | 国内用 For domestic use | 輸出用 For exports | 国内用 For domestic use | | | | |
| 78,085 | 284,085 | 68,484 | 326,038 | 2,630,818 | 277,687 | 149,234 | Woven fabrics Total |
| 46,541 | 239,364 | 40,876 | 92,754 | 836,615 | 71,413 | 27,227 | Cotton fabrics |
| - | 333 | 1,487 | 92,180 | 133,648 | 15,727 | 29,442 | Wool fabrics |
| - | 173 | 1,470 | 71,659 | 103,199 | 13,831 | 21,511 | Worsted fabrics |
| - | 160 | 17 | 20,521 | 30,449 | 1,896 | 7,931 | Woolen fabrics |
| - | 210 | 150 | 1,350 | 24,764 | 795 | 478 | Silk-spun silk fabrics |
| 11 | 228 | - | 1,471 | 3,537 | 341 | 300 | Flax fabrics |
| 452 | 125 | 39 | 2,301 | 69,776 | 10,530 | 7,020 | Rayon filament cuprammoniumrayon fabrics |
| 1,122 | 343 | 180 | 3,593 | 32,268 | 2,257 | 1,367 | Rayon staple fabrics |
| - | - | - | 527 | 34,116 | 8,955 | 2,926 | Acetate fabrics |
| 29,959 | 43,482 | 25,752 | 131,862 | 1,496,094 | 167,669 | 80,474 | Synthetic fiber fabrics |
| 15,125 | 34,324 | 21,062 | 69,030 | 1,075,143 | 117,844 | 46,793 | Filament |
| 562 | 1,432 | 5,880 | 9,837 | 128,557 | 9,969 | 6,153 | Nylon |
| 14,563 | 32,689 | 4,382 | 46,681 | 917,529 | 107,645 | 40,521 | Polyester |
| - | 203 | 10,800 | 12,512 | 29,057 | 230 | 119 | Other filaments |
| 14,834 | 9,158 | 4,690 | 62,832 | 420,951 | 49,825 | 33,681 | Staple |
| 1,307 | 8,662 | 4,483 | 46,934 | 327,370 | 42,815 | 27,821 | Polyester |
| 13,527 | 496 | 207 | 15,898 | 93,581 | 7,010 | 5,860 | Other staples |
| 7,501 | 32,859 | 4,280 | 26,737 | ... | ... | ... | Processing fees (million yen) |
| 551 | 30,722 | 165 | 51,765 | 622,738 | 81,505 | 40,485 | Knitted fabrics |
| 435 | 10,071 | 156 | 13,620 | 276,925 | 45,584 | 22,710 | Warp knitted fabrics |
| 435 | 8,391 | 156 | 12,502 | 266,090 | 44,963 | 22,326 | Synthetic fibers |
| - | 1,680 | - | 1,118 | 10,835 | 621 | 384 | Other warp knitted fabrics |
| 116 | 20,651 | 9 | 38,145 | 345,813 | 35,921 | 17,775 | Circular knitted fabrics |
| 61 | 11,566 | - | 16,570 | 102,679 | 10,124 | 5,433 | Cotton |
| - | 131 | 8 | 3,638 | 9,695 | 2,154 | 671 | Wool |
| 55 | 8,485 | 1 | 14,151 | 217,917 | 21,483 | 9,238 | Synthetic fibers |
| - | 469 | - | 3,786 | 15,522 | 2,160 | 2,433 | Other circular knitted fabrics |
| 53 | 4,837 | 8 | 3,438 | ... | ... | ... | Processing fees (million yen) |
| - | 5,322 | - | 328 | 8,225 | 5 | 460 | Blankets |
| - | - | - | 328 | 1,625 | 3 | 2 | Wool woven blankets |
| - | - | - | - | 206 | - | - | Other woven blankets |
| - | 5,322 | - | - | 6,394 | 2 | 458 | Knit |
| - | 838 | - | 89 | ... | ... | ... | Processing fees (million yen) |

Note : 1. Products shipments = Inventories at the end of previous month (products) + products - inventories at the end of the month (products)
2. With regard to processing fees, there are cases where the total and the sub-breakdowns do not coincide, due to the rounding off of figures.
3. In January, 2002, due to revisions in the survey sheets, "Tufted" was abolished.

ニット生地
Knit fabrics

| 品 目 | 生産数量 Production Quantity | 受入数量 | | | 受入数量 Receipt Quantity |
|-----------|--------------------------------|-----------------------------|--------------------------------|----------------------------|-----------------------------|
| | | たて編 Wrap knit fabrics | 丸編 Circular knit fabrics | 横編 Weft knit fabrics | |
| 合計 | 92,939 | 37,259 | 55,366 | 313 | 5,433 |
| 綿生地 | 31,419 | 468 | 30,848 | 103 | 4,350 |
| 毛生地 | 451 | - | 403 | 48 | 26 |
| 合成繊維生地 | 56,224 | 35,109 | 21,066 | 49 | 682 |
| ナイロン | 7,265 | 6,570 | 695 | - | 52 |
| アクリル | 4,076 | 47 | 3,994 | 35 | 87 |
| ポリエステル | 41,411 | 26,843 | 14,568 | 0 | 535 |
| その他 | 3,472 | 1,648 | 1,810 | 14 | 7 |
| その他の繊維製生地 | 4,845 | 1,683 | 3,049 | 113 | 375 |

ニット・衣服縫製品
Knit and Sewn clothing products

| 品 目 | 生産数量 Production Quantity | | | 受入数量 Receipt Quantity | | | 出荷数量 Shipments Quantity | | | |
|-----|-----------------------------|---------------------|--------|--------------------------|---------------------|--------|----------------------------|---------------------|---------|---------|
| | | | | | | | 販売数量 Sales Quantity | | | |
| | ニット製 Knit | 織物製 woven fabric | | ニット製 Knit | 織物製 woven fabric | | ニット製 Knit | 織物製 woven fabric | | |
| 外衣 | 190,511 | 95,085 | 95,426 | 71,708 | 19,375 | 52,333 | 259,957 | 184,778 | 81,908 | 102,869 |
| 下着 | 121,181 | 108,235 | 12,947 | 54,597 | 54,080 | 517 | 173,914 | 121,915 | 115,833 | 6,082 |
| 補整着 | 19,319 | 8,406 | 10,913 | 71,950 | 724 | 71,226 | 91,441 | 85,795 | 5,242 | 80,553 |
| 寝着類 | 4,646 | 2,709 | 1,937 | 39 | 39 | - | 4,675 | 2,532 | 1,273 | 1,259 |
| 靴下 | 553,260 | 553,260 | ... | 285,534 | 285,534 | ... | 839,668 | 784,714 | 784,714 | ... |
| 手袋 | 9,615 | 9,615 | ... | 39,906 | 39,906 | ... | 50,715 | 50,715 | 50,715 | ... |
| 乳児用 | 2,306 | x | x | 143 | x | x | 2,412 | 1,324 | x | x |

単位 (Unit) : t

| 消費数量 Consumption Quantity | 出荷数量 Shipments Quantity | 年末在庫数量 Inventory Quantity | Goods |
|---------------------------------|-------------------------------|---------------------------------|-------------------------|
| 7,680 | 91,682 | 4,395 | Total |
| 6,990 | 29,910 | 1,560 | Cotton fabrics |
| 119 | 357 | 10 | Wool fabrics |
| 315 | 56,427 | 2,619 | Synthetic fiber fabrics |
| 7 | 7,295 | 179 | Nylon |
| 154 | 4,052 | 453 | Acrylic |
| 114 | 41,518 | 1,306 | Polyester |
| 40 | 3,563 | 681 | Others |
| 256 | 4,988 | 206 | Other fiber fabrics |

単位 (Unit) : 千点 (1000n)

| 販売金額 (百万円) Value (Million Yen) | 出荷数量 Shipments Quantity | | | | | 年末在庫数量 Inventory Quantity | | | Goods |
|-----------------------------------|----------------------------|---------------------|---------------------|---------------------|---------------|------------------------------|---------------------|---------------------|--------------------|
| | ニット製 Knit | | 織物製 woven fabric | | その他 Others | ニット製 Knit | | 織物製 woven fabric | |
| | ニット製 Knit | 織物製 woven fabric | ニット製 Knit | 織物製 woven fabric | | ニット製 Knit | 織物製 woven fabric | | |
| 387,432 | 129,291 | 258,141 | 75,180 | 32,909 | 42,271 | 37,172 | 13,761 | 23,411 | Outerwear |
| 56,024 | 53,484 | 2,540 | 51,999 | 44,623 | 7,377 | 6,103 | 5,939 | 164 | Underwear |
| 92,346 | 4,230 | 88,116 | 5,646 | 3,850 | 1,796 | 968 | 270 | 697 | Foundation garment |
| 3,105 | 2,198 | 907 | 2,144 | 1,499 | 644 | 77 | 37 | 40 | Nightwear |
| 131,256 | 131,256 | ... | 54,954 | 54,954 | ... | 148,553 | 148,553 | ... | Hosiery |
| 1,520 | 1,520 | ... | - | - | ... | 7,162 | 7,162 | ... | Gloves and mittens |
| 1,991 | x | x | 1,088 | x | x | 109 | x | x | For baby |

ニット・衣服縫製品一生産内訳
Breakdown of production by Knit and Sewn clothing products

| 品 目 | 合 計 Total | ニット製 Knit 計 Total | 計 Total |
|----------------------|--------------|----------------------------|------------|
| 外衣計 | 190,511 | 95,085 | 95,426 |
| スーツ類 | 9,024 | 273 | 8,751 |
| 上衣 | 5,492 | 206 | 5,286 |
| ズボン・スカート | 3,532 | 67 | 3,465 |
| オーバーコート・ジャケット類 | 7,270 | 354 | 6,917 |
| ズボン・スラックス類 | 24,459 | 856 | 23,602 |
| ドレス類 | 1,426 | 105 | 1,321 |
| スカート類 | 7,447 | 809 | 6,638 |
| セーター・カーディガン・ベスト類 | 14,448 | 14,173 | 274 |
| 学校服 | 8,160 | - | 8,160 |
| 上衣 | 3,449 | - | 3,449 |
| ズボン・スカート | 4,711 | - | 4,711 |
| 制服 | 1,311 | - | 1,311 |
| 上衣 | 573 | - | 573 |
| ズボン・スカート | 738 | - | 738 |
| 作業・事務服 | 8,624 | 3 | 8,622 |
| 上衣（衛生白衣を含む） | 4,653 | 3 | 4,650 |
| ズボン・スカート | 3,972 | - | 3,972 |
| スポーツ用 | 37,215 | 33,020 | 4,195 |
| 上衣 | 18,952 | 16,627 | 2,325 |
| ズボン・スカート | 18,263 | 16,393 | 1,870 |
| ワイシャツ・ブラウス | 23,953 | 1,742 | 22,211 |
| アウターシャツ・スポーツシャツ・Tシャツ | 35,266 | 32,824 | 2,442 |
| その他の外衣 | 11,907 | 10,926 | 982 |
| 下着計 | 121,181 | 108,235 | 12,947 |
| アンダーシャツ・クレープシャツ | 42,033 | 41,613 | 420 |
| スリッパ・ベチコート類 | 7,639 | 5,653 | 1,986 |
| パンツ類 | 59,837 | 49,941 | 9,896 |
| その他の下着 | 11,671 | 11,028 | 644 |
| 寝着類（パジャマ・ネグリジェ） | 4,646 | 2,709 | 1,937 |
| 靴下計 | 553,260 | 553,260 | ... |
| パンティストッキング | 345,330 | 345,330 | ... |
| 短靴下類（その他の靴下を含む） | 207,930 | 207,930 | ... |

単位 (Unit) : 千点 (1000n)

| 織物製 Woven fabric | | Goods |
|-----------------------------|--------------------------------|---|
| 成年男子・少年用 Men's and boy's | 成年女子・少女用 Women's and girl's | |
| 52,471 | 42,954 | Outerwear total |
| 6,234 | 2,517 | Suits |
| 3,681 | 1,604 | Coats and jackets |
| 2,553 | 913 | Trousers and skirts |
| 1,540 | 5,376 | Jackets, blazers and jumper jackets |
| 12,981 | 10,621 | Trousers and slacks |
| ... | 1,321 | Dresses |
| ... | 6,638 | Skirts |
| 18 | 257 | Sweaters, cardigans and vests |
| 4,524 | 3,636 | School uniforms |
| 1,632 | 1,817 | Coats and jackets |
| 2,892 | 1,819 | Trousers and skirts |
| 1,061 | 250 | Uniforms |
| 434 | 139 | Coats and jackets |
| 627 | 111 | Trousers and skirts |
| 6,821 | 1,801 | Office and work clothing |
| 3,468 | 1,181 | Coats and jackets (including sanitary white clothing) |
| 3,353 | 619 | Trousers and skirts |
| 3,616 | 579 | Sport clothing |
| 1,946 | 379 | Coats and jackets |
| 1,670 | 200 | Trousers and skirts |
| 14,321 | 7,890 | White shirts and blouses |
| 1,256 | 1,187 | Outer shirts, sports shirts and T-shirts |
| 99 | 882 | Other outerwear |
| 5,757 | 7,190 | Underwear total |
| 266 | 154 | Undershirts and crapeshirts |
| ... | 1,986 | Slips and petticoats |
| 5,478 | 4,418 | Pants |
| 12 | 632 | Other underwear |
| 413 | 1,524 | Nightwear (Pajamas and negligees) |
| ... | ... | Hosiery total |
| ... | ... | Panty hose |
| ... | ... | Socks (Other hosiery) |

製綿・ふとん
Wadding and Futon

| 品 目 | 生産数量 Production Quantity | 受入数量 Receipt Quantity | 消費数量 Consumption Quantity | 出荷数量 Shipments Quantity |
|------------|--------------------------------|-----------------------------|---------------------------------|----------------------------|
| | | | | 計 Total |
| 製綿計 | 14,975 | 265 | 9,774 | 5,468 |
| 合成繊維 | 9,563 | 107 | 5,136 | 4,509 |
| その他（羊毛を含む） | 5,412 | 158 | 4,638 | 959 |
| ふとん計 | 7,068 | 848 | … | 8,000 |
| 掛ふとん | 1,598 | 200 | … | 1,822 |
| 敷ふとん | 2,565 | 163 | … | 2,778 |
| こたつふとん | 701 | 40 | … | 731 |
| 羽毛・羽根ふとん | 2,204 | 445 | … | 2,669 |

注：1. 製綿・ふとんのこたつふとんは、こたつ敷ふとんを含む。ただし、こたつパッド（こたつベットともいう）は除く。
2. 製綿には、中入綿・ふとん綿を含む。

Note: 1. Covers for Kotatsu in wadding and futons include futon-type mattresses. However, Kotatsu pads (also called Kotatsu pets) are excluded.
2. Waddings include "Nakaire-wata" and "Futon-wata".

漁網・陸上網，合成繊維網，細幅織物，組ひも及びレース生地
Fishing nets and Ground nets, Synthetic fiber ropes, Narrow fabrics, Braids and Lace fabrics

| 品 目 | 生産数量 Production Quantity | 受入数量 Receipt Quantity | 出荷数量 Shipments Quantity | |
|----------|--------------------------------|-----------------------------|----------------------------|-------------------------------|
| | | | 計 Total | 販売 Sales 数量 Quantity |
| 漁網・陸上網計 | 10,544 | 1,733 | 11,690 | 10,887 |
| ナイロン | 2,857 | 347 | 3,264 | 3,061 |
| ポリエステル | 2,643 | 164 | 2,524 | 2,376 |
| その他の網 | 5,044 | 1,222 | 5,902 | 5,450 |
| 合成繊維網計 | 19,045 | 5,355 | 24,512 | 22,271 |
| ポリエチレン | 3,838 | 1,320 | 5,178 | 4,713 |
| ポリプロピレン | 8,314 | 2,584 | 10,867 | 9,931 |
| その他の合成繊維 | 6,893 | 1,451 | 8,467 | 7,627 |
| 細幅織物 | 14,502 | 593 | 15,016 | 11,810 |
| 組ひも | 2,369 | 302 | 2,710 | 2,458 |
| レース生地合計 | 43,008 | 19,856 | 63,217 | 62,700 |
| 編・ボビンレース | 39,357 | 18,114 | 58,005 | 57,743 |
| 刺しゅうレース | 3,652 | 1,742 | 5,212 | 4,957 |

単位 (Unit) : 製綿 (Wadding) t ふとん (Futon) 千枚 (1000Sheet)

| 出荷数量 Shipments Quantity | | その他 Others | 年末在庫数量 Inventory Quantity | Goods |
|----------------------------|---------------------------------|---------------|---------------------------------|-------------------------------|
| 販売 Sales | 金額 (百万円) Value (million yen) | | | |
| 数量 Quantity | | | | |
| 4,929 | 1,954 | 539 | 372 | Wadding total |
| 4,116 | 1,426 | 394 | 169 | Synthetic fiber |
| 813 | 527 | 146 | 203 | Other wadding (wool included) |
| 7,063 | 47,018 | 938 | 290 | Futon total |
| 1,581 | 6,473 | 242 | 78 | Comforters |
| 2,443 | 11,514 | 335 | 101 | Underlay |
| 615 | 2,172 | 116 | 58 | Kotatsu quilt |
| 2,424 | 26,859 | 245 | 53 | Down or feather quilt |

単位 (Unit) : t
単位 (Unit) : レース生地 (Lace fabric...1000m²)

| 出荷数量 Shipments Quantity | | その他 Others | 年末在庫数量 Inventory Quantity | Goods |
|----------------------------|---------------------------------|---------------|---------------------------------|---|
| 販売 Sales | 金額 (百万円) Value (million yen) | | | |
| | | | | |
| 18,511 | | 802 | 2,387 | Fishing nets and ground nets total |
| 6,170 | | 202 | 410 | Nylon nets |
| 4,179 | | 148 | 852 | Polyester nets |
| 8,162 | | 452 | 1,125 | Other nets |
| 13,404 | | 2,241 | 2,148 | Synthetic fiber ropes total |
| 2,426 | | 465 | 425 | Polyethylene ropes |
| 5,282 | | 936 | 997 | Polypropylene ropes |
| 5,696 | | 840 | 725 | Other synthetic fiber ropes |
| 19,683 | | 3,205 | 1,129 | Narrow fabrics |
| 6,660 | | 252 | 105 | Braids |
| 27,776 | | 517 | 6,793 | Lace fabrics total |
| 21,887 | | 261 | 5,824 | Knitted lace and bobbin lace |
| 5,889 | | 255 | 969 | Embroidery lace |

家具

Furniture

| 品目 | 単位 Unit | 生産数量 Production Quantity | 受入数量 Receipt Quantity | 計 Total |
|---------------|--------------------|--------------------------------|-----------------------------|------------|
| 金属製家具計 | | ... | ... | ... |
| 金属製机計 | 個 n | 3,301,334 | 39,024 | 3,331,989 |
| 事務用机 | 個 n | 1,538,651 | 34,813 | 1,598,008 |
| その他の机 (卓子を含む) | 個 n | 1,762,683 | 4,211 | 1,733,981 |
| 金属製いす計 | 個 n | 5,718,522 | 352,319 | 6,053,583 |
| 回転式いす | 個 n | 1,626,507 | 194,010 | 1,851,453 |
| その他の金属製いす | 個 n | 4,092,015 | 158,309 | 4,202,130 |
| 引出箱 | 個 n | 471,541 | 5,916 | 491,845 |
| 保管庫類 | 個 n | 2,122,883 | 62,760 | 2,207,582 |
| 耐火金庫 | 個 n | 129,819 | 54,869 | 173,143 |
| 台所用計 | 個 n | ... | ... | ... |
| 流し台 | 個 n | 442,031 | 5,965 | 458,260 |
| ガス台 | 個 n | 276,603 | 4,219 | 294,832 |
| 調理台 | 個 n | 194,500 | 1,477 | 207,181 |
| システムキッチン | セット sets | 713,783 | 614 | 714,992 |
| ベッド | 個 n | 192,451 | 6,462 | 216,059 |
| 棚 | 個 n | 1,849,023 | 81,718 | 1,957,568 |
| 間仕切り | 平方m m ² | 4,290,454 | 4,503 | 4,283,160 |
| その他の金属製家具 | 個 n | 2,904,826 | 246,732 | 3,235,165 |
| 木製家具計 | 個 n | ... | ... | ... |
| たんす計 | 個 n | 152,248 | 4,441 | 172,722 |
| 洋服たんす | 個 n | 40,861 | 1,076 | 44,280 |
| 和たんす | 個 n | 12,185 | 558 | 14,670 |
| 整理たんす | 個 n | 99,202 | 2,807 | 113,772 |
| ドレッサー (鏡台を含む) | 個 n | 1,055,587 | 221 | 1,068,095 |
| 木製棚計 | 個 n | 1,943,099 | 19,644 | 2,023,390 |
| 食器棚 | 個 n | 1,674,617 | 4,992 | 1,727,354 |
| その他の木製棚 | 個 n | 268,482 | 14,652 | 296,036 |
| 木製机 | 個 n | 252,351 | 16,392 | 265,245 |
| 木製テーブル | 個 n | 620,187 | 78,672 | 703,798 |
| 木製いす計 | 個 n | 1,173,327 | 117,921 | 1,329,527 |
| 応接いす | 個 n | 440,743 | 55,482 | 500,924 |
| 食卓いす | 個 n | 628,387 | 61,597 | 722,419 |
| その他の木製いす | 個 n | 104,197 | 842 | 106,184 |
| ベッド | 個 n | 764,109 | 101,794 | 881,465 |
| システム収納家具 | セット sets | 198,387 | 2,701 | 206,527 |
| その他の木製家具 | 個 n | 2,105,538 | 36,432 | 2,144,871 |

単位 (Unit) : 金額 (Value) …百万円 (Million Yen)

| 出荷数量 Shipments Quantity | | | 年 末 在 庫 数 量 Inventory Quantity | Goods |
|----------------------------|--------------|-----------------|--------------------------------------|------------------------------------|
| 販 売 Sales | | そ の 他 Others | | |
| 数 量 Quantity | 金 額 Value | | | |
| … | 448,420 | … | … | Metal |
| 3,330,796 | 55,140 | 1,193 | 325,895 | Desks |
| 1,596,862 | 40,913 | 1,146 | 163,242 | Office desks |
| 1,733,934 | 14,228 | 47 | 162,653 | Other desks (including tables) |
| 6,030,914 | 45,392 | 22,669 | 505,771 | Chairs |
| 1,828,784 | 18,188 | 22,669 | 149,977 | Swivel chairs |
| 4,202,130 | 27,204 | — | 355,794 | Other metal chairs |
| 491,754 | 9,397 | 91 | 57,201 | Filing cabinets |
| 2,207,527 | 26,822 | 55 | 174,436 | Storage cabinets |
| 173,081 | 7,580 | 62 | 24,663 | Fire-resistive containers |
| … | 152,774 | … | … | Kitchen furniture |
| 458,260 | 21,954 | — | 41,630 | Sink cabinets |
| 294,827 | 4,740 | 5 | 25,806 | Range tables |
| 207,173 | 3,973 | 8 | 18,591 | Cooking tables |
| 714,992 | 122,107 | — | 34,309 | System kitchens |
| 212,092 | 24,270 | 3,967 | 23,442 | Metal beds |
| 1,957,509 | 19,719 | 59 | 202,402 | Racks |
| 4,283,087 | 75,949 | 73 | 182,403 | Partition |
| 3,230,754 | 31,375 | 4,411 | 86,971 | Other metal furnitures |
| … | 193,512 | … | … | Wooden |
| 171,182 | 12,305 | 1,540 | 45,595 | Chest of drawers |
| 43,987 | 4,434 | 293 | 11,947 | Wardrobe |
| 14,670 | 1,478 | — | 3,886 | Japanese style cabinet of drawers |
| 112,525 | 6,393 | 1,247 | 29,762 | Cabinets of drawers |
| 1,068,033 | 14,967 | 62 | 65,629 | Dressors (including miller stands) |
| 2,017,724 | 45,166 | 5,666 | 210,217 | Wooden shelves |
| 1,725,596 | 37,875 | 1,758 | 160,935 | Cupboards |
| 292,128 | 7,290 | 3,908 | 49,282 | Other shelves |
| 258,768 | 4,960 | 6,477 | 25,048 | Wooden desks |
| 702,333 | 13,679 | 1,465 | 77,541 | Wooden tables |
| 1,324,856 | 35,267 | 4,671 | 116,224 | Wooden chairs |
| 497,413 | 21,337 | 3,511 | 24,597 | Sofas |
| 721,294 | 11,383 | 1,125 | 76,430 | Dining chairs |
| 106,149 | 2,547 | 35 | 15,197 | Other chairs |
| 732,873 | 28,967 | 148,592 | 58,020 | Wooden beds |
| 206,527 | 1,954 | — | 4,881 | System cabinets |
| 2,142,572 | 36,247 | 2,299 | 152,866 | Other wooden furnitures |

楽 器
Musical instruments

| 品 目 | 単位 Unit | 生産数量 Production Quantity | 受入数量 Receipt Quantity | 合計 |
|----------------------|------------|--------------------------------|-----------------------------|---------|
| | | | | Total |
| 合 計 | | ... | ... | ... |
| ピアノ計 | 台 n | 116,407 | 253 | 117,393 |
| 堅型 | 台 n | 84,139 | 141 | 85,360 |
| 平型 | 台 n | 32,268 | 112 | 32,033 |
| 電子ピアノ | 台 n | 165,201 | 67,644 | 234,089 |
| 電子オルガン | 台 n | 21,414 | 94 | 21,748 |
| 電子キーボード類 (計) | 台 n | 140,845 | 117,409 | 248,259 |
| 電子キーボード (ミニキーボードを除く) | 台 n | 19,063 | 108,179 | 115,249 |
| キーボードシンセサイザー | 台 n | 121,782 | 9,230 | 133,010 |
| 管楽器 | 本 n | 253,395 | 44,913 | 299,692 |
| ギター・電気ギター | 本 n | 179,301 | 69,849 | 246,073 |

文 具
Stationery

| 品 目 | 単位 Unit | 生産数量 Production Quantity | 受入数量 Receipt Quantity | 合計 |
|--------------|-------------------------|--------------------------------|-----------------------------|-----------|
| | | | | Total |
| 合 計 | | ... | ... | ... |
| 鉛筆計 | グロス gross | 2,672,833 | 1,787,650 | 4,430,812 |
| 黒芯鉛筆 | グロス gross | 1,953,114 | 1,213,419 | 3,164,353 |
| 色芯鉛筆 | グロス gross | 719,719 | 574,231 | 1,266,459 |
| シャープペンシル | 千本 10 ³ n | 257,788 | 27,553 | 285,252 |
| シャープペンシル用替芯 | 千本 10 ³ n | 3,685,859 | 337,176 | 4,126,994 |
| ボールペン計 (完成品) | 千本 10 ³ n | 1,386,879 | 397,110 | 1,766,043 |
| 水性 | 千本 10 ³ n | 901,794 | 330,485 | 1,224,711 |
| 油性 | 千本 10 ³ n | 485,085 | 66,625 | 541,332 |
| マーキングペン | 千本 10 ³ n | 620,327 | 228,056 | 846,998 |
| クレヨン・パス | 千本 10 ³ n | 66,772 | 38,958 | 103,446 |
| 水彩絵の具 | 千本 10 ³ n | 65,789 | 20 | 67,805 |
| 修正液 | 千本 10 ³ n | 49,180 | 4,458 | 53,898 |
| 修正テープ | 千個 10 ³ n | 16,723 | 71,319 | 89,759 |

単位 (Unit) : 金額 (Value) …百万円 (Million Yen)

| 出荷数量 Shipments Quantity | | | 年末在庫数量 Inventory Quantity | Goods |
|----------------------------|-------------|---------------|---------------------------------|-------------------------------------|
| 販売 Sales | | その他 Others | | |
| 数量 Quantity | 金額 Value | | | |
| … | 106,777 | … | … | Total |
| 117,296 | 42,835 | 97 | 8,747 | Pianos |
| 85,308 | 19,218 | 52 | 6,249 | Upright pianos |
| 31,988 | 23,617 | 45 | 2,498 | Grand pianos |
| 233,902 | 19,767 | 187 | 19,522 | Electronic pianos |
| 21,647 | 4,526 | 101 | 2,909 | Electronic organs |
| 246,006 | 12,167 | 2,253 | 44,535 | Electronic keyboards total |
| 114,076 | 2,794 | 1,173 | 38,651 | Electronic keyboards |
| 131,930 | 9,373 | 1,080 | 5,884 | Keyboard synthesizers |
| 268,424 | 20,196 | 31,268 | 43,961 | Wind instruments |
| 246,073 | 7,286 | - | 28,620 | Acoustic guitars · Electric guitars |

単位 (Unit) : 金額 (Value) …百万円 (Million Yen)

| 出荷数量 Shipments Quantity | | | 年末在庫数量 Inventory Quantity | Goods |
|----------------------------|-------------|---------------|---------------------------------|------------------------------|
| 販売 Sales | | その他 Others | | |
| 数量 Quantity | 金額 Value | | | |
| … | 158,239 | … | … | Total |
| 2,714,174 | 8,585 | 1,716,638 | 596,912 | Pencils |
| 1,961,183 | 5,648 | 1,203,170 | 428,232 | Black lead pencils |
| 752,991 | 2,937 | 513,468 | 168,680 | Color lead pencils |
| 240,117 | 17,368 | 45,135 | 27,481 | Mechanical pencils |
| 3,504,985 | 6,163 | 622,009 | 433,261 | Leads for mechanical pencils |
| 1,377,811 | 69,437 | 388,232 | 153,606 | Ball-point pens |
| 894,101 | 38,750 | 330,610 | 104,233 | Roller ballpens |
| 483,710 | 30,687 | 57,622 | 49,373 | Oil ballpens |
| 730,978 | 38,773 | 116,020 | 94,425 | Marking pens |
| 102,871 | 1,604 | 575 | 46,172 | Crayons and Oil pastels |
| 66,327 | 2,804 | 1,478 | 39,232 | Water color paints |
| 52,050 | 4,871 | 1,848 | 4,199 | Correction fluids |
| 89,519 | 8,634 | 240 | 5,743 | Correction tapes |

玩具

Toys

| 品 目 | 生産数量 Production Quantity | 出荷数量 Shipments Quantity | | |
|----------------------|--------------------------------|----------------------------|-----------------|---------------------------------|
| | | 合 計 Total | 販 売 Sales | |
| | | | 数 量 Quantity | 金額 (百万円) Value (Million Yen) |
| 合 計 | 15,999,281 | 16,484,297 | 16,229,524 | 299,872 |
| 機械玩具計 (可動装置を有するもの) | 10,091,924 | 10,404,337 | 10,238,994 | 272,259 |
| 電子応用玩具 | 9,512,147 | 9,825,328 | 9,670,939 | 264,789 |
| 電動玩具 | 447,441 | 446,759 | 446,024 | 6,412 |
| ゼンマイ、フリクション玩具類 | 132,336 | 132,250 | 122,031 | 1,059 |
| その他の玩具計(可動装置を有しないもの) | 5,907,357 | 6,079,960 | 5,990,530 | 27,613 |
| プラスチック製計 | 5,901,815 | 6,074,418 | 5,984,988 | 27,572 |
| モ デ ル | 4,175,037 | 4,354,270 | 4,271,137 | 20,004 |
| その他のプラスチック製玩具 | 1,726,778 | 1,720,148 | 1,713,851 | 7,568 |
| 布 帛 製 | 5,542 | 5,542 | 5,542 | 41 |

革靴

Leather boots and shoes

| 品 目 | 生産数量 Production Quantity | 受入数量 Receipt Quantity | 出荷数量 Shipments Quantity | |
|-----------|--------------------------------|-----------------------------|----------------------------|-----------------|
| | | | 合 計 Total | 販 売 Sales |
| | | | | 数 量 Quantity |
| 合 計 | 27,478,028 | 6,048,337 | 33,595,995 | 32,297,935 |
| 紳士用革靴 | 8,598,103 | 2,283,432 | 11,016,930 | 10,609,476 |
| 婦人用・子供用革靴 | 12,680,844 | 3,350,939 | 15,993,647 | 15,143,717 |
| 運動用革靴 | 740,836 | 317,646 | 1,048,722 | 1,048,713 |
| 作業用革靴 | 5,341,720 | 62,216 | 5,432,094 | 5,395,989 |
| その他の革靴 | 116,525 | 34,104 | 104,602 | 100,040 |

単位 (Unit) : 数量 (Quantity) …ダース (Dozen)

| | 年末在庫数量 Inventory Quantity | Goods |
|---------------|---------------------------------|---------------------------------|
| その他 Others | | |
| 254,773 | 1,521,894 | Total |
| 165,343 | 723,843 | Electronic toys |
| 154,389 | 697,823 | Electronic applied toys |
| 735 | 23,378 | Electric toys |
| 10,219 | 2,642 | Clockwork toy and friction toys |
| 89,430 | 798,051 | Other toys |
| 89,430 | 798,051 | Plastic toys |
| 83,133 | 653,622 | Plastic models |
| 6,297 | 144,429 | Other Plastic toys |
| - | - | Plush toys |

単位 (Unit) : 数量 (Quantity) …足 (Pair)

| | その他 Others | 年末在庫数量 Inventory Quantity | Goods |
|---------------------------------|---------------|---------------------------------|--|
| 金額 (百万円) Value (Million Yen) | | | |
| 159,272 | 1,298,060 | 2,168,398 | Total |
| 55,792 | 407,454 | 885,855 | Men's leather boots and shoes |
| 83,357 | 849,930 | 981,558 | Women's and children's leather boots and shoes |
| 4,530 | 9 | 20,216 | Leather boots and shoes for sports exclusively |
| 15,173 | 36,105 | 272,603 | Work leather boots and shoes |
| 420 | 4,562 | 8,166 | Other leather boots and shoes |

製 革
Leather

1) 生産・出荷・在庫 Production, Shipments, Inventory

| 品 目 | 単位 Unit | 生 産 Production | | 受 入 (製 品) 枚 数 (丸革換算) Receipt (Products) Number of sheets (※1) | 合 計 Total | |
|-----------------|---------------------|----------------------------|----------------------|--|----------------------------|----------------------------|
| | | 枚 数 (丸革換算) n (※1) | 原皮換算 重量 t (※2) | | 枚 数 (丸革換算) n (※1) | 枚 数 (丸革換算) n (※1) |
| 合 計 | | 5,146,680 | 76,167 | 174,196 | 5,389,360 | 5,358,780 |
| クロム甲革計 (工業用を除く) | 1000dm ² | 5,074,819 | 74,746 | 156,647 | 5,290,419 | 5,259,859 |
| 牛 計 | 1000dm ² | 3,243,160 | 64,971 | 156,578 | 3,408,357 | 3,394,689 |
| 成 牛 | 1000dm ² | 2,437,751 | 60,944 | 107,868 | 2,519,284 | 2,507,355 |
| 小 ・ 中 牛 | 1000dm ² | 805,409 | 4,027 | 48,710 | 889,073 | 887,334 |
| 豚 | 1000dm ² | 1,088,119 | 6,529 | 69 | 1,144,488 | 1,127,596 |
| 馬・やぎ・めん羊 | 1000dm ² | 743,540 | 3,247 | - | 737,574 | 737,574 |
| ぬめ革 (茶利革を含む) | 1000dm ² | 64,157 | 1,197 | 6,659 | 81,213 | 81,199 |
| そ の 他 の 牛 革 | t | 7,704 | 224 | 10,890 | 17,728 | 17,722 |

2) 出荷 (販売) 内訳表 Shipments (sales) details

| 品 目 | 単位 Unit | 販 売 業 者 向 For sellings | | |
|-----------------|---------------------|----------------------------|-------------------------------|-------------|
| | | 枚 数 (丸革換算) n (※1) | 重量又は 面 積 Weight or area | 金額 Value |
| 合 計 | | 3,952,206 | ... | 43,016 |
| クロム甲革計 (工業用を除く) | 1000dm ² | 3,885,532 | 1,105,595 | 41,859 |
| 牛 計 | 1000dm ² | 2,544,376 | 925,169 | 36,892 |
| 成 牛 | 1000dm ² | 1,713,825 | 784,537 | 29,221 |
| 小 ・ 中 牛 | 1000dm ² | 830,551 | 140,632 | 7,671 |
| 豚 | 1000dm ² | 889,328 | 91,030 | 2,057 |
| 馬・やぎ・めん羊 | 1000dm ² | 451,828 | 89,396 | 2,910 |
| ぬめ革 (茶利革を含む) | 1000dm ² | 50,798 | 19,781 | 931 |
| そ の 他 の 牛 革 | t | 15,876 | 194 | 226 |

※1：丸革換算 (Conversion of whole hide)
 ※2：原皮換算重量 (Weight of raw hide and skin)

| 出 荷 Shipments | | | | 年 末 在 庫 Inventory | | Goods |
|----------------------|-------------------------------|--|---|----------------------------|----------------------|--|
| 販 売 計 Sales | | | その他の 枚 数 (丸革換算) Others n (※1) | 枚 数 (丸革換算) n (※1) | 原皮換算 重量 t (※2) | |
| 原皮換算 重量 t (※2) | 重量又は 面 積 Weight or area | 金 額 (百万円) Value (Million Yen) | | | | |
| 79,258 | ... | 57,846 | 30,580 | 610,560 | 5,356 | Total |
| 77,130 | 1,511,370 | 56,427 | 30,560 | 583,246 | 4,749 | Chrome tanned upper leather(except industrial use) |
| 67,121 | 1,283,698 | 50,435 | 13,668 | 242,305 | 3,835 | Cattle |
| 62,684 | 1,130,819 | 42,238 | 11,929 | 131,153 | 3,279 | Cattle hide |
| 4,437 | 152,879 | 8,197 | 1,739 | 111,152 | 556 | Kip and calf |
| 6,766 | 124,056 | 2,465 | 16,892 | 71,638 | 430 | Pig leather |
| 3,244 | 103,616 | 3,527 | - | 269,303 | 485 | Horse, goat and sheep leather |
| 1,606 | 26,761 | 1,143 | 14 | 22,649 | 469 | Case leather (Chary leather included) |
| 522 | 240 | 276 | 6 | 4,665 | 138 | Other leathers |

※丸革換算：Conversion of whole hide
 金額 (Value) …百万円 (Million yen)

| 革 製 品 製 造 業 者 向 For leather manufacturers | | | 金 額 Value | Goods |
|--|-------------------------------|-------------|--|-------|
| 枚 数 (丸革換算) n (※1) | 重量又は 面 積 Weight or area | 金額 Value | | |
| 1,406,574 | ... | 14,830 | Total | |
| 1,374,327 | 405,775 | 14,568 | Chrome tanned upper leather(except industrial use) | |
| 850,313 | 358,529 | 13,543 | Cattle | |
| 793,530 | 346,282 | 13,017 | Cattle hide | |
| 56,783 | 12,247 | 526 | Kip and calf | |
| 238,268 | 33,026 | 408 | Pig leather | |
| 285,746 | 14,220 | 617 | Horse, goat and sheep leather | |
| 30,401 | 6,980 | 212 | Case leather (Chary leather included) | |
| 1,846 | 46 | 50 | Other leathers | |

3 原材料消費・在庫統計

Consumption and Inventory of Raw materials

(1) 消費・在庫統計表 (時系列)

Historial Data by Consumption and Inventory

1) 化学繊維用原材料 Raw materials for Chemical fibers

単位 (Unit) : t

| 年 月 | アセテートフレーク Acetate flake | カプロラクタム Caprolactam | ナイロンチップ Nylon chip | ポリビニルアルコール Polyvinyl alcohol | アクリロニトリル Acrylonitrile | テレフタル酸 Terephthalic acid | テレフタル酸ジメチル Dimethyl terephthalate | エチレングリコール Ethylene glycol | Year, Quarter and Month |
|-------------|------------------------------|------------------------------|------------------------------|---------------------------------|------------------------------|------------------------------|--------------------------------------|------------------------------|-------------------------|
| | 消費数量 Consumption Quantity | 消費数量 Consumption Quantity | 消費数量 Consumption Quantity | 消費数量 Consumption Quantity | 消費数量 Consumption Quantity | 消費数量 Consumption Quantity | 消費数量 Consumption Quantity | 消費数量 Consumption Quantity | |
| 平成11年 | 103,323 | 74,496 | 111,089 | 50,696 | 344,880 | 266,206 | 177,991 | 167,298 | C. Y. 1999 |
| 12 | 106,399 | 79,151 | 109,187 | 49,474 | 351,854 | 274,522 | 171,804 | 171,726 | 2000 |
| 13 | 110,318 | 74,648 | 98,402 | 44,485 | 340,167 | 260,189 | 161,993 | 165,373 | 2001 |
| 14 | 106,942 | 39,635 | 90,170 | 43,500 | 332,100 | 235,171 | 113,500 | 149,234 | 2002 |
| 15 | 103,505 | 41,164 | 88,208 | 42,460 | 275,050 | 214,852 | 77,812 | 129,736 | 2003 |
| 平成13年度 | 107,963 | 72,733 | 93,779 | 43,877 | 336,222 | 253,481 | 150,843 | 160,200 | F. Y. 2001 |
| 14 | 106,264 | 30,288 | 91,231 | 44,363 | 328,329 | 230,077 | 101,738 | 147,188 | 2002 |
| 平成15年 1月～3月 | 25,642 | 6,525 | 22,118 | 12,101 | 73,214 | 54,827 | 21,146 | 34,872 | Q 1 2003 |
| 4月～6月 | 25,016 | 12,042 | 22,612 | 10,313 | 68,322 | 52,934 | 18,233 | 31,066 | Q 2 |
| 7月～9月 | 25,603 | 10,578 | 21,644 | 11,096 | 67,771 | 53,261 | 18,935 | 32,004 | Q 3 |
| 10月～12月 | 27,244 | 12,019 | 21,834 | 8,950 | 65,743 | 53,830 | 19,498 | 31,794 | Q 4 |
| 平成15年 1月 | 8,757 | 2,392 | 7,652 | 3,991 | 25,657 | 20,885 | 8,417 | 13,088 | J a n . 2003 |
| 2月 | 8,008 | 1,883 | 6,993 | 3,961 | 22,521 | 17,523 | 7,618 | 11,609 | F e b . |
| 3月 | 8,877 | 2,250 | 7,473 | 4,149 | 25,036 | 16,419 | 5,111 | 10,175 | M a r . |
| 4月 | 7,962 | 4,219 | 7,484 | 2,995 | 22,984 | 17,393 | 5,725 | 10,065 | A p r . |
| 5月 | 8,276 | 4,287 | 7,756 | 3,115 | 23,265 | 18,043 | 5,920 | 10,609 | M a y |
| 6月 | 8,778 | 3,536 | 7,372 | 4,203 | 22,073 | 17,498 | 6,588 | 10,392 | J u n . |
| 7月 | 9,150 | 3,459 | 7,419 | 3,896 | 22,094 | 19,495 | 7,096 | 11,577 | J u l . |
| 8月 | 7,625 | 3,396 | 7,264 | 3,450 | 23,262 | 17,547 | 5,962 | 10,566 | A u g . |
| 9月 | 8,828 | 3,723 | 6,961 | 3,750 | 22,415 | 16,219 | 5,877 | 9,861 | S e p . |
| 10月 | 9,332 | 4,569 | 7,477 | 1,928 | 23,289 | 18,434 | 6,888 | 11,040 | O c t . |
| 11月 | 8,619 | 4,173 | 7,016 | 3,335 | 21,437 | 16,806 | 6,439 | 9,838 | N o v . |
| 12月 | 9,293 | 3,277 | 7,341 | 3,687 | 21,017 | 18,590 | 6,171 | 10,916 | D e c . |

2) 紡績等原材料 Raw materials for Spinning

| 年 月 | ポリエステルチップ Polyester chip | 再生ポリエステルチップ Recycled polyester chip | ポリプロピレン Polypropylene | 紡績 Spinning | | | | Year, Quarter and Month |
|-------------|------------------------------|--|------------------------------|------------------------------|----------------------------|------------------------------|----------------------------|-------------------------|
| | 消費数量 Consumption Quantity | 消費数量 Consumption Quantity | 消費数量 Consumption Quantity | 綿花 Cotton | | 落綿 Waste cotton | | |
| | | | | 消費数量 Consumption Quantity | 在庫数量 Inventory Quantity | 消費数量 Consumption Quantity | 在庫数量 Inventory Quantity | |
| 平成11年 | 174,305 | 13,843 | 116,620 | 208,505 | 35,413 | 15,595 | 572 | C. Y. 1999 |
| 12 | 173,639 | 13,722 | 119,053 | 194,428 | 32,368 | 13,394 | 625 | 2000 |
| 13 | 158,775 | 13,451 | 125,226 | 170,115 | 31,360 | 7,902 | 632 | 2001 |
| 14 | 151,430 | 13,908 | 122,802 | 149,420 | 32,217 | 5,197 | 435 | 2002 |
| 15 | 150,994 | 12,417 | 125,056 | 132,329 | 32,233 | 3,815 | 399 | 2003 |
| 平成13年度 | 156,117 | 13,695 | 123,632 | 162,746 | 32,397 | 7,462 | 493 | F. Y. 2001 |
| 14 | 151,727 | 13,904 | 123,359 | 146,236 | 32,571 | 4,568 | 473 | 2002 |
| 平成15年 1月～3月 | 37,568 | 3,544 | 30,538 | 34,954 | 32,571 | 968 | 473 | Q 1 2003 |
| 4月～6月 | 37,740 | 3,142 | 30,858 | 34,070 | 34,146 | 1,031 | 456 | Q 2 |
| 7月～9月 | 36,223 | 3,082 | 30,507 | 30,073 | 33,852 | 919 | 448 | Q 3 |
| 10月～12月 | 39,463 | 2,649 | 33,153 | 33,232 | 32,233 | 897 | 399 | Q 4 |
| 平成15年 1月 | 12,327 | 1,166 | 9,823 | 10,761 | 33,892 | 327 | 442 | J a n . 2003 |
| 2月 | 12,449 | 1,031 | 10,502 | 12,310 | 33,973 | 298 | 433 | F e b . |
| 3月 | 12,792 | 1,347 | 10,213 | 11,883 | 32,571 | 343 | 473 | M a r . |
| 4月 | 13,163 | 1,047 | 10,754 | 11,940 | 32,760 | 375 | 451 | A p r . |
| 5月 | 12,178 | 939 | 9,972 | 11,080 | 34,100 | 346 | 450 | M a y |
| 6月 | 12,399 | 1,156 | 10,132 | 11,050 | 34,146 | 310 | 456 | J u n . |
| 7月 | 12,747 | 1,144 | 10,483 | 10,600 | 34,179 | 332 | 508 | J u l . |
| 8月 | 12,026 | 924 | 9,317 | 8,580 | 34,368 | 295 | 478 | A u g . |
| 9月 | 11,450 | 1,014 | 10,707 | 10,893 | 33,852 | 292 | 448 | S e p . |
| 10月 | 13,527 | 1,034 | 11,112 | 11,398 | 33,863 | 318 | 420 | O c t . |
| 11月 | 12,866 | 831 | 10,797 | 11,011 | 32,736 | 284 | 415 | N o v . |
| 12月 | 13,070 | 784 | 11,244 | 10,823 | 32,233 | 295 | 399 | D e c . |

単位 (Unit) : t

| 年 月 | 紡績 Spinning | | | | | | | | Year, Quarter and Month |
|-------------|---------------------------------|-------------------------------|---------------------------------|-------------------------------|---------------------------------|-------------------------------|---------------------------------|-------------------------------|-------------------------------|
| | 羊毛トップ Wool tops | | 獣毛トップ Animal hair tops | | 洗上羊毛 Scoured wool | | 獣毛 Scoured animal hair | | |
| | 消費数量 Consumption Quantity | 在庫数量 Inventory Quantity | 消費数量 Consumption Quantity | 在庫数量 Inventory Quantity | 消費数量 Consumption Quantity | 在庫数量 Inventory Quantity | 消費数量 Consumption Quantity | 在庫数量 Inventory Quantity | |
| 平成11年 | 34,674 | 3,350 | 992 | 164 | 7,321 | 496 | 727 | 191 | C. Y. 1999 |
| 12 | 25,783 | 2,750 | 922 | 144 | 6,928 | 561 | 720 | 229 | 2000 |
| 13 | 22,875 | 2,010 | 909 | 100 | 5,997 | 471 | 821 | 158 | 2001 |
| 14 | 19,181 | 1,944 | 761 | 80 | 5,085 | 364 | 609 | 159 | 2002 |
| 15 | 13,787 | 1,334 | 634 | 116 | 4,981 | 361 | 441 | 216 | 2003 |
| 平成13年度 | 22,484 | 2,233 | 885 | 113 | 5,716 | 418 | 768 | 141 | F. Y. 2001 |
| 14 | 17,929 | 1,803 | 765 | 71 | 4,920 | 348 | 578 | 141 | 2002 |
| 平成15年 1月～3月 | 3,800 | 1,803 | 166 | 71 | 1,094 | 348 | 125 | 141 | Q 1 2003 |
| 4月～6月 | 3,765 | 1,666 | 165 | 69 | 1,354 | 349 | 116 | 121 | Q 2 |
| 7月～9月 | 3,404 | 1,431 | 163 | 99 | 1,280 | 330 | 115 | 125 | Q 3 |
| 10月～12月 | 2,818 | 1,334 | 140 | 116 | 1,253 | 361 | 85 | 216 | Q 4 |
| 平成15年 1月 | 1,237 | 1,951 | 51 | 81 | 347 | 345 | 43 | 156 | J a n . 2003 |
| 2月 | 1,266 | 1,868 | 58 | 76 | 353 | 366 | 40 | 162 | F e b . |
| 3月 | 1,297 | 1,803 | 57 | 71 | 394 | 348 | 42 | 141 | M a r . |
| 4月 | 1,292 | 1,673 | 50 | 71 | 440 | 368 | 43 | 132 | A p r . |
| 5月 | 1,218 | 1,866 | 61 | 54 | 458 | 365 | 36 | 126 | M a y |
| 6月 | 1,255 | 1,666 | 54 | 69 | 456 | 349 | 37 | 121 | J u n . |
| 7月 | 1,201 | 1,637 | 58 | 96 | 452 | 376 | 51 | 116 | J u l . |
| 8月 | 1,085 | 1,485 | 42 | 96 | 411 | 370 | 29 | 118 | A u g . |
| 9月 | 1,118 | 1,431 | 63 | 99 | 417 | 330 | 35 | 125 | S e p . |
| 10月 | 980 | 1,385 | 55 | 108 | 458 | 363 | 23 | 150 | O c t . |
| 11月 | 918 | 1,326 | 47 | 112 | 398 | 346 | 31 | 167 | N o v . |
| 12月 | 920 | 1,334 | 38 | 116 | 397 | 361 | 31 | 216 | D e c . |

| 年 月 | 紡績 Spinning | | | | | | | | Year, Quarter and Month |
|-------------|--|-------------------------------|-----------------------------------|-------------------------------|---------------------------------|-------------------------------|--|-------------------------------|-------------------------------|
| | 副蚕糸 Waste silk and waste cocoon and tussah silk | | ペニー・ブーレット Peinee and Bourrette | | 麻 Flax | | ビスコーススフ Viscose rayon staple fibers | | |
| | 消費数量 Consumption Quantity | 在庫数量 Inventory Quantity | 消費数量 Consumption Quantity | 在庫数量 Inventory Quantity | 消費数量 Consumption Quantity | 在庫数量 Inventory Quantity | 消費数量 Consumption Quantity | 在庫数量 Inventory Quantity | |
| 平成11年 | 258 | 74 | 255 | 28 | 2,901 | 929 | 28,898 | 3,266 | C. Y. 1999 |
| 12 | 163 | 70 | 240 | 47 | 3,059 | 453 | 25,320 | 3,079 | 2000 |
| 13 | 142 | 63 | 223 | 37 | 2,053 | 310 | 21,849 | 2,863 | 2001 |
| 14 | 125 | 24 | 117 | 61 | 2,376 | 339 | 16,435 | 2,184 | 2002 |
| 15 | 86 | 18 | 62 | 1 | 2,358 | 288 | 14,502 | 2,204 | 2003 |
| 平成13年度 | 131 | 48 | 190 | 49 | 1,952 | 244 | 20,092 | 3,915 | F. Y. 2001 |
| 14 | 114 | 14 | 108 | 2 | 2,449 | 319 | 15,944 | 2,424 | 2002 |
| 平成15年 1月～3月 | 21 | 14 | 18 | 2 | 602 | 319 | 3,730 | 2,424 | Q 1 2003 |
| 4月～6月 | 21 | 13 | 14 | 2 | 477 | 291 | 3,669 | 2,893 | Q 2 |
| 7月～9月 | 20 | 17 | 10 | 5 | 558 | 263 | 3,595 | 2,510 | Q 3 |
| 10月～12月 | 24 | 18 | 20 | 1 | 721 | 288 | 3,508 | 2,204 | Q 4 |
| 平成15年 1月 | 8 | 34 | 11 | 53 | 225 | 313 | 1,226 | 2,351 | J a n . 2003 |
| 2月 | 7 | 16 | 2 | 2 | 210 | 305 | 1,226 | 2,328 | F e b . |
| 3月 | 6 | 14 | 5 | 2 | 167 | 319 | 1,278 | 2,424 | M a r . |
| 4月 | 7 | 13 | 4 | 2 | 162 | 320 | 1,288 | 2,345 | A p r . |
| 5月 | 7 | 13 | 5 | 2 | 176 | 300 | 1,163 | 2,650 | M a y |
| 6月 | 7 | 13 | 5 | 2 | 139 | 291 | 1,218 | 2,893 | J u n . |
| 7月 | 7 | 17 | 3 | 1 | 157 | 301 | 1,300 | 2,512 | J u l . |
| 8月 | 6 | 17 | 4 | 5 | 171 | 288 | 1,150 | 2,607 | A u g . |
| 9月 | 7 | 17 | 3 | 5 | 230 | 263 | 1,145 | 2,510 | S e p . |
| 10月 | 6 | 19 | 7 | 3 | 245 | 270 | 1,161 | 2,558 | O c t . |
| 11月 | 7 | 16 | 10 | 1 | 232 | 306 | 1,129 | 2,541 | N o v . |
| 12月 | 11 | 18 | 3 | 1 | 244 | 288 | 1,218 | 2,204 | D e c . |

単位 (Unit) : t

| 年 月 | 紡績 Spinning | | | | | | | | Year, Quarter and Month |
|-------------|--|-------------------------------|---|-------------------------------|--|-------------------------------|---------------------------------|-------------------------------|--|
| | キュプラスフ Cuprammonium rayon staple fibers | | その他の再生・半合成繊維 Other regenerated fibers and semisynthetic fibers | | 合成繊維短繊維 1～5 Synthetic staple fibers | | 1 ナイロン Nylon staple fibers | | |
| | 消費数量 Consumption Quantity | 在庫数量 Inventory Quantity | 消費数量 Consumption Quantity | 在庫数量 Inventory Quantity | 消費数量 Consumption Quantity | 在庫数量 Inventory Quantity | 消費数量 Consumption Quantity | 在庫数量 Inventory Quantity | |
| 平成11年 | 914 | 57 | 1,650 | 147 | 133,979 | 5,625 | 2,553 | 105 | C. Y. 1999 2000 2001 2002 2003 |
| 12 | 725 | 55 | 2,643 | 394 | 125,007 | 5,269 | 2,827 | 92 | |
| 13 | 318 | 9 | 1,655 | 189 | 104,054 | 4,452 | 2,406 | 93 | |
| 14 | 146 | 41 | 1,325 | 141 | 82,942 | 3,803 | 1,993 | 101 | |
| 15 | 178 | 15 | 2,097 | 423 | 73,899 | 3,474 | 2,131 | 87 | |
| 平成13年度 | 243 | 14 | 1,622 | 133 | 96,989 | 4,022 | 2,349 | 99 | F. Y. 2001 2002 |
| 14 | 176 | 32 | 1,353 | 178 | 80,607 | 3,697 | 1,975 | 70 | |
| 平成15年 1月～3月 | 47 | 32 | 369 | 178 | 18,269 | 3,697 | 467 | 70 | Q 1 2003 |
| 4月～6月 | 50 | 30 | 726 | 124 | 18,992 | 3,657 | 511 | 90 | Q 2 |
| 7月～9月 | 50 | 29 | 443 | 357 | 18,615 | 3,595 | 618 | 83 | Q 3 |
| 10月～12月 | 31 | 15 | 559 | 423 | 18,023 | 3,474 | 535 | 87 | Q 4 |
| 平成15年 1月 | 17 | 47 | 130 | 169 | 5,966 | 3,737 | 172 | 78 | Jan. 2003 |
| 2月 | 21 | 45 | 55 | 184 | 6,113 | 3,678 | 149 | 72 | Feb. |
| 3月 | 9 | 32 | 184 | 178 | 6,190 | 3,697 | 146 | 70 | Mar. |
| 4月 | 22 | 44 | 242 | 167 | 6,301 | 4,102 | 158 | 75 | Apr. |
| 5月 | 17 | 22 | 239 | 169 | 6,244 | 3,792 | 161 | 82 | May |
| 6月 | 11 | 30 | 245 | 124 | 6,447 | 3,657 | 192 | 90 | Jun. |
| 7月 | 21 | 29 | 153 | 265 | 6,457 | 3,676 | 214 | 114 | Jul. |
| 8月 | 18 | 41 | 172 | 296 | 5,800 | 3,455 | 176 | 66 | Aug. |
| 9月 | 11 | 29 | 118 | 357 | 6,358 | 3,595 | 228 | 83 | Sep. |
| 10月 | 13 | 16 | 226 | 452 | 6,469 | 3,437 | 211 | 73 | Oct. |
| 11月 | 9 | 21 | 192 | 493 | 5,894 | 3,332 | 149 | 87 | Nov. |
| 12月 | 9 | 15 | 141 | 423 | 5,660 | 3,474 | 175 | 87 | Dec. |

| 年 月 | 紡績 Spinning | | | | | | | | Year, Quarter and Month |
|-------------|---------------------------------|-------------------------------|---------------------------------|-------------------------------|-------------------------------------|-------------------------------|--------------------------------------|-------------------------------|--|
| | 2 ビニロン Vinylon staple fibers | | 3 アクリル Acrylic staple fibers | | 4 ポリエステル Polyester staple fibers | | 5 その他の合成繊維 Other synthetic fibers | | |
| | 消費数量 Consumption Quantity | 在庫数量 Inventory Quantity | 消費数量 Consumption Quantity | 在庫数量 Inventory Quantity | 消費数量 Consumption Quantity | 在庫数量 Inventory Quantity | 消費数量 Consumption Quantity | 在庫数量 Inventory Quantity | |
| 平成11年 | 6,950 | 137 | 58,757 | 1,731 | 61,887 | 3,453 | 3,832 | 199 | C. Y. 1999 2000 2001 2002 2003 |
| 12 | 7,001 | 129 | 51,662 | 1,577 | 59,986 | 3,349 | 3,531 | 122 | |
| 13 | 5,695 | 157 | 41,939 | 1,131 | 50,602 | 2,961 | 3,412 | 110 | |
| 14 | 5,263 | 225 | 31,940 | 1,146 | 41,522 | 2,166 | 2,224 | 165 | |
| 15 | 5,262 | 138 | 25,994 | 809 | 38,116 | 2,360 | 2,396 | 80 | |
| 平成13年度 | 5,749 | 245 | 38,373 | 973 | 47,349 | 2,640 | 3,169 | 65 | F. Y. 2001 2002 |
| 14 | 5,115 | 213 | 31,132 | 955 | 40,160 | 2,328 | 2,225 | 131 | |
| 平成15年 1月～3月 | 1,244 | 213 | 6,632 | 955 | 9,347 | 2,328 | 579 | 131 | Q 1 2003 |
| 4月～6月 | 1,339 | 234 | 6,981 | 977 | 9,573 | 2,281 | 588 | 75 | Q 2 |
| 7月～9月 | 1,308 | 199 | 6,503 | 929 | 9,597 | 2,298 | 589 | 86 | Q 3 |
| 10月～12月 | 1,371 | 138 | 5,878 | 809 | 9,599 | 2,360 | 640 | 80 | Q 4 |
| 平成15年 1月 | 423 | 203 | 2,125 | 1,033 | 3,086 | 2,344 | 160 | 79 | Jan. 2003 |
| 2月 | 384 | 222 | 2,327 | 935 | 3,046 | 2,294 | 207 | 155 | Feb. |
| 3月 | 437 | 213 | 2,180 | 955 | 3,215 | 2,328 | 212 | 131 | Mar. |
| 4月 | 407 | 235 | 2,329 | 996 | 3,202 | 2,644 | 205 | 152 | Apr. |
| 5月 | 485 | 208 | 2,286 | 1,001 | 3,135 | 2,425 | 177 | 76 | May |
| 6月 | 447 | 234 | 2,366 | 977 | 3,236 | 2,281 | 206 | 75 | Jun. |
| 7月 | 457 | 249 | 2,294 | 864 | 3,283 | 2,370 | 209 | 79 | Jul. |
| 8月 | 412 | 216 | 2,036 | 804 | 2,996 | 2,296 | 180 | 73 | Aug. |
| 9月 | 439 | 199 | 2,173 | 929 | 3,318 | 2,298 | 200 | 86 | Sep. |
| 10月 | 503 | 171 | 2,065 | 809 | 3,423 | 2,310 | 267 | 74 | Oct. |
| 11月 | 443 | 126 | 1,949 | 706 | 3,172 | 2,334 | 181 | 79 | Nov. |
| 12月 | 425 | 138 | 1,864 | 809 | 3,004 | 2,360 | 192 | 80 | Dec. |

単位 (Unit) : t

| 年 月 | 製綿 Wadding | | | | | | | | Year, Quarter and Month |
|-------------|---------------------------------|-------------------------------|---------------------------------|-------------------------------|--|-------------------------------|-------------------------------------|-------------------------------|-------------------------------|
| | 綿花 Cotton | | 落綿 Waste cotton | | 合成繊維短繊維計1～2 Synthetic staple fibers | | 1 ポリエステル Polyester staple fibers | | |
| | 消費数量 Consumption Quantity | 在庫数量 Inventory Quantity | 消費数量 Consumption Quantity | 在庫数量 Inventory Quantity | 消費数量 Consumption Quantity | 在庫数量 Inventory Quantity | 消費数量 Consumption Quantity | 在庫数量 Inventory Quantity | |
| 平成11年 | 1,710 | 460 | 2,916 | 183 | 14,427 | 561 | 13,615 | 504 | C. Y. 1999 |
| 12 | 1,086 | 417 | 1,737 | 132 | 13,468 | 466 | 13,148 | 423 | 2000 |
| 13 | 787 | 346 | 1,266 | 118 | 12,555 | 337 | 12,306 | 309 | 2001 |
| 14 | 691 | 149 | 1,240 | 83 | 11,117 | 402 | 10,856 | 376 | 2002 |
| 15 | 628 | 258 | 1,016 | 77 | 10,709 | 355 | 10,505 | 320 | 2003 |
| 平成13年度 | 805 | 165 | 1,285 | 91 | 12,080 | 317 | 11,832 | 280 | F. Y. 2001 |
| 14 | 647 | 170 | 1,139 | 84 | 10,955 | 378 | 10,709 | 349 | 2002 |
| 平成15年 1月～3月 | 154 | 170 | 233 | 84 | 2,594 | 378 | 2,542 | 349 | Q 1 2003 |
| 4月～6月 | 132 | 233 | 226 | 80 | 2,347 | 366 | 2,300 | 335 | Q 2 |
| 7月～9月 | 145 | 272 | 254 | 78 | 2,824 | 335 | 2,781 | 296 | Q 3 |
| 10月～12月 | 196 | 258 | 303 | 77 | 2,944 | 355 | 2,882 | 320 | Q 4 |
| 平成15年 1月 | 54 | 150 | 78 | 91 | 903 | 389 | 882 | 359 | Jan. 2003 |
| 2月 | 49 | 164 | 77 | 83 | 816 | 387 | 803 | 357 | Feb. |
| 3月 | 51 | 170 | 78 | 84 | 875 | 378 | 856 | 349 | Mar. |
| 4月 | 43 | 180 | 76 | 78 | 829 | 395 | 810 | 355 | Apr. |
| 5月 | 44 | 216 | 73 | 80 | 751 | 384 | 737 | 346 | May |
| 6月 | 45 | 233 | 78 | 80 | 767 | 366 | 753 | 335 | Jun. |
| 7月 | 48 | 241 | 84 | 77 | 911 | 336 | 897 | 303 | Jul. |
| 8月 | 45 | 275 | 81 | 78 | 908 | 329 | 894 | 299 | Aug. |
| 9月 | 52 | 272 | 89 | 78 | 1,006 | 335 | 990 | 296 | Sep. |
| 10月 | 74 | 283 | 99 | 84 | 1,108 | 309 | 1,085 | 278 | Oct. |
| 11月 | 62 | 276 | 103 | 87 | 926 | 348 | 908 | 309 | Nov. |
| 12月 | 60 | 258 | 101 | 77 | 910 | 355 | 889 | 320 | Dec. |

| 年 月 | 製綿 Wadding | | | | 敷物・フェルト・不織布 Covering, Felt and non-woven fabrics | | | | Year, Quarter and Month |
|-------------|--------------------------------------|-------------------------------|---------------------------------|-------------------------------|---|-------------------------------|---------------------------------|-------------------------------|-------------------------------|
| | 2 その他の合成繊維 Other synthetic fibers | | 羊毛 Wool | | 洗上羊毛 Scoured wool | | 毛くず Hard mill waste | | |
| | 消費数量 Consumption Quantity | 在庫数量 Inventory Quantity | 消費数量 Consumption Quantity | 在庫数量 Inventory Quantity | 消費数量 Consumption Quantity | 在庫数量 Inventory Quantity | 消費数量 Consumption Quantity | 在庫数量 Inventory Quantity | |
| 平成11年 | 812 | 57 | 4,741 | 521 | 637 | 114 | 1,682 | 299 | C. Y. 1999 |
| 12 | 320 | 43 | 4,861 | 405 | 653 | 122 | 1,697 | 219 | 2000 |
| 13 | 249 | 28 | 4,158 | 471 | 563 | 145 | 1,500 | 166 | 2001 |
| 14 | 262 | 27 | 3,729 | 423 | 517 | 127 | 1,396 | 206 | 2002 |
| 15 | 204 | 35 | 3,619 | 354 | 502 | 97 | 1,248 | 111 | 2003 |
| 平成13年度 | 249 | 36 | 4,108 | 458 | 531 | 109 | 1,425 | 142 | F. Y. 2001 |
| 14 | 247 | 29 | 3,526 | 363 | 545 | 120 | 1,402 | 196 | 2002 |
| 平成15年 1月～3月 | 53 | 29 | 944 | 363 | 140 | 120 | 328 | 196 | Q 1 2003 |
| 4月～6月 | 46 | 30 | 804 | 371 | 134 | 117 | 330 | 156 | Q 2 |
| 7月～9月 | 43 | 39 | 823 | 325 | 109 | 106 | 292 | 154 | Q 3 |
| 10月～12月 | 62 | 35 | 1,048 | 354 | 119 | 97 | 299 | 111 | Q 4 |
| 平成15年 1月 | 21 | 30 | 313 | 388 | 46 | 129 | 112 | 211 | Jan. 2003 |
| 2月 | 13 | 29 | 289 | 396 | 49 | 119 | 113 | 194 | Feb. |
| 3月 | 18 | 29 | 342 | 363 | 45 | 120 | 102 | 196 | Mar. |
| 4月 | 19 | 39 | 266 | 403 | 49 | 127 | 113 | 183 | Apr. |
| 5月 | 13 | 37 | 273 | 408 | 43 | 122 | 110 | 179 | May |
| 6月 | 14 | 30 | 266 | 371 | 43 | 117 | 106 | 156 | Jun. |
| 7月 | 14 | 33 | 287 | 381 | 40 | 113 | 106 | 163 | Jul. |
| 8月 | 13 | 30 | 249 | 375 | 38 | 105 | 102 | 162 | Aug. |
| 9月 | 16 | 39 | 287 | 325 | 32 | 106 | 83 | 154 | Sep. |
| 10月 | 23 | 32 | 359 | 317 | 37 | 102 | 99 | 144 | Oct. |
| 11月 | 18 | 40 | 343 | 366 | 44 | 103 | 107 | 140 | Nov. |
| 12月 | 21 | 35 | 346 | 354 | 38 | 97 | 93 | 111 | Dec. |

単位 (Unit) : t

| 年 月 | 敷物・フェルト・不織布 Covering, Felt and Non-woven fabrics | | | | | | | | | | Year, Quarter and Month |
|-------------|---|-------------------------------|---------------------------------|-------------------------------|---------------------------------|-------------------------------|---------------------------------|-------------------------------|---------------------------------|-------------------------------|--|
| | ビスコーススフ Viscose rayon staple fibers | | 合成繊維計 Synthetic fibers total | | ナイロン Nylon fibers | | ポリエステル Polyester fibers | | ポリプロピレン Polypropylene fibers | | |
| | 消費数量 Consumption Quantity | 在庫数量 Inventory Quantity | 消費数量 Consumption Quantity | 在庫数量 Inventory Quantity | 消費数量 Consumption Quantity | 在庫数量 Inventory Quantity | 消費数量 Consumption Quantity | 在庫数量 Inventory Quantity | 消費数量 Consumption Quantity | 在庫数量 Inventory Quantity | |
| 平成11年 | 18,250 | 539 | 236,094 | 8,691 | 16,779 | 1,373 | 102,543 | 4,246 | 73,572 | 2,237 | C. Y. 1999 2000 2001 2002 2003 |
| 12 | 19,236 | 502 | 234,282 | 7,849 | 14,378 | 1,085 | 107,544 | 4,120 | 70,057 | 1,754 | |
| 13 | 17,684 | 586 | 240,992 | 7,649 | 13,302 | 964 | 106,461 | 4,132 | 81,489 | 1,858 | |
| 14 | 17,269 | 692 | 244,617 | 7,274 | 13,031 | 914 | 111,795 | 3,777 | 84,330 | 1,701 | |
| 15 | 17,211 | 1,603 | 244,996 | 6,858 | 13,635 | 721 | 113,656 | 3,303 | 86,461 | 2,023 | |
| 平成13年度 | 17,479 | 522 | 241,854 | 6,532 | 13,222 | 945 | 106,859 | 3,413 | 82,987 | 1,520 | F. Y. 2001 2002 |
| 14 | 17,205 | 538 | 245,716 | 6,424 | 13,219 | 760 | 113,631 | 3,244 | 84,445 | 1,530 | |
| 平成15年 1月～3月 | 4,268 | 538 | 60,808 | 6,424 | 3,151 | 760 | 28,416 | 3,244 | 21,212 | 1,530 | Q 1 2003 |
| 4月～6月 | 4,353 | 761 | 60,448 | 6,735 | 3,513 | 912 | 27,656 | 3,303 | 21,840 | 1,632 | Q 2 |
| 7月～9月 | 4,404 | 932 | 60,425 | 6,316 | 3,491 | 748 | 27,781 | 3,243 | 21,704 | 1,570 | Q 3 |
| 10月～12月 | 4,187 | 1,603 | 63,314 | 6,858 | 3,479 | 721 | 29,804 | 3,303 | 21,706 | 2,023 | Q 4 |
| 平成15年 1月 | 1,532 | 584 | 20,233 | 6,593 | 1,178 | 822 | 9,327 | 3,427 | 7,052 | 1,482 | Jan. 2003 |
| 2月 | 1,342 | 572 | 19,937 | 6,669 | 981 | 828 | 9,117 | 3,306 | 7,188 | 1,686 | Feb. |
| 3月 | 1,394 | 538 | 20,639 | 6,424 | 992 | 760 | 9,972 | 3,244 | 6,972 | 1,530 | Mar. |
| 4月 | 1,519 | 649 | 21,020 | 6,503 | 1,207 | 822 | 9,815 | 3,260 | 7,564 | 1,516 | Apr. |
| 5月 | 1,379 | 712 | 19,793 | 6,585 | 1,295 | 828 | 8,822 | 3,283 | 7,192 | 1,628 | May |
| 6月 | 1,455 | 761 | 19,635 | 6,735 | 1,011 | 912 | 9,019 | 3,303 | 7,084 | 1,632 | Jun. |
| 7月 | 1,462 | 911 | 20,878 | 6,273 | 1,327 | 777 | 9,661 | 3,136 | 7,451 | 1,605 | Jul. |
| 8月 | 1,434 | 907 | 19,248 | 6,417 | 1,010 | 765 | 8,772 | 3,217 | 7,028 | 1,665 | Aug. |
| 9月 | 1,508 | 932 | 20,298 | 6,316 | 1,155 | 748 | 9,348 | 3,243 | 7,225 | 1,570 | Sep. |
| 10月 | 1,513 | 1,039 | 21,844 | 6,416 | 1,178 | 784 | 10,341 | 3,396 | 7,598 | 1,470 | Oct. |
| 11月 | 1,415 | 1,191 | 20,859 | 6,120 | 1,168 | 758 | 9,925 | 3,220 | 6,994 | 1,497 | Nov. |
| 12月 | 1,260 | 1,603 | 20,611 | 6,858 | 1,134 | 721 | 9,538 | 3,303 | 7,114 | 2,023 | Dec. |

| 年 月 | 敷物・フェルト・不織布 Covering, Felt and Non-woven fabrics | | | | | | | | Year, Quarter and Month |
|-------------|---|-------------------------------|---------------------------------|-------------------------------|---------------------------------|-------------------------------|---------------------------------|-------------------------------|--|
| | その他の合成繊維 Other synthetic fibers | | パルプ Pulp | | ガラス繊維 Glass fiber | | その他(脂付羊毛を除く) Others | | |
| | 消費数量 Consumption Quantity | 在庫数量 Inventory Quantity | 消費数量 Consumption Quantity | 在庫数量 Inventory Quantity | 消費数量 Consumption Quantity | 在庫数量 Inventory Quantity | 消費数量 Consumption Quantity | 在庫数量 Inventory Quantity | |
| 平成11年 | 43,199 | 835 | 21,909 | 1,910 | 2,929 | 186 | 30,028 | 689 | C. Y. 1999 2000 2001 2002 2003 |
| 12 | 42,303 | 890 | 22,072 | 1,800 | 3,874 | 260 | 34,491 | 582 | |
| 13 | 39,739 | 695 | 20,804 | 1,177 | 3,652 | 236 | 31,402 | 1,276 | |
| 14 | 35,461 | 881 | 20,680 | 2,237 | 2,821 | 201 | 27,117 | 1,135 | |
| 15 | 31,243 | 811 | 20,562 | 2,556 | 2,127 | 242 | 24,494 | 609 | |
| 平成13年度 | 38,785 | 654 | 20,266 | 1,643 | 3,633 | 236 | 30,796 | 1,126 | F. Y. 2001 2002 |
| 14 | 34,421 | 890 | 20,945 | 2,471 | 2,573 | 193 | 25,179 | 1,220 | |
| 平成15年 1月～3月 | 8,029 | 890 | 4,780 | 2,471 | 582 | 193 | 5,776 | 1,220 | Q 1 2003 |
| 4月～6月 | 7,440 | 888 | 5,241 | 1,948 | 418 | 206 | 6,157 | 918 | Q 2 |
| 7月～9月 | 7,449 | 754 | 5,226 | 1,962 | 492 | 280 | 6,260 | 570 | Q 3 |
| 10月～12月 | 8,325 | 811 | 5,316 | 2,556 | 635 | 242 | 6,301 | 609 | Q 4 |
| 平成15年 1月 | 2,676 | 862 | 1,448 | 2,082 | 215 | 214 | 1,839 | 1,099 | Jan. 2003 |
| 2月 | 2,652 | 849 | 1,619 | 1,882 | 181 | 206 | 1,750 | 957 | Feb. |
| 3月 | 2,702 | 890 | 1,713 | 2,471 | 186 | 193 | 2,188 | 1,220 | Mar. |
| 4月 | 2,434 | 906 | 1,637 | 2,354 | 143 | 269 | 2,056 | 1,119 | Apr. |
| 5月 | 2,484 | 846 | 1,681 | 2,246 | 128 | 256 | 2,018 | 1,067 | May |
| 6月 | 2,522 | 888 | 1,923 | 1,948 | 147 | 206 | 2,083 | 918 | Jun. |
| 7月 | 2,439 | 755 | 1,657 | 1,577 | 161 | 243 | 2,249 | 896 | Jul. |
| 8月 | 2,439 | 770 | 1,697 | 1,876 | 161 | 257 | 1,844 | 764 | Aug. |
| 9月 | 2,571 | 754 | 1,872 | 1,962 | 169 | 280 | 2,167 | 570 | Sep. |
| 10月 | 2,728 | 767 | 1,859 | 2,119 | 207 | 270 | 2,272 | 552 | Oct. |
| 11月 | 2,772 | 645 | 1,898 | 2,203 | 193 | 217 | 2,046 | 584 | Nov. |
| 12月 | 2,825 | 811 | 1,558 | 2,556 | 236 | 242 | 1,983 | 609 | Dec. |

3) 原糸 Material yarn ①織物 Woven fabrics

単位 (Unit) : t

| 年 月 | 綿糸 Cotton yarn | | | | | | 毛糸 (1~2) Woolen and worsted yarn | | | | | | Year, Quarter and Month | |
|--------|------------------------------|--|-------------------------------|---------------------------------------|-------------------------------------|-------------------------------|-------------------------------------|--|-------------------------------|---------------------------------------|-------------------------------------|-------------------------------|-------------------------------|-----------|
| | 消費数量 Consumption Quantity | | | | | 在庫数量 Inventory Quantity | 消費数量 Consumption Quantity | | | | | 在庫数量 Inventory Quantity | | |
| | 計 Total | 綿スフ Cotton staple fabrics industry | 毛 Wool fabrics industry | 絹人絹 Silk rayon fabrics industry | 麻 Bast fiber fabrics industry | | 計 Total | 綿スフ Cotton staple fabrics industry | 毛 Wool fabrics industry | 絹人絹 Silk rayon fabrics industry | 麻 Bast fiber fabrics industry | | | |
| 平成11年 | 190,753 | 188,315 | 362 | 2,043 | 34 | 8,421 | 45,891 | 9,803 | 35,831 | 257 | - | 3,553 | C. Y. 1999 | |
| 12 | 173,269 | 171,003 | 201 | 2,045 | 20 | 9,165 | 23,802 | 3,441 | 20,142 | 219 | - | 3,043 | 2000 | |
| 13 | 153,843 | 151,662 | 200 | 1,967 | 15 | 8,476 | 23,091 | 3,478 | 19,355 | 258 | - | 2,654 | 2001 | |
| 14 | 138,140 | 135,725 | 183 | 2,209 | 24 | 8,216 | 21,180 | 3,578 | 17,359 | 244 | - | 2,212 | 2002 | |
| 15 | 126,192 | 124,049 | 224 | 1,895 | 24 | 8,844 | 18,764 | 3,285 | 15,246 | 233 | - | 1,870 | 2003 | |
| 平成13年度 | 148,138 | 145,909 | 203 | 2,006 | 20 | 8,292 | 22,700 | 3,520 | 18,919 | 261 | - | 2,630 | F. Y. 2001 | |
| 14 | 136,739 | 134,371 | 200 | 2,146 | 22 | 8,222 | 20,478 | 3,539 | 16,700 | 239 | - | 2,235 | 2002 | |
| 平成15年 | 1月~3月 | 32,687 | 32,133 | 76 | 472 | 7 | 8,222 | 4,293 | 813 | 3,416 | 64 | - | 2,235 | Q 1 2003 |
| | 4月~6月 | 32,390 | 31,881 | 52 | 452 | 5 | 8,961 | 4,722 | 824 | 3,837 | 61 | - | 2,222 | Q 2 |
| | 7月~9月 | 29,902 | 29,395 | 37 | 465 | 5 | 9,266 | 5,058 | 835 | 4,163 | 60 | - | 2,135 | Q 3 |
| | 10月~12月 | 31,212 | 30,641 | 59 | 506 | 6 | 8,844 | 4,691 | 813 | 3,830 | 48 | - | 1,870 | Q 4 |
| 平成15年 | 1月 | 10,694 | 10,501 | 26 | 164 | 2 | 8,201 | 1,426 | 271 | 1,130 | 25 | - | 2,231 | Jan. 2003 |
| | 2月 | 11,000 | 10,820 | 23 | 153 | 3 | 8,471 | 1,412 | 270 | 1,127 | 15 | - | 2,220 | Feb. |
| | 3月 | 10,994 | 10,811 | 27 | 154 | 1 | 8,222 | 1,456 | 273 | 1,159 | 24 | - | 2,235 | Mar. |
| | 4月 | 11,083 | 10,896 | 23 | 163 | 2 | 8,636 | 1,504 | 273 | 1,203 | 28 | - | 2,282 | Apr. |
| | 5月 | 10,710 | 10,553 | 12 | 143 | 1 | 8,954 | 1,591 | 276 | 1,300 | 15 | - | 2,199 | May |
| | 6月 | 10,597 | 10,432 | 17 | 147 | 2 | 8,961 | 1,627 | 275 | 1,334 | 18 | - | 2,222 | Jun. |
| | 7月 | 10,570 | 10,395 | 15 | 158 | 2 | 9,235 | 1,664 | 284 | 1,362 | 18 | - | 2,191 | Jul. |
| | 8月 | 9,194 | 9,026 | 13 | 153 | 2 | 9,075 | 1,652 | 267 | 1,359 | 25 | - | 2,179 | Aug. |
| | 9月 | 10,138 | 9,973 | 10 | 153 | 2 | 9,266 | 1,742 | 284 | 1,441 | 17 | - | 2,135 | Sep. |
| | 10月 | 10,371 | 10,187 | 16 | 166 | 2 | 8,886 | 1,735 | 285 | 1,433 | 17 | - | 2,089 | Oct. |
| | 11月 | 10,423 | 10,228 | 24 | 169 | 3 | 8,998 | 1,546 | 264 | 1,265 | 16 | - | 1,961 | Nov. |
| | 12月 | 10,417 | 10,225 | 19 | 171 | 2 | 8,844 | 1,409 | 264 | 1,131 | 14 | - | 1,870 | Dec. |

| 年 月 | 1 そ毛糸 Worsted yarn | | | | | | 2 紡毛糸 Woolen yarn | | | | | | Year, Quarter and Month | |
|--------|------------------------------|--|-------------------------------|---------------------------------------|-------------------------------------|-------------------------------|------------------------------|--|-------------------------------|---------------------------------------|-------------------------------------|-------------------------------|-------------------------------|-----------|
| | 消費数量 Consumption Quantity | | | | | 在庫数量 Inventory Quantity | 消費数量 Consumption Quantity | | | | | 在庫数量 Inventory Quantity | | |
| | 計 Total | 綿スフ Cotton staple fabrics industry | 毛 Wool fabrics industry | 絹人絹 Silk rayon fabrics industry | 麻 Bast fiber fabrics industry | | 計 Total | 綿スフ Cotton staple fabrics industry | 毛 Wool fabrics industry | 絹人絹 Silk rayon fabrics industry | 麻 Bast fiber fabrics industry | | | |
| 平成11年 | 35,366 | 6,280 | 28,859 | 227 | - | 2,631 | 10,525 | 3,523 | 6,972 | 30 | - | 922 | C. Y. 1999 | |
| 12 | 19,148 | 2,297 | 16,655 | 197 | - | 2,486 | 4,654 | 1,144 | 3,488 | 22 | - | 557 | 2000 | |
| 13 | 18,500 | 2,439 | 15,824 | 237 | - | 2,177 | 4,590 | 1,039 | 3,531 | 20 | - | 477 | 2001 | |
| 14 | 17,003 | 2,535 | 14,239 | 229 | - | 1,813 | 4,178 | 1,043 | 3,119 | 15 | - | 399 | 2002 | |
| 15 | 15,395 | 2,358 | 12,830 | 207 | - | 1,601 | 3,368 | 927 | 2,416 | 26 | - | 269 | 2003 | |
| 平成13年度 | 18,249 | 2,458 | 15,550 | 242 | - | 2,161 | 4,451 | 1,062 | 3,370 | 19 | - | 469 | F. Y. 2001 | |
| 14 | 16,410 | 2,529 | 13,658 | 223 | - | 1,867 | 4,068 | 1,010 | 3,042 | 15 | - | 368 | 2002 | |
| 平成15年 | 1月~3月 | 3,523 | 576 | 2,888 | 59 | - | 1,867 | 770 | 238 | 528 | 4 | - | 368 | Q 1 2003 |
| | 4月~6月 | 3,898 | 601 | 3,239 | 58 | - | 1,821 | 824 | 223 | 598 | 3 | - | 402 | Q 2 |
| | 7月~9月 | 4,060 | 605 | 3,409 | 46 | - | 1,761 | 998 | 230 | 754 | 14 | - | 375 | Q 3 |
| | 10月~12月 | 3,915 | 576 | 3,294 | 45 | - | 1,601 | 776 | 237 | 536 | 3 | - | 269 | Q 4 |
| 平成15年 | 1月 | 1,111 | 185 | 902 | 24 | - | 1,842 | 314 | 85 | 227 | 1 | - | 389 | Jan. 2003 |
| | 2月 | 1,176 | 193 | 969 | 14 | - | 1,836 | 236 | 77 | 158 | 1 | - | 384 | Feb. |
| | 3月 | 1,235 | 197 | 1,016 | 22 | - | 1,867 | 220 | 75 | 143 | 2 | - | 368 | Mar. |
| | 4月 | 1,249 | 197 | 1,024 | 27 | - | 1,897 | 256 | 76 | 178 | 1 | - | 385 | Apr. |
| | 5月 | 1,304 | 201 | 1,089 | 14 | - | 1,796 | 287 | 74 | 211 | 1 | - | 403 | May |
| | 6月 | 1,345 | 203 | 1,126 | 16 | - | 1,821 | 282 | 73 | 208 | 1 | - | 402 | Jun. |
| | 7月 | 1,377 | 212 | 1,149 | 17 | - | 1,793 | 287 | 72 | 214 | 1 | - | 398 | Jul. |
| | 8月 | 1,297 | 191 | 1,093 | 13 | - | 1,771 | 355 | 76 | 266 | 12 | - | 408 | Aug. |
| | 9月 | 1,386 | 203 | 1,167 | 16 | - | 1,761 | 356 | 81 | 274 | 1 | - | 375 | Sep. |
| | 10月 | 1,409 | 203 | 1,190 | 16 | - | 1,756 | 327 | 82 | 244 | 1 | - | 333 | Oct. |
| | 11月 | 1,306 | 187 | 1,104 | 15 | - | 1,630 | 240 | 77 | 161 | 1 | - | 331 | Nov. |
| | 12月 | 1,200 | 187 | 1,000 | 13 | - | 1,601 | 210 | 77 | 131 | 1 | - | 269 | Dec. |

単位 (Unit) : t

| 年 月 | 生糸・玉糸 Silk yarn | | | | | | 絹紡糸 Spun silk yarn | | | | | | Year, Quarter and Month |
|-------------|------------------------------|--|-------------------------------|---------------------------------------|-------------------------------------|-------------------------------|------------------------------|--|-------------------------------|---------------------------------------|-------------------------------------|-------------------------------|---|
| | 消費数量 Consumption Quantity | | | | | 在庫数量 Inventory Quantity | 消費数量 Consumption Quantity | | | | | 在庫数量 Inventory Quantity | |
| | 計 Total | 綿スフ Cotton staple fabrics industry | 毛 Wool fabrics industry | 絹人絹 Silk rayon fabrics industry | 麻 Bast fiber fabrics industry | | 計 Total | 綿スフ Cotton staple fabrics industry | 毛 Wool fabrics industry | 絹人絹 Silk rayon fabrics industry | 麻 Bast fiber fabrics industry | | |
| 平成11年 | 4,399 | 2 | 4 | 4,374 | 19 | 299 | 396 | 54 | 5 | 332 | 5 | 42 | C. Y. 1999 2000 2001 2002 2003 |
| 12 | 4,105 | 1 | 0 | 4,086 | 18 | 272 | 390 | 65 | 14 | 304 | 7 | 41 | |
| 13 | 3,842 | 1 | 0 | 3,821 | 20 | 232 | 364 | 57 | 18 | 282 | 7 | 37 | |
| 14 | 3,498 | 1 | 3 | 3,476 | 18 | 221 | 340 | 68 | 15 | 252 | 5 | 45 | |
| 15 | 3,226 | 1 | 1 | 3,204 | 20 | 221 | 284 | 20 | 9 | 252 | 2 | 28 | |
| 平成13年度 | 3,772 | 1 | 1 | 3,751 | 19 | 219 | 365 | 74 | 15 | 269 | 7 | 54 | F. Y. 2001 2002 |
| 14 | 3,404 | 1 | 2 | 3,382 | 20 | 207 | 322 | 43 | 15 | 258 | 5 | 40 | |
| 平成15年 1月～3月 | 778 | 0 | 0 | 772 | 5 | 207 | 73 | 4 | 1 | 66 | 1 | 40 | Q 1 2003 Q 2 Q 3 Q 4 |
| 4月～6月 | 831 | 0 | 0 | 825 | 5 | 199 | 74 | 6 | 2 | 66 | 1 | 37 | |
| 7月～9月 | 803 | 0 | 0 | 798 | 5 | 191 | 68 | 6 | 2 | 60 | 0 | 31 | |
| 10月～12月 | 814 | 0 | 0 | 809 | 5 | 221 | 69 | 4 | 4 | 61 | 0 | 28 | |
| 平成15年 1月 | 225 | 0 | 0 | 223 | 2 | 209 | 23 | 2 | 0 | 20 | 0 | 44 | J a n . 2003 F e b . M a r . A p r . M a y J u n . J u l . A u g . S e p . O c t . N o v . D e c . |
| 2月 | 276 | 0 | 0 | 275 | 2 | 212 | 23 | 1 | 0 | 21 | 0 | 42 | |
| 3月 | 276 | 0 | 0 | 274 | 2 | 207 | 27 | 1 | 1 | 25 | 0 | 40 | |
| 4月 | 274 | 0 | 0 | 272 | 2 | 202 | 26 | 2 | 1 | 23 | 0 | 39 | |
| 5月 | 271 | 0 | 0 | 269 | 2 | 202 | 25 | 2 | 0 | 22 | 0 | 40 | |
| 6月 | 285 | 0 | 0 | 284 | 2 | 199 | 23 | 2 | 1 | 21 | 0 | 37 | |
| 7月 | 272 | 0 | 0 | 270 | 2 | 197 | 23 | 2 | 1 | 21 | 0 | 36 | |
| 8月 | 252 | 0 | 0 | 251 | 1 | 198 | 24 | 3 | 1 | 20 | - | 35 | |
| 9月 | 279 | 0 | 0 | 277 | 2 | 191 | 21 | 1 | 1 | 19 | 0 | 31 | |
| 10月 | 267 | 0 | 0 | 265 | 2 | 211 | 23 | 1 | 2 | 21 | 0 | 28 | |
| 11月 | 273 | 0 | 0 | 272 | 2 | 218 | 22 | 1 | 2 | 19 | 0 | 28 | |
| 12月 | 273 | 0 | 0 | 272 | 1 | 221 | 23 | 1 | 1 | 21 | - | 28 | |

| 年 月 | 麻糸 Flax yarn | | | | | | ビスコース人絹糸 Viscose rayon yarn | | | | | | Year, Quarter and Month |
|-------------|------------------------------|--|-------------------------------|---------------------------------------|-------------------------------------|-------------------------------|--------------------------------|--|-------------------------------|---------------------------------------|-------------------------------------|-------------------------------|---|
| | 消費数量 Consumption Quantity | | | | | 在庫数量 Inventory Quantity | 消費数量 Consumption Quantity | | | | | 在庫数量 Inventory Quantity | |
| | 計 Total | 綿スフ Cotton staple fabrics industry | 毛 Wool fabrics industry | 絹人絹 Silk rayon fabrics industry | 麻 Bast fiber fabrics industry | | 計 Total | 綿スフ Cotton staple fabrics industry | 毛 Wool fabrics industry | 絹人絹 Silk rayon fabrics industry | 麻 Bast fiber fabrics industry | | |
| 平成11年 | 648 | 309 | 41 | 30 | 268 | 118 | 4,308 | 1,024 | 2 | 3,282 | - | 119 | C. Y. 1999 2000 2001 2002 2003 |
| 12 | 650 | 328 | 25 | 26 | 271 | 113 | 3,945 | 666 | 10 | 3,269 | - | 128 | |
| 13 | 595 | 327 | 21 | 24 | 222 | 121 | 3,134 | 664 | 34 | 2,436 | - | 152 | |
| 14 | 750 | 523 | 23 | 23 | 182 | 108 | 2,882 | 691 | 4 | 2,185 | 1 | 81 | |
| 15 | 685 | 499 | 20 | 20 | 146 | 135 | 3,165 | 722 | 3 | 2,440 | - | 69 | |
| 平成13年度 | 575 | 346 | 21 | 24 | 184 | 108 | 3,009 | 624 | 33 | 2,352 | - | 94 | F. Y. 2001 2002 |
| 14 | 774 | 554 | 19 | 23 | 178 | 100 | 2,962 | 715 | 2 | 2,244 | 1 | 76 | |
| 平成15年 1月～3月 | 192 | 141 | 6 | 5 | 40 | 100 | 770 | 204 | - | 566 | - | 76 | Q 1 2003 Q 2 Q 3 Q 4 |
| 4月～6月 | 136 | 98 | 2 | 5 | 32 | 111 | 812 | 188 | 1 | 623 | - | 97 | |
| 7月～9月 | 153 | 113 | 3 | 4 | 32 | 108 | 821 | 172 | 2 | 647 | - | 87 | |
| 10月～12月 | 204 | 147 | 9 | 6 | 43 | 135 | 762 | 158 | - | 604 | - | 69 | |
| 平成15年 1月 | 65 | 48 | 2 | 1 | 13 | 102 | 251 | 67 | - | 184 | - | 78 | J a n . 2003 F e b . M a r . A p r . M a y J u n . J u l . A u g . S e p . O c t . N o v . D e c . |
| 2月 | 69 | 50 | 2 | 2 | 14 | 97 | 254 | 65 | - | 190 | - | 78 | |
| 3月 | 58 | 43 | 2 | 2 | 13 | 100 | 265 | 72 | - | 193 | - | 76 | |
| 4月 | 51 | 38 | 1 | 2 | 11 | 97 | 263 | 69 | - | 193 | - | 84 | |
| 5月 | 41 | 29 | 1 | 2 | 10 | 98 | 258 | 46 | - | 212 | - | 112 | |
| 6月 | 44 | 31 | 1 | 1 | 11 | 111 | 291 | 73 | 1 | 217 | - | 97 | |
| 7月 | 59 | 46 | 0 | 2 | 11 | 114 | 273 | 45 | 1 | 227 | - | 97 | |
| 8月 | 39 | 28 | 0 | 2 | 9 | 107 | 280 | 68 | 1 | 211 | - | 90 | |
| 9月 | 54 | 39 | 2 | 1 | 12 | 108 | 268 | 59 | 1 | 208 | - | 87 | |
| 10月 | 64 | 44 | 3 | 2 | 15 | 109 | 268 | 55 | - | 213 | - | 81 | |
| 11月 | 57 | 40 | 3 | 2 | 13 | 123 | 262 | 66 | - | 197 | - | 73 | |
| 12月 | 82 | 63 | 3 | 2 | 14 | 135 | 231 | 37 | - | 194 | - | 69 | |

単位 (Unit) : t

| 年 月 | キュプラ系 Cuprammonium rayon yarn | | | | | | ビスコーススフ系 Viscose rayon staple yarn | | | | | | Year, Quarter and Month |
|-------------|----------------------------------|--|-------------------------------|---------------------------------------|-------------------------------------|-------------------------------|---------------------------------------|--|-------------------------------|---------------------------------------|-------------------------------------|-------------------------------|-------------------------------|
| | 消費数量 Consumption Quantity | | | | | 在庫数量 Inventory Quantity | 消費数量 Consumption Quantity | | | | | 在庫数量 Inventory Quantity | |
| | 計 Total | 綿スフ Cotton staple fabrics industry | 毛 Wool fabrics industry | 絹人絹 Silk rayon fabrics industry | 麻 Bast fiber fabrics industry | | 計 Total | 綿スフ Cotton staple fabrics industry | 毛 Wool fabrics industry | 絹人絹 Silk rayon fabrics industry | 麻 Bast fiber fabrics industry | | |
| 平成11年 | 6,784 | 603 | - | 6,170 | 11 | 244 | 28,428 | 25,591 | 458 | 2,371 | 7 | 638 | C. Y. 1999 |
| 12 | 4,544 | 298 | 4 | 4,235 | 6 | 154 | 19,952 | 17,379 | 411 | 2,156 | 7 | 740 | 2000 |
| 13 | 3,890 | 186 | 9 | 3,688 | 7 | 150 | 19,301 | 16,610 | 326 | 2,358 | 6 | 551 | 2001 |
| 14 | 3,438 | 85 | 20 | 3,326 | 7 | 125 | 16,355 | 14,470 | 278 | 1,606 | 1 | 509 | 2002 |
| 15 | 3,227 | 23 | 9 | 3,192 | 3 | 90 | 14,665 | 13,082 | 196 | 1,383 | 5 | 418 | 2003 |
| 平成13年度 | 3,851 | 165 | 11 | 3,667 | 7 | 142 | 18,646 | 16,152 | 305 | 2,185 | 4 | 531 | F. Y. 2001 |
| 14 | 3,389 | 69 | 18 | 3,295 | 6 | 118 | 16,018 | 14,238 | 264 | 1,515 | 1 | 464 | 2002 |
| 平成15年 1月～3月 | 800 | 13 | 2 | 784 | 1 | 118 | 3,790 | 3,396 | 57 | 337 | - | 464 | Q 1 2003 |
| 4月～6月 | 790 | 2 | 3 | 784 | 1 | 125 | 3,875 | 3,485 | 48 | 342 | 0 | 510 | Q 2 |
| 7月～9月 | 807 | 5 | 2 | 799 | 1 | 129 | 3,558 | 3,163 | 41 | 353 | 1 | 476 | Q 3 |
| 10月～12月 | 830 | 2 | 2 | 825 | 1 | 90 | 3,442 | 3,038 | 50 | 351 | 3 | 418 | Q 4 |
| 平成15年 1月 | 257 | 6 | 1 | 250 | 0 | 139 | 1,234 | 1,100 | 19 | 115 | - | 451 | Jan. 2003 |
| 2月 | 283 | 7 | 0 | 275 | 0 | 137 | 1,307 | 1,176 | 18 | 113 | - | 464 | Feb. |
| 3月 | 260 | 1 | 1 | 259 | 0 | 118 | 1,249 | 1,121 | 19 | 109 | - | 464 | Mar. |
| 4月 | 259 | 1 | 2 | 257 | 0 | 106 | 1,299 | 1,175 | 16 | 108 | 0 | 447 | Apr. |
| 5月 | 265 | 1 | 1 | 263 | 0 | 109 | 1,320 | 1,195 | 15 | 110 | 0 | 480 | May |
| 6月 | 266 | 1 | 1 | 265 | 0 | 125 | 1,255 | 1,115 | 16 | 124 | 0 | 510 | Jun. |
| 7月 | 269 | 3 | 0 | 266 | - | 133 | 1,222 | 1,085 | 16 | 121 | 0 | 484 | Jul. |
| 8月 | 246 | 1 | 1 | 244 | - | 133 | 1,139 | 1,020 | 12 | 107 | 0 | 433 | Aug. |
| 9月 | 292 | 1 | 1 | 289 | 1 | 129 | 1,197 | 1,058 | 14 | 125 | 0 | 476 | Sep. |
| 10月 | 273 | 1 | 1 | 271 | 0 | 97 | 1,157 | 1,022 | 14 | 119 | 1 | 446 | Oct. |
| 11月 | 264 | 1 | 1 | 262 | 0 | 82 | 1,149 | 1,015 | 17 | 115 | 1 | 405 | Nov. |
| 12月 | 293 | 1 | 0 | 292 | 0 | 90 | 1,136 | 1,001 | 18 | 117 | 1 | 418 | Dec. |

| 年 月 | アセテート系 Acetate yarn | | | | | | 合成繊維系計 Total of synthetic fiber yarn | | | | | | Year, Quarter and Month |
|-------------|------------------------------|--|-------------------------------|---------------------------------------|-------------------------------------|-------------------------------|---|--|-------------------------------|---------------------------------------|-------------------------------------|-------------------------------|-------------------------------|
| | 消費数量 Consumption Quantity | | | | | 在庫数量 Inventory Quantity | 消費数量 Consumption Quantity | | | | | 在庫数量 Inventory Quantity | |
| | 計 Total | 綿スフ Cotton staple fabrics industry | 毛 Wool fabrics industry | 絹人絹 Silk rayon fabrics industry | 麻 Bast fiber fabrics industry | | 計 Total | 綿スフ Cotton staple fabrics industry | 毛 Wool fabrics industry | 絹人絹 Silk rayon fabrics industry | 麻 Bast fiber fabrics industry | | |
| 平成11年 | 3,072 | 1 | 1 | 3,070 | - | 111 | 310,947 | 148,786 | 7,257 | 154,006 | 897 | 14,169 | C. Y. 1999 |
| 12 | 3,500 | - | 4 | 3,497 | - | 135 | 308,523 | 144,948 | 5,097 | 157,484 | 994 | 12,701 | 2000 |
| 13 | 3,062 | - | 1 | 3,061 | - | 144 | 297,530 | 134,193 | 5,159 | 157,368 | 809 | 10,895 | 2001 |
| 14 | 2,533 | - | 1 | 2,533 | - | 105 | 265,783 | 123,095 | 4,480 | 137,452 | 755 | 9,908 | 2002 |
| 15 | 3,197 | - | 0 | 3,196 | - | 179 | 250,067 | 120,899 | 4,006 | 124,393 | 770 | 9,916 | 2003 |
| 平成13年度 | 2,740 | - | 2 | 2,738 | - | 140 | 291,058 | 131,212 | 5,043 | 154,034 | 769 | 10,200 | F. Y. 2001 |
| 14 | 2,775 | - | - | 2,775 | - | 131 | 260,010 | 122,230 | 4,302 | 132,732 | 746 | 10,102 | 2002 |
| 平成15年 1月～3月 | 827 | - | - | 827 | - | 131 | 62,452 | 30,082 | 1,007 | 31,181 | 182 | 10,102 | Q 1 2003 |
| 4月～6月 | 795 | - | - | 795 | - | 162 | 64,000 | 31,003 | 973 | 31,842 | 183 | 10,087 | Q 2 |
| 7月～9月 | 779 | - | - | 779 | - | 143 | 61,411 | 29,552 | 1,041 | 30,615 | 203 | 10,027 | Q 3 |
| 10月～12月 | 796 | - | 0 | 796 | - | 179 | 62,204 | 30,262 | 985 | 30,755 | 202 | 9,916 | Q 4 |
| 平成15年 1月 | 242 | - | - | 242 | - | 153 | 20,089 | 9,483 | 347 | 10,206 | 54 | 10,067 | Jan. 2003 |
| 2月 | 288 | - | - | 288 | - | 135 | 20,779 | 10,067 | 351 | 10,296 | 65 | 10,057 | Feb. |
| 3月 | 297 | - | - | 297 | - | 131 | 21,584 | 10,532 | 310 | 10,678 | 64 | 10,102 | Mar. |
| 4月 | 274 | - | - | 274 | - | 120 | 21,864 | 10,724 | 314 | 10,766 | 60 | 10,272 | Apr. |
| 5月 | 255 | - | - | 255 | - | 151 | 20,983 | 10,121 | 313 | 10,487 | 63 | 10,226 | May |
| 6月 | 265 | - | - | 265 | - | 162 | 21,153 | 10,158 | 346 | 10,589 | 60 | 10,087 | Jun. |
| 7月 | 270 | - | - | 270 | - | 137 | 21,280 | 10,301 | 336 | 10,578 | 66 | 9,882 | Jul. |
| 8月 | 241 | - | - | 241 | - | 135 | 19,384 | 8,968 | 316 | 10,039 | 62 | 9,674 | Aug. |
| 9月 | 267 | - | - | 267 | - | 143 | 20,747 | 10,284 | 390 | 9,998 | 76 | 10,027 | Sep. |
| 10月 | 276 | - | - | 276 | - | 136 | 20,998 | 10,337 | 321 | 10,272 | 68 | 10,293 | Oct. |
| 11月 | 259 | - | - | 259 | - | 157 | 21,002 | 10,380 | 326 | 10,231 | 64 | 9,875 | Nov. |
| 12月 | 261 | - | 0 | 261 | - | 179 | 20,204 | 9,546 | 338 | 10,251 | 69 | 9,916 | Dec. |

単位 (Unit) : t

| 年 月 | 合成繊維長繊維計 Synthetic filament | | | | | | ナイロン Nylon filament | | | | | | Year, Quarter and Month |
|--------------|--------------------------------|--|-------------------------------|---------------------------------------|-------------------------------------|-------------------------------|------------------------------|--|-------------------------------|---------------------------------------|-------------------------------------|-------------------------------|--|
| | 消費数量 Consumption Quantity | | | | | 在庫数量 Inventory Quantity | 消費数量 Consumption Quantity | | | | | 在庫数量 Inventory Quantity | |
| | 計 Total | 綿スフ Cotton staple fabrics industry | 毛 Wool fabrics industry | 絹人絹 Silk rayon fabrics industry | 麻 Bast fiber fabrics industry | | 計 Total | 綿スフ Cotton staple fabrics industry | 毛 Wool fabrics industry | 絹人絹 Silk rayon fabrics industry | 麻 Bast fiber fabrics industry | | |
| 平成11年 | 219,313 | 75,499 | 672 | 143,103 | 38 | 10,445 | 43,880 | 29,225 | 19 | 14,635 | - | 1,256 | C. Y. 1999 2000 2001 2002 2003 |
| 12 | 222,054 | 75,510 | 778 | 145,737 | 28 | 8,982 | 46,418 | 30,334 | 20 | 16,064 | - | 1,141 | |
| 13 | 219,094 | 72,229 | 657 | 146,189 | 19 | 8,019 | 42,991 | 28,531 | 21 | 14,437 | 1 | 758 | |
| 14 | 202,232 | 73,218 | 627 | 128,369 | 18 | 7,213 | 41,303 | 27,904 | 23 | 13,375 | 1 | 951 | |
| 15 | 187,419 | 70,994 | 530 | 115,882 | 14 | 7,296 | 40,489 | 27,005 | 29 | 13,455 | - | 828 | |
| 平成13年度 | 216,901 | 73,044 | 664 | 143,174 | 19 | 7,543 | 42,089 | 28,160 | 21 | 13,905 | 2 | 925 | F. Y. 2001 2002 |
| 14 | 196,820 | 72,327 | 629 | 123,847 | 18 | 7,464 | 41,587 | 28,240 | 27 | 13,319 | 0 | 795 | |
| 平成15年 1月~ 3月 | 46,499 | 17,429 | 150 | 28,915 | 5 | 7,464 | 10,227 | 7,002 | 9 | 3,216 | - | 795 | Q 1 2003 |
| 4月~ 6月 | 48,103 | 18,392 | 114 | 29,593 | 4 | 7,494 | 10,303 | 6,979 | 6 | 3,318 | - | 907 | Q 2 |
| 7月~ 9月 | 46,162 | 17,464 | 124 | 28,571 | 2 | 7,204 | 9,865 | 6,447 | 6 | 3,412 | - | 881 | Q 3 |
| 10月~12月 | 46,656 | 17,709 | 141 | 28,802 | 3 | 7,296 | 10,094 | 6,577 | 8 | 3,509 | - | 828 | Q 4 |
| 平成15年 1月 | 15,009 | 5,466 | 53 | 9,489 | 1 | 7,406 | 3,067 | 2,057 | 3 | 1,008 | - | 889 | Jan. 2003 |
| 2月 | 15,425 | 5,808 | 50 | 9,566 | 1 | 7,419 | 3,463 | 2,364 | 4 | 1,095 | - | 855 | Feb. |
| 3月 | 16,064 | 6,154 | 48 | 9,860 | 2 | 7,464 | 3,698 | 2,582 | 2 | 1,113 | - | 795 | Mar. |
| 4月 | 16,345 | 6,356 | 45 | 9,943 | 2 | 7,555 | 3,518 | 2,422 | 2 | 1,094 | - | 875 | Apr. |
| 5月 | 15,812 | 6,006 | 41 | 9,764 | 1 | 7,514 | 3,306 | 2,215 | 2 | 1,088 | - | 922 | May |
| 6月 | 15,946 | 6,030 | 28 | 9,886 | 1 | 7,494 | 3,479 | 2,342 | 1 | 1,136 | - | 907 | Jun. |
| 7月 | 16,013 | 6,119 | 34 | 9,860 | 1 | 7,338 | 3,369 | 2,232 | 4 | 1,133 | - | 918 | Jul. |
| 8月 | 14,626 | 5,223 | 39 | 9,363 | 1 | 7,146 | 2,970 | 1,856 | 1 | 1,113 | - | 932 | Aug. |
| 9月 | 15,523 | 6,122 | 51 | 9,348 | 1 | 7,204 | 3,526 | 2,359 | 2 | 1,165 | - | 881 | Sep. |
| 10月 | 15,719 | 6,056 | 48 | 9,613 | 1 | 7,518 | 3,480 | 2,315 | 3 | 1,162 | - | 869 | Oct. |
| 11月 | 15,901 | 6,264 | 45 | 9,590 | 2 | 7,223 | 3,433 | 2,254 | 3 | 1,176 | - | 813 | Nov. |
| 12月 | 15,036 | 5,389 | 47 | 9,599 | 1 | 7,296 | 3,181 | 2,008 | 2 | 1,171 | - | 828 | Dec. |

| 年 月 | ポリエステル Polyester filament | | | | | | その他の長繊維 Other synthetic filament | | | | | | Year, Quarter and Month |
|--------------|------------------------------|--|-------------------------------|---------------------------------------|-------------------------------------|-------------------------------|-------------------------------------|--|-------------------------------|---------------------------------------|-------------------------------------|-------------------------------|--|
| | 消費数量 Consumption Quantity | | | | | 在庫数量 Inventory Quantity | 消費数量 Consumption Quantity | | | | | 在庫数量 Inventory Quantity | |
| | 計 Total | 綿スフ Cotton staple fabrics industry | 毛 Wool fabrics industry | 絹人絹 Silk rayon fabrics industry | 麻 Bast fiber fabrics industry | | 計 Total | 綿スフ Cotton staple fabrics industry | 毛 Wool fabrics industry | 絹人絹 Silk rayon fabrics industry | 麻 Bast fiber fabrics industry | | |
| 平成11年 | 162,363 | 37,335 | 629 | 124,395 | 5 | 8,597 | 13,069 | 8,939 | 24 | 4,073 | 33 | 591 | C. Y. 1999 2000 2001 2002 2003 |
| 12 | 162,492 | 36,352 | 708 | 125,425 | 7 | 7,171 | 13,144 | 8,825 | 50 | 4,248 | 22 | 670 | |
| 13 | 163,341 | 34,740 | 605 | 127,995 | 1 | 6,797 | 12,762 | 8,957 | 32 | 3,757 | 16 | 465 | |
| 14 | 151,214 | 38,644 | 569 | 112,001 | - | 5,873 | 9,715 | 6,670 | 34 | 2,994 | 16 | 388 | |
| 15 | 136,272 | 36,517 | 473 | 99,280 | 3 | 5,936 | 10,658 | 7,472 | 28 | 3,148 | 11 | 533 | |
| 平成13年度 | 162,695 | 36,301 | 608 | 125,786 | 1 | 6,212 | 12,117 | 8,583 | 35 | 3,483 | 16 | 406 | F. Y. 2001 2002 |
| 14 | 145,581 | 37,533 | 572 | 107,476 | 1 | 6,223 | 9,652 | 6,554 | 30 | 3,052 | 17 | 446 | |
| 平成15年 1月~ 3月 | 33,861 | 8,828 | 135 | 24,897 | 1 | 6,223 | 2,411 | 1,598 | 7 | 802 | 4 | 446 | Q 1 2003 |
| 4月~ 6月 | 34,971 | 9,420 | 98 | 25,453 | 1 | 6,162 | 2,828 | 1,993 | 10 | 822 | 3 | 425 | Q 2 |
| 7月~ 9月 | 33,638 | 9,136 | 114 | 24,388 | - | 5,846 | 2,658 | 1,880 | 4 | 772 | 2 | 477 | Q 3 |
| 10月~12月 | 33,802 | 9,133 | 126 | 24,542 | 1 | 5,936 | 2,760 | 2,000 | 7 | 751 | 2 | 533 | Q 4 |
| 平成15年 1月 | 11,181 | 2,910 | 48 | 8,223 | - | 6,143 | 762 | 500 | 2 | 259 | 1 | 374 | Jan. 2003 |
| 2月 | 11,192 | 2,936 | 44 | 8,211 | - | 6,153 | 771 | 508 | 2 | 260 | 1 | 410 | Feb. |
| 3月 | 11,488 | 2,981 | 42 | 8,463 | 1 | 6,223 | 879 | 591 | 3 | 284 | 1 | 446 | Mar. |
| 4月 | 11,874 | 3,281 | 38 | 8,556 | 0 | 6,225 | 953 | 653 | 4 | 294 | 1 | 455 | Apr. |
| 5月 | 11,530 | 3,081 | 36 | 8,412 | 1 | 6,157 | 976 | 709 | 3 | 264 | 1 | 435 | May |
| 6月 | 11,567 | 3,058 | 24 | 8,485 | - | 6,162 | 899 | 631 | 3 | 265 | 1 | 425 | Jun. |
| 7月 | 11,774 | 3,278 | 29 | 8,467 | - | 5,972 | 871 | 609 | 2 | 259 | 1 | 447 | Jul. |
| 8月 | 10,827 | 2,795 | 36 | 7,996 | - | 5,746 | 828 | 572 | 2 | 254 | 1 | 468 | Aug. |
| 9月 | 11,038 | 3,064 | 49 | 7,925 | - | 5,846 | 960 | 700 | 1 | 258 | 1 | 477 | Sep. |
| 10月 | 11,299 | 3,061 | 43 | 8,195 | - | 6,208 | 939 | 680 | 2 | 256 | 1 | 442 | Oct. |
| 11月 | 11,563 | 3,351 | 38 | 8,173 | 1 | 5,934 | 905 | 659 | 4 | 242 | 1 | 475 | Nov. |
| 12月 | 10,939 | 2,720 | 45 | 8,175 | - | 5,936 | 916 | 661 | 1 | 253 | 1 | 533 | Dec. |

単位 (Unit) : t

| 年 月 | 合成繊維紡績糸計 Spun yarn of synthetic fiber yarn | | | | | | アクリル Spun acrylic yarn | | | | | | Year, Quarter and Month | |
|--------|---|--|-------------------------------|---------------------------------------|-------------------------------------|-------------------------------|------------------------------|--|-------------------------------|---------------------------------------|-------------------------------------|-------------------------------|--|-----------|
| | 消費数量 Consumption Quantity | | | | | 在庫数量 Inventory Quantity | 消費数量 Consumption Quantity | | | | | 在庫数量 Inventory Quantity | | |
| | 計 Total | 綿スフ Cotton staple fabrics industry | 毛 Wool fabrics industry | 絹人絹 Silk rayon fabrics industry | 麻 Bast fiber fabrics industry | | 計 Total | 綿スフ Cotton staple fabrics industry | 毛 Wool fabrics industry | 絹人絹 Silk rayon fabrics industry | 麻 Bast fiber fabrics industry | | | |
| 平成11年 | 91,634 | 73,287 | 6,584 | 10,904 | 859 | 3,725 | 11,775 | 6,924 | 2,682 | 2,127 | 43 | 337 | C. Y. 1999 2000 2001 2002 2003 | |
| 12 | 86,469 | 69,437 | 4,319 | 11,747 | 966 | 3,720 | 8,051 | 4,098 | 1,888 | 2,028 | 38 | 302 | | |
| 13 | 78,436 | 61,964 | 4,502 | 11,179 | 791 | 2,875 | 7,773 | 3,844 | 1,785 | 2,107 | 37 | 190 | | |
| 14 | 63,551 | 49,877 | 3,853 | 9,083 | 737 | 2,695 | 6,351 | 2,871 | 1,528 | 1,938 | 13 | 140 | | |
| 15 | 62,648 | 49,905 | 3,476 | 8,510 | 756 | 2,620 | 5,471 | 2,374 | 1,255 | 1,817 | 25 | 75 | | |
| 平成13年度 | 74,157 | 58,168 | 4,379 | 10,860 | 750 | 2,657 | 7,497 | 3,609 | 1,744 | 2,107 | 38 | 162 | F. Y. 2001 2002 | |
| 14 | 63,189 | 49,903 | 3,674 | 8,884 | 729 | 2,638 | 6,104 | 2,739 | 1,459 | 1,898 | 7 | 138 | | |
| 平成15年 | 15,953 | 12,653 | 857 | 2,266 | 177 | 2,638 | 1,482 | 646 | 364 | 470 | 3 | 138 | Q 1 2003 | |
| 1月～3月 | 15,897 | 12,611 | 858 | 2,249 | 179 | 2,593 | 1,407 | 644 | 312 | 442 | 9 | 119 | Q 2 | |
| 4月～6月 | 15,250 | 12,089 | 917 | 2,043 | 201 | 2,823 | 1,268 | 545 | 279 | 434 | 10 | 104 | Q 3 | |
| 7月～9月 | 15,549 | 12,553 | 844 | 1,953 | 199 | 2,620 | 1,314 | 538 | 300 | 472 | 3 | 75 | Q 4 | |
| 平成15年 | 1月 | 5,080 | 4,017 | 294 | 717 | 52 | 2,662 | 481 | 199 | 130 | 153 | - | 131 | Jan. 2003 |
| | 2月 | 5,353 | 4,259 | 301 | 730 | 63 | 2,638 | 506 | 238 | 117 | 152 | - | 128 | Feb. |
| | 3月 | 5,520 | 4,378 | 262 | 818 | 62 | 2,638 | 495 | 210 | 117 | 165 | 3 | 138 | Mar. |
| | 4月 | 5,519 | 4,368 | 269 | 823 | 59 | 2,717 | 499 | 221 | 116 | 159 | 3 | 130 | Apr. |
| | 5月 | 5,171 | 4,115 | 272 | 723 | 61 | 2,712 | 458 | 219 | 97 | 139 | 3 | 105 | May |
| | 6月 | 5,207 | 4,128 | 317 | 703 | 59 | 2,593 | 450 | 204 | 99 | 144 | 3 | 119 | Jun. |
| | 7月 | 5,267 | 4,183 | 302 | 718 | 65 | 2,544 | 429 | 192 | 92 | 143 | 3 | 112 | Jul. |
| | 8月 | 4,759 | 3,745 | 277 | 676 | 61 | 2,528 | 410 | 172 | 92 | 142 | 4 | 101 | Aug. |
| | 9月 | 5,224 | 4,161 | 339 | 649 | 75 | 2,823 | 429 | 181 | 95 | 149 | 3 | 104 | Sep. |
| | 10月 | 5,280 | 4,280 | 273 | 659 | 68 | 2,775 | 442 | 175 | 98 | 166 | 3 | 102 | Oct. |
| | 11月 | 5,101 | 4,116 | 281 | 641 | 63 | 2,652 | 443 | 187 | 100 | 155 | - | 99 | Nov. |
| | 12月 | 5,168 | 4,157 | 291 | 652 | 68 | 2,620 | 429 | 177 | 102 | 151 | - | 75 | Dec. |

| 年 月 | ポリエステル Spun polyester yarn | | | | | | その他合成繊維紡績糸 Other spun yarn of synthetic fiber yarn | | | | | | Year, Quarter and Month | |
|--------|-------------------------------|--|-------------------------------|---------------------------------------|-------------------------------------|-------------------------------|---|--|-------------------------------|---------------------------------------|-------------------------------------|-------------------------------|--|-----------|
| | 消費数量 Consumption Quantity | | | | | 在庫数量 Inventory Quantity | 消費数量 Consumption Quantity | | | | | 在庫数量 Inventory Quantity | | |
| | 計 Total | 綿スフ Cotton staple fabrics industry | 毛 Wool fabrics industry | 絹人絹 Silk rayon fabrics industry | 麻 Bast fiber fabrics industry | | 計 Total | 綿スフ Cotton staple fabrics industry | 毛 Wool fabrics industry | 絹人絹 Silk rayon fabrics industry | 麻 Bast fiber fabrics industry | | | |
| 平成11年 | 65,171 | 56,128 | 2,503 | 5,933 | 608 | 2,786 | 14,687 | 10,235 | 1,399 | 2,844 | 209 | 601 | C. Y. 1999 2000 2001 2002 2003 | |
| 12 | 63,302 | 54,018 | 1,794 | 6,830 | 661 | 2,872 | 15,115 | 11,322 | 637 | 2,890 | 267 | 546 | | |
| 13 | 55,546 | 46,489 | 2,035 | 6,496 | 525 | 2,250 | 15,117 | 11,631 | 682 | 2,575 | 228 | 435 | | |
| 14 | 47,111 | 39,583 | 1,795 | 5,199 | 534 | 2,172 | 10,090 | 7,423 | 530 | 1,947 | 190 | 383 | | |
| 15 | 48,220 | 41,124 | 1,535 | 5,046 | 514 | 2,176 | 8,957 | 6,408 | 686 | 1,647 | 217 | 369 | | |
| 平成13年度 | 52,998 | 44,172 | 1,988 | 6,335 | 504 | 2,113 | 13,661 | 10,387 | 646 | 2,419 | 209 | 382 | F. Y. 2001 2002 | |
| 14 | 47,381 | 40,000 | 1,705 | 5,140 | 536 | 2,102 | 9,704 | 7,163 | 509 | 1,846 | 185 | 398 | | |
| 平成15年 | 12,107 | 10,250 | 418 | 1,306 | 133 | 2,102 | 2,363 | 1,757 | 76 | 489 | 41 | 398 | Q 1 2003 | |
| 1月～3月 | 12,257 | 10,470 | 350 | 1,318 | 119 | 2,126 | 2,233 | 1,497 | 196 | 489 | 51 | 347 | Q 2 | |
| 4月～6月 | 11,784 | 10,027 | 373 | 1,255 | 129 | 2,349 | 2,198 | 1,516 | 265 | 355 | 62 | 370 | Q 3 | |
| 7月～9月 | 12,072 | 10,377 | 395 | 1,167 | 133 | 2,176 | 2,163 | 1,637 | 149 | 314 | 63 | 369 | Q 4 | |
| 平成15年 | 1月 | 3,829 | 3,208 | 147 | 431 | 44 | 2,149 | 769 | 610 | 18 | 133 | 9 | 382 | Jan. 2003 |
| | 2月 | 4,075 | 3,461 | 150 | 417 | 46 | 2,107 | 772 | 560 | 34 | 162 | 17 | 403 | Feb. |
| | 3月 | 4,203 | 3,582 | 120 | 458 | 43 | 2,102 | 822 | 586 | 25 | 195 | 16 | 398 | Mar. |
| | 4月 | 4,246 | 3,656 | 106 | 446 | 39 | 2,252 | 774 | 492 | 48 | 218 | 17 | 335 | Apr. |
| | 5月 | 4,001 | 3,405 | 125 | 430 | 41 | 2,265 | 713 | 491 | 49 | 154 | 18 | 343 | May |
| | 6月 | 4,010 | 3,409 | 119 | 443 | 39 | 2,126 | 747 | 515 | 99 | 117 | 16 | 347 | Jun. |
| | 7月 | 4,060 | 3,453 | 109 | 455 | 42 | 2,099 | 778 | 537 | 102 | 120 | 20 | 334 | Jul. |
| | 8月 | 3,667 | 3,106 | 112 | 411 | 37 | 2,069 | 682 | 467 | 72 | 123 | 20 | 358 | Aug. |
| | 9月 | 4,057 | 3,468 | 152 | 388 | 49 | 2,349 | 738 | 512 | 91 | 112 | 23 | 370 | Sep. |
| | 10月 | 4,111 | 3,550 | 133 | 386 | 43 | 2,285 | 727 | 556 | 42 | 108 | 22 | 387 | Oct. |
| | 11月 | 3,953 | 3,391 | 127 | 392 | 42 | 2,192 | 705 | 538 | 54 | 94 | 20 | 361 | Nov. |
| | 12月 | 4,008 | 3,436 | 135 | 389 | 47 | 2,176 | 731 | 544 | 54 | 112 | 21 | 369 | Dec. |

②ニット・衣服縫製品 Knit and Sewn clothing

単位 (Unit) : t

| 年 月 | 綿糸 Cotton yarn | | 毛糸 (1~2) Woolen and worsted yarn | | 1 そ毛糸 Worsted yarn | | 2 紡毛糸 Woolen yarn | | Year, Quarter and Month |
|-------------|---------------------------------|-------------------------------|-------------------------------------|-------------------------------|---------------------------------|-------------------------------|---------------------------------|-------------------------------|--|
| | 消費数量 Consumption Quantity | 在庫数量 Inventory Quantity | 消費数量 Consumption Quantity | 在庫数量 Inventory Quantity | 消費数量 Consumption Quantity | 在庫数量 Inventory Quantity | 消費数量 Consumption Quantity | 在庫数量 Inventory Quantity | |
| 平成11年 | 54,102 | 1,937 | 4,991 | 392 | 3,330 | 264 | 1,661 | 127 | C. Y. 1999 2000 2001 2002 2003 |
| 12 | 44,996 | 1,764 | 4,258 | 270 | 2,908 | 190 | 1,350 | 80 | |
| 13 | 40,728 | 1,869 | 3,831 | 239 | 2,684 | 170 | 1,147 | 69 | |
| 14 | 35,994 | 1,472 | 3,528 | 213 | 2,329 | 155 | 1,199 | 58 | |
| 15 | 31,846 | 1,200 | 3,203 | 180 | 2,137 | 131 | 1,066 | 49 | |
| 平成13年度 | 39,752 | 1,756 | 3,788 | 232 | 2,684 | 171 | 1,104 | 61 | F. Y. 2001 2002 |
| 14 | 34,912 | 1,445 | 3,552 | 219 | 2,339 | 158 | 1,213 | 61 | |
| 平成15年 1月~3月 | 8,429 | 1,445 | 639 | 219 | 452 | 158 | 187 | 61 | Q 1 2003 |
| 4月~6月 | 8,440 | 1,383 | 812 | 240 | 544 | 174 | 267 | 66 | Q 2 |
| 7月~9月 | 7,638 | 1,259 | 954 | 208 | 605 | 146 | 349 | 62 | Q 3 |
| 10月~12月 | 7,339 | 1,200 | 799 | 180 | 536 | 131 | 263 | 49 | Q 4 |
| 平成15年 1月 | 2,684 | 1,490 | 201 | 208 | 137 | 148 | 64 | 60 | Jan. 2003 |
| 2月 | 2,805 | 1,453 | 208 | 212 | 153 | 160 | 56 | 51 | Feb. |
| 3月 | 2,941 | 1,445 | 230 | 219 | 162 | 158 | 68 | 61 | Mar. |
| 4月 | 2,862 | 1,394 | 230 | 202 | 161 | 145 | 70 | 57 | Apr. |
| 5月 | 2,726 | 1,445 | 258 | 222 | 174 | 164 | 84 | 58 | May |
| 6月 | 2,852 | 1,383 | 324 | 240 | 210 | 174 | 114 | 66 | Jun. |
| 7月 | 2,790 | 1,372 | 334 | 226 | 214 | 160 | 120 | 66 | Jul. |
| 8月 | 2,394 | 1,320 | 295 | 226 | 181 | 161 | 114 | 65 | Aug. |
| 9月 | 2,454 | 1,259 | 325 | 208 | 211 | 146 | 114 | 62 | Sep. |
| 10月 | 2,497 | 1,186 | 321 | 204 | 209 | 143 | 112 | 60 | Oct. |
| 11月 | 2,396 | 1,188 | 276 | 194 | 191 | 141 | 85 | 53 | Nov. |
| 12月 | 2,446 | 1,200 | 202 | 180 | 135 | 131 | 66 | 49 | Dec. |

| 年 月 | ビスコース・キュプラ人絹糸 Viscose・Cuprammonium rayon yarn | | ビスコース・キュプラスフ糸 Viscose・rayon staple yarn | | アセテート糸 Acetate yarn | | 合成繊維糸合計 (1~2) Total of synthetic fiber yarn | | Year, Quarter and Month |
|-------------|--|-------------------------------|--|-------------------------------|---------------------------------|-------------------------------|--|-------------------------------|--|
| | 消費数量 Consumption Quantity | 在庫数量 Inventory Quantity | 消費数量 Consumption Quantity | 在庫数量 Inventory Quantity | 消費数量 Consumption Quantity | 在庫数量 Inventory Quantity | 消費数量 Consumption Quantity | 在庫数量 Inventory Quantity | |
| 平成11年 | 1,174 | 74 | 1,790 | 68 | 421 | 47 | 84,052 | 4,903 | C. Y. 1999 2000 2001 2002 2003 |
| 12 | 1,053 | 112 | 1,989 | 67 | 282 | 49 | 82,837 | 5,060 | |
| 13 | 1,157 | 159 | 1,739 | 44 | 236 | 41 | 78,670 | 4,751 | |
| 14 | 1,126 | 207 | 1,639 | 46 | 220 | 35 | 75,370 | 4,749 | |
| 15 | 1,019 | 204 | 1,279 | 45 | 203 | 29 | 71,462 | 4,695 | |
| 平成13年度 | 1,151 | 146 | 1,671 | 52 | 242 | 39 | 77,848 | 4,825 | F. Y. 2001 2002 |
| 14 | 1,133 | 208 | 1,555 | 53 | 223 | 30 | 74,960 | 4,830 | |
| 平成15年 1月~3月 | 270 | 208 | 340 | 53 | 55 | 30 | 17,780 | 4,830 | Q 1 2003 |
| 4月~6月 | 224 | 196 | 309 | 39 | 51 | 30 | 18,056 | 4,988 | Q 2 |
| 7月~9月 | 261 | 202 | 305 | 25 | 63 | 31 | 18,112 | 4,631 | Q 3 |
| 10月~12月 | 263 | 204 | 326 | 45 | 34 | 29 | 17,515 | 4,695 | Q 4 |
| 平成15年 1月 | 81 | 206 | 93 | 53 | 12 | 39 | 5,866 | 4,789 | Jan. 2003 |
| 2月 | 97 | 209 | 125 | 55 | 23 | 31 | 5,891 | 4,768 | Feb. |
| 3月 | 92 | 208 | 122 | 53 | 20 | 30 | 6,022 | 4,830 | Mar. |
| 4月 | 92 | 210 | 128 | 31 | 15 | 31 | 6,053 | 4,989 | Apr. |
| 5月 | 61 | 215 | 94 | 25 | 19 | 29 | 5,960 | 4,956 | May |
| 6月 | 72 | 196 | 87 | 39 | 16 | 30 | 6,043 | 4,988 | Jun. |
| 7月 | 96 | 204 | 98 | 53 | 20 | 34 | 6,292 | 4,901 | Jul. |
| 8月 | 92 | 206 | 89 | 22 | 23 | 36 | 5,670 | 4,914 | Aug. |
| 9月 | 73 | 202 | 118 | 25 | 21 | 31 | 6,149 | 4,631 | Sep. |
| 10月 | 81 | 199 | 120 | 30 | 11 | 27 | 6,148 | 4,698 | Oct. |
| 11月 | 93 | 202 | 110 | 38 | 14 | 29 | 5,818 | 4,728 | Nov. |
| 12月 | 89 | 204 | 96 | 45 | 9 | 29 | 5,549 | 4,695 | Dec. |

単位 (Unit) : t

| 年 月 | 1 合成繊維長繊維計(1)~(3) Synthetic filament | | (1) ナイロン Nylon filament | | (2) ポリエステル Polyester filament | | (3) その他 Other synthetic filament | | Year, Quarter and Month |
|--------------|---|-------------------------------|---------------------------------|-------------------------------|----------------------------------|-------------------------------|-------------------------------------|-------------------------------|--|
| | 消費数量 Consumption Quantity | 在庫数量 Inventory Quantity | 消費数量 Consumption Quantity | 在庫数量 Inventory Quantity | 消費数量 Consumption Quantity | 在庫数量 Inventory Quantity | 消費数量 Consumption Quantity | 在庫数量 Inventory Quantity | |
| 平成11年 | 62,090 | 3,831 | 21,576 | 1,401 | 36,868 | 2,205 | 3,646 | 225 | C. Y. 1999 2000 2001 2002 2003 |
| 12 | 59,866 | 3,847 | 20,797 | 1,310 | 33,703 | 2,060 | 5,365 | 476 | |
| 13 | 58,479 | 3,770 | 18,628 | 1,334 | 34,996 | 2,122 | 4,855 | 313 | |
| 14 | 60,051 | 3,943 | 21,009 | 1,394 | 34,480 | 2,233 | 4,562 | 316 | |
| 15 | 58,161 | 3,954 | 19,083 | 1,160 | 35,796 | 2,522 | 3,282 | 272 | |
| 平成13年度 | 58,857 | 3,842 | 18,743 | 1,375 | 35,373 | 2,159 | 4,740 | 307 | F. Y. 2001 2002 |
| 14 | 60,008 | 4,063 | 21,202 | 1,396 | 34,543 | 2,436 | 4,264 | 231 | |
| 平成15年 1月~ 3月 | 14,478 | 4,063 | 4,874 | 1,396 | 8,797 | 2,436 | 807 | 231 | Q 1 2003 |
| 4月~ 6月 | 14,466 | 3,961 | 4,910 | 1,269 | 8,726 | 2,480 | 830 | 211 | Q 2 |
| 7月~ 9月 | 14,839 | 3,781 | 4,822 | 1,155 | 9,200 | 2,358 | 817 | 268 | Q 3 |
| 10月~12月 | 14,378 | 3,954 | 4,476 | 1,160 | 9,074 | 2,522 | 828 | 272 | Q 4 |
| 平成15年 1月 | 4,763 | 4,006 | 1,586 | 1,449 | 2,922 | 2,325 | 255 | 232 | Jan. 2003 |
| 2月 | 4,798 | 4,031 | 1,665 | 1,421 | 2,859 | 2,380 | 274 | 231 | Feb. |
| 3月 | 4,917 | 4,063 | 1,623 | 1,396 | 3,015 | 2,436 | 279 | 231 | Mar. |
| 4月 | 4,881 | 4,006 | 1,581 | 1,399 | 3,019 | 2,389 | 281 | 219 | Apr. |
| 5月 | 4,757 | 3,871 | 1,629 | 1,276 | 2,858 | 2,371 | 270 | 225 | May |
| 6月 | 4,828 | 3,961 | 1,700 | 1,269 | 2,849 | 2,480 | 279 | 211 | Jun. |
| 7月 | 5,161 | 3,924 | 1,683 | 1,242 | 3,198 | 2,460 | 281 | 222 | Jul. |
| 8月 | 4,633 | 3,981 | 1,561 | 1,276 | 2,820 | 2,433 | 252 | 272 | Aug. |
| 9月 | 5,045 | 3,781 | 1,578 | 1,155 | 3,182 | 2,358 | 284 | 268 | Sep. |
| 10月 | 5,046 | 3,832 | 1,622 | 1,246 | 3,144 | 2,344 | 280 | 242 | Oct. |
| 11月 | 4,769 | 4,002 | 1,474 | 1,218 | 3,042 | 2,528 | 253 | 256 | Nov. |
| 12月 | 4,563 | 3,954 | 1,380 | 1,160 | 2,888 | 2,522 | 295 | 272 | Dec. |

| 年 月 | 2 合成繊維紡績糸計(1)~(4) Spun yarn of synthetic fiber yarn | | (1) ナイロン Spun nylon yarn | | (2) アクリル Spun acrylic yarn | | (3) ポリエステル Spun polyester yarn | | Year, Quarter and Month |
|--------------|--|-------------------------------|---------------------------------|-------------------------------|---------------------------------|-------------------------------|-----------------------------------|-------------------------------|--|
| | 消費数量 Consumption Quantity | 在庫数量 Inventory Quantity | 消費数量 Consumption Quantity | 在庫数量 Inventory Quantity | 消費数量 Consumption Quantity | 在庫数量 Inventory Quantity | 消費数量 Consumption Quantity | 在庫数量 Inventory Quantity | |
| 平成11年 | 21,963 | 1,072 | 4,723 | 168 | 7,476 | 366 | 4,979 | 323 | C. Y. 1999 2000 2001 2002 2003 |
| 12 | 22,971 | 1,214 | 4,076 | 139 | 6,367 | 325 | 8,110 | 577 | |
| 13 | 20,191 | 981 | 3,078 | 111 | 5,994 | 268 | 7,187 | 476 | |
| 14 | 15,318 | 806 | 382 | 32 | 5,488 | 191 | 6,338 | 462 | |
| 15 | 13,301 | 740 | 315 | 41 | 5,052 | 177 | 5,765 | 405 | |
| 平成13年度 | 18,992 | 983 | 2,459 | 34 | 5,850 | 265 | 6,883 | 553 | F. Y. 2001 2002 |
| 14 | 14,952 | 768 | 370 | 35 | 5,416 | 168 | 6,244 | 453 | |
| 平成15年 1月~ 3月 | 3,302 | 768 | 82 | 35 | 1,152 | 168 | 1,459 | 453 | Q 1 2003 |
| 4月~ 6月 | 3,589 | 1,028 | 89 | 33 | 1,309 | 367 | 1,609 | 493 | Q 2 |
| 7月~ 9月 | 3,272 | 850 | 86 | 48 | 1,322 | 263 | 1,395 | 457 | Q 3 |
| 10月~12月 | 3,137 | 740 | 58 | 41 | 1,269 | 177 | 1,302 | 405 | Q 4 |
| 平成15年 1月 | 1,104 | 783 | 29 | 30 | 397 | 174 | 475 | 471 | Jan. 2003 |
| 2月 | 1,093 | 737 | 27 | 31 | 374 | 166 | 480 | 428 | Feb. |
| 3月 | 1,105 | 768 | 26 | 35 | 381 | 168 | 504 | 453 | Mar. |
| 4月 | 1,172 | 983 | 30 | 33 | 406 | 342 | 540 | 481 | Apr. |
| 5月 | 1,203 | 1,085 | 31 | 37 | 443 | 403 | 548 | 508 | May |
| 6月 | 1,214 | 1,028 | 28 | 33 | 460 | 367 | 520 | 493 | Jun. |
| 7月 | 1,131 | 977 | 37 | 59 | 462 | 348 | 462 | 469 | Jul. |
| 8月 | 1,037 | 933 | 24 | 52 | 410 | 301 | 460 | 486 | Aug. |
| 9月 | 1,104 | 850 | 26 | 48 | 449 | 263 | 473 | 457 | Sep. |
| 10月 | 1,103 | 866 | 21 | 28 | 451 | 215 | 442 | 412 | Oct. |
| 11月 | 1,049 | 727 | 19 | 41 | 424 | 184 | 439 | 391 | Nov. |
| 12月 | 986 | 740 | 19 | 41 | 395 | 177 | 421 | 405 | Dec. |

③細幅織物・組ひも・レース生地 Narrow fabrics, Braids and Lace fabrics 単位 (Unit): t

| 年 月 | (4) その他 Other spun yarn of synthetic fiber yarn | | 綿糸・再生・半合成繊維糸 Cotton regenerated semisynthetic yarn | | 合成繊維糸 (1~3) Synthetic yarn | | 1 ナイロン Nylon | | Year, Quarter and Month |
|-------------|--|-------------------------------|---|-------------------------------|---------------------------------|-------------------------------|---------------------------------|-------------------------------|--|
| | 消費数量 Consumption Quantity | 在庫数量 Inventory Quantity | 消費数量 Consumption Quantity | 在庫数量 Inventory Quantity | 消費数量 Consumption Quantity | 在庫数量 Inventory Quantity | 消費数量 Consumption Quantity | 在庫数量 Inventory Quantity | |
| 平成11年 | 4,785 | 216 | 2,722 | 169 | 28,502 | 2,309 | 6,618 | 532 | C. Y. 1999 2000 2001 2002 2003 |
| 12 | 4,418 | 172 | 2,565 | 176 | 28,086 | 2,296 | 6,977 | 493 | |
| 13 | 3,931 | 127 | 2,422 | 172 | 24,018 | 2,035 | 5,271 | 449 | |
| 14 | 3,111 | 120 | 2,021 | 146 | 21,530 | 1,774 | 4,438 | 397 | |
| 15 | 2,168 | 118 | 1,719 | 133 | 22,433 | 1,714 | 4,402 | 400 | |
| 平成13年度 | 3,800 | 131 | 2,354 | 162 | 22,902 | 1,922 | 4,729 | 445 | F. Y. 2001 2002 |
| 14 | 2,921 | 112 | 1,898 | 143 | 21,787 | 1,891 | 4,510 | 424 | |
| 平成15年 1月~3月 | 609 | 112 | 419 | 143 | 5,539 | 1,891 | 1,124 | 424 | Q 1 2003 |
| 4月~6月 | 582 | 135 | 442 | 139 | 5,621 | 1,821 | 1,119 | 428 | Q 2 |
| 7月~9月 | 469 | 83 | 420 | 140 | 5,505 | 1,844 | 1,085 | 430 | Q 3 |
| 10月~12月 | 508 | 118 | 437 | 133 | 5,768 | 1,714 | 1,074 | 400 | Q 4 |
| 平成15年 1月 | 202 | 108 | 147 | 147 | 1,836 | 1,786 | 356 | 390 | Jan. 2003 |
| 2月 | 212 | 112 | 132 | 139 | 1,871 | 1,847 | 396 | 400 | Feb. |
| 3月 | 194 | 112 | 141 | 143 | 1,833 | 1,891 | 372 | 424 | Mar. |
| 4月 | 195 | 127 | 149 | 141 | 1,922 | 1,861 | 380 | 382 | Apr. |
| 5月 | 181 | 136 | 143 | 138 | 1,857 | 1,812 | 372 | 377 | May |
| 6月 | 206 | 135 | 151 | 139 | 1,842 | 1,821 | 366 | 428 | Jun. |
| 7月 | 169 | 101 | 142 | 137 | 1,917 | 1,789 | 382 | 421 | Jul. |
| 8月 | 143 | 94 | 136 | 142 | 1,682 | 1,670 | 330 | 434 | Aug. |
| 9月 | 156 | 83 | 142 | 140 | 1,906 | 1,844 | 373 | 430 | Sep. |
| 10月 | 190 | 211 | 146 | 137 | 2,038 | 1,790 | 379 | 415 | Oct. |
| 11月 | 167 | 110 | 150 | 136 | 1,931 | 1,732 | 364 | 390 | Nov. |
| 12月 | 151 | 118 | 141 | 133 | 1,799 | 1,714 | 331 | 400 | Dec. |

| 年 月 | 2 ポリエステル Polyester | | 3 その他 Other synthetic yarn | | Year, Quarter and Month |
|-------------|---------------------------------|-------------------------------|---------------------------------|-------------------------------|--|
| | 消費数量 Consumption Quantity | 在庫数量 Inventory Quantity | 消費数量 Consumption Quantity | 在庫数量 Inventory Quantity | |
| 平成11年 | 16,272 | 1,420 | 5,612 | 358 | C. Y. 1999 2000 2001 2002 2003 |
| 12 | 15,611 | 1,466 | 5,498 | 337 | |
| 13 | 13,584 | 1,258 | 5,164 | 329 | |
| 14 | 12,802 | 1,068 | 4,289 | 309 | |
| 15 | 13,808 | 1,005 | 4,224 | 309 | |
| 平成13年度 | 13,255 | 1,155 | 4,918 | 322 | F. Y. 2001 2002 |
| 14 | 13,041 | 1,155 | 4,235 | 312 | |
| 平成15年 1月~3月 | 3,366 | 1,155 | 1,049 | 312 | Q 1 2003 |
| 4月~6月 | 3,426 | 1,083 | 1,076 | 311 | Q 2 |
| 7月~9月 | 3,412 | 1,109 | 1,008 | 305 | Q 3 |
| 10月~12月 | 3,604 | 1,005 | 1,090 | 309 | Q 4 |
| 平成15年 1月 | 1,148 | 1,086 | 332 | 310 | Jan. 2003 |
| 2月 | 1,102 | 1,128 | 372 | 319 | Feb. |
| 3月 | 1,116 | 1,155 | 345 | 312 | Mar. |
| 4月 | 1,153 | 1,170 | 389 | 309 | Apr. |
| 5月 | 1,139 | 1,123 | 347 | 312 | May |
| 6月 | 1,135 | 1,083 | 341 | 311 | Jun. |
| 7月 | 1,187 | 1,050 | 348 | 318 | Jul. |
| 8月 | 1,039 | 941 | 313 | 295 | Aug. |
| 9月 | 1,187 | 1,109 | 346 | 305 | Sep. |
| 10月 | 1,291 | 1,068 | 369 | 307 | Oct. |
| 11月 | 1,204 | 1,035 | 362 | 307 | Nov. |
| 12月 | 1,109 | 1,005 | 359 | 309 | Dec. |

4) ニット・衣服縫製品用原反 Cloth for Knit and Sewn Clothing

単位 (Unit) : 1000m²

| 年 月 | 織物合計 (1~7) Fabrics total | | 1 綿織物 Cotton fabrics | | 2 毛織物(1)~(2) Wool fabrics | | (1) そ毛 Worsted fabrics | | Year, Quarter and Month |
|-------------|---------------------------------|-------------------------------|---------------------------------|-------------------------------|---------------------------------|-------------------------------|---------------------------------|-------------------------------|-------------------------------|
| | 消費数量 Consumption Quantity | 在庫数量 Inventory Quantity | 消費数量 Consumption Quantity | 在庫数量 Inventory Quantity | 消費数量 Consumption Quantity | 在庫数量 Inventory Quantity | 消費数量 Consumption Quantity | 在庫数量 Inventory Quantity | |
| 平成11年 | 344,735 | 13,709 | 91,126 | 2,921 | 49,029 | 2,459 | 30,740 | 2,029 | C. Y. 1999 |
| 12 | 289,267 | 12,258 | 74,192 | 2,663 | 40,398 | 2,214 | 27,011 | 1,935 | 2000 |
| 13 | 240,671 | 10,259 | 62,599 | 2,507 | 32,954 | 1,034 | 21,676 | 781 | 2001 |
| 14 | 189,036 | 9,098 | 45,879 | 2,102 | 28,469 | 987 | 18,271 | 760 | 2002 |
| 15 | 158,671 | 8,410 | 39,640 | 1,786 | 26,770 | 1,074 | 17,678 | 837 | 2003 |
| 平成13年度 | 226,907 | 9,473 | 58,072 | 2,157 | 32,058 | 957 | 21,061 | 720 | F. Y. 2001 |
| 14 | 180,971 | 8,909 | 43,978 | 1,981 | 28,112 | 1,101 | 18,242 | 878 | 2002 |
| 平成15年 1月~3月 | 41,990 | 8,909 | 10,569 | 1,981 | 6,681 | 1,101 | 4,544 | 878 | Q 1 2003 |
| 4月~6月 | 40,509 | 8,074 | 10,396 | 1,770 | 5,995 | 983 | 4,221 | 784 | Q 2 |
| 7月~9月 | 38,278 | 7,845 | 9,827 | 1,388 | 6,505 | 1,121 | 4,236 | 844 | Q 3 |
| 10月~12月 | 37,894 | 8,410 | 8,849 | 1,786 | 7,590 | 1,074 | 4,678 | 837 | Q 4 |
| 平成15年 1月 | 12,844 | 9,012 | 3,101 | 2,114 | 2,174 | 1,166 | 1,473 | 944 | Jan. 2003 |
| 2月 | 14,320 | 9,012 | 3,800 | 2,084 | 2,233 | 1,091 | 1,528 | 878 | Feb. |
| 3月 | 14,826 | 8,909 | 3,668 | 1,981 | 2,274 | 1,101 | 1,543 | 878 | Mar. |
| 4月 | 14,353 | 8,341 | 3,754 | 1,814 | 2,055 | 1,009 | 1,460 | 821 | Apr. |
| 5月 | 13,381 | 7,950 | 3,454 | 1,748 | 1,963 | 1,018 | 1,384 | 818 | May |
| 6月 | 12,775 | 8,074 | 3,187 | 1,770 | 1,976 | 983 | 1,378 | 784 | Jun. |
| 7月 | 12,700 | 8,071 | 3,078 | 1,743 | 2,083 | 1,058 | 1,424 | 847 | Jul. |
| 8月 | 12,250 | 8,149 | 3,297 | 1,720 | 1,967 | 1,131 | 1,302 | 864 | Aug. |
| 9月 | 13,329 | 7,845 | 3,452 | 1,388 | 2,454 | 1,121 | 1,509 | 844 | Sep. |
| 10月 | 13,455 | 7,949 | 3,110 | 1,680 | 2,726 | 1,086 | 1,659 | 829 | Oct. |
| 11月 | 12,552 | 8,021 | 2,875 | 1,707 | 2,562 | 1,070 | 1,537 | 832 | Nov. |
| 12月 | 11,888 | 8,410 | 2,864 | 1,786 | 2,302 | 1,074 | 1,482 | 837 | Dec. |

| 年 月 | (2) 紡毛 Woolen fabrics | | 3 人絹織物 Rayon filament fabrics | | 4 スフ織物 Rayon staple fabrics | | 5 アセテート織物 Acetate fabrics | | Year, Quarter and Month |
|-------------|---------------------------------|-------------------------------|----------------------------------|-------------------------------|---------------------------------|-------------------------------|---------------------------------|-------------------------------|-------------------------------|
| | 消費数量 Consumption Quantity | 在庫数量 Inventory Quantity | 消費数量 Consumption Quantity | 在庫数量 Inventory Quantity | 消費数量 Consumption Quantity | 在庫数量 Inventory Quantity | 消費数量 Consumption Quantity | 在庫数量 Inventory Quantity | |
| 平成11年 | 18,289 | 430 | 3,260 | 84 | 399 | 13 | 1,248 | 42 | C. Y. 1999 |
| 12 | 13,387 | 278 | 4,167 | 62 | 300 | 13 | 1,049 | 37 | 2000 |
| 13 | 11,279 | 253 | 2,442 | 51 | 464 | 4 | 946 | 41 | 2001 |
| 14 | 10,198 | 227 | 1,934 | 57 | 332 | 2 | 823 | 35 | 2002 |
| 15 | 9,092 | 236 | 1,399 | 35 | 268 | 5 | 775 | 10 | 2003 |
| 平成13年度 | 10,997 | 237 | 2,361 | 47 | 429 | 3 | 950 | 35 | F. Y. 2001 |
| 14 | 9,870 | 223 | 1,778 | 36 | 305 | 10 | 786 | 41 | 2002 |
| 平成15年 1月~3月 | 2,137 | 223 | 394 | 36 | 77 | 10 | 205 | 41 | Q 1 2003 |
| 4月~6月 | 1,773 | 199 | 328 | 29 | 55 | 4 | 210 | 34 | Q 2 |
| 7月~9月 | 2,269 | 277 | 315 | 32 | 49 | 11 | 195 | 34 | Q 3 |
| 10月~12月 | 2,912 | 236 | 362 | 35 | 87 | 5 | 165 | 10 | Q 4 |
| 平成15年 1月 | 702 | 222 | 132 | 40 | 19 | 3 | 60 | 34 | Jan. 2003 |
| 2月 | 705 | 213 | 128 | 40 | 31 | 8 | 81 | 33 | Feb. |
| 3月 | 731 | 223 | 134 | 36 | 27 | 10 | 63 | 41 | Mar. |
| 4月 | 596 | 189 | 111 | 27 | 23 | 8 | 91 | 32 | Apr. |
| 5月 | 579 | 200 | 111 | 34 | 16 | 3 | 59 | 32 | May |
| 6月 | 599 | 199 | 107 | 29 | 16 | 4 | 60 | 34 | Jun. |
| 7月 | 659 | 211 | 104 | 30 | 15 | 4 | 67 | 36 | Jul. |
| 8月 | 665 | 267 | 108 | 31 | 12 | 4 | 65 | 37 | Aug. |
| 9月 | 944 | 277 | 102 | 32 | 23 | 11 | 63 | 34 | Sep. |
| 10月 | 1,067 | 257 | 134 | 31 | 33 | 12 | 57 | 32 | Oct. |
| 11月 | 1,025 | 238 | 117 | 32 | 36 | 11 | 54 | 7 | Nov. |
| 12月 | 820 | 236 | 111 | 35 | 18 | 5 | 54 | 10 | Dec. |

単位 (Unit) : 1000m²

| 年 月 | 6 合成繊維織物(1)~(2) Synthetic fiber fabrics | | (1) ポリエステル Polyester fiber fabrics | | (2) その他 Other synthetic fiber fabrics | | 7 その他の織物 Other fabrics | | Year, Quarter and Month |
|-------------|--|-------------------------------|---------------------------------------|-------------------------------|--|-------------------------------|---------------------------------|-------------------------------|-------------------------------|
| | 消費数量 Consumption Quantity | 在庫数量 Inventory Quantity | 消費数量 Consumption Quantity | 在庫数量 Inventory Quantity | 消費数量 Consumption Quantity | 在庫数量 Inventory Quantity | 消費数量 Consumption Quantity | 在庫数量 Inventory Quantity | |
| 平成11年 | 180,493 | 6,774 | 126,958 | 5,332 | 53,535 | 1,441 | 19,180 | 1,417 | C. Y. 1999 |
| 12 | 150,561 | 6,192 | 101,027 | 4,332 | 49,533 | 1,859 | 18,599 | 1,078 | 2000 |
| 13 | 126,461 | 5,521 | 83,851 | 4,000 | 42,610 | 1,521 | 14,806 | 1,102 | 2001 |
| 14 | 99,057 | 4,805 | 65,587 | 3,299 | 33,471 | 1,506 | 12,543 | 1,109 | 2002 |
| 15 | 79,735 | 4,492 | 49,371 | 2,959 | 30,364 | 1,533 | 10,083 | 1,009 | 2003 |
| 平成13年度 | 118,756 | 5,172 | 78,966 | 3,567 | 39,790 | 1,605 | 14,280 | 1,102 | F. Y. 2001 |
| 14 | 94,074 | 4,792 | 61,338 | 3,019 | 32,737 | 1,773 | 11,938 | 948 | 2002 |
| 平成15年 1月~3月 | 21,183 | 4,792 | 13,457 | 3,019 | 7,726 | 1,773 | 2,880 | 948 | Q 1 2003 |
| 4月~6月 | 20,850 | 4,319 | 13,048 | 2,732 | 7,801 | 1,586 | 2,676 | 935 | Q 2 |
| 7月~9月 | 18,993 | 4,367 | 11,674 | 2,839 | 7,319 | 1,528 | 2,394 | 893 | Q 3 |
| 10月~12月 | 18,709 | 4,492 | 11,191 | 2,959 | 7,518 | 1,533 | 2,133 | 1,009 | Q 4 |
| 平成15年 1月 | 6,472 | 4,602 | 4,118 | 3,025 | 2,354 | 1,577 | 886 | 1,052 | Jan. 2003 |
| 2月 | 7,063 | 4,719 | 4,475 | 3,090 | 2,587 | 1,629 | 984 | 1,037 | Feb. |
| 3月 | 7,649 | 4,792 | 4,864 | 3,019 | 2,785 | 1,773 | 1,011 | 948 | Mar. |
| 4月 | 7,345 | 4,483 | 4,722 | 2,901 | 2,623 | 1,582 | 974 | 967 | Apr. |
| 5月 | 6,907 | 4,172 | 4,331 | 2,634 | 2,575 | 1,538 | 872 | 943 | May |
| 6月 | 6,598 | 4,319 | 3,995 | 2,732 | 2,603 | 1,586 | 830 | 935 | Jun. |
| 7月 | 6,473 | 4,335 | 4,013 | 2,815 | 2,460 | 1,520 | 879 | 865 | Jul. |
| 8月 | 6,044 | 4,314 | 3,819 | 2,805 | 2,225 | 1,508 | 755 | 912 | Aug. |
| 9月 | 6,476 | 4,367 | 3,841 | 2,839 | 2,634 | 1,528 | 760 | 893 | Sep. |
| 10月 | 6,621 | 4,158 | 3,878 | 2,697 | 2,743 | 1,461 | 775 | 949 | Oct. |
| 11月 | 6,225 | 4,216 | 3,641 | 2,784 | 2,584 | 1,432 | 682 | 976 | Nov. |
| 12月 | 5,863 | 4,492 | 3,672 | 2,959 | 2,191 | 1,533 | 676 | 1,009 | Dec. |

単位 (Unit) : 1000m² 5) 染色整理 Dyeing and Finishing processes ①染料・顔料消費 Consumption of Dyes and Pigments 単位 (Unit) : kg

| 年 月 | ニット生地 Knit fabrics | | 染料 Dye | | | | | | Year, Quarter and Month |
|-------------|---------------------------------|-------------------------------|-----------------|---------------------------|----------------------|-------------------------------|-----------------------------------|---|-------------------------------|
| | 消費数量 Consumption Quantity | 在庫数量 Inventory Quantity | 合計 Dye Total | 直接 Direct dye stuff | 酸性 Acid dye stuff | | | カチオン・ラピッド ・その他の塩基 Cationic, Rapid, Other basic dye | |
| | | | | | 計 Total | 含金属錯塩 Metal complex dye | その他の酸性 Other acid dye stuff | | |
| 平成11年 | 197,760 | 10,649 | 15,541,997 | 397,997 | 638,351 | 150,789 | 487,562 | 552,619 | C. Y. 1999 |
| 12 | 171,835 | 10,656 | 14,302,863 | 331,008 | 581,644 | 137,348 | 444,296 | 453,162 | 2000 |
| 13 | 143,551 | 10,638 | 14,204,480 | 290,720 | 541,559 | 132,290 | 409,269 | 438,720 | 2001 |
| 14 | 128,725 | 7,883 | 13,047,301 | 236,153 | 512,813 | 120,644 | 392,169 | 326,396 | 2002 |
| 15 | 114,376 | 6,051 | 12,542,989 | 209,325 | 471,982 | 113,559 | 358,423 | 284,809 | 2003 |
| 平成13年度 | 138,984 | 10,252 | 13,864,091 | 278,805 | 535,488 | 132,805 | 402,683 | 418,936 | F. Y. 2001 |
| 14 | 126,206 | 6,630 | 13,049,298 | 228,978 | 507,304 | 117,479 | 389,825 | 318,482 | 2002 |
| 平成15年 1月~3月 | 30,933 | 6,630 | 3,032,102 | 50,855 | 103,385 | 21,072 | 82,313 | 59,362 | Q 1 2003 |
| 4月~6月 | 29,427 | 5,922 | 3,227,681 | 53,714 | 129,166 | 30,798 | 98,368 | 74,981 | Q 2 |
| 7月~9月 | 26,797 | 5,833 | 3,204,661 | 54,580 | 127,139 | 35,059 | 92,080 | 86,646 | Q 3 |
| 10月~12月 | 27,220 | 6,051 | 3,078,545 | 50,176 | 112,292 | 26,630 | 85,662 | 63,820 | Q 4 |
| 平成15年 1月 | 9,548 | 6,730 | 982,819 | 15,986 | 34,981 | 6,909 | 28,072 | 18,869 | Jan. 2003 |
| 2月 | 10,419 | 6,884 | 999,475 | 17,306 | 34,790 | 6,903 | 27,887 | 19,937 | Feb. |
| 3月 | 10,965 | 6,630 | 1,049,808 | 17,563 | 33,614 | 7,260 | 26,354 | 20,556 | Mar. |
| 4月 | 10,042 | 6,042 | 1,038,775 | 17,218 | 38,771 | 8,374 | 30,397 | 21,369 | Apr. |
| 5月 | 9,862 | 5,879 | 1,064,849 | 18,256 | 45,381 | 10,159 | 35,222 | 24,181 | May |
| 6月 | 9,523 | 5,922 | 1,124,057 | 18,240 | 45,014 | 12,265 | 32,749 | 29,431 | Jun. |
| 7月 | 9,531 | 5,882 | 1,174,486 | 19,373 | 45,535 | 12,811 | 32,724 | 30,993 | Jul. |
| 8月 | 8,411 | 5,629 | 1,015,331 | 18,611 | 40,378 | 11,618 | 28,760 | 28,612 | Aug. |
| 9月 | 8,855 | 5,833 | 1,014,844 | 16,596 | 41,226 | 10,630 | 30,596 | 27,041 | Sep. |
| 10月 | 9,147 | 6,089 | 1,039,848 | 17,229 | 41,520 | 10,629 | 30,891 | 23,677 | Oct. |
| 11月 | 8,797 | 5,841 | 1,031,069 | 16,483 | 36,060 | 8,097 | 27,963 | 22,000 | Nov. |
| 12月 | 9,275 | 6,051 | 1,007,628 | 16,464 | 34,712 | 7,904 | 26,808 | 18,143 | Dec. |

単位 (Unit) : kg

| 年 月 | 染料 Dye | | | | | | | Year, Quarter and Month |
|-------------|--|--|---------------------|-------------------|------------------------------|------------------------------|---------------------------------|-------------------------------|
| | 媒染・酸性媒染 Mordant and acid dye stuff | 硫化・硫化建染 Sulphur and oxidation dye stuff | 建染 Vat dye stuff | ナフトール Naphthol | 分散性 Disperse dye stuff | 反応性 Reactive dye stuff | 蛍光 Fluorescence dye stuff | |
| 平成11年 | 552,135 | 162,089 | 296,770 | 56,592 | 6,378,981 | 5,768,850 | 633,673 | C. Y. 1999 |
| 12 | 423,186 | 132,963 | 285,269 | 48,561 | 5,827,404 | 5,547,856 | 573,550 | 2000 |
| 13 | 453,900 | 127,488 | 238,367 | 25,859 | 5,745,311 | 5,745,999 | 508,838 | 2001 |
| 14 | 451,379 | 117,543 | 188,673 | 19,897 | 5,299,249 | 5,322,902 | 473,543 | 2002 |
| 15 | 373,045 | 118,909 | 210,882 | 18,763 | 5,167,255 | 5,121,668 | 459,859 | 2003 |
| 平成13年度 | 459,262 | 124,548 | 223,554 | 23,737 | 5,595,692 | 5,626,574 | 490,751 | F. Y. 2001 |
| 14 | 437,318 | 115,490 | 193,059 | 20,382 | 5,332,093 | 5,321,758 | 472,379 | 2002 |
| 平成15年 1月～3月 | 72,098 | 28,792 | 49,405 | 5,223 | 1,243,471 | 1,284,530 | 110,504 | Q 1 2003 |
| 4月～6月 | 91,794 | 30,688 | 55,849 | 5,564 | 1,295,941 | 1,354,428 | 109,955 | Q 2 |
| 7月～9月 | 118,226 | 29,037 | 49,507 | 4,186 | 1,349,616 | 1,247,884 | 109,790 | Q 3 |
| 10月～12月 | 90,927 | 30,392 | 56,121 | 3,790 | 1,278,227 | 1,234,826 | 129,610 | Q 4 |
| 平成15年 1月 | 21,622 | 9,769 | 16,980 | 1,308 | 406,671 | 412,739 | 35,801 | Jan. 2003 |
| 2月 | 24,345 | 9,550 | 16,525 | 1,820 | 397,210 | 433,247 | 36,307 | Feb. |
| 3月 | 26,131 | 9,473 | 15,900 | 2,095 | 439,590 | 438,544 | 38,396 | Mar. |
| 4月 | 27,021 | 11,079 | 16,725 | 2,339 | 420,692 | 436,574 | 38,296 | Apr. |
| 5月 | 33,425 | 10,579 | 18,539 | 1,433 | 419,374 | 449,183 | 36,073 | May |
| 6月 | 31,348 | 9,030 | 20,585 | 1,792 | 455,875 | 468,671 | 35,586 | Jun. |
| 7月 | 37,753 | 10,252 | 17,768 | 1,540 | 487,924 | 477,457 | 36,187 | Jul. |
| 8月 | 37,669 | 9,058 | 14,037 | 1,305 | 433,157 | 389,439 | 34,858 | Aug. |
| 9月 | 42,804 | 9,727 | 17,702 | 1,341 | 428,535 | 380,988 | 38,745 | Sep. |
| 10月 | 39,227 | 11,755 | 17,932 | 1,585 | 431,895 | 403,791 | 41,876 | Oct. |
| 11月 | 29,558 | 9,433 | 18,469 | 1,194 | 431,977 | 411,960 | 44,136 | Nov. |
| 12月 | 22,142 | 9,204 | 19,720 | 1,011 | 414,355 | 419,075 | 43,598 | Dec. |

単位 (Unit) : kg ②染色整理 燃料消費 Dyeing and Finishing processes Consumption of Fuel

| 年 月 | 染料 Dye | 顔料 Pigment | 灯油 (kl) Kerosene | 液化石油ガス (t) Liquefied petroleum gas | 都市ガス (1000m ³) Town gas | A重油 (kl) Fuel oil A | B・C重油 (kl) Fuel oil B・C | Year, Quarter and Month |
|-------------|------------------------------|----------------------|------------------------|---|---|---------------------------|-------------------------------|-------------------------------|
| | その他の染料 Other dye stuff | カラーベース Color base | | | | | | |
| 平成11年 | 103,940 | 1,658,365 | 11,909 | 111,360 | 78,583 | ... | ... | C. Y. 1999 |
| 12 | 98,260 | 1,812,296 | 9,479 | 106,766 | 77,813 | 160,785 | 419,353 | 2000 |
| 13 | 87,719 | 1,656,123 | 9,275 | 103,547 | 75,545 | 139,768 | 392,806 | 2001 |
| 14 | 98,753 | 1,507,649 | 8,500 | 94,492 | 68,942 | 132,257 | 355,065 | 2002 |
| 15 | 106,492 | 1,491,857 | 7,686 | 90,433 | 69,018 | 139,373 | 324,649 | 2003 |
| 平成13年度 | 86,744 | 1,613,814 | 9,370 | 100,661 | 73,637 | 136,729 | 377,538 | F. Y. 2001 |
| 14 | 102,055 | 1,499,671 | 7,896 | 93,647 | 69,627 | 135,346 | 351,048 | 2002 |
| 平成15年 1月～3月 | 24,477 | 358,356 | 2,356 | 23,521 | 18,455 | 35,828 | 88,278 | Q 1 2003 |
| 4月～6月 | 25,601 | 358,369 | 1,712 | 22,287 | 17,056 | 34,374 | 81,333 | Q 2 |
| 7月～9月 | 28,050 | 374,757 | 1,530 | 21,431 | 16,310 | 33,084 | 72,942 | Q 3 |
| 10月～12月 | 28,364 | 400,375 | 2,088 | 23,194 | 17,197 | 36,087 | 82,096 | Q 4 |
| 平成15年 1月 | 8,093 | 118,884 | 739 | 7,837 | 6,016 | 11,675 | 29,896 | Jan. 2003 |
| 2月 | 8,438 | 122,323 | 909 | 7,692 | 6,115 | 11,929 | 28,996 | Feb. |
| 3月 | 7,946 | 117,149 | 708 | 7,992 | 6,324 | 12,224 | 29,386 | Mar. |
| 4月 | 8,691 | 118,610 | 589 | 7,410 | 5,823 | 11,405 | 27,481 | Apr. |
| 5月 | 8,425 | 123,375 | 567 | 7,376 | 5,604 | 11,158 | 27,374 | May |
| 6月 | 8,485 | 116,384 | 556 | 7,501 | 5,629 | 11,811 | 26,478 | Jun. |
| 7月 | 9,704 | 126,089 | 521 | 7,721 | 5,630 | 11,930 | 26,218 | Jul. |
| 8月 | 8,207 | 111,872 | 455 | 6,610 | 5,106 | 10,117 | 22,930 | Aug. |
| 9月 | 10,139 | 136,796 | 554 | 7,100 | 5,574 | 11,037 | 23,794 | Sep. |
| 10月 | 9,361 | 146,656 | 564 | 7,636 | 5,703 | 12,140 | 26,728 | Oct. |
| 11月 | 9,799 | 141,226 | 597 | 7,691 | 5,630 | 12,135 | 27,286 | Nov. |
| 12月 | 9,204 | 112,493 | 927 | 7,867 | 5,864 | 11,812 | 28,082 | Dec. |

6) 燃料・電力消費 Consumption of Fuel and Electricity

①重油消費 Fuel oil

単位 (Unit) : kl

②電力消費 Electricity

単位 (Unit) : 10³kwh

| 年 月 | 染色整理 Dyeing and Finishing processes | | | 紡績 Spinning | Year and Month |
|-------------|--|---------------------|---------------------|----------------|----------------------|
| | 計 Total | 織物 Woven fabrics | 毛織物 Wool fabrics | | |
| 平成11年 | 628,254 | 528,625 | 99,629 | 1,339,328 | C. Y. 1999 |
| 12 | 580,138 | 493,722 | 86,416 | 1,213,437 | 2000 |
| 13 | 532,574 | 452,746 | 79,828 | 1,070,698 | 2001 |
| 14 | 487,322 | 415,989 | 71,333 | 916,770 | 2002 |
| 15 | 464,022 | 400,606 | 63,416 | 823,261 | 2003 |
| 平成13年度 | 514,267 | 436,498 | 77,769 | 1,032,129 | F. Y. 2001 |
| 14 | 486,394 | 416,303 | 70,091 | 891,469 | 2002 |
| 平成15年 1月～3月 | 124,106 | 108,570 | 15,536 | 202,872 | Q 1 2003 |
| 4月～6月 | 115,707 | 99,588 | 16,119 | 214,546 | Q 2 |
| 7月～9月 | 106,026 | 90,513 | 15,513 | 207,055 | Q 3 |
| 10月～12月 | 118,183 | 101,935 | 16,248 | 198,788 | Q 4 |
| 平成15年 1月 | 41,571 | 36,420 | 5,151 | 64,171 | Jan. 2003 |
| 2月 | 40,925 | 35,672 | 5,253 | 68,191 | Feb. |
| 3月 | 41,610 | 36,478 | 5,132 | 70,510 | Mar. |
| 4月 | 38,886 | 34,014 | 4,872 | 71,737 | Apr. |
| 5月 | 38,532 | 32,872 | 5,660 | 69,162 | May |
| 6月 | 38,289 | 32,702 | 5,587 | 73,647 | Jun. |
| 7月 | 38,148 | 32,683 | 5,465 | 71,665 | Jul. |
| 8月 | 33,047 | 28,149 | 4,898 | 63,281 | Aug. |
| 9月 | 34,831 | 29,681 | 5,150 | 72,109 | Sep. |
| 10月 | 38,868 | 33,203 | 5,665 | 68,582 | Oct. |
| 11月 | 39,421 | 34,041 | 5,380 | 65,625 | Nov. |
| 12月 | 39,894 | 34,691 | 5,203 | 64,581 | Dec. |

②電力消費 (つづき) Electricity (continued)

単位 (Unit) : 10³kwh

| 年 月 | 織物 Woven fabrics | | | | | 染色整理 Dyeing and Finishing processes | | | Year and Month |
|-------------|---------------------|---|----------------------------------|---|--|--|------------------------|------------------------|----------------------|
| | 計 Total | 綿スフ織物業 Cotton staple fabrics industry | 毛織物業 Wool fabrics industry | 絹・人絹織物業 Silk rayon fabrics industry | 麻織物業 Bast fiber fabrics industry | 計 Total | 織物 Woven fabrics | 毛織物 Wool fabrics | |
| 平成11年 | 1,377,733 | 714,939 | 68,102 | 590,506 | 4,186 | 1,242,056 | 1,059,657 | 182,399 | C. Y. 1999 |
| 12 | 1,319,750 | 674,980 | 46,161 | 594,169 | 4,440 | 1,181,125 | 1,017,791 | 163,334 | 2000 |
| 13 | 1,243,862 | 629,960 | 44,805 | 565,255 | 3,843 | 1,121,709 | 969,351 | 152,358 | 2001 |
| 14 | 1,138,256 | 580,210 | 40,887 | 513,589 | 3,570 | 1,041,249 | 899,798 | 141,451 | 2002 |
| 15 | 1,076,695 | 554,996 | 37,679 | 480,391 | 3,628 | 993,329 | 865,455 | 127,874 | 2003 |
| 平成13年度 | 1,220,743 | 616,958 | 43,852 | 556,316 | 3,617 | 1,095,344 | 945,577 | 149,767 | F. Y. 2001 |
| 14 | 1,122,910 | 576,068 | 40,078 | 503,161 | 3,603 | 1,036,187 | 896,546 | 139,641 | 2002 |
| 平成15年 1月～3月 | 268,584 | 138,593 | 8,763 | 120,355 | 874 | 247,465 | 219,212 | 28,253 | Q 1 2003 |
| 4月～6月 | 268,808 | 138,804 | 9,163 | 119,962 | 879 | 245,986 | 214,712 | 31,274 | Q 2 |
| 7月～9月 | 272,639 | 140,966 | 10,348 | 120,399 | 926 | 250,855 | 214,710 | 36,145 | Q 3 |
| 10月～12月 | 266,663 | 136,633 | 9,406 | 119,675 | 949 | 249,023 | 216,821 | 32,202 | Q 4 |
| 平成15年 1月 | 87,737 | 44,283 | 2,893 | 40,274 | 286 | 81,858 | 72,623 | 9,235 | Jan. 2003 |
| 2月 | 89,466 | 46,537 | 3,048 | 39,579 | 302 | 81,778 | 72,277 | 9,501 | Feb. |
| 3月 | 91,382 | 47,773 | 2,821 | 40,502 | 286 | 83,829 | 74,312 | 9,517 | Mar. |
| 4月 | 90,100 | 46,550 | 2,907 | 40,347 | 297 | 80,674 | 71,182 | 9,492 | Apr. |
| 5月 | 87,893 | 44,884 | 3,191 | 39,535 | 284 | 81,414 | 71,247 | 10,167 | May |
| 6月 | 90,815 | 47,371 | 3,065 | 40,080 | 299 | 83,898 | 72,283 | 11,615 | Jun. |
| 7月 | 92,922 | 48,414 | 3,523 | 40,693 | 293 | 86,379 | 74,102 | 12,277 | Jul. |
| 8月 | 87,587 | 44,405 | 3,332 | 39,545 | 305 | 81,128 | 69,385 | 11,743 | Aug. |
| 9月 | 92,129 | 48,148 | 3,493 | 40,161 | 328 | 83,348 | 71,223 | 12,125 | Sep. |
| 10月 | 90,919 | 46,894 | 3,383 | 40,307 | 335 | 82,960 | 71,374 | 11,586 | Oct. |
| 11月 | 88,561 | 45,325 | 3,005 | 39,926 | 306 | 83,243 | 72,531 | 10,712 | Nov. |
| 12月 | 87,183 | 44,414 | 3,019 | 39,441 | 309 | 82,820 | 72,916 | 9,904 | Dec. |

注：平成14年年報より「化学繊維」は含まれていません。石油等消費動態統計をご覧ください。

Note: The chemical fibers has been excluded since Yearbook 2002. Refer to Current survey of energy Consumption Statistics.

(2) 原材料消費・在庫統計表 (年表)

Yearly Consumption and Inventory of raw materials

1) 化学繊維用原材料 Raw materials for Chemical fibers

単位 (Unit) : t

| 品 目 | 消費数量 Consumption Quantity | Goods |
|------------------------|------------------------------|--|
| 再生・半合成繊維用 アセテートフレーク | 103,505 | For regenerated and semi-synthetic fibers Acetate flake |
| 合成繊維用 | | For synthetic fibers |
| カプロラクタム | 41,164 | Caprolactam |
| ナイロンチップ | 88,208 | Nylon chip |
| ポリビニルアルコール | 42,460 | Polyvinyl alcohol |
| アクリロニトリル | 275,050 | Acrylonitrile |
| テレフタル酸 | 214,852 | Terephthalic acid |
| テレフタル酸ジメチル | 77,812 | Dimethyl terephthalate |
| エチレングリコール | 129,736 | Ethylene glycol |
| ポリエステルチップ | 150,994 | Polyester chip |
| 再生ポリエステルチップ | 12,417 | Recycled polyester chip |
| ポリプロピレン | 125,056 | Polypropylene |

2) ニット・衣服縫製品用原反 Cloth for Knit and Sewn clothing

単位 (Unit) : 千m² (1000m²)

| 品 目 | 消費数量 | | Goods |
|------------|----------------------|------------------------------|-------------------------------|
| | Consumption Quantity | 年末在庫数量 Inventory Quantity | |
| 織物合計 | 158,671 | 8,410 | Fabrics total |
| 綿織物 | 39,640 | 1,786 | Cotton fabrics |
| 毛織物 | 26,770 | 1,074 | Wool fabrics |
| そ毛 | 17,678 | 837 | Worsted fabrics |
| 紡毛 | 9,092 | 236 | Woolen fabrics |
| 合成繊維織物 | 79,735 | 4,492 | Synthetic fiber fabrics |
| ポリエステル | 49,371 | 2,959 | Polyester fiber fabrics |
| その他の合成繊維織物 | 30,364 | 1,533 | Other synthetic fiber fabrics |
| 人絹織物 | 1,399 | 35 | Rayon fabrics |
| スフ織物 | 268 | 5 | Rayon staple fabrics |
| アセテート織物 | 775 | 10 | Acetate fabrics |
| その他の織物 | 10,083 | 1,009 | Other fabrics |
| ニット生地合計 | 114,376 | 6,051 | Knit fabrics |

3) 染料・顔料消費 Dyes and Pigments

単位 (Unit) : kg

| 品 目 | 消費数量 Consumption Quantity | Goods |
|------------------|------------------------------|--|
| 染料合計 | 12,542,989 | Dye total |
| 直接 | 209,325 | Direct dye stuff |
| 酸性 | 471,982 | Acid dye stuff |
| 含金属錯塩 | 113,559 | Metal complex dye |
| その他の酸性 | 358,423 | Other acid dye stuff |
| カチオン・ラピッド・その他の塩基 | 284,809 | Cationic・Rapid・Other basic dye |
| 媒染・酸性媒染 | 373,045 | Mordant and acid dye stuff |
| 硫化・硫化建染 | 118,909 | Sulphur and oxidation dye stuff |
| 建染 | 210,882 | Vat dye stuff |
| ナフトール | 18,763 | Naphthol |
| 分散性 | 5,167,255 | Disperse dye stuff |
| 反応性 | 5,121,668 | Reactive dye stuff |
| 蛍光 | 459,859 | Fluorescence dye stuff |
| その他の染料 (アニリンを含む) | 106,492 | Other dye stuff (aniline dye included) |
| 顔料/カラーベース | 1,491,857 | Pigment/color base |

4) 染色整理 燃料・電力消費 Dyeing and Finishing processes Consumption of Fuel and Electricity

| 種 別 | 単位 Unit | 計 | | Goods | |
|--------|--------------------------------|---------|--|--|-------------------------|
| | | Total | 織物染色整理業 Fabric dyeing and finishing industry | 毛織物染色整理業 Wool fabric dyeing and finishing industry | |
| 灯油 | kl | 7,686 | 6,021 | 1,665 | Kerosene |
| 重油 | kl | 464,022 | 400,606 | 63,416 | Fuel oil total |
| A重油 | kl | 139,373 | 120,008 | 19,365 | Fuel oil A |
| B・C重油 | kl | 324,649 | 280,598 | 44,051 | Fuel oil B・C |
| 液化石油ガス | t | 90,433 | 88,144 | 2,289 | Liquefied petroleum gas |
| 都市ガス | 10 ³ m ³ | 69,018 | 62,996 | 6,022 | Town gas |
| 電力 | 10 ³ kwh | 993,329 | 865,455 | 127,874 | Electricity |

5) 繊維原料総括表 Summary table of Fiber raw materials

| 品 目 | 消費数量 Consumption Quantity | | | |
|------------------|------------------------------|----------------|-------------------------------------|---------------|
| | 計 Total | 紡績 Spinning | フェルト・不織布 Felt, non-woven fabrics | 製綿 Wadding |
| 綿花 | 132,957 | 132,329 | ... | 628 |
| 落綿 (綿の反毛・屑を含む) | 4,831 | 3,815 | ... | 1,016 |
| 羊毛 (トップを含む) | 17,406 | 13,787 | ... | 3,619 |
| 獣毛トップ | 634 | 634 | ... | ... |
| 洗上羊毛 (紡毛用) | 5,483 | 4,981 | 502 | ... |
| 獣毛 | 441 | 441 | ... | ... |
| 副蚕糸 (さく蚕糸を含む) | 86 | 86 | ... | ... |
| ベニー・プーレット | 62 | 62 | ... | ... |
| 麻 | 2,358 | 2,358 | ... | ... |
| ビスコース | 31,713 | 14,502 | 17,211 | ... |
| キュブラ | 178 | 178 | ... | ... |
| その他再生・半合成繊維 | 2,097 | 2,097 | ... | ... |
| 合成繊維短繊維 (トップを含む) | 329,604 | 73,899 | 244,996 | 10,709 |
| ナイロン | 15,766 | 2,131 | 13,635 | ... |
| ビニロン | 5,262 | 5,262 | ... | ... |
| アクリル | 25,994 | 25,994 | ... | ... |
| ポリエステル | 162,277 | 38,116 | 113,656 | 10,505 |
| ポリプロピレン | 86,461 | ... | 86,461 | ... |
| その他の合成繊維 | 33,843 | 2,396 | 31,243 | 204 |
| 毛屑 | 1,248 | ... | 1,248 | ... |
| パルプ | 20,562 | ... | 20,562 | ... |
| ガラス繊維 | 2,127 | ... | 2,127 | ... |
| その他 (品目不明) | 24,494 | ... | 24,494 | ... |

注：フェルト・不織布 (消費及び在庫) の合成繊維は、長繊維を含む。

Note: In felt non-woven fabrics (consumption and inventory), synthetic chemical staple fibers include filament fibers.

6) 原糸総括表 Summary table of Material yarn

| 品 目 | 消費数量 Consumption Quantity | | | | | |
|--------------------|------------------------------|---|--|-------------------------------|---------------------------------------|-------------------------------------|
| | 合計 Grand Total | 織物用 (タイヤコード、タオル用を含む) For woven fabrics (Tire cord, Towel included) | | | | |
| | | 計 Total | 綿スフ織物業 Cotton staple fabrics industry | 毛織物業 Wool fabrics industry | 絹人絹織物業 Silk rayon fabrics industry | 麻織物業 Bast fiber fabrics industry |
| 合計 | 556,636 | 423,471 | 262,580 | 19,714 | 140,208 | 969 |
| 綿糸 | 158,038 | 126,192 | 124,049 | 224 | 1,895 | 24 |
| 毛糸 | 21,967 | 18,764 | 3,285 | 15,246 | 233 | - |
| そ毛 | 17,532 | 15,395 | 2,358 | 12,830 | 207 | - |
| 紡毛 | 4,435 | 3,368 | 927 | 2,416 | 26 | - |
| 絹糸 (生糸・玉糸を含む) | 3,226 | 3,226 | 1 | 1 | 3,204 | 20 |
| 絹紡糸 (さく紡糸・ちゅう糸を含む) | 284 | 284 | 20 | 9 | 252 | 2 |
| 麻糸 | 685 | 685 | 499 | 20 | 20 | 146 |
| ビスコース人絹糸 | 3,165 | 3,165 | 722 | 3 | 2,440 | - |
| ビスコース・キュブラ人絹糸 | 1,019 | ... | ... | ... | ... | ... |
| ビスコーススフ糸 | 14,665 | 14,665 | 13,082 | 196 | 1,383 | 5 |
| ビスコース・キュブラスフ糸 | 1,279 | ... | ... | ... | ... | ... |
| キュブラ糸 | 3,227 | 3,227 | 23 | 9 | 3,192 | 3 |
| アセテート糸 | 3,400 | 3,197 | - | 0 | 3,196 | - |
| 綿糸・再生・半合成繊維糸 | 1,719 | ... | ... | ... | ... | ... |
| 合成繊維糸合計 | 343,963 | 250,067 | 120,899 | 4,006 | 124,393 | 770 |
| 合成繊維長繊維 | 245,581 | 187,419 | 70,994 | 530 | 115,882 | 14 |
| ナイロン | 59,572 | 40,489 | 27,005 | 29 | 13,455 | - |
| ポリエステル | 172,069 | 136,272 | 36,517 | 473 | 99,280 | 3 |
| その他の長繊維 | 13,940 | 10,658 | 7,472 | 28 | 3,148 | 11 |
| 合成繊維紡績糸 | 75,949 | 62,648 | 49,905 | 3,476 | 8,510 | 756 |
| ナイロン | 315 | ... | ... | ... | ... | ... |
| アクリル | 10,523 | 5,471 | 2,374 | 1,255 | 1,817 | 25 |
| ポリエステル | 53,985 | 48,220 | 41,124 | 1,535 | 5,046 | 514 |
| その他の紡績糸 | 11,126 | 8,957 | 6,408 | 686 | 1,647 | 217 |
| 合成繊維糸 (長短区分不明) | 22,433 | ... | ... | ... | ... | ... |
| ナイロン | 4,402 | ... | ... | ... | ... | ... |
| ポリエステル | 13,808 | ... | ... | ... | ... | ... |
| その他の合成繊維 | 4,224 | ... | ... | ... | ... | ... |

単位 (Unit) : t

| 年 末 在 庫 数 量 Inventory Quantity at year-end | | | | Goods |
|---|-----------------|-------------------------------------|----------------|--|
| 計 Total | 紡 績 Spinning | フェルト・不織布 Felt, non-woven fabrics | 製 綿 Wadding | |
| 32,491 | 32,233 | ... | 258 | Cotton |
| 476 | 399 | ... | 77 | Waste cotton (Recorded cotton fiber and soft mill wastes included) |
| 1,688 | 1,334 | ... | 354 | Wool (wool tops included) |
| 116 | 116 | ... | ... | Animal hair tops |
| 458 | 361 | 97 | ... | Scoured wool |
| 216 | 216 | ... | ... | Scoured animal hair |
| 18 | 18 | ... | ... | Waste silk and waste cocoom and tussah silk |
| 1 | 1 | ... | ... | Peignee and Bourrette |
| 288 | 288 | ... | ... | Flax |
| 3,807 | 2,204 | 1,603 | ... | Viscose rayon |
| 15 | 15 | ... | ... | Cuprammonium rayon |
| 423 | 423 | ... | ... | Other regenerated fibers and semi-synthetic fibers |
| 10,687 | 3,474 | 6,858 | 355 | Staple synthetic fibers |
| 808 | 87 | 721 | ... | Nylon staple fibers |
| 138 | 138 | ... | ... | Vinyon staple fibers |
| 809 | 809 | ... | ... | Acrylic staple fibers |
| 5,983 | 2,360 | 3,303 | 320 | Polyester staple fibers |
| 2,023 | ... | 2,023 | ... | Polypropylene staple fibers |
| 926 | 80 | 811 | 35 | Other synthetic fibers |
| 111 | ... | 111 | ... | Hard mill waste |
| 2,556 | ... | 2,556 | ... | Pulp |
| 242 | ... | 242 | ... | Glass fiber |
| 609 | ... | 609 | ... | Others (ignorance of commodity) |

単位 (Unit) : t

| 消費数量 (つづき) Consumption Quantity | | 年 末 在 庫 数 量 Inventory Quantity at year-end | | | | Goods |
|------------------------------------|--|---|-----------------------------|------------------|--|---|
| ニット用 For Knit | 細幅織物・ 組ひも・レース For Narrow fabrics, Braids and Lace fabrics | 合 計 Grand Total | 織物用 For woven fabrics | ニット用 For Knit | 細幅織物・ 組ひも・レース For Narrow fabrics, Braids and Lace fabrics | |
| 109,013 | 24,152 | 29,968 | 21,769 | 6,351 | 1,847 | Total |
| 31,846 | ... | 10,044 | 8,844 | 1,200 | ... | Cotton yarn |
| 3,203 | ... | 2,050 | 1,870 | 180 | ... | Woolen and worsted yarn |
| 2,137 | ... | 1,732 | 1,601 | 131 | ... | Worsted yarn |
| 1,066 | ... | 318 | 269 | 49 | ... | Woolen yarn |
| ... | ... | 221 | 221 | ... | ... | Silk yarn |
| ... | ... | 28 | 28 | ... | ... | Spun silk yarn (spun tussah silk yarn included) |
| ... | ... | 135 | 135 | ... | ... | Flax yarn |
| ... | ... | 69 | 69 | ... | ... | Viscose rayon yarn |
| 1,019 | ... | 204 | ... | 204 | ... | Viscose and cuprammonium rayon yarn |
| ... | ... | 418 | 418 | ... | ... | Viscose spun rayon yarn |
| 1,279 | ... | 45 | ... | 45 | ... | Viscose rayon (including cuprammonium) staple yarn |
| ... | ... | 90 | 90 | ... | ... | Cuprammonium rayon yarn |
| 203 | ... | 207 | 179 | 29 | ... | Acetate yarn |
| ... | 1,719 | 133 | ... | ... | 133 | Cotton yarn, regenerated yarn, semi-synthetic staple fiber yarn |
| 71,462 | 22,433 | 16,325 | 9,916 | 4,695 | 1,714 | Total of synthetic fiber yarn |
| 58,161 | ... | 11,250 | 7,296 | 3,954 | ... | Synthetic filament |
| 19,083 | ... | 1,987 | 828 | 1,160 | ... | Nylon filament |
| 35,796 | ... | 8,458 | 5,936 | 2,522 | ... | Polyester filament |
| 3,282 | ... | 805 | 533 | 272 | ... | Other synthetic filament |
| 13,301 | ... | 3,360 | 2,620 | 740 | ... | Spun yarn of synthetic fiber yarn |
| 315 | ... | 41 | ... | 41 | ... | Spun nylon yarn |
| 5,052 | ... | 252 | 75 | 177 | ... | Spun acrylic yarn |
| 5,765 | ... | 2,581 | 2,176 | 405 | ... | Spun polyester yarn |
| 2,168 | ... | 487 | 369 | 118 | ... | Other spun yarn of synthetic fiber yarn |
| ... | 22,433 | 1,714 | ... | ... | 1,714 | Synthetic yarn |
| ... | 4,402 | 400 | ... | ... | 400 | Nylon |
| ... | 13,808 | 1,005 | ... | ... | 1,005 | Polyester |
| ... | 4,224 | 309 | ... | ... | 309 | Other synthetic fiber yarn |

4 生産設備・生産能力統計（時系列）

Historical Data by Productive capacity

1) 化学繊維紡糸機・生産能力

Productive capacity, Spining machinery of Chemical fibers

単位 (Unit) : 日産 kg (kg/day)

| 年 月 | 化学繊維 Chemical fibers | | | | | | | | Year and Month | |
|-------|--|----------------------------|----------------------------------|-------------------|-------------------|--------------------------------------|------------------|---------|----------------------|-----------|
| | 1 ビスコース・キュブラ・アセテート短繊維 Regenerated and semi-synthetic staple fibers | | | | | 2 合成繊維短繊維 Synthetic staple fibers | | | | |
| | 計 ①~③ Total | ①ビスコース Viscose rayon | ②キュブラ Cuprammon- ium rayon | ③アセテート Acetate | 計 ①~⑥ Total | ①ナイロン Nylon | ②ビニロン Vinylon | | | |
| | | | | | | | | | | |
| 平成11年 | 6,240,411 | 617,283 | 354,383 | 7,000 | 255,900 | 2,644,716 | 55,236 | 221,968 | C. Y. 1999 | |
| 12 | 6,107,812 | 596,383 | 333,483 | 7,000 | 255,900 | 2,605,952 | 55,236 | 157,154 | 2000 | |
| 13 | 5,842,305 | 405,983 | 143,083 | 7,000 | 255,900 | 2,604,893 | 55,236 | 156,770 | 2001 | |
| 14 | 5,762,830 | 405,983 | 143,083 | 7,000 | 255,900 | 2,604,893 | 55,236 | 156,770 | 2002 | |
| 15 | 5,084,472 | 411,983 | 143,083 | 7,000 | 261,900 | 2,251,680 | 55,236 | 156,770 | 2003 | |
| 平成15年 | 1月 | 5,762,830 | 405,983 | 143,083 | 7,000 | 255,900 | 2,604,893 | 55,236 | 156,770 | Jan. 2003 |
| | 2月 | 5,737,510 | 405,983 | 143,083 | 7,000 | 255,900 | 2,586,783 | 55,236 | 156,770 | Feb. |
| | 3月 | 5,737,510 | 405,983 | 143,083 | 7,000 | 255,900 | 2,586,783 | 55,236 | 156,770 | Mar. |
| | 4月 | 5,195,398 | 405,983 | 143,083 | 7,000 | 255,900 | 2,250,045 | 55,236 | 156,770 | Apr. |
| | 5月 | 5,197,033 | 405,983 | 143,083 | 7,000 | 255,900 | 2,251,680 | 55,236 | 156,770 | May |
| | 6月 | 5,198,573 | 405,983 | 143,083 | 7,000 | 255,900 | 2,251,680 | 55,236 | 156,770 | Jun. |
| | 7月 | 5,198,573 | 405,983 | 143,083 | 7,000 | 255,900 | 2,251,680 | 55,236 | 156,770 | Jul. |
| | 8月 | 5,198,573 | 405,983 | 143,083 | 7,000 | 255,900 | 2,251,680 | 55,236 | 156,770 | Aug. |
| | 9月 | 5,198,573 | 405,983 | 143,083 | 7,000 | 255,900 | 2,251,680 | 55,236 | 156,770 | Sep. |
| | 10月 | 5,177,628 | 411,983 | 143,083 | 7,000 | 261,900 | 2,251,680 | 55,236 | 156,770 | Oct. |
| | 11月 | 5,180,228 | 411,983 | 143,083 | 7,000 | 261,900 | 2,251,680 | 55,236 | 156,770 | Nov. |
| | 12月 | 5,084,472 | 411,983 | 143,083 | 7,000 | 261,900 | 2,251,680 | 55,236 | 156,770 | Dec. |

| 年 月 | 化学繊維 Chemical fibers | | | | | | | | Year and Month | |
|-------|--------------------------------------|----------------------|---------------------------|---------------|---|----------------------------------|-------------------|-----------|----------------------|-----------|
| | 2 合成繊維短繊維 Synthetic staple fibers | | | | 3 キュブラ・アセテート長繊維 Regenerated and semi-synthetic filament fibers | | 計 ①~⑤ Total | | | |
| | ③アクリル Acrylic | ④ポリエステル Polyester | ⑤ポリプロピレン Polypropylene | ⑥その他 Other | 計 ①~② Total | ①キュブラ Cuprammon- ium rayon | ②アセテート Acetate | | | |
| | | | | | | | | | | |
| 平成11年 | 1,207,958 | 937,979 | 212,975 | 8,600 | 254,398 | 79,045 | 90,448 | 2,724,014 | C. Y. 1999 | |
| 12 | 1,243,248 | 937,979 | 202,975 | 9,360 | 228,993 | 79,045 | 90,448 | 2,676,484 | 2000 | |
| 13 | 1,243,248 | 937,979 | 202,300 | 9,360 | 169,493 | 79,045 | 90,448 | 2,661,936 | 2001 | |
| 14 | 1,243,248 | 937,979 | 202,300 | 9,360 | 136,815 | 79,045 | 57,770 | 2,615,139 | 2002 | |
| 15 | 998,220 | 829,794 | 202,300 | 9,360 | 114,070 | 56,300 | 57,770 | 2,306,739 | 2003 | |
| 平成15年 | 1月 | 1,243,248 | 937,979 | 202,300 | 9,360 | 136,815 | 79,045 | 57,770 | 2,615,139 | Jan. 2003 |
| | 2月 | 1,243,248 | 919,869 | 202,300 | 9,360 | 136,815 | 79,045 | 57,770 | 2,607,929 | Feb. |
| | 3月 | 1,243,248 | 919,869 | 202,300 | 9,360 | 136,815 | 79,045 | 57,770 | 2,607,929 | Mar. |
| | 4月 | 998,220 | 828,159 | 202,300 | 9,360 | 136,815 | 79,045 | 57,770 | 2,402,555 | Apr. |
| | 5月 | 998,220 | 829,794 | 202,300 | 9,360 | 136,815 | 79,045 | 57,770 | 2,402,555 | May |
| | 6月 | 998,220 | 829,794 | 202,300 | 9,360 | 136,815 | 79,045 | 57,770 | 2,404,095 | Jun. |
| | 7月 | 998,220 | 829,794 | 202,300 | 9,360 | 136,815 | 79,045 | 57,770 | 2,404,095 | Jul. |
| | 8月 | 998,220 | 829,794 | 202,300 | 9,360 | 136,815 | 79,045 | 57,770 | 2,404,095 | Aug. |
| | 9月 | 998,220 | 829,794 | 202,300 | 9,360 | 136,815 | 79,045 | 57,770 | 2,404,095 | Sep. |
| | 10月 | 998,220 | 829,794 | 202,300 | 9,360 | 114,070 | 56,300 | 57,770 | 2,399,895 | Oct. |
| | 11月 | 998,220 | 829,794 | 202,300 | 9,360 | 114,070 | 56,300 | 57,770 | 2,402,495 | Nov. |
| | 12月 | 998,220 | 829,794 | 202,300 | 9,360 | 114,070 | 56,300 | 57,770 | 2,306,739 | Dec. |

注：1. 「生産能力」とは月末に保有している設備の日算公称能力である。

2. 年次の「生産能力」は12月分である。

3. 「キュブラ・アセテート長繊維計」には、平成13年まで「ビスコース長繊維」が含まれる。

Note: 1. "Production capacity" is official production capacity per day of equipment held at the end of each month.

2. "Production capacity" in each year is that in December.

3. In the "3. Regenerated and semi-synthetic filament fibers Total", "Viscose rayon filament fibers" is included by 2001.

2) 紡機 Spinning Machinery

単位 (Unit) : 紡績 (錠) Spinning machinery (Spindle)
時間 (千時間) (1000hour)

| 年 月 | 化学繊維 Chemical fibers | | | | | 運転可能錠数 Spindle | | | Year and Month | |
|-------|--|----------------------|-------------------------|---------------------------|---------------|-------------------|----------------------|---------------------------|----------------------|-----------|
| | 4 合成繊維長繊維 Synthetic filament fibers | | | | | 合計 Total | ローラー式 Roller type | コンデンサー式 Condenser type | | |
| | ①ナイロン Nylon | ②ポリエステル Polyester | ③ポリエチレン Polyethylene | ④ポリプロピレン Polypropylene | ⑤その他 Other | | | | | |
| 平成11年 | 813,950 | 1,501,803 | 76,251 | 178,755 | 153,255 | 4,351,353 | 3,383,625 | 143,877 | C. Y. 1999 | |
| 12 | 803,038 | 1,463,293 | 76,251 | 178,755 | 155,147 | 3,761,102 | 2,920,677 | 133,478 | 2000 | |
| 13 | 803,038 | 1,414,113 | 69,751 | 218,755 | 156,279 | 3,433,161 | 2,684,892 | 113,411 | 2001 | |
| 14 | 785,358 | 1,388,183 | 68,551 | 217,108 | 155,939 | 3,141,909 | 2,514,051 | 93,384 | 2002 | |
| 15 | 626,762 | 1,241,620 | 68,551 | 217,108 | 152,698 | 2,758,443 | 2,215,777 | 88,612 | 2003 | |
| 平成15年 | 1月 | 785,358 | 1,388,183 | 68,551 | 217,108 | 155,939 | 3,079,976 | 2,456,195 | 91,449 | Jan. 2003 |
| | 2月 | 785,358 | 1,380,973 | 68,551 | 217,108 | 155,939 | 3,067,413 | 2,449,748 | 90,041 | Feb. |
| | 3月 | 785,358 | 1,380,973 | 68,551 | 217,108 | 155,939 | 3,036,688 | 2,448,946 | 88,966 | Mar. |
| | 4月 | 722,518 | 1,245,820 | 68,551 | 217,108 | 148,558 | 3,013,936 | 2,447,794 | 89,102 | Apr. |
| | 5月 | 722,518 | 1,245,820 | 68,551 | 217,108 | 148,558 | 3,013,840 | 2,447,794 | 89,102 | May |
| | 6月 | 722,518 | 1,245,820 | 68,551 | 217,108 | 150,098 | 2,877,902 | 2,320,338 | 89,102 | Jun. |
| | 7月 | 722,518 | 1,245,820 | 68,551 | 217,108 | 150,098 | 2,841,558 | 2,288,082 | 89,102 | Jul. |
| | 8月 | 722,518 | 1,245,820 | 68,551 | 217,108 | 150,098 | 2,771,704 | 2,222,086 | 88,612 | Aug. |
| | 9月 | 722,518 | 1,245,820 | 68,551 | 217,108 | 150,098 | 2,771,892 | 2,222,086 | 88,612 | Sep. |
| | 10月 | 722,518 | 1,241,620 | 68,551 | 217,108 | 150,098 | 2,765,607 | 2,215,801 | 88,612 | Oct. |
| | 11月 | 722,518 | 1,241,620 | 68,551 | 217,108 | 152,698 | 2,765,583 | 2,215,777 | 88,612 | Nov. |
| | 12月 | 626,762 | 1,241,620 | 68,551 | 217,108 | 152,698 | 2,758,443 | 2,215,777 | 88,612 | Dec. |

| 年 月 | 運転可能錠数 Spindle | | 総延運転錠時間数 Spindle hour/month | | | | | | Year and Month | |
|-------|----------------------|--------------|--------------------------------|----------------------|---------------------------|----------------------|--------------|----------------------|----------------------|-----------|
| | ギル式 Gill box type | その他 Other | 合計 Total | ローラー式 Roller type | コンデンサー式 Condenser type | ギル式 Gill box type | その他 Other | 1 綿糸用 Cotton yarn | | |
| | | | | | | | | 計 Total | | |
| 平成11年 | 755,257 | 68,594 | 21,215,392 | 17,258,169 | 578,957 | 3,060,547 | 317,719 | 9,630,861 | C. Y. 1999 | |
| 12 | 641,617 | 65,330 | 19,074,065 | 15,705,113 | 619,201 | 2,485,416 | 264,335 | 8,681,524 | 2000 | |
| 13 | 572,562 | 62,296 | 16,548,135 | 14,017,358 | 357,560 | 1,950,628 | 222,589 | 7,907,023 | 2001 | |
| 14 | 476,232 | 58,242 | 14,203,483 | 12,124,303 | 254,424 | 1,658,463 | 166,293 | 7,338,505 | 2002 | |
| 15 | 402,946 | 51,108 | 12,709,320 | 10,985,990 | 224,095 | 1,339,660 | 159,575 | 6,449,538 | 2003 | |
| 平成15年 | 1月 | 475,248 | 57,084 | 1,013,691 | 871,439 | 14,790 | 115,177 | 12,285 | 524,736 | Jan. 2003 |
| | 2月 | 470,540 | 57,084 | 1,090,631 | 924,152 | 27,592 | 126,351 | 12,536 | 568,814 | Feb. |
| | 3月 | 441,692 | 57,084 | 1,117,513 | 967,152 | 17,347 | 119,201 | 13,813 | 591,018 | Mar. |
| | 4月 | 419,956 | 57,084 | 1,123,471 | 974,807 | 18,294 | 113,894 | 16,476 | 589,858 | Apr. |
| | 5月 | 419,956 | 56,988 | 1,065,110 | 916,765 | 18,263 | 116,121 | 13,961 | 533,959 | May |
| | 6月 | 417,842 | 50,620 | 1,100,338 | 956,123 | 18,478 | 112,497 | 13,240 | 557,489 | Jun. |
| | 7月 | 411,666 | 52,708 | 1,070,273 | 919,657 | 19,091 | 117,559 | 13,966 | 516,512 | Jul. |
| | 8月 | 408,298 | 52,708 | 907,824 | 779,112 | 18,197 | 99,173 | 11,342 | 440,118 | Aug. |
| | 9月 | 408,486 | 52,708 | 1,070,039 | 932,161 | 18,287 | 106,490 | 13,101 | 532,997 | Sep. |
| | 10月 | 408,486 | 52,708 | 1,090,444 | 947,547 | 18,603 | 110,992 | 13,302 | 545,413 | Oct. |
| | 11月 | 408,486 | 52,708 | 1,032,352 | 899,603 | 17,666 | 102,341 | 12,742 | 524,098 | Nov. |
| | 12月 | 402,946 | 51,108 | 1,027,634 | 897,472 | 17,487 | 99,864 | 12,811 | 524,526 | Dec. |

注：1. 紡機の錠数は年末数又は月末数である。

2. 「麻糸用」計にはその他式を含む。

Note: 1. The number of spinning machinery is that at the end of the year or month.

2. The total of the production of "Flax yarn" includes the amount for other methods.

単位 (Unit) : 紡績 (錠) Spinning machinery (Spindle)
時間 (千時間) (1000hour)

| 年 月 | 総延運転錠時間数 Spindle hour/month | | | | | | | | Year and Month | |
|-------|--------------------------------|------------------------------|--------------|------------|--|------------------------------|-------------------------|--------------|----------------------|-----------|
| | 1 綿糸用 Cotton yarn | | | 計 Total | 2 ビスコース・キュプラ・ その他再生・半合成繊維糸用 Viscose, Cuprammonium rayon yarn and other cellulose fiber yarn | | | | | |
| | ローラー式 Roller type | コンデンサー式 Condenser type | その他 Other | | ローラー式 Roller type | コンデンサー式 Condenser type | ギル式 Gill box type | その他 Other | | |
| 平成11年 | 9,436,247 | 39,598 | 155,016 | 1,506,791 | 1,464,078 | 5,377 | 24,537 | 12,799 | C. Y. 1999 | |
| 12 | 8,527,644 | 30,784 | 123,096 | 1,402,795 | 1,356,135 | 2,878 | 30,894 | 12,888 | 2000 | |
| 13 | 7,783,450 | 23,576 | 99,997 | 1,123,673 | 1,084,062 | 4,722 | 24,873 | 10,016 | 2001 | |
| 14 | 7,261,137 | 15,016 | 62,352 | 1,018,516 | 986,036 | 3,670 | 18,899 | 9,911 | 2002 | |
| 15 | 6,382,020 | 13,862 | 53,656 | 988,819 | 963,478 | 3,662 | 11,504 | 10,175 | 2003 | |
| 平成15年 | 1月 | 518,883 | 1,055 | 4,798 | 99,197 | 95,128 | 456 | 2,742 | 871 | Jan. 2003 |
| | 2月 | 562,657 | 1,133 | 5,024 | 87,888 | 83,720 | 446 | 2,980 | 742 | Feb. |
| | 3月 | 584,792 | 1,181 | 5,045 | 84,795 | 81,993 | 235 | 1,407 | 1,160 | Mar. |
| | 4月 | 583,651 | 1,241 | 4,966 | 85,348 | 83,538 | 248 | 498 | 1,064 | Apr. |
| | 5月 | 529,198 | 1,202 | 3,559 | 85,773 | 84,200 | 240 | 428 | 905 | May |
| | 6月 | 552,520 | 1,203 | 3,766 | 82,200 | 81,191 | 237 | 64 | 708 | Jun. |
| | 7月 | 510,676 | 1,225 | 4,611 | 90,462 | 88,775 | 478 | 610 | 599 | Jul. |
| | 8月 | 435,121 | 1,033 | 3,964 | 78,280 | 77,100 | 376 | 157 | 647 | Aug. |
| | 9月 | 527,616 | 1,171 | 4,210 | 74,881 | 73,797 | 234 | 82 | 768 | Sep. |
| | 10月 | 539,937 | 1,209 | 4,267 | 74,686 | 73,105 | 255 | 594 | 732 | Oct. |
| | 11月 | 518,541 | 1,176 | 4,381 | 71,169 | 68,777 | 233 | 1,185 | 974 | Nov. |
| | 12月 | 518,428 | 1,033 | 5,065 | 74,140 | 72,154 | 224 | 757 | 1,005 | Dec. |

| 年 月 | 総延運転錠時間数 Spindle hour/month | | | | | | | | Year and Month | |
|-------|----------------------------------|----------------------|------------------------------|-------------------------|--------------|----------------------|----------------------|------------------------------|----------------------|-----------|
| | 3 合成繊維糸用 Synthetic fiber yarn | | | | | 4 毛糸用 Woolen yarn | | | | |
| | 計 Total | ローラー式 Roller type | コンデンサー式 Condenser type | ギル式 Gill box type | その他 Other | 計 Total | ローラー式 Roller type | コンデンサー式 Condenser type | | |
| 平成11年 | 7,315,421 | 6,325,770 | 74,413 | 765,435 | 149,803 | 2,687,995 | 8,066 | 458,041 | C. Y. 1999 | |
| 12 | 6,682,412 | 5,790,458 | 70,594 | 693,009 | 128,351 | 2,225,960 | 10,693 | 513,085 | 2000 | |
| 13 | 5,908,665 | 5,137,773 | 58,120 | 600,196 | 112,576 | 1,554,753 | 4,906 | 269,587 | 2001 | |
| 14 | 4,458,003 | 3,851,139 | 23,656 | 489,773 | 93,435 | 1,321,665 | 10,154 | 212,082 | 2002 | |
| 15 | 4,163,437 | 3,609,086 | 19,730 | 439,621 | 95,000 | 1,059,787 | 10,546 | 186,841 | 2003 | |
| 平成15年 | 1月 | 292,135 | 253,511 | 1,308 | 30,700 | 6,616 | 90,168 | 757 | 11,971 | Jan. 2003 |
| | 2月 | 326,601 | 274,030 | 1,559 | 44,242 | 6,770 | 101,281 | 899 | 24,454 | Feb. |
| | 3月 | 341,240 | 296,269 | 1,669 | 35,694 | 7,608 | 95,501 | 1,762 | 14,262 | Mar. |
| | 4月 | 349,565 | 305,118 | 1,728 | 32,273 | 10,446 | 95,293 | 935 | 15,077 | Apr. |
| | 5月 | 346,669 | 301,074 | 1,642 | 34,456 | 9,497 | 95,754 | 1,131 | 15,179 | May |
| | 6月 | 365,525 | 319,603 | 1,757 | 35,472 | 8,693 | 92,244 | 1,459 | 15,281 | Jun. |
| | 7月 | 366,470 | 317,923 | 1,554 | 38,310 | 8,683 | 94,109 | 1,398 | 15,834 | Jul. |
| | 8月 | 307,852 | 264,912 | 1,502 | 34,757 | 6,681 | 79,041 | 879 | 15,286 | Aug. |
| | 9月 | 376,985 | 328,435 | 1,764 | 38,787 | 7,999 | 81,707 | 742 | 15,118 | Sep. |
| | 10月 | 381,372 | 333,005 | 1,827 | 38,387 | 8,153 | 85,366 | 284 | 15,312 | Oct. |
| | 11月 | 358,227 | 310,544 | 1,737 | 38,681 | 7,265 | 75,236 | 131 | 14,520 | Nov. |
| | 12月 | 350,796 | 304,662 | 1,683 | 37,862 | 6,589 | 74,087 | 169 | 14,547 | Dec. |

単位 (Unit) : 紡績 (鍾) Spinning machinery (Spindle)
時間 (千時間) (1000hour)

| 年 月 | 総延運転鍾時間数 Spindle hour/month | | | | | | | | Year and Month | |
|-------|--------------------------------|--------------|------------|--------------------------|------------------------------|-------------------------|------------|----------------------|----------------------|-----------|
| | 4 毛糸用 Woolen yarn | | 計 Total | 5 絹紡糸用 Spun silk yarn | | | 計 Total | 6 麻糸用 Flax yarn | | |
| | ギル式 Gill box type | その他 Other | | ローラー式 Roller type | コンデンサー式 Condenser type | ギル式 Gill box type | | ローラー式 Roller type | | |
| 平成11年 | 2,221,888 | - | 27,628 | - | 1,528 | 26,100 | 46,696 | 24,008 | C. Y. 1999 | |
| 12 | 1,702,182 | - | 32,830 | - | 1,860 | 30,970 | 48,544 | 20,183 | 2000 | |
| 13 | 1,280,260 | - | 31,722 | 366 | 1,555 | 29,801 | 22,299 | 6,801 | 2001 | |
| 14 | 1,099,429 | - | 24,905 | 686 | - | 24,219 | 41,889 | 15,151 | 2002 | |
| 15 | 862,354 | 46 | 8,474 | 1,184 | - | 7,290 | 39,265 | 19,676 | 2003 | |
| 平成15年 | 1月 | 77,440 | - | 1,792 | 253 | - | 1,539 | 5,663 | 2,907 | Jan. 2003 |
| | 2月 | 75,928 | - | 478 | 45 | - | 433 | 5,569 | 2,801 | Feb. |
| | 3月 | 79,477 | - | 627 | 77 | - | 550 | 4,332 | 2,259 | Mar. |
| | 4月 | 79,281 | - | 566 | 45 | - | 521 | 2,841 | 1,520 | Apr. |
| | 5月 | 79,444 | - | 480 | 44 | - | 436 | 2,475 | 1,118 | May |
| | 6月 | 75,504 | - | 817 | 291 | - | 526 | 2,063 | 1,059 | Jun. |
| | 7月 | 76,877 | - | 554 | 33 | - | 521 | 2,166 | 852 | Jul. |
| | 8月 | 62,876 | - | 496 | 57 | - | 439 | 2,037 | 1,043 | Aug. |
| | 9月 | 65,801 | 46 | 529 | 52 | - | 477 | 2,940 | 1,519 | Sep. |
| | 10月 | 69,770 | - | 678 | 99 | - | 579 | 2,929 | 1,117 | Oct. |
| | 11月 | 60,585 | - | 773 | 79 | - | 694 | 2,849 | 1,531 | Nov. |
| | 12月 | 59,371 | - | 684 | 109 | - | 575 | 3,401 | 1,950 | Dec. |

3) 織機 織物用織機合計 Weaving machinery Machinery for woven fabrics total

| 年 月 | 一般織機合計 General weaving machinery total | | | | | | Year and Month | | |
|-------|---|-------|--|---|--|---|----------------------|--------|------------|
| | 6 麻糸用 Flax yarn | | 無ひ織機 Shuttleless looms | | 有ひ織機 Shuttle looms | | | | |
| | ギル式 Gill box type | | 月末保有台数 Number of machines hold at end month | 月間平均実働台数 Monthly total of working machines | 月末保有台数 Number of machines hold at end month | 月間平均実働台数 Monthly total of working machines | | | |
| 平成11年 | 22,587 | | 147,162 | 124,123 | 56,721 | 51,303 | 90,441 | 72,820 | C. Y. 1999 |
| 12 | 28,361 | | 117,753 | 100,763 | 48,517 | 45,025 | 69,236 | 55,738 | 2000 |
| 13 | 15,498 | | 105,977 | 89,949 | 45,924 | 42,434 | 60,053 | 47,515 | 2001 |
| 14 | 26,143 | | 95,475 | 80,905 | 42,286 | 38,607 | 53,189 | 42,298 | 2002 |
| 15 | 18,891 | | 88,723 | 74,561 | 40,077 | 36,441 | 48,646 | 38,121 | 2003 |
| 平成15年 | 1月 | 2,756 | 94,023 | 77,124 | 41,975 | 37,333 | 52,048 | 39,791 | Jan. 2003 |
| | 2月 | 2,768 | 93,673 | 76,831 | 41,856 | 37,153 | 51,817 | 39,678 | Feb. |
| | 3月 | 2,073 | 92,730 | 76,319 | 41,729 | 37,183 | 51,001 | 39,136 | Mar. |
| | 4月 | 1,321 | 91,860 | 75,147 | 41,282 | 36,757 | 50,578 | 38,390 | Apr. |
| | 5月 | 1,357 | 91,151 | 74,686 | 41,102 | 36,602 | 50,049 | 38,084 | May |
| | 6月 | 931 | 91,031 | 74,416 | 41,056 | 36,384 | 49,975 | 38,032 | Jun. |
| | 7月 | 1,241 | 90,686 | 74,328 | 40,798 | 36,310 | 49,888 | 38,018 | Jul. |
| | 8月 | 944 | 90,013 | 73,670 | 40,528 | 36,048 | 49,485 | 37,622 | Aug. |
| | 9月 | 1,343 | 89,641 | 73,475 | 40,377 | 35,957 | 49,264 | 37,518 | Sep. |
| | 10月 | 1,662 | 89,186 | 73,210 | 40,256 | 35,935 | 48,930 | 37,275 | Oct. |
| | 11月 | 1,196 | 88,955 | 72,916 | 40,213 | 35,920 | 48,742 | 36,996 | Nov. |
| | 12月 | 1,299 | 88,723 | 72,613 | 40,077 | 35,705 | 48,646 | 36,908 | Dec. |

注：1. 織機合計には「その他の織機」を含まない。

2. 年次の「月末保有台数」は年末、「月間平均実働台数」は年平均である。

Note: 1. The total for weaving machinery does not include amounts for "Other weaving machines."

2. "End-of-month number" in each year is the number at the end of the year. "Monthly total of operating machines" is annual average.

綿スフ織物業
Cotton staple woven fabrics industry

毛織物業
Wool fabrics industry

| 年 月 | 一般織機 合計 General weaving machinery total | | | | | | 一般織機 合計 General weaving machinery total | | Year and Month | |
|-------|--|---|--|---|--|---|--|---|----------------------|--------------|
| | 無ひ織機 Shuttleless looms | | 有ひ織機 Shuttle looms | | | | | | | |
| | 月末保有台数 Number of machines hold at end month | 月間平均実働台数 Monthly total of working machines | 月末保有台数 Number of machines hold at end month | 月間平均実働台数 Monthly total of working machines | 月末保有台数 Number of machines hold at end month | 月間平均実働台数 Monthly total of working machines | 月末保有台数 Number of machines hold at end month | 月間平均実働台数 Monthly total of working machines | | |
| 平成11年 | 65,842 | 57,488 | 23,666 | 22,058 | 42,176 | 35,430 | 13,377 | 10,234 | C. Y. 1999 | |
| 12 | 48,387 | 43,088 | 18,844 | 18,118 | 29,543 | 24,970 | 5,993 | 4,109 | 2000 | |
| 13 | 43,479 | 37,942 | 17,675 | 16,710 | 25,804 | 21,232 | 5,317 | 3,754 | 2001 | |
| 14 | 39,426 | 34,425 | 16,375 | 15,035 | 23,051 | 19,391 | 4,499 | 3,093 | 2002 | |
| 15 | 35,767 | 31,477 | 15,215 | 14,269 | 20,552 | 17,208 | 3,909 | 2,542 | 2003 | |
| 平成15年 | 1月 | 39,015 | 33,212 | 16,272 | 14,728 | 22,743 | 18,484 | 4,457 | 2,646 | J a n . 2003 |
| | 2月 | 38,752 | 32,951 | 16,172 | 14,642 | 22,580 | 18,309 | 4,404 | 2,574 | F e b . |
| | 3月 | 38,118 | 32,559 | 16,256 | 14,729 | 21,862 | 17,830 | 4,360 | 2,575 | M a r . |
| | 4月 | 37,455 | 31,661 | 15,821 | 14,371 | 21,634 | 17,290 | 4,323 | 2,561 | A p r . |
| | 5月 | 37,004 | 31,473 | 15,736 | 14,372 | 21,268 | 17,101 | 4,222 | 2,575 | M a y |
| | 6月 | 36,967 | 31,313 | 15,724 | 14,212 | 21,243 | 17,101 | 4,149 | 2,573 | J u n . |
| | 7月 | 36,600 | 31,219 | 15,439 | 14,139 | 21,161 | 17,080 | 4,163 | 2,583 | J u l . |
| | 8月 | 36,443 | 30,964 | 15,337 | 14,011 | 21,106 | 16,953 | 4,050 | 2,548 | A u g . |
| | 9月 | 36,277 | 30,779 | 15,318 | 13,950 | 20,959 | 16,829 | 3,986 | 2,526 | S e p . |
| | 10月 | 35,984 | 30,656 | 15,251 | 14,015 | 20,733 | 16,641 | 3,951 | 2,488 | O c t . |
| | 11月 | 35,849 | 30,478 | 15,257 | 14,036 | 20,592 | 16,442 | 3,930 | 2,458 | N o v . |
| | 12月 | 35,767 | 30,464 | 15,215 | 14,026 | 20,552 | 16,438 | 3,909 | 2,399 | D e c . |

絹人絹織物業
Silk layon fabrics industry

| 年 月 | 一般織機 合計 General weaving machinery total | | | | 一般織機 合計 General weaving machinery total | | | | Year and Month | |
|-------|--|---|--|---|--|---|--|---|----------------------|--------------|
| | 無ひ織機 Shuttleless looms | | 有ひ織機 Shuttle looms | | | | 無ひ織機 Shuttleless looms | | | |
| | 月末保有台数 Number of machines hold at end month | 月間平均実働台数 Monthly total of working machines | 月末保有台数 Number of machines hold at end month | 月間平均実働台数 Monthly total of working machines | 月末保有台数 Number of machines hold at end month | 月間平均実働台数 Monthly total of working machines | 月末保有台数 Number of machines hold at end month | 月間平均実働台数 Monthly total of working machines | | |
| 平成11年 | 4,770 | 4,077 | 8,607 | 6,157 | 67,372 | 56,024 | 28,053 | 24,976 | C. Y. 1999 | |
| 12 | 2,754 | 2,225 | 3,239 | 1,884 | 62,932 | 53,234 | 26,698 | 24,505 | 2000 | |
| 13 | 2,710 | 2,170 | 2,607 | 1,584 | 56,753 | 47,972 | 25,345 | 23,391 | 2001 | |
| 14 | 2,637 | 2,014 | 1,862 | 1,079 | 51,153 | 43,121 | 23,077 | 21,398 | 2002 | |
| 15 | 2,487 | 1,798 | 1,422 | 744 | 48,678 | 40,292 | 22,206 | 20,227 | 2003 | |
| 平成15年 | 1月 | 2,636 | 1,844 | 1,821 | 802 | 50,156 | 40,980 | 22,872 | 20,593 | J a n . 2003 |
| | 2月 | 2,640 | 1,801 | 1,764 | 773 | 50,122 | 41,022 | 22,849 | 20,543 | F e b . |
| | 3月 | 2,641 | 1,808 | 1,719 | 767 | 49,857 | 40,919 | 22,637 | 20,487 | M a r . |
| | 4月 | 2,644 | 1,801 | 1,679 | 760 | 49,687 | 40,656 | 22,622 | 20,430 | A p r . |
| | 5月 | 2,605 | 1,815 | 1,617 | 760 | 49,556 | 40,398 | 22,592 | 20,276 | M a y |
| | 6月 | 2,572 | 1,802 | 1,577 | 771 | 49,546 | 40,306 | 22,591 | 20,239 | J u n . |
| | 7月 | 2,603 | 1,824 | 1,560 | 759 | 49,554 | 40,293 | 22,587 | 20,208 | J u l . |
| | 8月 | 2,535 | 1,808 | 1,515 | 740 | 49,151 | 39,930 | 22,487 | 20,096 | A u g . |
| | 9月 | 2,502 | 1,803 | 1,484 | 723 | 49,009 | 39,928 | 22,388 | 20,065 | S e p . |
| | 10月 | 2,501 | 1,775 | 1,450 | 713 | 48,882 | 39,821 | 22,335 | 20,004 | O c t . |
| | 11月 | 2,494 | 1,771 | 1,436 | 687 | 48,807 | 39,743 | 22,293 | 19,973 | N o v . |
| | 12月 | 2,487 | 1,726 | 1,422 | 673 | 48,678 | 39,508 | 22,206 | 19,809 | D e c . |

麻織物業
Bast fiber fabrics industry

| 年 月 | 一般織機 合計 General weaving machinery total | | | | | | | | Year and Month | |
|-------|--|---|--|---|--|---|--|---|----------------------|--------------|
| | 有ひ織機 Shuttle looms | | 無ひ織機 Shuttleless looms | | 有ひ織機 Shuttle looms | | | | | |
| | 月末保有台数 Number of machines hold at end month | 月間平均実働台数 Monthly total of working machines | 月末保有台数 Number of machines hold at end month | 月間平均実働台数 Monthly total of working machines | 月末保有台数 Number of machines hold at end month | 月間平均実働台数 Monthly total of working machines | 月末保有台数 Number of machines hold at end month | 月間平均実働台数 Monthly total of working machines | | |
| 平成11年 | 39,319 | 31,048 | 571 | 377 | 232 | 193 | 339 | 185 | C. Y. 1999 | |
| 12 | 36,234 | 28,728 | 441 | 333 | 221 | 177 | 220 | 157 | 2000 | |
| 13 | 31,408 | 24,582 | 428 | 281 | 194 | 164 | 234 | 117 | 2001 | |
| 14 | 28,076 | 21,723 | 397 | 266 | 197 | 161 | 200 | 105 | 2002 | |
| 15 | 26,472 | 20,065 | 369 | 250 | 169 | 146 | 200 | 103 | 2003 | |
| 平成15年 | 1月 | 27,284 | 20,387 | 395 | 286 | 195 | 168 | 200 | 118 | J a n . 2003 |
| | 2月 | 27,273 | 20,479 | 395 | 284 | 195 | 167 | 200 | 117 | F e b . |
| | 3月 | 27,220 | 20,432 | 395 | 266 | 195 | 159 | 200 | 107 | M a r . |
| | 4月 | 27,065 | 20,226 | 395 | 269 | 195 | 155 | 200 | 114 | A p r . |
| | 5月 | 26,964 | 20,122 | 369 | 240 | 169 | 139 | 200 | 101 | M a y |
| | 6月 | 26,955 | 20,067 | 369 | 224 | 169 | 131 | 200 | 93 | J u n . |
| | 7月 | 26,967 | 20,085 | 369 | 233 | 169 | 139 | 200 | 94 | J u l . |
| | 8月 | 26,664 | 19,834 | 369 | 228 | 169 | 133 | 200 | 95 | A u g . |
| | 9月 | 26,621 | 19,863 | 369 | 242 | 169 | 139 | 200 | 103 | S e p . |
| | 10月 | 26,547 | 19,817 | 369 | 245 | 169 | 141 | 200 | 104 | O c t . |
| | 11月 | 26,514 | 19,770 | 369 | 237 | 169 | 140 | 200 | 97 | N o v . |
| | 12月 | 26,472 | 19,699 | 369 | 242 | 169 | 144 | 200 | 98 | D e c . |

その他の織機
Others

4) 敷物・フェルト・不織布

Covering, Felt and Non-woven fabrics

| 年 月 | タイヤコード Weaving machinery for tire code | | タオル Weaving machinery for towel | | モケット用織機 Weaving machinery for moquette | | じゅうたん用織機 Weaving machinery for coverings | | Year and Month | |
|-------|--|---|--|---|--|---|--|---|----------------------|--------------|
| | 綿スフ織物業 Cotton staple woven fabrics | | 綿スフ織物業 Cotton staple woven fabrics | | 月末保有台数 Number of machines hold at end month | 月間平均実働台数 Monthly total of working machines | 月末保有台数 Number of machines hold at end month | 月間平均実働台数 Monthly total of working machines | | |
| | 月末保有台数 Number of machines hold at end month | 月間平均実働台数 Monthly total of working machines | 月末保有台数 Number of machines hold at end month | 月間平均実働台数 Monthly total of working machines | | | | | | |
| 平成11年 | 210 | 210 | 5,278 | 4,881 | 110 | 111 | 145 | 116 | C. Y. 1999 | |
| 12 | 213 | 209 | 5,064 | 4,652 | 108 | 107 | 141 | 117 | 2000 | |
| 13 | 199 | 199 | 4,572 | 4,195 | 111 | 102 | 130 | 107 | 2001 | |
| 14 | 208 | 203 | 4,399 | 4,004 | 105 | 98 | 110 | 99 | 2002 | |
| 15 | 206 | 202 | 4,081 | 3,699 | 100 | 92 | 110 | 91 | 2003 | |
| 平成15年 | 1月 | 208 | 202 | 4,198 | 3,781 | 104 | 82 | 110 | 75 | J a n . 2003 |
| | 2月 | 208 | 203 | 4,198 | 3,784 | 104 | 82 | 110 | 77 | F e b . |
| | 3月 | 208 | 203 | 4,198 | 3,781 | 104 | 97 | 110 | 95 | M a r . |
| | 4月 | 208 | 203 | 4,150 | 3,733 | 104 | 96 | 110 | 95 | A p r . |
| | 5月 | 208 | 203 | 4,150 | 3,732 | 104 | 96 | 110 | 94 | M a y |
| | 6月 | 206 | 201 | 4,152 | 3,701 | 100 | 92 | 110 | 94 | J u n . |
| | 7月 | 207 | 202 | 4,148 | 3,695 | 100 | 94 | 110 | 92 | J u l . |
| | 8月 | 207 | 202 | 4,105 | 3,644 | 100 | 94 | 110 | 95 | A u g . |
| | 9月 | 207 | 202 | 4,085 | 3,628 | 100 | 93 | 110 | 95 | S e p . |
| | 10月 | 206 | 201 | 4,085 | 3,631 | 100 | 93 | 110 | 92 | O c t . |
| | 11月 | 206 | 199 | 4,085 | 3,637 | 100 | 91 | 110 | 93 | N o v . |
| | 12月 | 206 | 198 | 4,081 | 3,644 | 100 | 93 | 110 | 92 | D e c . |

| 年 月 | タフティングマシン Tufting machines | | プレスフェルト用 ハーダ For press felt | | 不織布用合計 Non-Woven fabrics Total | 乾式計 Dry laid total | ケミカル ボンド式 Chemical bond | サーマル ボンド式 Thermal bond | Year and Month | |
|-------|--|---|--|---|---|---|---|---|----------------------|--------------|
| | 月末保有 台数 Number of machines hold at end month | 月間平均 実働台数 Monthly total of working machines | 月末保有 台数 Number of machines hold at end month | 月間平均 実働台数 Monthly total of working machines | 月間生産 能力(t) Monthly of Production capacity | 月間生産 能力(t) Monthly of Production capacity | 月間生産 能力(t) Monthly of Production capacity | 月間生産 能力(t) Monthly of Production capacity | | |
| 平成11年 | 258 | 219 | 46 | 27 | 32,219 | 29,513 | 6,095 | 4,847 | C. Y. 1999 | |
| 12 | 252 | 221 | 46 | 27 | 31,531 | 28,785 | 5,127 | 5,051 | 2000 | |
| 13 | 255 | 216 | 46 | 28 | 32,682 | 29,832 | 5,127 | 5,040 | 2001 | |
| 14 | 256 | 207 | 44 | 27 | 34,095 | 31,474 | 5,100 | 4,945 | 2002 | |
| 15 | 250 | 198 | 44 | 26 | 34,572 | 31,928 | 5,100 | 5,245 | 2003 | |
| 平成15年 | 1月 | 256 | 201 | 44 | 26 | 34,510 | 31,889 | 5,100 | 4,945 | J a n . 2003 |
| | 2月 | 250 | 198 | 44 | 26 | 34,362 | 31,740 | 5,100 | 4,945 | F e b . |
| | 3月 | 250 | 200 | 44 | 26 | 34,362 | 31,740 | 5,100 | 4,945 | M a r . |
| | 4月 | 250 | 197 | 44 | 26 | 34,462 | 31,840 | 5,100 | 4,945 | A p r . |
| | 5月 | 251 | 198 | 44 | 26 | 34,462 | 31,840 | 5,100 | 4,945 | M a y |
| | 6月 | 251 | 199 | 44 | 26 | 34,462 | 31,840 | 5,100 | 4,945 | J u n . |
| | 7月 | 251 | 190 | 44 | 26 | 34,248 | 31,626 | 5,100 | 4,945 | J u l . |
| | 8月 | 251 | 199 | 44 | 26 | 34,248 | 31,626 | 5,100 | 4,945 | A u g . |
| | 9月 | 251 | 201 | 44 | 26 | 34,248 | 31,626 | 5,100 | 4,945 | S e p . |
| | 10月 | 251 | 201 | 44 | 26 | 34,242 | 31,628 | 5,100 | 4,945 | O c t . |
| | 11月 | 250 | 199 | 44 | 26 | 34,572 | 31,928 | 5,100 | 5,245 | N o v . |
| | 12月 | 250 | 197 | 44 | 26 | 34,572 | 31,928 | 5,100 | 5,245 | D e c . |

5) ニット・衣服縫製品 Knit and Sewn clothing

| 年 月 | ニードル パンチ式 Needle punch | スパンボンド・ メルトブロー式 Spun bond・melt blown | スパン レース式 Spun lace | その他の 乾式 Other dry laid | 湿式 Wet laid | |
|-------|---|---|---|---|---|-------|
| | 月間生産 能力(t) Monthly of Production capacity | 月間生産 能力(t) Monthly of Production capacity | 月間生産 能力(t) Monthly of Production capacity | 月間生産 能力(t) Monthly of Production capacity | 月間生産 能力(t) Monthly of Production capacity | |
| 平成11年 | 9,420 | 6,214 | 2,090 | 847 | 2,706 | |
| 12 | 9,439 | 6,214 | 2,090 | 864 | 2,746 | |
| 13 | 9,420 | 7,297 | 2,090 | 859 | 2,850 | |
| 14 | 9,373 | 8,947 | 2,147 | 962 | 2,622 | |
| 15 | 9,360 | 9,052 | 1,933 | 1,238 | 2,644 | |
| 平成15年 | 1月 | 9,383 | 9,052 | 2,147 | 1,262 | 2,622 |
| | 2月 | 9,234 | 9,052 | 2,147 | 1,262 | 2,622 |
| | 3月 | 9,234 | 9,052 | 2,147 | 1,262 | 2,622 |
| | 4月 | 9,334 | 9,052 | 2,147 | 1,262 | 2,622 |
| | 5月 | 9,334 | 9,052 | 2,147 | 1,262 | 2,622 |
| | 6月 | 9,334 | 9,052 | 2,147 | 1,262 | 2,622 |
| | 7月 | 9,334 | 9,052 | 1,933 | 1,262 | 2,622 |
| | 8月 | 9,334 | 9,052 | 1,933 | 1,262 | 2,622 |
| | 9月 | 9,334 | 9,052 | 1,933 | 1,262 | 2,622 |
| | 10月 | 9,360 | 9,052 | 1,933 | 1,238 | 2,614 |
| | 11月 | 9,360 | 9,052 | 1,933 | 1,238 | 2,644 |
| | 12月 | 9,360 | 9,052 | 1,933 | 1,238 | 2,644 |

| たて編機 Wrap knitting machines | | Year and Month |
|--|---|----------------------|
| 月末保有台数 Number of machines hold at end month | 月間平均実働台数 Monthly total of working machines | |
| 1,042 | 832 | C. Y. 1999 |
| 906 | 801 | 2000 |
| 895 | 754 | 2001 |
| 866 | 732 | 2002 |
| 875 | 766 | 2003 |
| 866 | 753 | J a n . 2003 |
| 872 | 757 | F e b . |
| 869 | 761 | M a r . |
| 866 | 772 | A p r . |
| 868 | 777 | M a y |
| 867 | 777 | J u n . |
| 868 | 765 | J u l . |
| 873 | 766 | A u g . |
| 873 | 768 | S e p . |
| 873 | 770 | O c t . |
| 875 | 768 | N o v . |
| 875 | 760 | D e c . |

5) ニット・衣服縫製品 (つづき)
Knit and Sewn clothing

| 年 月 | 丸編機 (除靴下機) Circular knitting machines (excluded socks and stocking knitting machine) | | 横編機 (除フルファッション) Flat knitting machines | | 横編機 (フルファッション) For full-fashioned machines | | 靴下機 (丸編) Circular knitting machines for socks and stocking | | Year and Month | |
|-------|--|---|--|---|--|---|--|---|----------------------|--------------|
| | 月末保有台数 Number of machines hold at end month | 月間平均実働台数 Monthly total of working machines | 月末保有台数 Number of machines hold at end month | 月間平均実働台数 Monthly total of working machines | 月末保有台数 Number of machines hold at end month | 月間平均実働台数 Monthly total of working machines | 月末保有台数 Number of machines hold at end month | 月間平均実働台数 Monthly total of working machines | | |
| 平成11年 | 8,208 | 5,138 | 9,072 | 6,761 | 708 | 458 | 19,457 | 14,793 | C. Y. 1999 | |
| 12 | 7,622 | 4,712 | 8,065 | 6,049 | 631 | 397 | 18,776 | 14,003 | 2000 | |
| 13 | 7,298 | 4,322 | 7,142 | 5,204 | 565 | 330 | 17,584 | 13,097 | 2001 | |
| 14 | 6,742 | 4,143 | 6,493 | 4,627 | 558 | 330 | 16,869 | 11,645 | 2002 | |
| 15 | 6,418 | 3,862 | 5,934 | 4,264 | 456 | 285 | 14,173 | 10,201 | 2003 | |
| 平成15年 | 1月 | 6,722 | 3,980 | 6,284 | 4,350 | 550 | 314 | 16,149 | 10,959 | J a n . 2003 |
| | 2月 | 6,722 | 3,969 | 6,248 | 4,338 | 550 | 318 | 16,139 | 11,361 | F e b . |
| | 3月 | 6,704 | 3,980 | 6,248 | 4,355 | 550 | 300 | 16,124 | 11,266 | M a r . |
| | 4月 | 6,585 | 3,919 | 6,188 | 4,325 | 550 | 304 | 15,757 | 10,813 | A p r . |
| | 5月 | 6,581 | 3,908 | 6,161 | 4,292 | 550 | 345 | 15,835 | 10,598 | M a y |
| | 6月 | 6,584 | 3,911 | 6,160 | 4,236 | 550 | 291 | 15,760 | 10,370 | J u n . |
| | 7月 | 6,585 | 3,881 | 6,151 | 4,279 | 530 | 282 | 15,606 | 10,238 | J u l . |
| | 8月 | 6,563 | 3,832 | 6,069 | 4,269 | 530 | 314 | 15,226 | 9,894 | A u g . |
| | 9月 | 6,422 | 3,759 | 6,045 | 4,255 | 467 | 236 | 14,898 | 9,783 | S e p . |
| | 10月 | 6,422 | 3,756 | 5,943 | 4,234 | 456 | 241 | 14,357 | 9,249 | O c t . |
| | 11月 | 6,418 | 3,750 | 5,933 | 4,142 | 456 | 226 | 14,186 | 9,002 | N o v . |
| | 12月 | 6,418 | 3,702 | 5,934 | 4,096 | 456 | 243 | 14,173 | 8,876 | D e c . |

6) 製綿・ふとん
Wadding and Futon

7) 漁網・陸上網
Fishing nets and Ground nets

| 年 月 | 工業用動力マシン Industrial sewing machines | | りゅう綿機 Carding machines | | ふとん成型機 Forming machines | | かえる又 Single knot | | Year and Month | |
|-------|--|---|--|---|--|---|--|---|----------------------|--------------|
| | 月末保有台数 Number of machines hold at end month | 月間平均実働台数 Monthly total of working machines | 月末保有台数 Number of machines hold at end month | 月間平均実働台数 Monthly total of working machines | 月末保有台数 Number of machines hold at end month | 月間平均実働台数 Monthly total of working machines | 月末保有台数 Number of machines hold at end month | 月間平均実働台数 Monthly total of working machines | | |
| 平成11年 | 168,070 | 136,105 | 418 | 377 | 256 | 246 | 462 | 373 | C. Y. 1999 | |
| 12 | 155,859 | 125,177 | 383 | 340 | 234 | 220 | 457 | 358 | 2000 | |
| 13 | 139,472 | 111,494 | 366 | 315 | 213 | 200 | 394 | 324 | 2001 | |
| 14 | 125,731 | 98,859 | 311 | 271 | 186 | 172 | 395 | 307 | 2002 | |
| 15 | 115,764 | 89,048 | 286 | 261 | 183 | 166 | 382 | 292 | 2003 | |
| 平成15年 | 1月 | 122,031 | 90,928 | 305 | 265 | 185 | 169 | 397 | 310 | J a n . 2003 |
| | 2月 | 121,965 | 91,251 | 305 | 265 | 185 | 169 | 391 | 309 | F e b . |
| | 3月 | 121,352 | 90,745 | 305 | 266 | 185 | 170 | 387 | 310 | M a r . |
| | 4月 | 119,996 | 90,094 | 304 | 264 | 185 | 169 | 385 | 292 | A p r . |
| | 5月 | 119,398 | 89,639 | 303 | 261 | 185 | 166 | 385 | 288 | M a y |
| | 6月 | 118,800 | 89,135 | 302 | 260 | 186 | 167 | 386 | 285 | J u n . |
| | 7月 | 118,429 | 88,867 | 301 | 259 | 185 | 159 | 385 | 283 | J u l . |
| | 8月 | 117,872 | 88,740 | 292 | 259 | 183 | 163 | 385 | 279 | A u g . |
| | 9月 | 116,985 | 88,266 | 292 | 260 | 183 | 165 | 382 | 280 | S e p . |
| | 10月 | 116,462 | 87,518 | 292 | 259 | 183 | 164 | 382 | 289 | O c t . |
| | 11月 | 116,302 | 86,973 | 292 | 260 | 183 | 165 | 382 | 289 | N o v . |
| | 12月 | 115,764 | 86,414 | 286 | 254 | 183 | 165 | 382 | 285 | D e c . |

8) 細幅織物・組ひも・レース生地
Narrow fabrics, Braids and Lace fabrics

| 年 月 | 無結節 Knotless | | その他 Others | | 細幅織機 Weaving machinery for narrow fabrics | | 製ちゅう機 Braiding machines | | Year and Month | |
|-------|--|---|--|---|--|---|--|---|----------------------|-------------|
| | 月末保有台数 Number of machines hold at end month | 月間平均実働台数 Monthly total of working machines | 月末保有台数 Number of machines hold at end month | 月間平均実働台数 Monthly total of working machines | 月末保有台数 Number of machines hold at end month | 月間平均実働台数 Monthly total of working machines | 月末保有台数 Number of machines hold at end month | 月間平均実働台数 Monthly total of working machines | | |
| 平成11年 | 357 | 311 | 246 | 108 | 4,978 | 4,183 | 42,634 | 29,932 | C. Y. 1999 | |
| 12 | 356 | 311 | 233 | 110 | 4,911 | 4,118 | 41,148 | 28,885 | 2000 | |
| 13 | 340 | 288 | 233 | 96 | 4,694 | 3,945 | 40,769 | 28,467 | 2001 | |
| 14 | 339 | 263 | 202 | 104 | 4,126 | 3,681 | 37,506 | 26,373 | 2002 | |
| 15 | 307 | 246 | 202 | 111 | 4,022 | 3,247 | 36,040 | 25,295 | 2003 | |
| 平成15年 | 1月 | 310 | 244 | 202 | 112 | 4,125 | 3,344 | 37,104 | 25,398 | J a n. 2003 |
| | 2月 | 310 | 256 | 202 | 111 | 4,019 | 3,192 | 37,100 | 25,682 | F e b. |
| | 3月 | 308 | 252 | 202 | 108 | 4,037 | 3,241 | 37,100 | 25,691 | M a r. |
| | 4月 | 307 | 251 | 202 | 111 | 4,033 | 3,226 | 37,000 | 25,627 | A p r. |
| | 5月 | 307 | 252 | 202 | 112 | 4,032 | 3,261 | 36,760 | 25,595 | M a y |
| | 6月 | 307 | 248 | 202 | 108 | 4,027 | 3,277 | 36,760 | 25,606 | J u n. |
| | 7月 | 307 | 246 | 202 | 109 | 4,019 | 3,263 | 36,760 | 25,463 | J u l. |
| | 8月 | 307 | 245 | 202 | 112 | 4,025 | 3,151 | 36,040 | 24,932 | A u g. |
| | 9月 | 307 | 242 | 202 | 114 | 4,026 | 3,222 | 36,040 | 25,010 | S e p. |
| | 10月 | 307 | 244 | 202 | 114 | 4,024 | 3,246 | 36,040 | 24,857 | O c t. |
| | 11月 | 307 | 235 | 202 | 107 | 4,027 | 3,272 | 36,040 | 24,888 | N o v. |
| | 12月 | 307 | 233 | 202 | 110 | 4,022 | 3,269 | 36,040 | 24,791 | D e c. |

9) 家具
Furniture

10) 文具
Stationery

| 年 月 | レース機 Lase machines | | | | 金属製家具 (千個) Metal furniture (1000n) | | ボールペン (1000本) Ball-point pens (1000n) | | Year and Month | |
|-------|--|---|--|---|--|--|---|---|----------------------|-------------|
| | ①編・ボビン Knitted and bobbins | | ②刺しゅう Embroidery | | 事務用机 Office desks | 回転式いす Swivel chairs | (インキング・マシン) (Inking machine) | | | |
| | 月末保有台数 Number of machines hold at end month | 月間平均実働台数 Monthly total of working machines | 月末保有台数 Number of machines hold at end month | 月間平均実働台数 Monthly total of working machines | 月間生産能力 Monthly of Production capacity | 月間生産能力 Monthly of Production capacity | 中芯月間生産能力 Monthly production capacity of Refills | 中芯月間生産実績 Production capacity results of Refills | | |
| 平成11年 | 930 | 810 | 212 | 221 | 312 | 396 | 114,696 | 925,790 | C. Y. 1999 | |
| 12 | 890 | 758 | 206 | 194 | 312 | 328 | 126,721 | 1,003,154 | 2000 | |
| 13 | 847 | 710 | 195 | 184 | 312 | 320 | 128,721 | 687,898 | 2001 | |
| 14 | 779 | 675 | 177 | 168 | 286 | 299 | 125,083 | 676,566 | 2002 | |
| 15 | 763 | 639 | 172 | 163 | 286 | 289 | 122,525 | 673,112 | 2003 | |
| 平成15年 | 1月 | 764 | 650 | 177 | 168 | 286 | 289 | 122,525 | 53,083 | J a n. 2003 |
| | 2月 | 763 | 647 | 174 | 166 | 286 | 289 | 122,525 | 52,024 | F e b. |
| | 3月 | 761 | 644 | 172 | 164 | 286 | 289 | 122,525 | 54,227 | M a r. |
| | 4月 | 765 | 638 | 172 | 163 | 286 | 289 | 122,525 | 60,108 | A p r. |
| | 5月 | 765 | 634 | 172 | 164 | 286 | 289 | 122,525 | 52,506 | M a y |
| | 6月 | 764 | 636 | 172 | 163 | 286 | 289 | 122,525 | 55,023 | J u n. |
| | 7月 | 764 | 635 | 172 | 162 | 286 | 289 | 122,525 | 50,879 | J u l. |
| | 8月 | 764 | 631 | 172 | 162 | 286 | 289 | 122,525 | 44,619 | A u g. |
| | 9月 | 764 | 634 | 172 | 162 | 286 | 289 | 122,525 | 58,179 | S e p. |
| | 10月 | 764 | 633 | 172 | 162 | 286 | 289 | 122,525 | 67,835 | O c t. |
| | 11月 | 764 | 641 | 172 | 162 | 286 | 289 | 122,525 | 61,514 | N o v. |
| | 12月 | 763 | 640 | 172 | 163 | 286 | 289 | 122,525 | 63,115 | D e c. |

5 労務統計 (時系列)

Historical Data by Labor

単位 (Unit) : 人 (Person)

| 年 月 | 1 化学纖維計 (①~②) Chemical fibers | | ①再生・半合成纖維 Regenerated and semi-synthetic fibers | | ②合成纖維 Synthetic fibers | | 2 紡績 Spinning | | Year and Month |
|-------|--|--|--|--|--|--|--|--|--|
| | 月末従業者数 Number of employees at month-end | 月間実働延人員 Total number of employees-monthly | 月末従業者数 Number of employees at month-end | 月間実働延人員 Total number of employees-monthly | 月末従業者数 Number of employees at month-end | 月間実働延人員 Total number of employees-monthly | 月末従業者数 Number of employees at month-end | 月間実働延人員 Total number of employees-monthly | |
| 平成11年 | 13,220 | 3,387,773 | 2,132 | 558,825 | 11,088 | 2,828,948 | 16,298 | 4,411,826 | C. Y. 1999 2000 2001 2002 2003 |
| 12 | 12,165 | 3,160,119 | 1,734 | 462,308 | 10,431 | 2,697,811 | 13,905 | 3,878,041 | |
| 13 | 11,005 | 2,915,085 | 1,185 | 359,946 | 9,820 | 2,555,139 | 11,557 | 3,324,623 | |
| 14 | 10,015 | 2,622,426 | 968 | 262,289 | 9,047 | 2,360,137 | 9,845 | 2,731,754 | |
| 15 | 9,170 | 2,393,431 | 1,004 | 238,134 | 8,166 | 2,155,297 | 8,747 | 2,410,204 | |
| 平成15年 | 9,938 | 199,288 | 968 | 18,342 | 8,970 | 180,946 | 9,705 | 192,908 | Jan. 2003 |
| | 9,755 | 201,136 | 968 | 19,551 | 8,787 | 181,585 | 9,627 | 205,988 | Feb. |
| | 9,820 | 201,578 | 964 | 19,421 | 8,856 | 182,157 | 9,542 | 214,376 | Mar. |
| | 9,654 | 206,465 | 982 | 20,058 | 8,672 | 186,407 | 9,439 | 214,793 | Apr. |
| | 9,570 | 196,455 | 975 | 19,644 | 8,595 | 176,811 | 9,393 | 203,812 | May |
| | 9,485 | 203,619 | 972 | 20,359 | 8,513 | 183,260 | 9,273 | 210,430 | Jun. |
| | 9,452 | 203,532 | 975 | 20,280 | 8,477 | 183,252 | 9,089 | 204,701 | Jul. |
| | 9,403 | 196,394 | 970 | 19,362 | 8,433 | 177,032 | 9,003 | 174,646 | Aug. |
| | 9,359 | 196,626 | 966 | 19,641 | 8,393 | 176,985 | 8,927 | 196,891 | Sep. |
| | 9,359 | 199,577 | 1,008 | 20,752 | 8,351 | 178,825 | 8,832 | 203,286 | Oct. |
| | 9,269 | 196,275 | 999 | 20,475 | 8,270 | 175,800 | 8,830 | 196,310 | Nov. |
| | 9,170 | 192,486 | 1,004 | 20,249 | 8,166 | 172,237 | 8,747 | 192,063 | Dec. |

| 年 月 | 3 織物 (①~④) Fabrics | | ①綿・スプ織物 Cotton staple fabrics industry | | ②毛織物 Wool fabrics industry | | ③絹人絹織物 Silk rayon fabrics industry | | Year and Month |
|-------|--|--|--|--|--|--|--|--|--|
| | 月末従業者数 Number of employees at month-end | 月間実働延人員 Total number of employees-monthly | 月末従業者数 Number of employees at month-end | 月間実働延人員 Total number of employees-monthly | 月末従業者数 Number of employees at month-end | 月間実働延人員 Total number of employees-monthly | 月末従業者数 Number of employees at month-end | 月間実働延人員 Total number of employees-monthly | |
| 平成11年 | 64,479 | 17,581,677 | 22,419 | 6,039,405 | 8,609 | 2,355,382 | 33,281 | 9,146,760 | C. Y. 1999 2000 2001 2002 2003 |
| 12 | 53,528 | 14,754,573 | 18,009 | 4,885,433 | 5,250 | 1,352,069 | 30,110 | 8,481,913 | |
| 13 | 49,621 | 13,605,395 | 16,576 | 4,476,298 | 4,657 | 1,227,321 | 28,240 | 7,869,133 | |
| 14 | 46,286 | 12,612,282 | 15,479 | 4,132,819 | 4,117 | 1,073,149 | 26,551 | 7,375,351 | |
| 15 | 44,086 | 12,008,922 | 14,336 | 3,833,662 | 3,527 | 913,436 | 26,085 | 7,237,325 | |
| 平成15年 | 45,906 | 964,832 | 14,976 | 303,038 | 4,050 | 78,747 | 26,741 | 581,193 | Jan. 2003 |
| | 45,691 | 997,050 | 14,929 | 317,770 | 3,947 | 78,157 | 26,678 | 598,965 | Feb. |
| | 45,512 | 1,027,774 | 14,912 | 333,521 | 3,862 | 79,240 | 26,600 | 612,933 | Mar. |
| | 45,294 | 1,026,852 | 14,789 | 331,036 | 3,844 | 78,247 | 26,523 | 615,493 | Apr. |
| | 45,138 | 1,008,469 | 14,733 | 324,890 | 3,800 | 76,651 | 26,468 | 604,899 | May |
| | 44,921 | 1,021,226 | 14,639 | 327,452 | 3,746 | 77,338 | 26,400 | 614,274 | Jun. |
| | 44,894 | 1,025,645 | 14,569 | 329,911 | 3,741 | 77,114 | 26,447 | 616,534 | Jul. |
| | 44,716 | 956,877 | 14,498 | 299,371 | 3,708 | 72,631 | 26,375 | 583,042 | Aug. |
| | 44,528 | 996,653 | 14,463 | 316,092 | 3,641 | 74,863 | 26,289 | 603,685 | Sep. |
| | 44,387 | 1,013,315 | 14,443 | 323,111 | 3,597 | 76,005 | 26,212 | 612,149 | Oct. |
| | 44,250 | 985,686 | 14,353 | 314,114 | 3,588 | 72,665 | 26,174 | 596,834 | Nov. |
| | 44,086 | 984,543 | 14,336 | 313,356 | 3,527 | 71,778 | 26,085 | 597,324 | Dec. |

| 年 月 | ④麻織物 Bast fiber fabrics industry | | 4 敷物・フェルト・不織布 Covering・Felt・Non-woven fabrics | | 5 染色整理 (①~②) Dyeing and Finishing processes | | ①織物染色整理 Woven fabrics | | Year and Month |
|-------|--|--|--|--|--|--|--|--|--|
| | 月末従業者数 Number of employees at month-end | 月間実働延人員 Total number of employees-monthly | 月末従業者数 Number of employees at month-end | 月間実働延人員 Total number of employees-monthly | 月末従業者数 Number of employees at month-end | 月間実働延人員 Total number of employees-monthly | 月末従業者数 Number of employees at month-end | 月間実働延人員 Total number of employees-monthly | |
| 平成11年 | 170 | 40,130 | 8,778 | 2,253,927 | 23,806 | 6,219,535 | 19,847 | 5,167,429 | C. Y. 1999 2000 2001 2002 2003 |
| 12 | 159 | 35,158 | 8,481 | 2,173,880 | 21,759 | 5,771,014 | 18,260 | 4,834,313 | |
| 13 | 148 | 32,643 | 8,235 | 2,105,927 | 19,785 | 5,217,546 | 16,833 | 4,400,953 | |
| 14 | 139 | 30,963 | 7,522 | 1,933,787 | 18,146 | 4,757,072 | 15,478 | 4,034,453 | |
| 15 | 138 | 24,499 | 7,172 | 1,860,210 | 16,937 | 4,436,686 | 14,502 | 3,775,576 | |
| 平成15年 | 139 | 1,854 | 7,470 | 150,158 | 18,005 | 349,542 | 15,409 | 299,590 | Jan. 2003 |
| | 137 | 2,158 | 7,421 | 153,815 | 17,798 | 375,834 | 15,228 | 322,699 | Feb. |
| | 138 | 2,080 | 7,426 | 156,665 | 17,593 | 368,940 | 15,044 | 316,201 | Mar. |
| | 138 | 2,076 | 7,378 | 158,936 | 17,657 | 377,889 | 15,124 | 324,085 | Apr. |
| | 137 | 2,029 | 7,347 | 154,344 | 17,646 | 369,042 | 15,098 | 316,090 | May |
| | 136 | 2,162 | 7,333 | 157,886 | 17,651 | 390,045 | 15,050 | 330,765 | Jun. |
| | 137 | 2,086 | 7,277 | 158,450 | 17,584 | 381,312 | 14,975 | 321,300 | Jul. |
| | 135 | 1,833 | 7,294 | 149,476 | 17,519 | 350,629 | 14,883 | 293,897 | Aug. |
| | 135 | 2,013 | 7,269 | 155,880 | 17,389 | 368,943 | 14,792 | 310,625 | Sep. |
| | 135 | 2,050 | 7,203 | 159,066 | 17,258 | 367,851 | 14,710 | 310,652 | Oct. |
| | 135 | 2,073 | 7,175 | 154,463 | 17,177 | 372,238 | 14,691 | 316,921 | Nov. |
| | 138 | 2,085 | 7,172 | 151,071 | 16,937 | 364,421 | 14,502 | 312,751 | Dec. |

| 年 月 | ②毛織物染色整理 Wool fabrics | | 6 ニット・衣服縫製品 Knit and Sewn clothing | | 7 製綿・ふとん Wadding and Futon | | 8 漁網・陸上網 Fishing nets and Ground nets | | Year and Month | |
|-------|--|---|--|---|--|---|--|---|--|---|
| | 月末従業者数 Number of employees at month-end | 月間実働延人員 Total number of employees- monthly | 月末従業者数 Number of employees at month-end | 月間実働延人員 Total number of employees- monthly | 月末従業者数 Number of employees at month-end | 月間実働延人員 Total number of employees- monthly | 月末従業者数 Number of employees at month-end | 月間実働延人員 Total number of employees- monthly | | |
| 平成11年 | 3,959 | 1,052,106 | 128,523 | 34,798,665 | 3,095 | 812,564 | 2,321 | 593,800 | C. Y. 1999 2000 2001 2002 2003 | |
| 12 | 3,499 | 936,701 | 112,430 | 30,765,620 | 2,870 | 754,358 | 2,212 | 567,261 | | |
| 13 | 2,952 | 816,593 | 97,736 | 26,319,337 | 2,603 | 691,040 | 1,934 | 508,917 | | |
| 14 | 2,668 | 722,619 | 86,819 | 23,258,644 | 2,324 | 610,910 | 1,868 | 471,847 | | |
| 15 | 2,435 | 661,110 | 77,142 | 20,759,789 | 2,190 | 565,909 | 1,696 | 436,714 | | |
| 平成15年 | 1月 | 2,596 | 49,952 | 84,107 | 1,690,346 | 2,276 | 46,032 | 1,825 | 33,410 | J a n . 2003 F e b . M a r . A p r . M a y J u n . J u l . A u g . S e p . O c t . N o v . D e c . |
| | 2月 | 2,570 | 53,135 | 83,835 | 1,807,938 | 2,271 | 47,683 | 1,822 | 37,880 | |
| | 3月 | 2,549 | 52,739 | 83,353 | 1,847,605 | 2,255 | 48,352 | 1,806 | 37,443 | |
| | 4月 | 2,533 | 53,804 | 82,623 | 1,826,282 | 2,254 | 46,990 | 1,805 | 37,948 | |
| | 5月 | 2,548 | 52,952 | 82,078 | 1,738,492 | 2,227 | 45,142 | 1,791 | 36,121 | |
| | 6月 | 2,601 | 59,280 | 81,377 | 1,734,321 | 2,225 | 46,728 | 1,801 | 38,926 | |
| | 7月 | 2,609 | 60,012 | 80,684 | 1,772,139 | 2,205 | 46,643 | 1,797 | 37,710 | |
| | 8月 | 2,636 | 56,732 | 79,795 | 1,610,352 | 2,202 | 43,269 | 1,787 | 34,998 | |
| | 9月 | 2,597 | 58,318 | 79,096 | 1,725,466 | 2,221 | 48,948 | 1,726 | 35,910 | |
| | 10月 | 2,548 | 57,199 | 78,331 | 1,720,087 | 2,227 | 50,314 | 1,712 | 35,570 | |
| | 11月 | 2,486 | 55,317 | 77,762 | 1,641,571 | 2,203 | 48,504 | 1,700 | 35,792 | |
| | 12月 | 2,435 | 51,670 | 77,142 | 1,645,190 | 2,190 | 47,304 | 1,696 | 35,006 | |

| 年 月 | 9 合成繊維綱 Synthetic fiber ropes | | 10 細幅・組ひも・レース生地 Narrow fabrics・Braids・ Lase fabrics | | 11 家具 Furniture | | 12 楽器 Musical instruments | | Year and Month | |
|-------|--|---|---|---|--|---|--|---|--|---|
| | 月末従業者数 Number of employees at month-end | 月間実働延人員 Total number of employees- monthly | 月末従業者数 Number of employees at month-end | 月間実働延人員 Total number of employees- monthly | 月末従業者数 Number of employees at month-end | 月間実働延人員 Total number of employees- monthly | 月末従業者数 Number of employees at month-end | 月間実働延人員 Total number of employees- monthly | | |
| 平成11年 | 1,092 | 285,477 | 4,798 | 1,275,893 | 33,839 | 8,300,172 | 6,496 | 1,653,379 | C. Y. 1999 2000 2001 2002 2003 | |
| 12 | 1,059 | 269,003 | 4,633 | 1,198,531 | 32,314 | 8,160,621 | 6,354 | 1,597,158 | | |
| 13 | 980 | 251,480 | 4,338 | 1,135,336 | 30,372 | 7,738,350 | 6,058 | 1,501,753 | | |
| 14 | 965 | 242,575 | 3,856 | 1,028,174 | 27,994 | 7,087,619 | 5,706 | 1,442,046 | | |
| 15 | 870 | 227,024 | 3,765 | 960,984 | 25,945 | 6,590,037 | 5,866 | 1,409,427 | | |
| 平成15年 | 1月 | 935 | 17,820 | 3,827 | 77,187 | 27,099 | 525,762 | 5,716 | 107,684 | J a n . 2003 F e b . M a r . A p r . M a y J u n . J u l . A u g . S e p . O c t . N o v . D e c . |
| | 2月 | 940 | 19,329 | 3,843 | 79,735 | 27,014 | 566,280 | 5,707 | 111,594 | |
| | 3月 | 933 | 19,356 | 3,815 | 81,090 | 27,019 | 582,365 | 5,701 | 114,999 | |
| | 4月 | 921 | 19,401 | 3,808 | 81,427 | 27,493 | 572,387 | 5,819 | 126,932 | |
| | 5月 | 924 | 19,420 | 3,797 | 79,892 | 26,798 | 554,764 | 5,859 | 114,489 | |
| | 6月 | 921 | 19,571 | 3,802 | 81,369 | 26,536 | 561,122 | 5,847 | 124,648 | |
| | 7月 | 915 | 19,757 | 3,787 | 82,173 | 26,396 | 568,480 | 5,816 | 127,473 | |
| | 8月 | 919 | 17,965 | 3,781 | 77,471 | 26,317 | 481,170 | 5,834 | 96,446 | |
| | 9月 | 911 | 19,098 | 3,777 | 79,693 | 26,185 | 545,427 | 5,806 | 122,252 | |
| | 10月 | 906 | 19,415 | 3,777 | 81,668 | 26,152 | 573,798 | 5,900 | 128,861 | |
| | 11月 | 874 | 18,145 | 3,775 | 79,350 | 26,060 | 524,648 | 5,876 | 115,375 | |
| | 12月 | 870 | 17,747 | 3,765 | 79,929 | 25,945 | 533,834 | 5,866 | 118,674 | |

| 年 月 | 13 文具 Stationery | | 14 玩具 Toys | | 15 革靴 Leather boots and shoes | | 16 製革 Leather | | Year and Month | |
|-------|--|---|--|---|--|---|--|---|--|---|
| | 月末従業者数 Number of employees at month-end | 月間実働延人員 Total number of employees- monthly | 月末従業者数 Number of employees at month-end | 月間実働延人員 Total number of employees- monthly | 月末従業者数 Number of employees at month-end | 月間実働延人員 Total number of employees- monthly | 月末従業者数 Number of employees at month-end | 月間実働延人員 Total number of employees- monthly | | |
| 平成11年 | 4,766 | 1,186,972 | 3,661 | 914,895 | 10,047 | 2,676,423 | 2,615 | 673,828 | C. Y. 1999 2000 2001 2002 2003 | |
| 12 | 4,741 | 1,185,490 | 3,977 | 956,127 | 9,513 | 2,504,679 | 2,584 | 674,560 | | |
| 13 | 4,401 | 1,096,777 | 3,903 | 927,155 | 8,603 | 2,361,023 | 2,358 | 636,882 | | |
| 14 | 3,943 | 1,005,397 | 3,127 | 825,347 | 7,860 | 2,084,029 | 2,173 | 564,750 | | |
| 15 | 4,212 | 1,013,592 | 2,014 | 579,067 | 6,639 | 1,842,163 | 2,267 | 572,838 | | |
| 平成15年 | 1月 | 4,131 | 78,377 | 2,795 | 51,457 | 7,756 | 154,005 | 2,330 | 44,902 | J a n . 2003 F e b . M a r . A p r . M a y J u n . J u l . A u g . S e p . O c t . N o v . D e c . |
| | 2月 | 4,105 | 83,329 | 2,558 | 49,328 | 7,683 | 166,658 | 2,301 | 47,925 | |
| | 3月 | 4,100 | 83,354 | 2,623 | 51,645 | 7,571 | 166,331 | 2,319 | 47,153 | |
| | 4月 | 4,215 | 86,179 | 2,793 | 57,291 | 7,442 | 165,868 | 2,328 | 48,489 | |
| | 5月 | 4,191 | 83,213 | 2,762 | 57,334 | 7,326 | 152,433 | 2,322 | 47,673 | |
| | 6月 | 4,199 | 87,403 | 2,581 | 52,793 | 7,146 | 154,844 | 2,320 | 51,391 | |
| | 7月 | 4,177 | 86,032 | 2,696 | 56,584 | 7,019 | 156,110 | 2,324 | 52,245 | |
| | 8月 | 4,211 | 80,121 | 2,358 | 39,623 | 6,890 | 138,538 | 2,285 | 44,053 | |
| | 9月 | 4,248 | 87,031 | 2,059 | 40,964 | 6,844 | 150,216 | 2,263 | 47,190 | |
| | 10月 | 4,223 | 88,615 | 2,089 | 44,786 | 6,805 | 151,138 | 2,265 | 47,475 | |
| | 11月 | 4,200 | 84,163 | 2,027 | 37,497 | 6,781 | 144,217 | 2,269 | 47,114 | |
| | 12月 | 4,212 | 85,775 | 2,014 | 39,765 | 6,639 | 141,805 | 2,267 | 47,228 | |

第2部 参考統計

Second section : Reference table

1 繊維流通統計

Textile Goods Distribution Statistics

(1) 繊維原料 (年表)

Fiber raw materials (Yearly Commodities)

単位 (Unit) : t

| 原料 | 受入数量 Receipt Quantity | 引渡数量 Shipments Quantity | 年末在庫数量 Inventory Quantity | Materials | |
|-------------|--------------------------|----------------------------|------------------------------|-------------------------------|------|
| 綿花 | 238,032 | 231,618 | 10,301 | Cotton | |
| 羊毛 | 洗上羊毛 | 14,142 | 12,962 | 2,099 | Wool |
| | 羊毛トップ | 8,754 | 8,972 | 1,000 | |
| 麻類 | 9,186 | 9,006 | 966 | Flax | |
| コットンリンターパルプ | 7,689 | 7,689 | 0 | Cotton linter pulp | |
| 溶解パルプ | 9,941 | 9,957 | 395 | Dissolving pulp | |
| ビスコーススフ | 7,444 | 6,742 | 883 | Spun Viscose Rayon | |
| 合成繊維短繊維 | 316,978 | 315,111 | 15,997 | Synthetic staple fibers | |
| ナイロン | 3,239 | 3,361 | 84 | Nylon | |
| アクリル | 242,901 | 239,770 | 14,318 | Acrylic | |
| ポリエステル | 54,231 | 55,048 | 1,270 | Polyester | |
| ポリプロピレン | 1,329 | 1,195 | 171 | Polypropylene | |
| その他の合成繊維短繊維 | 15,278 | 15,737 | 154 | Other synthetic staple fibres | |

(2) 糸 (年表)

Yarn (Yearly Commodities)

単位 (Unit) : t

| 品目 | 受入数量 Receipt Quantity | 引渡数量 Shipments Quantity | | | 年末在庫数量 Inventory Quantity | Goods |
|-------------------------|--------------------------|----------------------------|---------------|--------------------|------------------------------|--|
| | | 計 Total | 需要者渡 Users | その他用 For Others | | |
| 合計 | 711,181 | 710,839 | 569,021 | 141,818 | 42,531 | Yarn Total |
| 綿糸 | 218,385 | 217,165 | 163,967 | 53,198 | 9,781 | Cotton yarn |
| 純 | 209,384 | 207,891 | 143,431 | 51,855 | 8,943 | Pure cotton yarn |
| 混 | 9,001 | 9,274 | 7,410 | 1,343 | 838 | Blended |
| 毛糸 | 34,200 | 34,526 | 25,922 | 8,604 | 3,746 | Woolen and worsted yarn |
| そ毛 | 25,458 | 25,673 | 19,333 | 6,340 | 3,318 | Worsted yarn |
| 紡毛 | 8,742 | 8,853 | 6,589 | 2,264 | 428 | Woolen yarn |
| 絹糸・絹紡糸 (生糸を除き絹紡ちゅう糸を含む) | 1,159 | 1,132 | 965 | 167 | 115 | Silk yarn and Spun silk yarn (excluding raw silk yarn, including noil silk yarn) |
| 麻糸 | 3,813 | 3,745 | 3,102 | 643 | 756 | Flax yarn |
| 人絹糸 | 14,872 | 15,029 | 12,331 | 2,698 | 1,237 | Rayon yarn |
| ビスコース | 10,964 | 11,097 | 8,418 | 2,679 | 1,184 | Viscose rayon yarn |
| キュプラ | 3,908 | 3,932 | 3,913 | 19 | 53 | Cuprammonium rayon yarn |
| ビスコーススフ糸 (含キュプラ) | 21,857 | 21,735 | 12,026 | 9,709 | 867 | Viscose rayon staple yarn |
| アセテート長繊維 | 14,669 | 14,517 | 11,265 | 3,252 | 784 | Acetate filament yarn |
| 合成繊維糸 | 402,226 | 402,990 | 339,443 | 63,547 | 25,245 | Synthetic fiber yarn |
| 長繊維計 | 291,635 | 291,196 | 251,607 | 39,589 | 15,759 | Synthetic filament yarn |
| ナイロン | 46,047 | 46,491 | 41,242 | 5,249 | 2,686 | Nylon filament yarn |
| ポリエステル | 217,801 | 217,302 | 187,087 | 30,215 | 11,068 | Polyester filament yarn |
| ポリプロピレン | 5,125 | 4,937 | 3,917 | 1,020 | 930 | Polypropylene filament yarn |
| その他の長繊維 | 22,662 | 22,466 | 19,361 | 3,105 | 1,075 | Other synthetic filament yarn |
| 紡績糸計 | 110,591 | 111,794 | 87,836 | 23,958 | 9,486 | Spun yarn |
| ナイロン | 1,540 | 1,507 | 1,206 | 301 | 73 | Spun nylon yarn |
| ビニロン | 5,674 | 5,772 | 5,507 | 265 | 58 | Spun vinylon yarn |
| アクリル | 49,644 | 49,754 | 44,056 | 5,698 | 5,818 | Spun acrylic yarn |
| ポリエステル | 37,790 | 37,971 | 22,911 | 12,902 | 3,033 | Spun polyester yarn |
| その他の紡績糸 | 15,943 | 16,790 | 11,998 | 4,792 | 504 | Other spun yarn of staple fibers |

資料出所：製造産業局繊維課

Source : Textile Division, Manufacturing Industries Bureau

(3) 織物 (年表)

Woven fabrics (Yearly Commodities)

単位 (Unit) : 織物 (Woven fabrics) 千m² (1000m²)
タオル (Towel) t

| 品 目 Goods | 受入数量 Receipt Quantity | 引渡数量 Shipments Quantity | | | 年末在庫数量 Inventory Quantity |
|--|-----------------------------|----------------------------|---------------|--------------------|---------------------------------|
| | | 計 Total | 需要者渡 Users | その他用 For Others | |
| 合計 Total | 3,601,653 | 3,618,096 | 2,499,323 | 1,118,773 | 410,857 |
| 綿織物 Cotton fabrics | 1,396,137 | 1,378,848 | 992,064 | 386,784 | 137,034 |
| 毛織物 Worsted and Woolen fabrics | 165,446 | 166,173 | 100,605 | 65,568 | 27,461 |
| そ毛 Worsted fabrics | 127,357 | 128,501 | 80,934 | 47,567 | 22,510 |
| 紡毛 Woolen fabrics | 38,089 | 37,672 | 19,671 | 18,001 | 4,951 |
| 絹織物 (絹紡織物・絹紡ちゅう糸織物を含む) Silk fabrics | 78,661 | 77,595 | 47,560 | 30,035 | 24,883 |
| 麻織物 Bast fiber fabrics | 7,727 | 7,865 | 7,065 | 800 | 3,209 |
| ビスコース人絹織物 (キュプラ人絹織物を含む) Viscose rayon fabrics (including cupro fabrics) | 81,025 | 84,135 | 65,908 | 18,227 | 14,950 |
| ビスコーススフ織物 (キュプラスフ織物を含む) Viscose staple fabrics (including cupro staple fabrics) | 76,416 | 76,619 | 50,997 | 25,622 | 7,505 |
| アセテート織物 Acetate fabrics | 67,072 | 67,672 | 39,232 | 28,440 | 9,087 |
| 合成繊維織物 Synthetic fiber fabrics | 1,712,947 | 1,742,714 | 1,186,005 | 556,709 | 185,626 |
| ナイロン Nylon synthetic fiber fabrics | 158,910 | 165,870 | 91,467 | 74,403 | 16,470 |
| アクリル Acrylic synthetic fiber fabrics | 42,827 | 41,914 | 38,222 | 3,692 | 4,209 |
| ポリエステル Polyester synthetic fiber fabrics | 1,297,603 | 1,321,074 | 881,952 | 439,122 | 128,814 |
| ポリエステル長繊維 Polyester synthetic filament fiber fabrics | 942,887 | 963,787 | 634,698 | 329,089 | 87,114 |
| ポリエステル短繊維 Polyester synthetic staple fiber fabrics | 354,716 | 357,287 | 247,254 | 110,033 | 41,700 |
| その他の合成繊維織物 Other synthetic fiber fabrics | 213,607 | 213,856 | 174,364 | 39,492 | 36,133 |
| 毛布 Blankets | 16,222 | 16,475 | 9,887 | 6,588 | 1,102 |
| 毛 Wool | 4,476 | 4,586 | 3,543 | 1,043 | 319 |
| その他の毛布 Other blankets | 11,746 | 11,889 | 6,344 | 5,545 | 783 |
| タオル Toweling | 28,365 | 27,882 | 13,988 | 13,894 | 3,833 |

注：需要者渡には、縫製業者、縫製二次問屋等への引渡しの外に、小売商渡しや輸出船積したのものも含まれます。

お知らせ

平成14年1月分調査より、調査方式及び調査内容を改正して当省製造産業局繊維課が実施しています。
主な改正点は次のとおりです。なお、次頁以降の時系列表で平成13年12月分以前の値はこれらに組替集計したものです。

(1) 繊維原料

- イ) 調査品目
 - ・「落綿」, 「脂付羊毛」, 「毛くず」, 「国内発生落綿」を廃止。
 - ・「綿花」の国別調査の廃止。
 - ・「亜麻・ちよ麻」と「その他の麻類」を統合し「麻類」とする。
- ロ) 調査項目
 - ・輸入原料と国産原料における「項目欄」の「引渡」の内訳をすべて統合し、「引渡」とする。

(2) 糸

- イ) 調査品目
 - ・「亜麻・ちよ麻」と「黄麻」を統合し「麻糸」とする。
 - ・「ポリプロピレン」を「その他紡績糸」に統合する。
 - ・「手編糸」を廃止。
- ロ) 調査項目
 - ・「引渡」項目の「仲間渡」を「その他」に、「需要者渡 (輸出を含む)」を「需要者渡 (輸出, 小売商渡しを含む)」に名称変更。

(3) 織物

- イ) 調査品目
 - ・「亜麻・ちよ麻」と「黄麻」を統合し「麻織物」とする。
 - ・「ビニロン」と「ポリプロピレン」を「その他紡績糸」に統合。
 - ・「ポリエステル」を「ポリエステル長繊維」と「ポリエステル短繊維」に分割。
- ロ) 調査項目
 - ・「引渡」項目の「仲間渡」を「その他」に、「輸出船積」と「需要者渡 (小売商を含む)」を統合し「需要者渡 (輸出, 小売商渡しを含む)」に名称変更。
 - ・「月末在庫」項目の内訳を廃止。

(5) 織物受払 (時系列)

Historical data by Woven fabrics

単位 (Unit) : 千m² (1000m²)

| 年 月 | 織物合計 Woven fabrics Total | | 綿織物 Cotton fabrics | | 毛織物 Worsted and Woolen fabrics | | 絹織物 Silk fabrics | | 麻織物 Bast fiber fabrics | | Year, Quarter and Month |
|---------|--------------------------------|-------------------------------|-----------------------|-------------------------------|--------------------------------------|-------------------------------|---------------------|-------------------------------|---------------------------|-------------------------------|--|
| | 需要者渡 Users | 在庫数量 Inventory Quantity | 需要者渡 Users | 在庫数量 Inventory Quantity | 需要者渡 Users | 在庫数量 Inventory Quantity | 需要者渡 Users | 在庫数量 Inventory Quantity | 需要者渡 Users | 在庫数量 Inventory Quantity | |
| 平成11年 | 2,943,570 | 567,064 | 1,077,972 | 170,510 | 137,295 | 31,362 | 98,298 | 36,775 | 25,380 | 5,069 | C. Y. 1999 2000 2001 2002 2003 |
| 12 | 2,810,690 | 519,261 | 984,442 | 167,832 | 127,159 | 29,038 | 84,227 | 36,482 | 20,708 | 5,638 | |
| 13 | 2,350,875 | 482,180 | 908,256 | 147,598 | 124,243 | 28,431 | 74,487 | 34,684 | 20,116 | 4,806 | |
| 14 | 2,591,225 | 432,906 | 1,023,924 | 132,380 | 104,704 | 28,196 | 38,498 | 25,214 | 14,178 | 3,359 | |
| 15 | 2,499,323 | 410,857 | 992,064 | 137,034 | 100,605 | 27,461 | 47,560 | 24,883 | 7,065 | 3,209 | |
| 平成13年度 | 2,394,366 | 425,539 | 930,689 | 122,085 | 121,547 | 27,570 | 65,590 | 24,985 | 18,295 | 3,965 | F. Y. 2001 2002 |
| 14 | 2,557,739 | 406,899 | 1,020,003 | 124,530 | 101,977 | 26,247 | 38,960 | 25,064 | 11,656 | 3,126 | |
| 平成15年 | 621,099 | 406,899 | 256,893 | 124,530 | 25,494 | 26,247 | 10,309 | 25,064 | 2,480 | 3,126 | Q 1 2003 |
| 4月～6月 | 610,648 | 412,871 | 247,699 | 130,620 | 23,234 | 28,541 | 10,445 | 25,476 | 1,879 | 3,051 | Q 2 |
| 7月～9月 | 631,300 | 405,462 | 239,477 | 133,142 | 26,690 | 28,071 | 13,602 | 25,186 | 1,781 | 3,139 | Q 3 |
| 10月～12月 | 636,276 | 410,857 | 247,995 | 137,034 | 25,187 | 27,461 | 13,204 | 24,883 | 925 | 3,209 | Q 4 |
| 平成15年 | 199,335 | 429,987 | 83,454 | 130,888 | 8,538 | 27,076 | 3,357 | 25,410 | 742 | 3,573 | Jan. 2003 |
| 2月 | 194,641 | 426,826 | 81,542 | 128,640 | 8,049 | 26,949 | 3,474 | 25,530 | 974 | 3,352 | Feb. |
| 3月 | 227,123 | 406,899 | 91,897 | 124,530 | 8,907 | 26,247 | 3,478 | 25,064 | 764 | 3,126 | Mar. |
| 4月 | 202,767 | 421,422 | 82,072 | 130,834 | 7,793 | 26,973 | 3,532 | 25,579 | 882 | 3,070 | Apr. |
| 5月 | 205,799 | 413,717 | 84,521 | 132,720 | 7,775 | 27,696 | 3,432 | 25,516 | 592 | 3,067 | May |
| 6月 | 202,082 | 412,871 | 81,106 | 130,620 | 7,666 | 28,541 | 3,481 | 25,476 | 405 | 3,051 | Jun. |
| 7月 | 206,334 | 414,550 | 79,106 | 129,926 | 9,421 | 28,496 | 4,321 | 25,379 | 541 | 3,237 | Jul. |
| 8月 | 199,548 | 409,855 | 77,211 | 132,084 | 8,341 | 28,238 | 4,158 | 25,334 | 794 | 3,102 | Aug. |
| 9月 | 225,418 | 405,462 | 83,160 | 133,142 | 8,928 | 28,071 | 5,123 | 25,186 | 446 | 3,139 | Sep. |
| 10月 | 215,868 | 408,821 | 85,277 | 135,464 | 8,750 | 28,041 | 4,392 | 25,090 | 409 | 3,116 | Oct. |
| 11月 | 205,262 | 406,899 | 81,428 | 134,327 | 8,338 | 27,225 | 4,705 | 25,124 | 281 | 3,066 | Nov. |
| 12月 | 215,146 | 410,857 | 81,290 | 137,034 | 8,099 | 27,461 | 4,107 | 24,883 | 235 | 3,209 | Dec. |

単位 (Unit) : 千m² (1000m²)

| 年 月 | ビスコース人絹織物 Viscose rayon fabrics | | ビスコーススフ織物 Viscose staple fabrics | | アセテート織物 Acetate fabrics | | 合成繊維織物 Synthetic fiber fabrics | | 毛布 Blankets | | Year, Quarter and Month |
|---------|---------------------------------------|-------------------------------|--|-------------------------------|----------------------------|-------------------------------|--------------------------------------|-------------------------------|----------------|-------------------------------|--|
| | 需要者渡 Users | 在庫数量 Inventory Quantity | 需要者渡 Users | 在庫数量 Inventory Quantity | 需要者渡 Users | 在庫数量 Inventory Quantity | 需要者渡 Users | 在庫数量 Inventory Quantity | 需要者渡 Users | 在庫数量 Inventory Quantity | |
| 平成11年 | 106,952 | 26,585 | 78,056 | 10,647 | 65,676 | 11,551 | 1,337,172 | 271,078 | 16,769 | 3,487 | C. Y. 1999 2000 2001 2002 2003 |
| 12 | 102,576 | 22,684 | 69,565 | 9,590 | 59,874 | 10,635 | 1,341,415 | 233,844 | 20,724 | 3,518 | |
| 13 | 53,466 | 19,911 | 58,265 | 8,590 | 42,981 | 10,374 | 1,046,199 | 225,866 | 22,862 | 1,920 | |
| 14 | 66,893 | 18,161 | 46,414 | 7,688 | 43,327 | 9,730 | 1,241,019 | 206,946 | 12,268 | 1,232 | |
| 15 | 65,908 | 14,950 | 50,997 | 7,505 | 39,232 | 9,087 | 1,186,005 | 185,626 | 9,887 | 1,102 | |
| 平成13年度 | 56,513 | 17,279 | 53,013 | 7,526 | 43,527 | 10,027 | 1,084,405 | 210,755 | 20,787 | 1,347 | F. Y. 2001 2002 |
| 14 | 64,952 | 16,840 | 48,739 | 7,924 | 41,074 | 9,070 | 1,219,009 | 193,260 | 11,369 | 838 | |
| 平成15年 | 14,811 | 16,840 | 12,219 | 7,924 | 10,064 | 9,070 | 286,260 | 193,260 | 2,569 | 838 | Q 1 2003 |
| 4月～6月 | 16,177 | 15,277 | 12,392 | 7,990 | 9,570 | 8,885 | 287,888 | 192,212 | 1,364 | 819 | Q 2 |
| 7月～9月 | 17,758 | 15,223 | 13,224 | 7,988 | 9,826 | 8,960 | 306,742 | 182,675 | 2,200 | 1,078 | Q 3 |
| 10月～12月 | 17,162 | 14,950 | 13,162 | 7,505 | 9,772 | 9,087 | 305,115 | 185,626 | 3,754 | 1,102 | Q 4 |
| 平成15年 | 4,411 | 18,399 | 3,980 | 7,789 | 3,071 | 9,697 | 90,885 | 205,996 | 897 | 1,159 | Jan. 2003 |
| 2月 | 4,201 | 18,509 | 3,978 | 8,000 | 3,028 | 9,673 | 88,572 | 205,141 | 823 | 1,032 | Feb. |
| 3月 | 6,199 | 16,840 | 4,261 | 7,924 | 3,965 | 9,070 | 106,803 | 193,260 | 849 | 838 | Mar. |
| 4月 | 5,283 | 16,512 | 4,056 | 8,326 | 3,485 | 9,185 | 95,041 | 200,129 | 623 | 814 | Apr. |
| 5月 | 5,110 | 15,969 | 4,078 | 8,120 | 2,980 | 8,915 | 96,850 | 190,864 | 461 | 850 | May |
| 6月 | 5,784 | 15,277 | 4,258 | 7,990 | 3,105 | 8,885 | 95,997 | 192,212 | 280 | 819 | Jun. |
| 7月 | 5,915 | 14,632 | 4,013 | 7,746 | 3,223 | 9,043 | 99,378 | 195,258 | 416 | 833 | Jul. |
| 8月 | 5,531 | 14,910 | 4,554 | 7,740 | 3,004 | 9,130 | 95,251 | 188,313 | 704 | 1,004 | Aug. |
| 9月 | 6,312 | 15,223 | 4,657 | 7,988 | 3,599 | 8,960 | 112,113 | 182,675 | 1,080 | 1,078 | Sep. |
| 10月 | 6,221 | 15,431 | 4,638 | 7,485 | 3,231 | 9,260 | 101,663 | 183,818 | 1,287 | 1,116 | Oct. |
| 11月 | 5,354 | 15,070 | 4,095 | 7,473 | 3,296 | 9,185 | 96,724 | 184,307 | 1,041 | 1,122 | Nov. |
| 12月 | 5,587 | 14,950 | 4,429 | 7,505 | 3,245 | 9,087 | 106,728 | 185,626 | 1,426 | 1,102 | Dec. |

2 革需給統計 Supply and Demand Statistics of Leather

(1) 製品年表 Yearly Commodities

①受入・出荷・在庫 Receipt・Shipments・Inventory

| 品目 | 単位 Unit | 受 入 Receipt | | | | |
|---------------------|---------------------|----------------|---|--------------------------|--------------|---------------|
| | | 計 Total | 製革業者から From leather manufacturers | 販売業者から From selling's | 輸入 Import | その他 Others |
| 牛底革 (クロム底革を含む) | t | 262 | 95 | 87 | 68 | 12 |
| クロム甲革計(工業用クロム甲革を除く) | 1000dm ² | 1,020,140 | 867,828 | 56,210 | 60,160 | 35,942 |
| 牛 | 〃 | 823,490 | 717,990 | 43,427 | 34,457 | 27,616 |
| 馬 | 〃 | 41,859 | 41,640 | 135 | - | 84 |
| 豚 | 〃 | 80,688 | 71,079 | 3,462 | 2,654 | 3,492 |
| やぎ・めん羊 | 〃 | 74,104 | 37,119 | 9,185 | 23,049 | 4,750 |
| ぬめ革計 (茶利革を含む) | 〃 | 50,649 | 31,867 | 5,182 | 12,470 | 1,130 |
| 牛 | 〃 | 40,079 | 31,551 | 376 | 7,922 | 230 |
| 豚 | 〃 | 425 | 7 | 370 | - | 48 |
| やぎ・めん羊 | 〃 | 10,144 | 309 | 4,435 | 4,548 | 852 |

②革製品製造業者向出荷内訳 Breakdown of shipments for leather manufacture

| 品目 | 単位 Unit | 合 計 Total | 製造業者向 | | | |
|---------------------|---------------------|--------------|---|---|---------------------------------------|--|
| | | | 製靴業者向 (同付属品製造業者含む) For shoemaking | かばん製造業者向 (ケース類を含む) For bag manufacturers | 袋物製造業者向 For pouch manufacturers | 衣服製造業者向 For clothing manufacturers |
| 牛底革 (クロム底革を含む) | t | 204 | 204 | - | - | - |
| クロム甲革計(工業用クロム甲革を除く) | 1000dm ² | 876,502 | 559,836 | 33,990 | 213,072 | 7,893 |
| 牛 | 〃 | 712,194 | 408,152 | 32,277 | 206,714 | 6,874 |
| 馬 | 〃 | 42,008 | 40,915 | 55 | 1,025 | - |
| 豚 | 〃 | 70,761 | 64,559 | 1,599 | 3,823 | 2 |
| やぎ・めん羊 | 〃 | 51,539 | 46,210 | 59 | 1,509 | 1,017 |
| ぬめ革計 (茶利革を含む) | 〃 | 40,968 | 719 | 19,514 | 16,098 | 1,538 |
| 牛 | 〃 | 36,340 | 132 | 19,465 | 14,018 | 999 |
| 豚 | 〃 | 521 | - | 49 | 176 | - |
| やぎ・めん羊 | 〃 | 4,106 | 587 | - | 1,904 | 539 |

| 出 荷 Shipments | | | | | 在 庫 Inventory | Goods |
|------------------|------------------------|--|---------------|---------------|------------------|--|
| 計 Total | 販売業者向 For selling's | 革製品製造業者向 For leather manufacturers | 輸出向 Export | その他 Others | | |
| 298 | 80 | 206 | - | 12 | 110 | Footwear sole leather (including chrome tanned made from cattle hide) |
| 1,004,319 | 93,480 | 871,887 | 5,738 | 33,214 | 153,176 | Chrome tanned upper leather (except industrial use) |
| 802,098 | 62,963 | 709,668 | 5,738 | 23,729 | 137,255 | Cattle |
| 42,039 | 375 | 40,631 | - | 1,033 | 1,957 | Horse leather |
| 80,401 | 5,798 | 70,787 | - | 3,816 | 3,558 | Pig leather |
| 79,781 | 24,345 | 50,801 | - | 4,636 | 10,407 | Goat and sheep leather |
| 49,919 | 5,877 | 41,023 | - | 3,020 | 17,522 | Case leather |
| 39,539 | 434 | 36,396 | - | 2,709 | 12,612 | Cattle |
| 568 | - | 521 | - | 47 | - | Pig leather |
| 9,812 | 5,442 | 4,106 | - | 264 | 4,934 | Goat and sheep leather |

| 手袋製造業者向 (衣服・工業用) For gloves and mittens manufacturers | 運動用具製造業者向 (靴を除く) For athletic equipment manufacturers | 服装バンド 製造業者向 For belting manufacturers | その他 Others | Goods |
|---|---|--|---------------|--|
| - | - | - | - | Footwear sole leather (including chrome tanned made from cattle hide) |
| 6,755 | 25,808 | 13,912 | 15,236 | Chrome tanned upper leather (except industrial use) |
| 6,083 | 25,776 | 12,791 | 13,527 | Cattle |
| - | - | 8 | 3 | Horse leather |
| - | 10 | 448 | 318 | Pig leather |
| 672 | 21 | 664 | 1,385 | Goat and sheep leather |
| - | - | 1,778 | 1,321 | Case leather |
| - | - | 1,163 | 564 | Cattle |
| - | - | 48 | 248 | Pig leather |
| - | - | 567 | 510 | Goat and sheep leather |

(2) 受入・出荷・在庫推移
Receipt・Shipments・Inventory

| 年 | 受入 Receipt | | | | 出荷 Shipments | | | | 在庫 Inventory | Year |
|--|---------------|---|-----------------------------|--------------|-----------------|---------------------------|--|---------------|-----------------|------------|
| | 計 Total | 製革業者から From leather manufacturers | 販売業者から From selling's | 輸入 Import | 計 Total | 販売業者向 For selling's | 革製品製造 業者向 For leather manufacturers | 輸出向 Export | | |
| 牛底革 (クロム底革を含む) (1) Footwear sole leather (including chrome tanned made from cattle hide) 単位 (Unit) : t | | | | | | | | | | |
| 平成11年 | 558 | 121 | 84 | 289 | 569 | 116 | 391 | - | 55 | C. Y. 1999 |
| 12 | 407 | 124 | 84 | 183 | 376 | 96 | 267 | - | 93 | 2000 |
| 13 | 343 | 129 | 84 | 118 | 325 | 88 | 225 | - | 120 | 2001 |
| 14 | 333 | 94 | 94 | 132 | 366 | 80 | 273 | - | 109 | 2002 |
| 15 | 262 | 95 | 87 | 68 | 298 | 80 | 206 | - | 110 | 2003 |
| クロム甲革計 (工業用クロム革を除く) ((2)~(5)) Chrome tanned upper leather (except industrial use) 単位 (Unit) : 1000dm ² | | | | | | | | | | |
| 平成11年 | 1,259,341 | 1,008,517 | 133,890 | 55,324 | 1,271,635 | 160,683 | 1,045,375 | 5,565 | 144,023 | C. Y. 1999 |
| 12 | 1,130,622 | 924,890 | 93,027 | 68,663 | 1,140,428 | 122,775 | 971,158 | 2,395 | 131,750 | 2000 |
| 13 | 1,104,141 | 904,933 | 76,314 | 87,419 | 1,105,364 | 107,340 | 947,915 | 6,363 | 133,707 | 2001 |
| 14 | 1,018,319 | 863,406 | 61,274 | 57,351 | 1,016,509 | 95,753 | 880,772 | 4,734 | 145,086 | 2002 |
| 15 | 1,020,140 | 867,828 | 56,210 | 60,160 | 1,004,319 | 93,480 | 871,887 | 5,738 | 153,176 | 2003 |
| 牛クロム甲革 (2) Cattle 単位 (Unit) : 1000dm ² | | | | | | | | | | |
| 平成11年 | 997,834 | 849,290 | 65,911 | 29,456 | 1,007,323 | 110,033 | 844,358 | 5,565 | 119,636 | C. Y. 1999 |
| 12 | 906,468 | 773,213 | 60,550 | 36,954 | 907,967 | 80,002 | 790,965 | 2,395 | 113,046 | 2000 |
| 13 | 864,594 | 745,222 | 49,507 | 42,638 | 857,774 | 69,651 | 748,950 | 4,856 | 116,862 | 2001 |
| 14 | 812,766 | 706,276 | 46,673 | 31,842 | 804,879 | 67,747 | 707,415 | 4,661 | 128,910 | 2002 |
| 15 | 823,490 | 717,990 | 43,427 | 34,457 | 802,098 | 62,963 | 709,668 | 5,738 | 137,255 | 2003 |
| 馬クロム甲革 (3) Horse leather 単位 (Unit) : 1000dm ² | | | | | | | | | | |
| 平成11年 | 43,035 | 42,649 | 136 | 88 | 43,146 | 703 | 41,383 | - | 1,708 | C. Y. 1999 |
| 12 | 43,944 | 43,320 | 131 | 413 | 43,754 | 684 | 42,050 | - | 1,728 | 2000 |
| 13 | 45,155 | 44,871 | 200 | - | 44,656 | 581 | 43,047 | 31 | 2,293 | 2001 |
| 14 | 45,227 | 44,922 | 221 | - | 45,296 | 385 | 43,730 | - | 1,887 | 2002 |
| 15 | 41,859 | 41,640 | 135 | - | 42,039 | 375 | 40,631 | - | 1,957 | 2003 |
| 豚クロム甲革 (4) Pig leather 単位 (Unit) : 1000dm ² | | | | | | | | | | |
| 平成11年 | 87,094 | 77,282 | 3,097 | 2,933 | 87,350 | 4,694 | 78,429 | - | 5,364 | C. Y. 1999 |
| 12 | 84,461 | 73,899 | 3,778 | 3,273 | 83,874 | 5,619 | 74,445 | - | 4,399 | 2000 |
| 13 | 81,575 | 71,509 | 4,167 | 2,336 | 82,378 | 5,470 | 72,177 | 933 | 3,892 | 2001 |
| 14 | 80,777 | 71,524 | 3,591 | 2,149 | 81,123 | 5,669 | 71,122 | 48 | 3,476 | 2002 |
| 15 | 80,688 | 71,079 | 3,462 | 2,654 | 80,401 | 5,798 | 70,787 | - | 3,558 | 2003 |
| やぎ・めん羊クロム甲革 (5) Goat and sheep leather 単位 (Unit) : 1000dm ² | | | | | | | | | | |
| 平成11年 | 131,378 | 39,296 | 64,746 | 22,847 | 133,816 | 45,253 | 81,205 | - | 17,315 | C. Y. 1999 |
| 12 | 95,752 | 34,458 | 28,569 | 28,023 | 104,833 | 36,468 | 63,698 | - | 12,576 | 2000 |
| 13 | 112,818 | 43,235 | 22,441 | 42,443 | 120,553 | 31,639 | 83,739 | 543 | 10,660 | 2001 |
| 14 | 79,548 | 40,683 | 10,788 | 23,361 | 85,211 | 21,951 | 58,504 | 25 | 10,813 | 2002 |
| 15 | 74,104 | 37,119 | 9,185 | 23,049 | 79,781 | 24,345 | 50,801 | - | 10,407 | 2003 |
| ぬめ革計 (茶利革を含む) ((6)~(8)) Case leather 単位 (Unit) : 1000dm ² | | | | | | | | | | |
| 平成11年 | 100,586 | 32,430 | 41,026 | 24,290 | 97,731 | 42,324 | 51,682 | - | 17,800 | C. Y. 1999 |
| 12 | 58,967 | 33,292 | 16,639 | 7,168 | 59,172 | 9,169 | 46,967 | - | 14,840 | 2000 |
| 13 | 56,388 | 29,757 | 13,553 | 11,218 | 53,869 | 9,278 | 41,532 | - | 16,450 | 2001 |
| 14 | 51,809 | 32,658 | 5,181 | 12,109 | 50,927 | 6,157 | 41,733 | - | 17,225 | 2002 |
| 15 | 50,649 | 31,867 | 5,182 | 12,470 | 49,919 | 5,877 | 41,023 | - | 17,522 | 2003 |
| 牛ぬめ革 (6) Cattle 単位 (Unit) : 1000dm ² | | | | | | | | | | |
| 平成11年 | 35,208 | 31,365 | 666 | 1,855 | 33,384 | 443 | 29,845 | - | 8,682 | C. Y. 1999 |
| 12 | 39,253 | 32,050 | 615 | 5,621 | 37,550 | 348 | 34,479 | - | 10,203 | 2000 |
| 13 | 38,072 | 29,131 | 686 | 7,297 | 35,842 | 317 | 32,803 | - | 11,599 | 2001 |
| 14 | 41,052 | 32,264 | 746 | 7,083 | 40,449 | 462 | 37,278 | - | 12,194 | 2002 |
| 15 | 40,079 | 31,551 | 376 | 7,922 | 39,539 | 434 | 36,396 | - | 12,612 | 2003 |
| 豚ぬめ革 (7) Pig leather 単位 (Unit) : 1000dm ² | | | | | | | | | | |
| 平成11年 | 1,177 | 57 | 1,045 | - | 1,136 | 468 | 578 | - | 248 | C. Y. 1999 |
| 12 | 633 | 18 | 566 | - | 691 | 78 | 562 | - | 189 | 2000 |
| 13 | 556 | 17 | 492 | - | 565 | 1 | 510 | - | 179 | 2001 |
| 14 | 473 | 82 | 317 | - | 545 | 1 | 497 | - | 102 | 2002 |
| 15 | 425 | 7 | 370 | - | 568 | - | 521 | - | - | 2003 |
| やぎ・めん羊ぬめ革 (8) Goat and sheep leather 単位 (Unit) : 1000dm ² | | | | | | | | | | |
| 平成11年 | 64,201 | 1,008 | 39,315 | 22,435 | 63,211 | 41,413 | 21,259 | - | 8,870 | C. Y. 1999 |
| 12 | 19,078 | 1,223 | 15,456 | 1,547 | 20,929 | 8,742 | 11,924 | - | 4,448 | 2000 |
| 13 | 17,758 | 611 | 12,376 | 3,921 | 17,466 | 8,960 | 8,221 | - | 4,671 | 2001 |
| 14 | 10,284 | 315 | 4,092 | 5,026 | 9,935 | 5,692 | 3,956 | - | 4,928 | 2002 |
| 15 | 10,144 | 309 | 4,435 | 4,548 | 9,812 | 5,442 | 4,106 | - | 4,934 | 2003 |

注：受入計には受入の「その他」、出荷計には出荷の「その他」を含む。

(3) 革製品製造業者向 出荷内訳
Breakdown of shipments for leather manufacture

| 年 | 合計 Total | 製靴業者向 (同附属品製造 業者を含む) For shoemaking manufacturers | かばん製造 業者向 For bag manufacturers | 袋物製造 業者向 For pouch manufacturers | 衣服製造 業者向 For clothing manufacturers | 手袋製造 業者向 (衣服・工業用) For gloves and mittens manufacturers | 運動用具 製造業者向 (靴を除く) For athletic equipment manufacturers | 服装バンド 製造業者向 For belting manufacturers | その他 Others | Year |
|---|-------------|---|--|---|--|---|---|--|---------------|---------------------------------|
| 牛底革 (クロム底革を含む) (1) Footwear sole leather (including chrome tanned made from cattle hide) | | | | | | | | | | 単位 (Unit) : t |
| 平成11年 | 392 | 392 | - | - | - | - | - | - | - | C. Y. 1999 |
| 12 | 267 | 267 | - | - | - | - | - | - | - | 2000 |
| 13 | 215 | 215 | - | - | - | - | - | - | - | 2001 |
| 14 | 273 | 273 | - | - | - | - | - | - | - | 2002 |
| 15 | 204 | 204 | - | - | - | - | - | - | - | 2003 |
| クロム甲革計 (工業用クロム革を除く) ((2)~(5)) Chrome tanned upper leather (except industrial use) | | | | | | | | | | 単位 (Unit) : 1000dm ² |
| 平成11年 | 1,048,815 | 580,604 | 69,072 | 279,239 | 29,062 | 694 | 33,345 | 31,385 | 25,414 | C. Y. 1999 |
| 12 | 971,158 | 583,582 | 39,013 | 264,269 | 16,256 | 2,191 | 23,610 | 24,557 | 17,682 | 2000 |
| 13 | 952,068 | 591,809 | 34,263 | 249,336 | 12,119 | 3,515 | 25,005 | 18,376 | 17,653 | 2001 |
| 14 | 881,474 | 552,401 | 33,813 | 232,363 | 8,348 | 2,583 | 22,077 | 13,707 | 16,182 | 2002 |
| 15 | 876,502 | 559,836 | 33,990 | 213,072 | 7,893 | 6,755 | 25,808 | 13,912 | 15,236 | 2003 |
| 牛クロム甲革 (2) Cattle | | | | | | | | | | 単位 (Unit) : 1000dm ² |
| 平成11年 | 847,720 | 414,947 | 67,240 | 270,434 | 18,528 | 358 | 28,178 | 25,697 | 22,338 | C. Y. 1999 |
| 12 | 790,965 | 423,225 | 37,296 | 257,583 | 11,754 | 1,110 | 23,489 | 20,717 | 15,788 | 2000 |
| 13 | 748,414 | 410,629 | 31,620 | 238,775 | 8,952 | 2,268 | 24,898 | 15,714 | 15,552 | 2001 |
| 14 | 708,110 | 391,710 | 31,912 | 226,850 | 7,215 | 1,382 | 22,035 | 12,708 | 14,302 | 2002 |
| 15 | 712,194 | 408,152 | 32,277 | 206,714 | 6,874 | 6,083 | 25,776 | 12,791 | 13,527 | 2003 |
| 馬クロム甲革 (3) Horse leather | | | | | | | | | | 単位 (Unit) : 1000dm ² |
| 平成11年 | 41,546 | 40,319 | 194 | 744 | - | - | - | 117 | 172 | C. Y. 1999 |
| 12 | 42,050 | 41,188 | 203 | 544 | 1 | - | - | 17 | 95 | 2000 |
| 13 | 43,859 | 42,246 | 381 | 1,140 | - | - | - | 11 | 79 | 2001 |
| 14 | 43,730 | 42,977 | 167 | 511 | - | - | - | 39 | 36 | 2002 |
| 15 | 42,008 | 40,915 | 55 | 1,025 | - | - | - | 8 | 3 | 2003 |
| 豚クロム甲革 (4) Pig leather | | | | | | | | | | 単位 (Unit) : 1000dm ² |
| 平成11年 | 78,338 | 70,770 | 1,637 | 3,399 | 59 | - | 207 | 835 | 1,431 | C. Y. 1999 |
| 12 | 74,445 | 69,803 | 1,512 | 2,214 | 77 | - | 98 | 411 | 332 | 2000 |
| 13 | 75,887 | 67,139 | 2,225 | 5,369 | 57 | - | 44 | 538 | 511 | 2001 |
| 14 | 71,109 | 65,919 | 1,684 | 2,633 | 9 | - | 23 | 446 | 396 | 2002 |
| 15 | 70,761 | 64,559 | 1,599 | 3,823 | 2 | - | 10 | 448 | 318 | 2003 |
| やぎ・めん羊クロム甲革 (5) Goat and sheep leather | | | | | | | | | | 単位 (Unit) : 1000dm ² |
| 平成11年 | 81,211 | 54,568 | 1 | 4,662 | 10,475 | 336 | 4,960 | 4,736 | 1,473 | C. Y. 1999 |
| 12 | 63,698 | 49,365 | 3 | 3,927 | 4,424 | 1,080 | 21 | 3,412 | 1,466 | 2000 |
| 13 | 83,907 | 71,788 | 36 | 4,049 | 3,112 | 1,244 | 56 | 2,110 | 1,507 | 2001 |
| 14 | 58,524 | 51,794 | 49 | 2,370 | 1,125 | 1,201 | 17 | 516 | 1,448 | 2002 |
| 15 | 51,539 | 46,210 | 59 | 1,509 | 1,017 | 672 | 21 | 664 | 1,385 | 2003 |
| ぬめ革計 (茶利革を含む) ((6)~(8)) Case leather | | | | | | | | | | 単位 (Unit) : 1000dm ² |
| 平成11年 | 51,765 | 7,548 | 21,512 | 5,460 | 5,896 | - | 3,362 | 4,889 | 3,098 | C. Y. 1999 |
| 12 | 46,967 | 4,514 | 22,093 | 9,116 | 3,242 | - | - | 4,870 | 3,135 | 2000 |
| 13 | 41,557 | 4,325 | 18,611 | 10,200 | 1,689 | - | - | 3,523 | 3,211 | 2001 |
| 14 | 41,782 | 1,051 | 19,619 | 14,397 | 1,440 | - | - | 2,031 | 3,245 | 2002 |
| 15 | 40,968 | 719 | 19,514 | 16,098 | 1,538 | - | - | 1,778 | 1,321 | 2003 |
| 牛ぬめ革 (6) Cattle | | | | | | | | | | 単位 (Unit) : 1000dm ² |
| 平成11年 | 29,928 | 483 | 21,365 | 3,380 | - | - | 4 | 2,134 | 2,562 | C. Y. 1999 |
| 12 | 34,479 | 402 | 21,959 | 7,012 | 550 | - | - | 1,900 | 2,659 | 2000 |
| 13 | 32,824 | 2,040 | 18,528 | 8,026 | - | - | - | 1,573 | 2,654 | 2001 |
| 14 | 37,328 | 522 | 19,505 | 12,296 | 963 | - | - | 1,476 | 2,566 | 2002 |
| 15 | 36,340 | 132 | 19,465 | 14,018 | 999 | - | - | 1,163 | 564 | 2003 |
| 豚ぬめ革 (7) Pig leather | | | | | | | | | | 単位 (Unit) : 1000dm ² |
| 平成11年 | 578 | 23 | 147 | 184 | - | - | - | 60 | 164 | C. Y. 1999 |
| 12 | 562 | 24 | 131 | 191 | - | - | - | 48 | 170 | 2000 |
| 13 | 515 | 23 | 83 | 196 | - | - | - | 48 | 172 | 2001 |
| 14 | 497 | - | 81 | 154 | - | - | - | 48 | 215 | 2002 |
| 15 | 521 | - | 49 | 176 | - | - | - | 48 | 248 | 2003 |
| やぎ・めん羊 ぬめ革 (8) Goat and sheep leather | | | | | | | | | | 単位 (Unit) : 1000dm ² |
| 平成11年 | 21,259 | 7,042 | - | 1,896 | 5,896 | - | 3,358 | 2,695 | 372 | C. Y. 1999 |
| 12 | 11,924 | 4,091 | - | 1,909 | 2,692 | - | - | 2,920 | 310 | 2000 |
| 13 | 8,221 | 2,269 | - | 1,975 | 1,689 | - | - | 1,905 | 383 | 2001 |
| 14 | 3,956 | 529 | 32 | 1,947 | 478 | - | - | 507 | 464 | 2002 |
| 15 | 4,106 | 587 | - | 1,904 | 539 | - | - | 567 | 510 | 2003 |

(4) 労務 Labor

| 年 Year | 当該部門 Applied section 年末常用従業員数 The number of year-end regular employees | | | | |
|------------|---|-------------|-------------|-------------|-------------|
| | 平成11年 1999 | 12年 2000 | 13年 2001 | 14年 2002 | 15年 2003 |
| 人 (Person) | 767 | 725 | 695 | 680 | 672 |

平成 15 年 繊維・生活用品統計年報

平成 16 年 6 月 30 日 発行

定 価 8,600円 (送料実費)

(本体 8,191 円)

編 集 経 済 産 業 省
経済産業政策局 調査統計部
発行所 社団法人 経済産業統計協会
〒104-0061 東京都中央区銀座2-8-9
(本丸館銀座ビル)
電 話 (03) 3561-2974
F A X (03) 3561-5212

(印刷・製本 ㈱さとう印刷社)