



政府統計

平成 24 年
2012

繊維・生活用品統計年報

YEARBOOK
OF
TEXTILES AND CONSUMER GOODS
STATISTICS

経済産業省大臣官房調査統計グループ

Research and Statistics Department

Minister's Secretariat

Ministry of Economy, Trade and Industry (METI)

序

経済産業省は、我が国鉱工業の生産活動の動向を明らかにするため、毎月、生産動態統計調査を実施し、調査結果を公表しております。

本年報は、平成24年に実施した生産動態統計調査のうち、繊維工業品及び生活用品に関する調査結果について取りまとめたものです。本年報が、各方面で広く活用されることを期待しております。

本年報の発行に当たり、毎月の統計調査に御協力を頂いております皆様に対し厚く御礼申し上げます。

平成25年6月

経済産業省大臣官房調査統計審議官

喜多見 淳一

目 次

| | |
|---|--|
| 序 | 11) 合成繊維綱.....123 |
| 目次 | 12) 細幅織物・組ひも・レース生地124 |
| 利用上の注意.....6 | 13) 家具.....127 金属製家具.....127 木製家具.....136 |
| 概 況13 | 14) 楽器.....143 |
| 1. 一般概況.....13 | 15) 文具.....146 |
| 2. 繊維工業の動向.....14 | 16) 玩具.....151 |
| 3. 生活用品の動向.....19 | 17) 革靴.....154 |
| 第1部 生産動態統計22 | 18) 製革.....158 |
| 1. 指 数22 | (2) 製品年表.....164 |
| (1) 生産指数.....22 | 1) 化学繊維.....164 |
| (2) 生産者出荷指数.....28 | 2) 紡績糸.....166 紡績糸純・混紡糸別生産内訳166 |
| (3) 生産者製品在庫指数.....34 | 3) 織物.....168 織物－生産内訳.....170 |
| (4) 生産能力指数.....40 | 4) タフテッドカーペット・ フェルト・不織布.....171 不織布－用途別生産内訳・171 不織布(乾式)－設備別生産 実績.....171 |
| 2. 生産・出荷・在庫統計42 | 5) 染色整理.....172 |
| (1) 製品統計表(時系列).....42 | 6) ニット生地.....174 |
| 1) 化学繊維短繊維.....42 | 7) ニット・衣服縫製品.....174 ニット・衣服縫製品－生産 内訳.....176 |
| 2) 化学繊維長繊維.....46 | 8) 製綿・ふとん.....178 |
| 3) 紡績糸.....51 紡績糸純・混紡糸別生産内訳57 | 9) 漁網・陸上網.....178 |
| 4) 織物.....61 織物－生産内訳.....72 | 10) 合成繊維綱.....178 |
| 5) タフテッドカーペット・ フェルト・不織布.....76 不織布－用途別生産内訳...79 不織布(乾式)－設備別生産 実績.....79 | 11) 細幅織物・組ひも及びレース 生地.....178 |
| 6) 染色整理.....80 | 12) 家具.....180 |
| 7) ニット生地.....98 | 13) 楽器.....182 |
| 8) ニット・衣服縫製品.....107 ニット・衣服縫製品－生産 内訳.....111 | 14) 文具.....182 |
| 9) 製綿・ふとん.....118 | 15) 玩具.....184 |
| 10) 漁網・陸上網.....122 | 16) 革靴.....184 |
| | 17) 製革.....186 |

| | |
|------------------------------------|---|
| 製革出荷（販売）内訳.....186 | 5) 染色整理.....196 |
| 3. 原材料消費統計188 | 6) ニット・衣服縫製品.....197 |
| (1) 消費統計表(時系列).....188 | 7) 製綿・ふとん.....197 |
| 1) 染色整理..... | 8) 漁網・陸上網.....197 |
| 染料・顔料(消費数量).....188 | 9) 合成繊維綱.....197 |
| (2) 原材料消費統計表（年表）189 | 10) 細幅織物・組ひも・レース生地197 |
| 1) 染料・顔料消費.....189 | 11) 家具.....197 |
| 4. 生産設備・生産能力統計(時系列) .190 | 12) 楽器.....197 |
| 1) 化学繊維紡糸機・生産能力...190 | 13) 文具.....197 |
| 2) 紡機.....190 | 14) 玩具.....197 |
| 3) 織機.....191 | 15) 革靴.....197 |
| 4) タフテッドカーペット・ フェルト・不織布.....193 | 16) 製革.....197 |
| 5) ニット・衣服縫製品.....194 | 第2部 参考統計199 |
| 6) ふとん.....194 | 1. 繊維流通統計200 |
| 7) 金属製家具.....195 | (1) 繊維原料(年表).....200 |
| 8) ボールペン.....195 | (2) 糸(年表).....200 |
| 5. 労務統計(時系列)196 | (3) 織物(年表).....201 |
| 1) 化学繊維.....196 | (4) 糸受払(時系列).....202 |
| 2) 紡績.....196 | (5) 織物受払(時系列).....203 |
| 3) 織物.....196 | 参考. 断層発生に伴う数値の接続について204 |
| 4) タフテッドカーペット・ フェルト・不織布.....196 | 平成24年調査票改正について..208 |
| | 平成24年調査票一覧.....209 |

Contents

| | |
|---|--|
| <p>Notes for Utilization 9</p> <p>First Section : Current Survey of</p> <p style="padding-left: 40px;">Production 22</p> <p>1. Indices of Industrial Production 22</p> <p style="padding-left: 20px;">(1) Indices of Industrial Production 22</p> <p style="padding-left: 20px;">(2) Indices of Industrial Producer's Shipments 28</p> <p style="padding-left: 20px;">(3) Indices of Industrial Producer's Inventory of Finished Goods 34</p> <p style="padding-left: 20px;">(4) Indices of Production Capacity 40</p> <p>2. Production, Producer's Shipments and Producer's Inventory of Finished Goods 42</p> <p style="padding-left: 20px;">(1) Historical Data by Commodities 42</p> <p style="padding-left: 40px;">1) Chemical staple fibers 42</p> <p style="padding-left: 40px;">2) Chemical filament fibers 46</p> <p style="padding-left: 40px;">3) Spun yarn 51</p> <p style="padding-left: 60px;">Spun yarn-Breakdown of production by Blended yarn with other Pure and Blended yarn 57</p> <p style="padding-left: 40px;">4) Woven fabrics 61</p> <p style="padding-left: 60px;">Woven fabrics-Breakdown of production by Woven fabrics 72</p> <p style="padding-left: 40px;">5) Tufted carpet, Felt and Non-woven fabrics 76</p> <p style="padding-left: 60px;">Non-woven fabrics—Breakdown of production by use 79</p> <p style="padding-left: 60px;">Non-woven fabrics (dry laid type) - production by facilities 79</p> <p style="padding-left: 40px;">6) Dyeing and Finishing processes 80</p> <p style="padding-left: 40px;">7) Knit fabrics (Breakdown of production) 98</p> <p style="padding-left: 40px;">8) Knit and Sewn clothing products 107</p> <p style="padding-left: 60px;">Breakdown of production by Knit and Sewn clothing products 111</p> <p style="padding-left: 40px;">9) Wadding and Futon 118</p> <p style="padding-left: 40px;">10) Fishing nets and Ground nets 122</p> <p style="padding-left: 40px;">11) Synthetic fiber ropes 123</p> <p style="padding-left: 40px;">12) Narrow fabrics, Braids and Lace fabrics 124</p> <p style="padding-left: 40px;">13) Furniture 127</p> <p style="padding-left: 60px;">Metal furniture 127</p> <p style="padding-left: 60px;">Wooden furniture 136</p> | <p style="padding-left: 20px;">14) Musical instruments 143</p> <p style="padding-left: 20px;">15) Stationery 146</p> <p style="padding-left: 20px;">16) Toys 151</p> <p style="padding-left: 20px;">17) Leather boots and shoes 154</p> <p style="padding-left: 20px;">18) Leather 158</p> <p style="padding-left: 20px;">(2) Yearly Commodities 164</p> <p style="padding-left: 40px;">1) Chemical fibers 164</p> <p style="padding-left: 40px;">2) Spun yarn 166</p> <p style="padding-left: 60px;">Spun yarn—Breakdown of production by blended yarn with other Pure and blended yarn 166</p> <p style="padding-left: 40px;">3) Woven fabrics 168</p> <p style="padding-left: 60px;">Woven fabrics—Breakdown of production by woven fabrics 170</p> <p style="padding-left: 40px;">4) Tufted carpet, Felt and Non-woven fabrics 171</p> <p style="padding-left: 60px;">Non-woven fabrics—Breakdown of production by use 171</p> <p style="padding-left: 60px;">Non-woven fabrics (dry laid type) — production by facilities 171</p> <p style="padding-left: 40px;">5) Dyeing and Finishing processes 172</p> <p style="padding-left: 40px;">6) Knit fabrics (Breakdown of production) 174</p> <p style="padding-left: 40px;">7) Knit and Sewn clothing products 174</p> <p style="padding-left: 60px;">Breakdown of production by Knit and Sewn clothing products 176</p> <p style="padding-left: 40px;">8) Wadding and Futon 178</p> <p style="padding-left: 40px;">9) Fishing nets and Ground nets 178</p> <p style="padding-left: 40px;">10) Synthetic fiber ropes 178</p> <p style="padding-left: 40px;">11) Narrow fabrics, Braids and Lace fabrics 178</p> <p style="padding-left: 40px;">12) Furniture 180</p> <p style="padding-left: 40px;">13) Musical instruments 182</p> <p style="padding-left: 40px;">14) Stationery 182</p> <p style="padding-left: 40px;">15) Toys 184</p> <p style="padding-left: 40px;">16) Leather boots and shoes 184</p> <p style="padding-left: 40px;">17) Leather 186</p> <p style="padding-left: 60px;">Shipments (sales) details 186</p> <p>3. Consumption of Raw materials 188</p> <p style="padding-left: 20px;">(1) Historical Data by Consumption 188</p> <p style="padding-left: 40px;">1) Dyeing and Finishing processes Consumption of Dyes and Pigments 188</p> <p style="padding-left: 20px;">(2) Yearly Consumption 189</p> <p style="padding-left: 40px;">1) Dyes and Pigments 189</p> |
|---|--|

| | |
|--|-----|
| 4. Historical Data by Productive capacity | |
| | 190 |
| 1) Spinning machinery of Chemical fibers | 190 |
| 2) Spinning machinery | 190 |
| 3) Weaving machinery | 191 |
| 4) Tufted carpet, Felt and Non-woven fabrics | 193 |
| 5) Knit and Sewn clothing | 194 |
| 6) Futon | 194 |
| 7) Metal furniture | 195 |
| 8) Ballpoint pens | 195 |
| 5. Historical Data by Labor | 196 |
| 1) Chemical fibers | 196 |
| 2) Spinning | 196 |
| 3) Fabrics | 196 |
| 4) Tufted carpet, Felt and Non-woven fabrics | 196 |
| 5) Dyeing and Finishing processes | 196 |
| 6) Knit and Sewn clothing | 197 |
| 7) Wadding and Futon | 197 |
| 8) Fishing nets and Ground nets | 197 |
| 9) Synthetic fiber ropes | 197 |
| 10) Narrow fabrics, Braids and Lace fabrics | 197 |
| 11) Furniture | 197 |
| 12) Musical instruments | 197 |
| 13) Stationery | 197 |
| 14) Toys | 197 |
| 15) Leather boots and shoes | 197 |
| 16) Leather | 197 |
| | |
| Second Section : Reference Table | 199 |
| 1. Textile Goods Distribution Statistics | 200 |
| (1) Fiber raw materials (Yearly Commodities) | 200 |
| (2) Yarn (Yearly Commodities) | 200 |
| (3) Woven fabrics (Yearly Commodities) | 201 |
| (4) Historical Data by Yarn | 202 |
| (5) Historical Data by Woven fabrics | 203 |

利 用 上 の 注 意

- この年報は、統計法に基づく経済産業省生産動態統計調査規則（基幹統計）により実施された繊維工業品と生活用品に関する平成24年の集計結果を収録したものです。なお、この調査以外の資料を参考統計として転載しています。
- 毎月の生産動態統計調査の結果は、当グループより「繊維・生活用品統計月報」として公表していますが、公表後、その数値について若干の訂正が生じたので、この年報ではこれら数値を一括して訂正しております。正しくはこの年報の数値を利用してください。

3. 調査に該当する範囲

| 月報（調査票）の種類 | 調査対象の範囲 | 月報（調査票）の種類 | 調査対象の範囲 |
|---------------------|---|--------------------------------|--|
| 化学繊維 | 従業者30名以上の事業所及び2以上の事業所を有する企業 | 二 次 製 品 | (製綿・ふとん) 従業者20名以上の事業所 |
| 紡績糸 | 従業者20名以上、又は精紡機800錘以上の事業所及び2以上の事業所を有する企業 | | (網) 従業者20名以上及び経済産業大臣の指定した事業所 |
| 織物 (細幅織物を除く) | 従業者10名以上及び経済産業大臣の指定した事業所及び2以上の事業所を有する企業 | | (網) 従業者20名以上及び経済産業大臣の指定した事業所 |
| タフテッドカーペット・フェルト・不織布 | 従業者20名以上及び経済産業大臣の指定した事業所 | 生 活 用 品 | (細幅織物・組ひも・レース) 従業者10名以上及び経済産業大臣の指定した事業所 |
| 染色整理 (機械染色整理) | 従業者20名以上の事業所 | | 家具 従業者50名以上の事業所 |
| ニット・衣服縫製品 | ニット生地を生産する従業者20名以上の事業所及びニット製品又は織物縫製品を生産する従業者30名以上の事業所及び経済産業大臣の指定した事業所 | | 楽器 従業者20名以上の事業所 |
| | | | 文具 従業者20名以上の事業所 |
| | | | 玩具 従業者10名以上の事業所 |
| | | 革靴 従業者10名以上の事業所 | |
| | | 製革 従業者10名以上及び経済産業大臣の指定した事業所 | |

4. 調査項目の定義

(1) 製 品

① 生 産

調査期間中に工場で実際に製造（又は加工）した製品です。したがって、賃紡賃織のように他から委託を受けて、工場で製造したものも生産とします。

他に生産を委託した場合は、たとえそれが当該事業所(工場)の所有のものであっても、生産としません。

生産は原則として、最終工程を終えたときの数量とします。例えば、紡績糸の生産は精紡機揚りの管糸（玉揚げしたもの）の出来高から糸屑量を差引いたもの、織物の場合は、製織が完了して捲取ロールを織機から取りはずしたときの織上り数量をさします。

② 受 入

調査期間中に調査品目と同一製品を工場又は所属倉庫（その工場が契約の主体となっている営業倉庫及びその他の保管場所を含む）に受入れられた場合をいいます。従って、下請工場から納入されたもの、購入品、同一企業内の他工場からの受入品、返品などがこれに該当します。

③ 消費 …… 製綿部門

一貫工場で、次の生産工程の原料、加工用として消費されたものをいいます。

④ 出荷

調査期間中に、工場又は所属倉庫（受入に同じ）から出荷、又は自家使用（見本用などを含む）されたものをいいます。

a. 販売

(i) 需要者又は販売業者に直接販売することを目的として工場より出荷したもの。

(ii) 織物生産部門において、機械染色整理業者へ引渡したもののうち、販売契約済みで、染色整理業者から販売先へ出荷するもの。

(iii) 販売することを目的として、本社又は営業所などに出荷したもの。

b. 販売金額

販売数量を生産者販売価格で評価したものをいい、生産者販売価格とは企業の販売価格から積込料、運賃、保険料、その他の販売諸掛を除き、消費税を含めたものをいいます。

c. その他

a) 化学繊維、紡績部門

(i) 受託生産品を委託者に引渡したもの。

(ii) 自家使用したもの（工場の施設などへの投資、見本、贈答用、展示用、試験研究用など）。化学繊維部門においては、本社（親会社を含む）などの管理下にある営業倉庫及びそれに類する保管場所へ出荷したものもいいます。

b) 上記 a) 以外の部門

(i) 当該品目を生産する同一企業内の他工場へ引渡したもの

(ii) 委託生産用の原材料として引渡したもの

(iii) 受託生産品を委託者へ引渡したもの

(iv) 織物生産部門において、機械染色整理業者に引渡しても、販売先の確定していないもの

(v) 自家使用したもの（見本、贈答用、展示用、試験研究用など）

⑤ 月末在庫

調査期間の末日現在において、工場及びその倉庫（営業倉庫を含む、以下同じ）に保管管理（所有権の有無は問わない。）している製品（受入品の分を含む）です。この調査では現荷主義によることを原則としていますので賃織、賃編などの目的で他工場に引渡してあるものは、委託者側の在庫として計上しないで、実際にそのものを保管している受託者側の在庫とします。ただし、撚糸、糸染、織物染色整理（手加工業者に限る）及び包装等の目的で他工場に送られた原料のうち加工終了後再び受入れられるものはそのまま生産者側の在庫として計上します（撚糸、糸染業者及び手加工の織物染色整理業者は調査対象外となっているため、この分については前述の現荷主義によらないことになっています）。

なお、染色整理を除く他のすべての部門の仕掛中の数量は在庫に含めません。

(2) 原材料

① 消費（製造工程投入）

調査期間中に工場において調査対象品目を生産するために実際に投入した繊維原料、原糸、原反などをいいます。

② 月末在庫

調査期間中の月末現在において工場及び工場が契約の主体となって借り受けている倉庫又は保管場所に実際に保管してある原材料（受託生産用として受け入れた原材料を含む）をいいます。

(3) 労務

月末従事者…調査期間の末日現在における当該部門の生産、補助、管理に常時従事する者をいいます。

(4) 生産設備能力（生産能力）

調査期間の末日において実際に保有しているすべての設備、又は月間生産能力をいいます。

5. この年報における繊維製品の組成繊維における区分について

- (1) 純糸、純織物については家庭用品品質表示法の基準に従います。したがって、そ毛（糸、編物、織物）は3%以内、紡毛（糸、編物、織物）は5%以内、毛以外の繊維は1%以内の他の繊維の混入、又は混用があっても純（糸、編物、織物）としています。
また、（イ）織物の装飾又は組織の押えに使用された糸に含まれる他の繊維の混用が織物全量の5%以内のときは純織物とし、（ロ）毛布の場合には、たて糸の組成繊維に関係なく、よこ糸の組成繊維によって決めています。
- (2) 混紡糸及び混交織織物の名称は、（イ）2種類以上の異なる繊維が混用されている混紡糸及び混交織織物の名称（合成繊維は2種類以上の系統の異なる合成繊維が混用されているときは系統別でなく総量）については、使用されている繊維のうち重量割合の最も多い繊維の名称で呼びます。（ロ）使用されている繊維の重量割合が同率であるときは毛、絹、麻、合成繊維、アセテート、綿、キュプラ及びビスコースの順で呼びます。
- (3) 合成繊維混紡糸及び合成繊維混交織織物において、合成繊維間の重量割合が異なる場合は重量の多いものに格付けし、重量割合が同率のときはポリエステル、ナイロン、アクリル、ビニロン、その他（ビニリデン、ポリ塩化ビニル、ポリエチレン、ポリプロピレン、ポリウレタンなどを含む）の順に格付けしています。
- (4) 長繊維織物と短繊維織物の区分は前記によって格付けされる繊維の内容の主が長繊維であるか、紡績糸であるかによって区分しています。
なお、長繊維と短繊維が同率の場合は長繊維織物としています。

6. 統計表中の符号の用法等

- (1) 統計表中の符号の用法
 - (0) 四捨五入の結果単位未満のもの
 - (-) 該当事項に実績のないもの
 - (X) 秘匿数字
 - (▲) マイナス
 - (…)
- (2) 単位未満を四捨五入しているため、内訳の積み上げと合計値が合わない場合もあります。

7. 接続係数について

204頁を参照してください。

8. その他

- (1) この年報に掲載された統計を他に転載するときは、必ず「平成24年繊維・生活用品統計年報（経済産業省）」による旨を明記してください。
- (2) 鉱工業指数については、平成24年1月分以降年間補正を行っておりません。
- (3) この年報の内容についての問い合わせは、下記あてにご連絡ください。

郵便番号 100-8902 東京都千代田区霞が関一丁目3番1号
経済産業省大臣官房調査統計グループ 鉱工業動態統計室
繊維・生活用品班
〔電話 東京 (03) 3501-1511 (代) 内線 2875・2876 番〕

Notes for Utilization

1. This yearbook includes 2012's results of the following : the Current Survey of Production (Fundamental Statistics) concerning textiles and consumer goods, which were conducted under the METT's Regulations for the Current Survey of Production based on the Statistics Law. When materials other than these surveys are reprinted, the source is specified.
2. We monthly publish the results of the Current Survey of Production, in the Monthly Report on Textiles and Consumer goods Statistics. After being published in the monthly report, numbers may be revised. Because this yearbook includes such revised numbers collectively, it is more useful to refer to numbers in this yearbook.

3. Scope converted by the research

| Questionnaire name | Scope of the research | Questionnaire name | Scope of the research |
|--|--|---|---|
| Chemical fiber | Those with 30 or more employees. Those with two or more establishments. | (Wadding and Futon) | Those with 20 or more employees. |
| Spun yarn | Those with 20 or more employees, or with 800 or more spinning machines. Those with two or more establishments. | (Nets) | Those with 20 or more employees, and those designated by the Minister of Economy, Trade and Industry. |
| Woven fabrics (excluding narrow fabrics) | Those with 10 or more employees, and those designated by the Minister of Economy, Trade and Industry. Those with two or more establishments. | (Ropes) | Those with 20 or more employees, and those designated by the Minister of Economy, Trade and Industry. |
| Coverings, Felt, Non-woven Fabrics | Those with 20 or more employees, and those designated by the Minister of Economy, Trade and Industry. | (Narrow fabrics, Braids and Lace fabrics) | Those with 10 or more employees, and those designated by the Minister of Economy, Trade and Industry. |
| Dyeing and finishing processes (Machine dyeing finish) | Those with 20 or more employees. | Furniture | Those with 50 or more employees. |
| Knit and Sewn clothing products | Those producing knitted fabric with 20 or more employees, those producing knitwear or sewn textile products with 30 or more employees and those designated by the Minister of Economy, Trade and Industry. | Musical instruments | Those with 20 or more employees. |
| | | Stationery | Those with 20 or more employees. |
| | | Toys | Those with 10 or more employees. |
| | | Leather boots and shoes | Those with 10 or more employees. |
| | | Leather | Those with 10 or more employees, and those designated by the Minister of Economy, Trade and Industry. |

4. Definition of Survey Items

(1) Product

① Production

The production of products manufactured (or processed) actually in plants during the survey period. Therefore, production includes manufacture entrusted from another enterprise or establishment.

When an establishment (plant) entrusts production to another establishment, this is not production for the establishment if the establishment holds the other one.

In principle, production is the quantity when the final process is finished. For example, production of spun yarn is the production of spool yarn doffed from final spinning machines less the amount of waste yarn. The production of textiles quantity when the take up roll is removed from the weaving machine after weaving is finished.

② Receipt

Receipt of survey item at a plant or its warehouses (including public warehouses and other depositories that the plant uses under contract) during the survey period. Therefore, receipt includes delivery from subcontracting factories, purchase, receipt from other plants of the same enterprise, and return.

③ Consumption (by cotton spinning section)

Consumption of products as a raw material or for processing at the next stage in integrated production.

④ Shipments

Shipments of a product from a plant or its warehouses (see Receipt) , or used by the plant itself (including samples) .

a. Sales

(i) Shipments from plants to other enterprises or retailers for direct sales

(ii) Shipments of products from the textile production section delivered to dyers and finishers, who will ship the processed products to retailers under sales contract

(iii) Shipments to the head officer or sales for sales

b. Value of sales

Quantity of sales estimated in terms of producer's price. Producer's price is enterprise's price excluding loading charge, freight charge, insurance premium and other expenses and including consumption tax.

c. Others

a) Chemical fiber section and spinning section

(i) Delivery of entrusted products to the consignors

(ii) Use by the plant itself (for investment in plants and other facilities, samples, gifts, exhibition, test and research, etc.) In the business survey of the chemical fiber section, it is also shipments to public warehouses and similar depositories under the control of the head office (including the parent company) .

b) Sections other than a)

(i) Delivery to the plants of the same enterprise that produce the same items

(ii) Delivery of raw materials for entrusted production

(iii) Delivery of entrusted products to consignors

(iv) With regard to the textiles production section, delivery to mechanical dyers and finishers of products of which buyers are not determined.

(v) Use by the plant itself (for samples, gifts, exhibition, test, research, etc.)

⑤ End-of-month inventory

Inventory of products (including those received) kept in the plant and its warehouses (including public warehouses) as of the end of the survey period (whether the plant has the ownership or not) . Because the survey is on actual inventory basis, those delivered to include in pieceworkers who actually keep them. However, raw materials that have been sent to other plants for throwing, textile dyeing and finishing (only by handwork) or wrapping and will be returned to the plant after the processing are included in the inventory of the producer. Because throwers, yarn dyers and manual textile dyers and finishers are not converted by this survey, these cases are not on the actual inventory basis.

Unfinished products in all sections other than the dyeing and finishing section are excluded from inventory.

(2) Raw Materials

① Consumption

Fiber, yarn, cloth and other raw materials used actually in plants for production of survey items during the survey period.

② End-of-month inventory

Raw materials (including those for entrusted production) kept actually in the plant, or warehouses or depositories that the plant uses under agreement, as of the end of each month during the survey period.

(3) Labor

End-of-month employees : regular employees engaged in the production, assistance or supervision of the section at the end of the survey period.

(4) **Equipment capacity for production**

All equipment kept actually at the end of the survey period or productive capacity.

5. Concerning classification in fiber composition of fiber products in this year book

- (1) About pure yarn and pure woven fabrics, it obeys the standards of the Household Goods Quality Labeling Law. Accordingly, when the ratio of mixing or mixed use of other fiber is 3% or less for worsted yarn (yarn, knit goods, woven fabrics), 5% or less for woolen yarn (yarn, knit goods, woven fabrics) and 1% or less for fibers other than wool, they are pure (yarn, knit goods, woven fabrics)

Further, (a) for mixing or mixed use of other fibers contained in fancy yarn, when the ratio of stripe yarn is, 5% or less of the total weight of the woven fabrics, it is treated as a pure woven fabrics, and (b) in the case of blankets, this is decided according to the component fibers of the weft regardless of the component fibers of the warp.

- (2) The names of blended yarn and blended yarn fabrics are used when there are two or more kinds of fiber (regarding synthetic fibers, if two or more synthetic fibers are used, the total weight). The item will be named after the fiber with the greatest weight ratio, and if the weight ratios of the fibers used are the same, it will be named in the order of wool, silk, flax, synthetic fiber, acetate, cotton, cuprammonium rayon and viscose.
- (3) Regarding synthetic fiber blended yarn and mixed synthetic fiber fabrics, if the weight ratios of synthetic fibers are different, fibers with greater weight ratios will be graded, and if weight ratios are the same, grading will be done in the order of polyester, nylon, acrylic, vinylon, and others (including vinylidene, polyvinyl chloride, polyethylene, polypropylene and polyurethane).
- (4) The classification into filament fiber fabric and staple fiber fabric is done according to whether the contents of the fibers graded in the above-mentioned way are mainly filament fiber or spun yarn.

When the ratios of filament fiber and staple fiber are the same, the textile is treated as a filament fiber fabric.

6. Signs in the Statistic Tables

- (1) Signs in the Statistics Tables

- (0) Less than unit after rounding
- (—) No results
- (X) Conceal
- (▲) Minus
- (...) Unknown

- (2) Numbers may not sum to totals because of rounding.

7. Other

- (1) When reprinting the statistics contained in this Yearbook Report in other printed matter, it must be maintained that they are based on the 2012 Yearbook of Textiles and Consumer goods statistics (Ministry of Economy, Trade and Industry) .
- (2) Regarding the Indices of Industrial Production, annual revision has not been implemented since January, 2012.
- (3) If there are any questions concerning this Yearbook, please contact to following.

**Textiles and Consumer goods Group, Office of Current Survey for Mining and Manufacturing,
Research and Statistics Department, Minister' s Secretariat,
Ministry of Economy, Trade and Industry
1-3-1, Kasumigaseki, Chiyoda-ku, Tokyo, Japan , 100-8902
Tel +81-3-3501-1511 ext. 2875 · 2876**

概 況

1. 一般概況

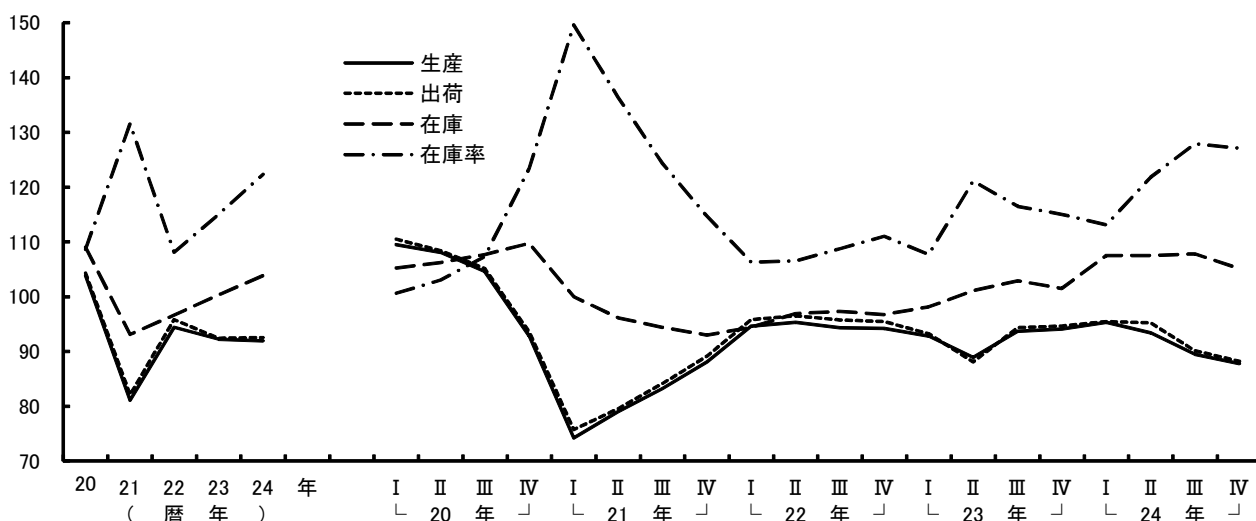
－ 24年の生産は2年連続の低下－

平成24年の鋳工業生産指数は、91.9（前年比▲0.3%）と2年連続の低下となった。

四半期別の動向をみると、1～3月期は輸送機械工業、情報通信機械工業、鉄鋼業等が上昇したことにより前期比1.3%の上昇となった。4～6月期は情報通信機械工業、電子部品・デバイス工業、輸送機械工業等が低下したことにより同▲2.0%の低下となった。7～9月期は輸送機械工業、電子部品・デバイス工業、一般機械工業等が低下したことにより同▲4.2%の低下となった。10～12月期は輸送機械工業、一般機械工業、情報通信機械工業等が低下したことにより同▲1.9%の低下となった（第1図、第1表）。

第1図 鋳工業生産・出荷・在庫・在庫率指数の推移

（平成17年＝100、季節調整済）



第1表 鋳工業指数の推移

（平成17年＝100、季節調整済）

| | 22年 | 23年 | 24年 | 23年 | | | | 24年 | | | |
|-----------|-------|-------|-------|-------|-------|-------|---------|-------|-------|-------|---------|
| | | | | 1～3月期 | 4～6月期 | 7～9月期 | 10～12月期 | 1～3月期 | 4～6月期 | 7～9月期 | 10～12月期 |
| 生産 | 94.4 | 92.2 | 91.9 | 92.8 | 88.9 | 93.7 | 94.1 | 95.3 | 93.4 | 89.5 | 87.8 |
| （前期(年)比） | 16.4 | ▲2.3 | ▲0.3 | ▲1.5 | ▲4.2 | 5.4 | 0.4 | 1.3 | ▲2.0 | ▲4.2 | ▲1.9 |
| （前年同期比） | — | — | — | ▲1.3 | ▲5.8 | ▲0.9 | ▲1.6 | 4.8 | 5.3 | ▲4.6 | ▲5.9 |
| 出荷 | 95.8 | 92.4 | 92.5 | 93.2 | 88.1 | 94.3 | 94.6 | 95.4 | 95.2 | 90.1 | 88.2 |
| （前期(年)比） | 16.7 | ▲3.5 | 0.1 | ▲2.3 | ▲5.5 | 7.0 | 0.3 | 0.8 | ▲0.2 | ▲5.4 | ▲2.1 |
| （前年同期比） | — | — | — | ▲2.1 | ▲8.3 | ▲1.6 | ▲2.2 | 4.1 | 8.0 | ▲4.5 | ▲6.0 |
| 国内向け出荷 | 92.7 | 88.8 | 90.0 | 89.0 | 84.9 | 90.6 | 91.5 | 92.7 | 92.9 | 87.8 | 85.9 |
| （前期(年)比） | 14.0 | ▲4.2 | 1.4 | ▲2.9 | ▲4.6 | 6.7 | 1.0 | 1.3 | 0.2 | ▲5.5 | ▲2.2 |
| （前年同期比） | — | — | — | ▲4.1 | ▲8.9 | ▲2.6 | ▲1.6 | 6.0 | 9.2 | ▲3.3 | ▲5.3 |
| 輸向向け出荷 | 108.7 | 107.8 | 103.1 | 113.0 | 101.8 | 109.7 | 107.8 | 107.9 | 104.8 | 99.6 | 97.4 |
| （前期(年)比） | 27.1 | ▲0.8 | ▲4.4 | 1.6 | ▲9.9 | 7.8 | ▲1.7 | 0.1 | ▲2.9 | ▲5.0 | ▲2.2 |
| （前年同期比） | — | — | — | 6.0 | ▲6.5 | 1.8 | ▲4.1 | ▲2.8 | 3.8 | ▲8.9 | ▲8.6 |
| 在庫(期(年)末) | 96.6 | 100.3 | 103.8 | 98.1 | 101.1 | 102.9 | 101.5 | 107.5 | 107.5 | 107.8 | 105.1 |
| （前期(年)末比） | 3.8 | 3.8 | 3.5 | 1.4 | 3.1 | 1.8 | ▲1.4 | 5.9 | 0.0 | 0.3 | ▲2.5 |
| （前年同期末比） | — | — | — | 3.9 | 4.6 | 6.0 | 3.8 | 9.6 | 6.3 | 4.8 | 3.5 |
| 在庫率 | 108.1 | 115.0 | 122.3 | 107.7 | 121.1 | 116.5 | 115.0 | 113.1 | 121.8 | 127.9 | 127.1 |
| （前期(年)比） | ▲17.9 | 6.4 | 6.3 | ▲3.0 | 12.4 | ▲3.8 | ▲1.3 | ▲1.7 | 7.7 | 5.0 | ▲0.6 |
| 稼働率(製造工業) | 88.9 | 85.4 | 87.8 | 85.9 | 79.8 | 87.5 | 89.3 | 92.1 | 89.8 | 85.0 | 83.1 |
| （前期(年)比） | 20.1 | ▲3.9 | 2.8 | ▲2.8 | ▲7.1 | 9.6 | 2.1 | 3.1 | ▲2.5 | ▲5.3 | ▲2.2 |

資料出所：鋳工業指数、鋳工業出荷内訳表（調査統計グループ経済解析室）

（注）1. 輸向向け出荷及び国内向け出荷は「鋳工業出荷内訳表」による。
2. 年及び前年同期比の数値は原指数による。

2. 繊維工業の動向

(1) 概況

24年の繊維工業の生産は、前年比▲3.1%と3年ぶりの低下となった。これは、衣類、織物などが減少したことによる。

四半期別にみると、1～3月期は衣類、紡績などが減少し、その他の繊維製品、化学繊維などが増加したことにより前期比 0.0%の横ばい、4～6月期は織物、衣類などが減少したことにより同▲1.2%の低下、7～9月期は織物、化学繊維など全ての業種が減少したことにより同▲2.8%の低下、10～12月期は化学繊維、その他の繊維製品などが減少したことにより同▲0.9%の低下となった(第2図、第3図)。

出荷は、前年比▲1.4%と2年連続の低下となった。これは、織物、化学繊維などが減少したことによる。

内外需別にみると、国内向けは織物、化学繊維などが減少したことにより前年比▲1.0%の低下、輸出向けは衣類、紡績などが減少したことにより同▲3.5%の低下となった。

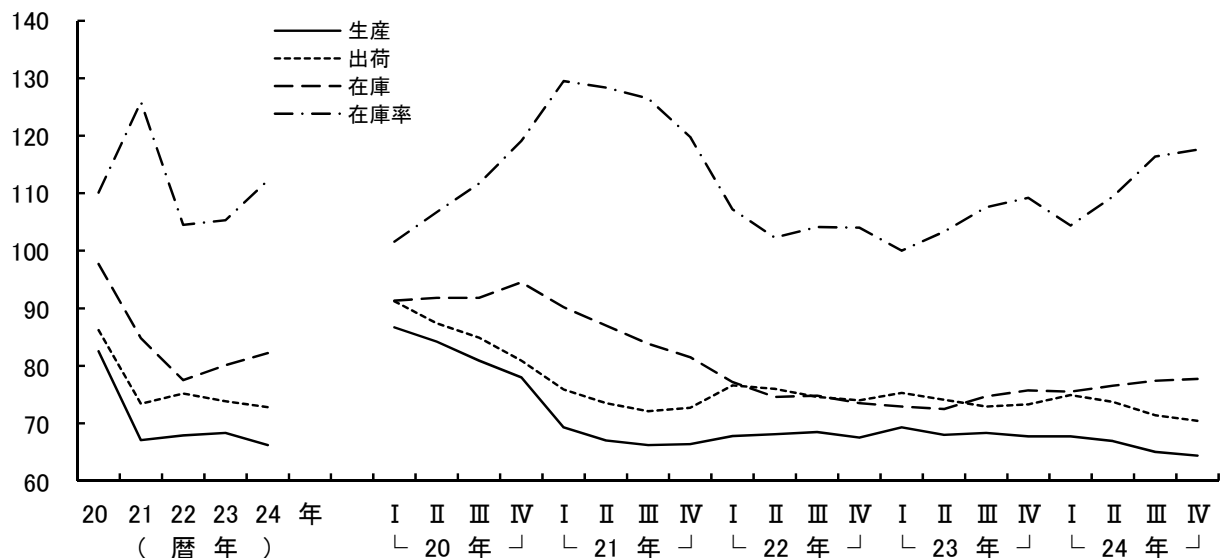
四半期別にみると、1～3月期は衣類、その他の繊維製品など化学繊維を除く全ての業種が増加したことにより前期比 2.2%と2期連続の上昇、4～6月期はその他の繊維製品、化学繊維など全ての業種が減少したことにより同▲1.6%の低下、7～9月期は衣類、織物などが減少したことにより同▲3.1%の低下、10～12月期は衣類、その他の繊維製品などが減少したことにより同▲1.4%の低下となった。

在庫は、前年末比 2.6%と2年連続の上昇となった。これは、衣類、織物などが増加したことによる。

なお、在庫率は、前年比 6.6%と2年連続の上昇となった。

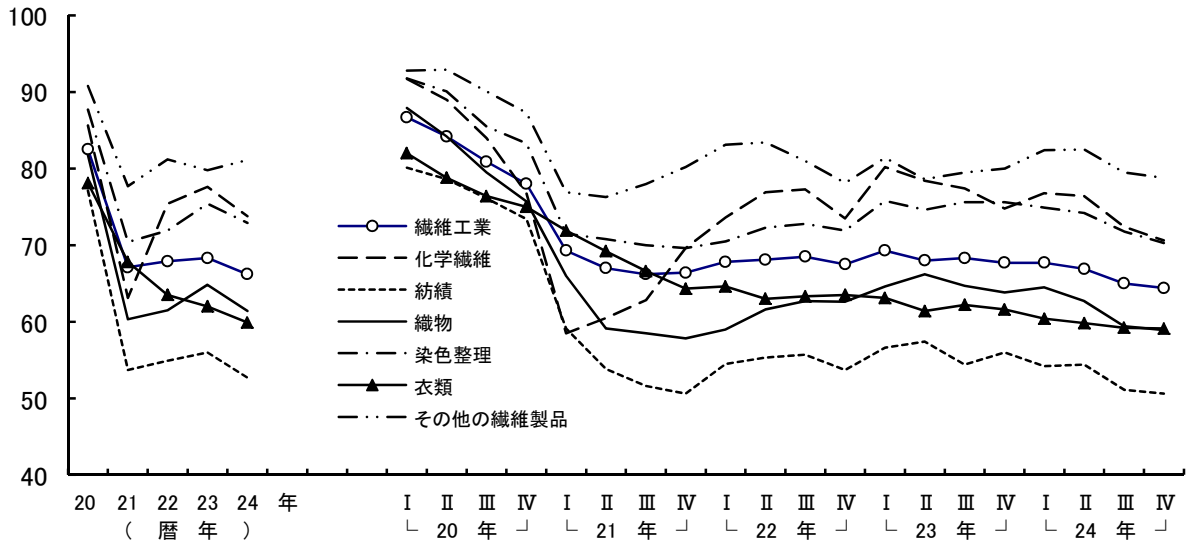
第2図 繊維工業の生産・出荷・在庫・在庫率の推移

(平成17年=100、季節調整済)

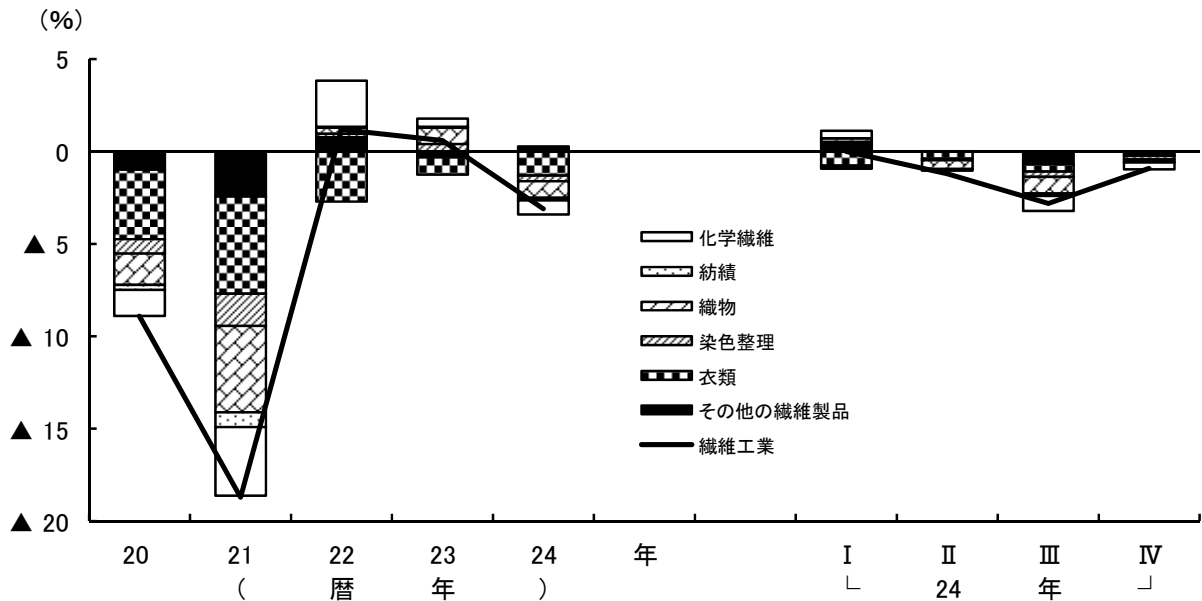


第3図 繊維工業の生産の推移と業種別寄与度

指数水準（平成17年＝100、季節調整済）



前期（年）比、伸び率寄与度



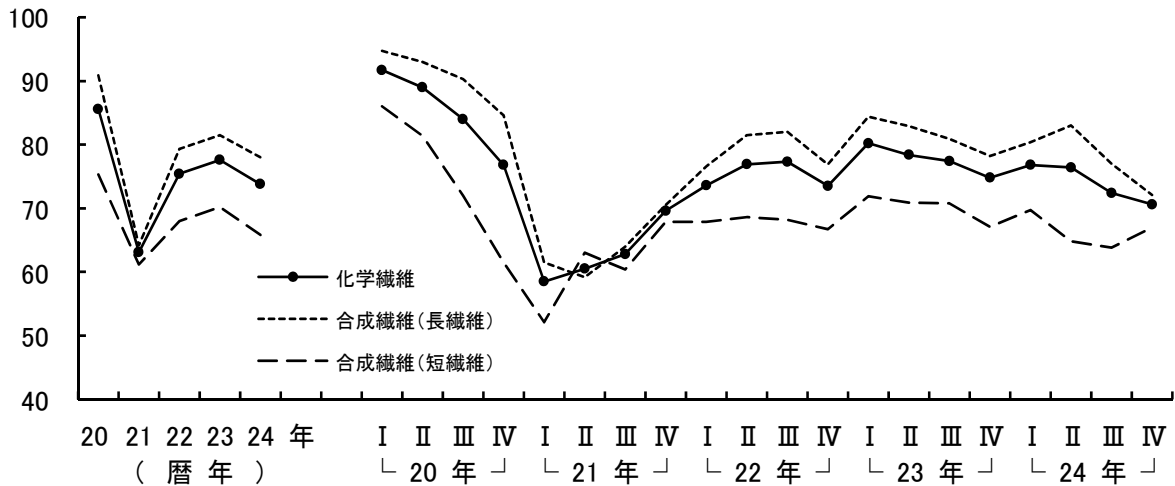
(2) 繊維工業の業種別動向

- ① 化学繊維の生産は、前年比▲4.9%、出荷は同▲4.0%と、ともに3年ぶりの低下となった。これは、合成繊維(長繊維)、合成繊維(短繊維)がともに減少したことによる。在庫は、合成繊維(短繊維)、合成繊維(長繊維)がともに減少したことにより前年末比▲3.9%と2年ぶりの低下となった。

生産を品目別にみると、合成繊維(長繊維)はポリエステルが自動車関連向けに、その他の合成繊維が炭素繊維向けに減少したことなどにより前年比▲4.3%、合成繊維(短繊維)はアクリルが紡績向けに減少したことなどにより同▲6.3%と、ともに3年ぶりの減少となった(第4図)。

第4図 化学繊維の主要品目別生産の推移

(平成17年=100、季節調整済)

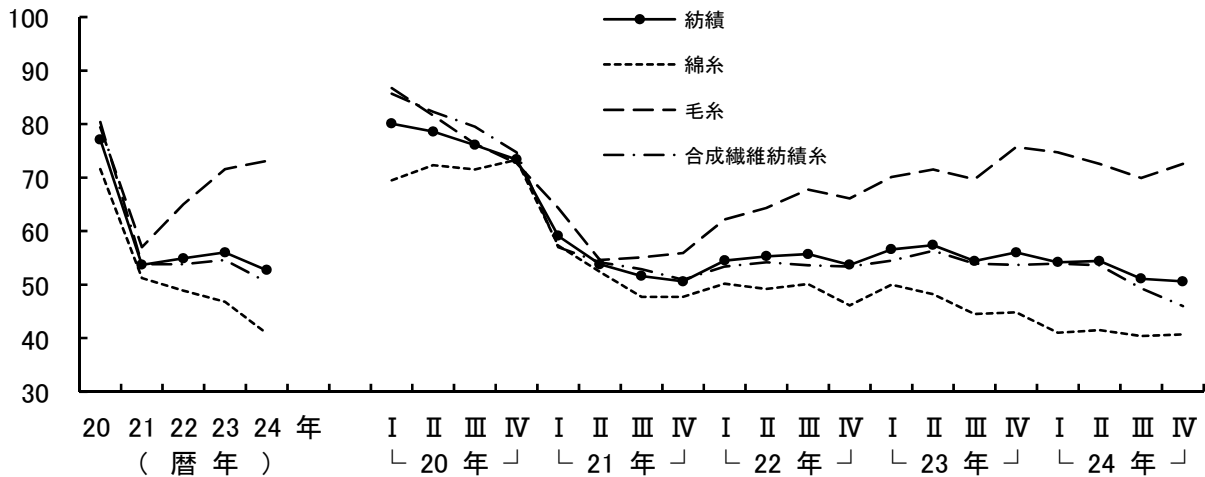


② 紡績の生産は、前年比▲5.9%と3年ぶりの低下、出荷は同▲4.8%と2年連続の低下となった。これは毛糸が増加したものの、綿糸、合成繊維紡績糸が減少したことによる。在庫は、合成繊維紡績糸、毛糸など全ての品目が増加したことにより前年末比12.3%と2年連続の上昇となった。

生産を品目別にみると、綿糸は前年比▲12.6%と25年連続の減少となった。合成繊維紡績糸はアクリル糸などが減少したことにより同▲7.5%と3年ぶりの減少となった。一方、毛糸はニットなどの衣料品向けが増加したことにより同2.1%と3年連続の増加となった(第5図)。

第5図 紡績の主要品目別生産の推移

(平成17年=100、季節調整済)

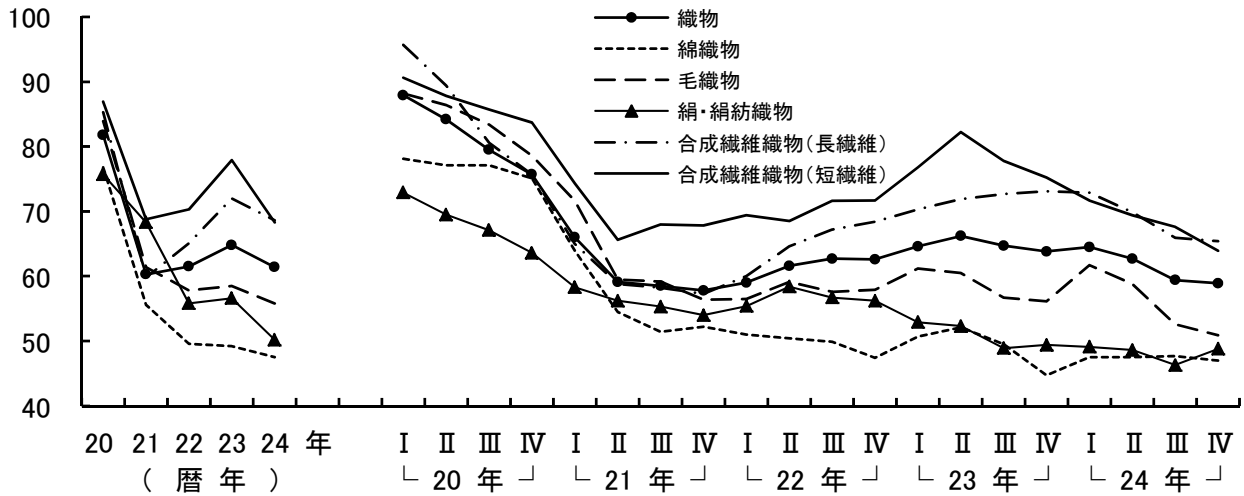


③ 織物の生産は、前年比▲5.2%と3年ぶりの低下、出荷は、同▲5.5%と24年連続の低下となった。これは、タオル地を除く全ての品目が減少したことによる。在庫は、絹・絹紡織物、タオル地などが減少したものの、合成繊維織物(長繊維、短繊維)、綿織物が増加したことにより前年末比7.8%と3年連続の上昇となった。

生産を品目別にみると、合成繊維織物(長繊維)はスポーツ・カジュアルウェア向けなどの減少により前年比▲4.7%、合成繊維織物(短繊維)はカーテン向け、ユニホーム向けなどの減少により同▲12.3%と、ともに3年ぶりの減少となった。また、毛織物は男子・婦人児服向けなどの減少により同▲4.6%と2年ぶりの減少、綿織物は同▲3.5%と15年連続の減少、絹・絹紡織物は同▲4.9%と2年連続の減少となった。一方、タオル地は同0.9%と3年連続の増加となった(第6図)。

第6図 織物の主要品目別生産の推移

(平成17年=100、季節調整済)

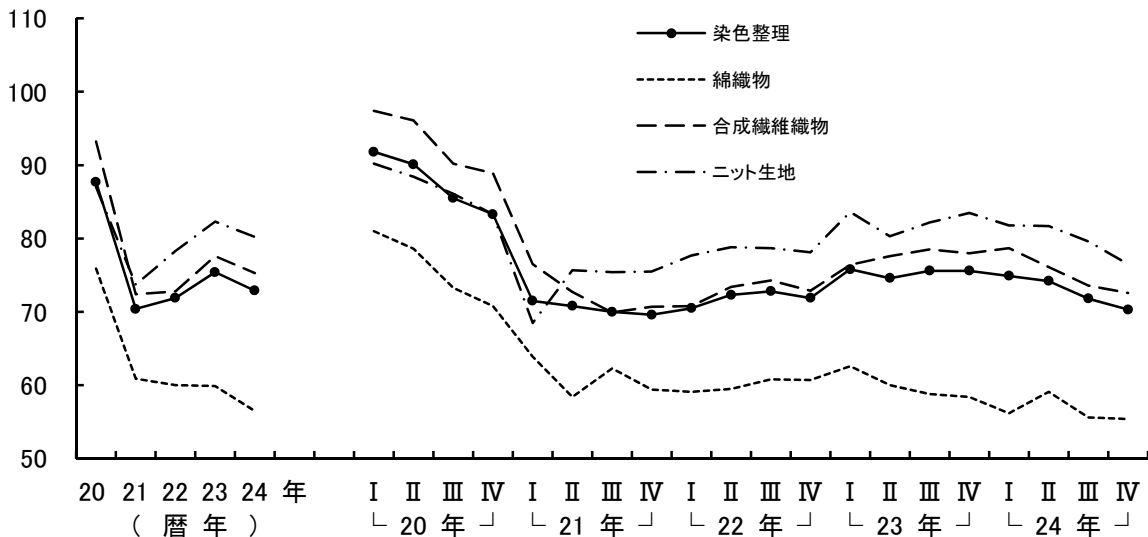


④ 染色整理の生産(以下、加工高を指す。)は、前年比▲3.3%、出荷は同▲2.8%と、ともに3年ぶりの低下となった。これは、合成繊維織物など全ての品目が減少したことによる。在庫は、ニット生地、綿織物が減少したことにより前年末比▲5.2%と2年ぶりの低下となった。

生産を主要品目でみると、合成繊維織物は前年比▲3.0%、綿織物は同▲5.7%、ニット生地は同▲2.6%の減少となった(第7図)。

第7図 染色整理の主要品目別生産推移

(平成17年=100、季節調整済)



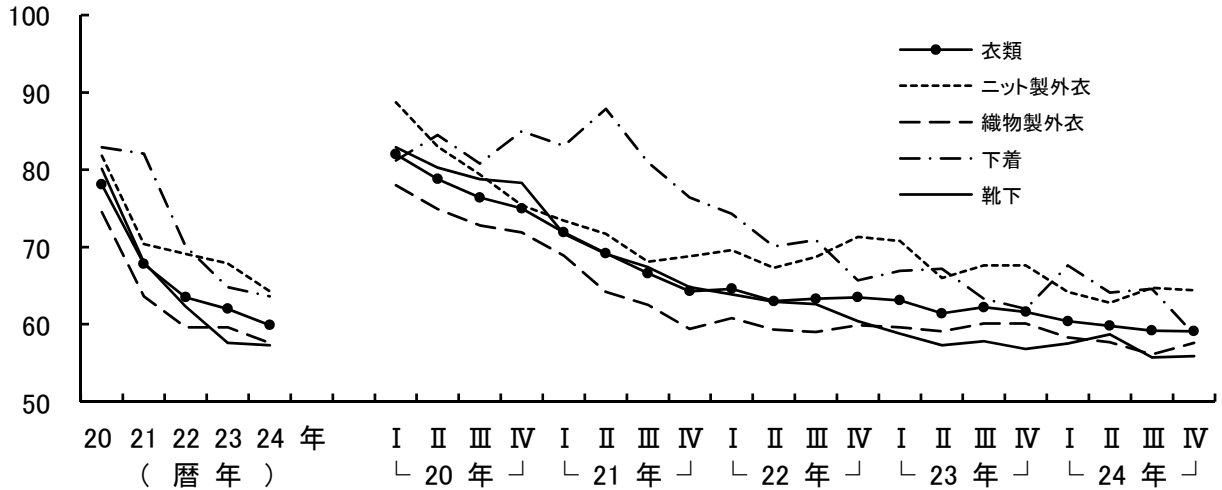
⑤ 衣類の生産は、織物製外衣、ニット製外衣など全ての品目が減少したことにより前年比▲3.4%と19年連続の低下となった。出荷は織物製外衣が増加したものの、下着、靴下などが減少したことにより同▲0.7%と19年連続の低下となった。在庫は、ニット製外衣、靴下が減少したものの、織物製外衣、下着が増加したことにより前年末比4.0%と2年連続の上昇となった。

生産を品目別にみると、織物製外衣はズボン・スラックス・スカート類、スポーツ用などの減少により前年比▲3.4%と2年ぶりの減少、ニット製外衣はアウターシャツ・スポーツシャツ・Tシャツなどが減少したことにより

同▲5.3%と28年連続の減少、下着はスリッパ・ペチコート類、パンツ類などが減少したことにより同▲1.9%と18年連続の減少、靴下はパンティストッキングが増加したものの、短靴下類が減少したことにより同▲0.5%と20年連続の減少となった。(第8図)。

第8図 衣類の主要品目別生産の推移

(平成17年=100、季節調整済)

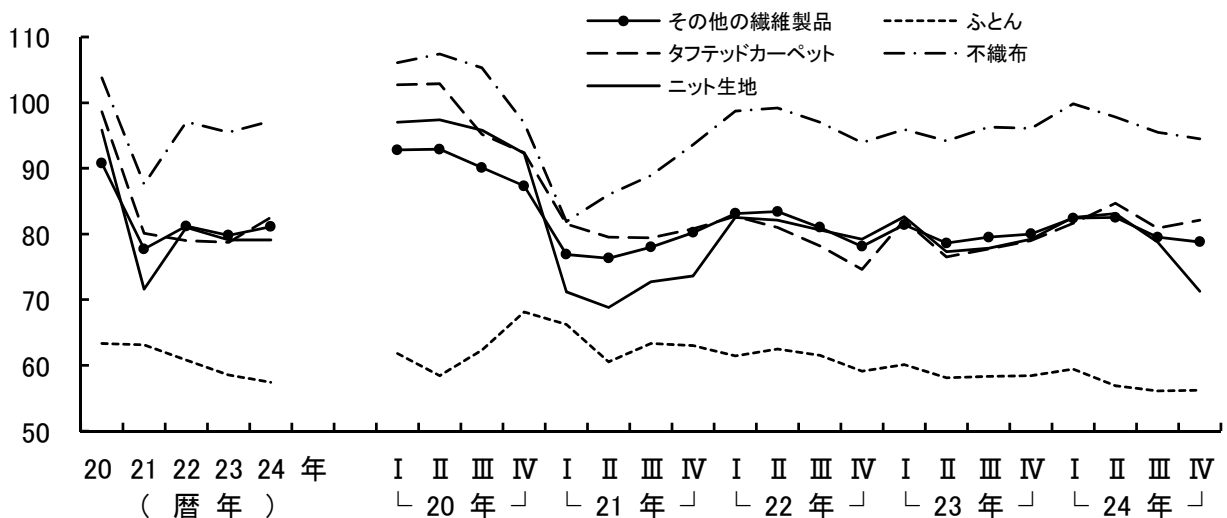


⑥ その他の繊維製品の生産は、前年比 1.6%、出荷が同 2.2%と、ともに2年ぶりの上昇となった。これはタフトッドカーペット、不織布などが増加したことによる。在庫は、不織布が増加したものの、ニット生地、タフトッドカーペットなどが減少したことにより前年末比▲0.5%と2年ぶりの低下となった。

生産を品目別にみると、タフトッドカーペットはタイルカーペット用が増加したことにより前年比 4.8%と6年ぶりの増加となった。不織布は衣料用、土木・建築用などが減少したものの、おむつ向けを中心に医療・衛生用などが増加したことにより同 1.8%と2年ぶりの増加となった。一方、ふとんは、中国からの輸入増加の影響により、羽毛・羽根ふとんなどが減少したことから同▲1.9%と14年連続の減少となった。ニット生地は同 0.0%と横ばいとなった(第9図)。

第9図 その他の繊維製品の主要品目別生産の推移

(平成17年=100、季節調整済)



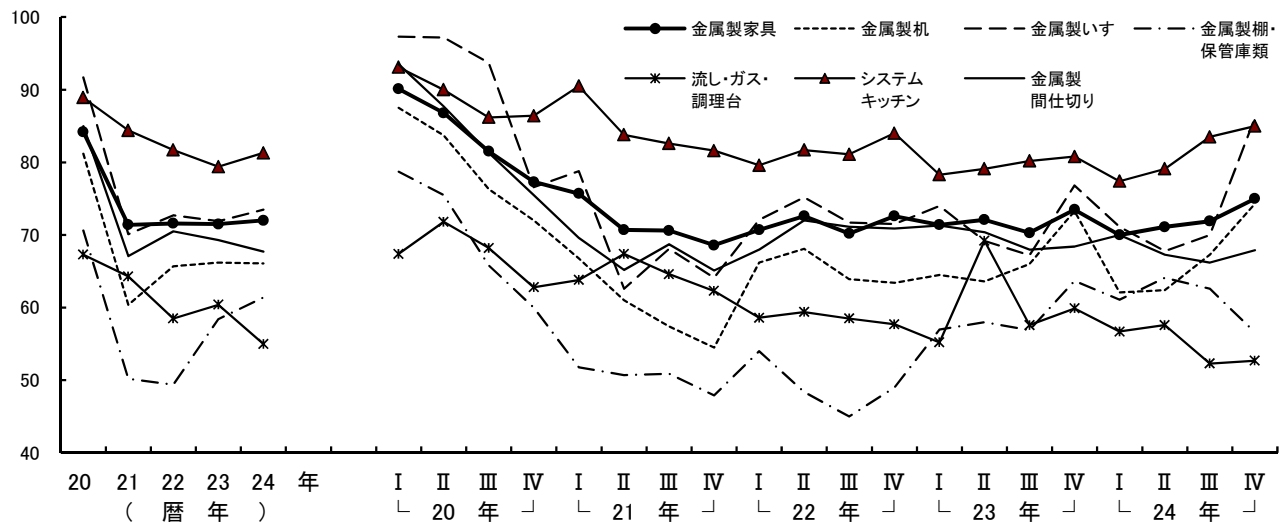
3. 生活用品の動向

(1) **金属製家具**の生産は、前年比 0.7%と2年ぶりの上昇、出荷は同 0.8%と8年ぶりの上昇となった。在庫は、前年末比 3.4%と2年連続の上昇となった。

生産を主要品目でみると、システムキッチンが前年比 2.4%、金属製棚・保管庫類は同 5.1%、金属製いすは同 2.2%の増加となった。一方、金属製間仕切りは同▲2.3%、流し・ガス・調理台は同▲8.9%、金属製机は同▲0.2%の減少となった(第10図)。

第10図 金属製家具の主要品目別生産推移

(平成17年=100、季節調整済)

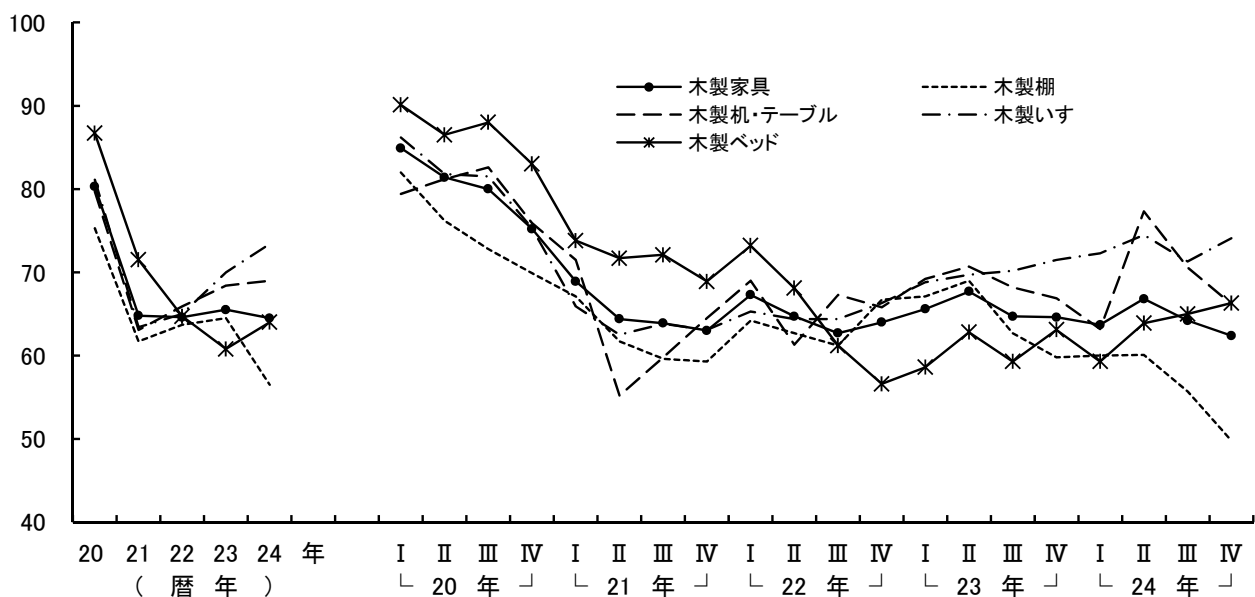


(2) **木製家具**の生産は、前年比▲1.5%、出荷も同▲1.9%と、ともに2年ぶりの低下となった。在庫は、前年末比▲0.2%と2年ぶりの低下となった。

生産を主要品目でみると、木製棚は前年比▲12.4%の減少となった。一方、木製いすは同 4.9%、木製ベッドは同 5.3%の増加となった(第11図)。

第11図 木製家具の主要品目別生産推移

(平成17年=100、季節調整済)

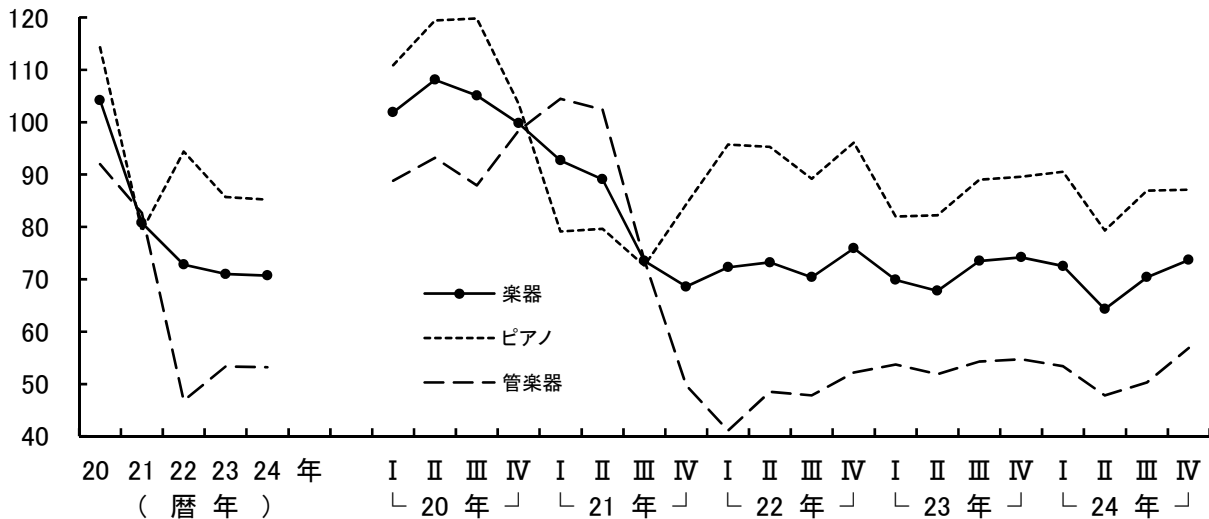


(3) 楽器の生産は、前年比▲0.4%と6年連続の低下、出荷は同▲7.4%と2年連続の低下となった。在庫は、前年末比83.3%と3年ぶりの上昇となった。

生産を主要品目でみると、ピアノは前年比▲0.6%、管楽器は同▲0.2%の減少となった(第12図)。

第12図 楽器の主要品目別生産推移

(平成17年=100、季節調整済)

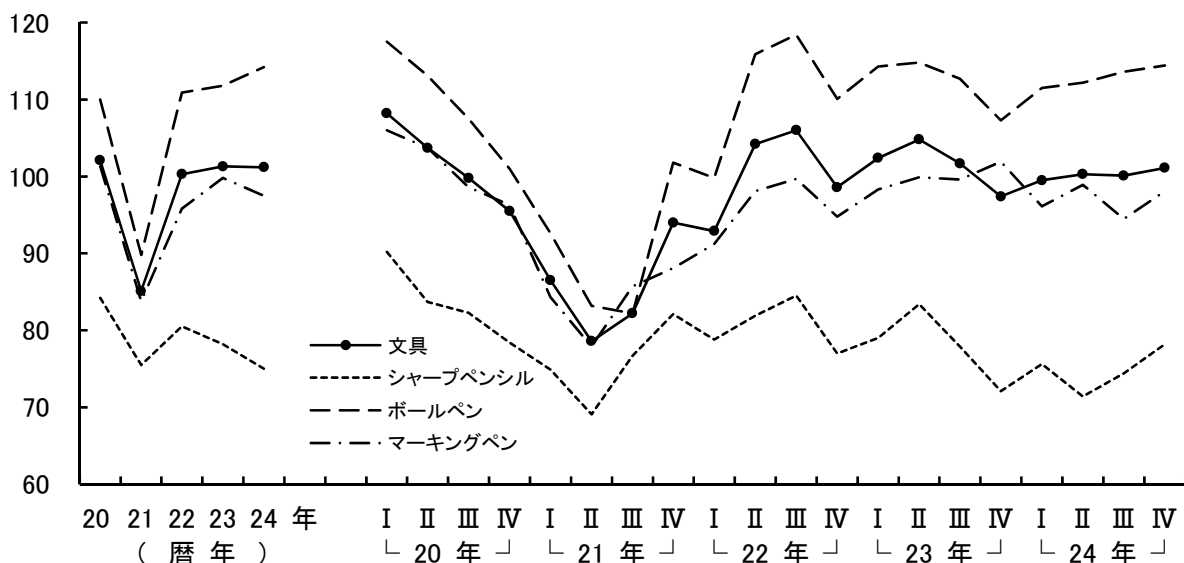


(4) 文具の生産は、前年比▲0.1%と3年ぶりの低下、出荷は同1.2%と3年連続の上昇、在庫は前年末比▲8.1%と3年ぶりの低下となった。

生産を主要品目でみると、シャープペンシルは前年比▲4.1%、マーキングペンは同▲2.3%の減少となった。一方、ボールペンは同2.1%の増加となった(第13図)。

第13図 文具の主要品目別生産推移

(平成17年=100、季節調整済)

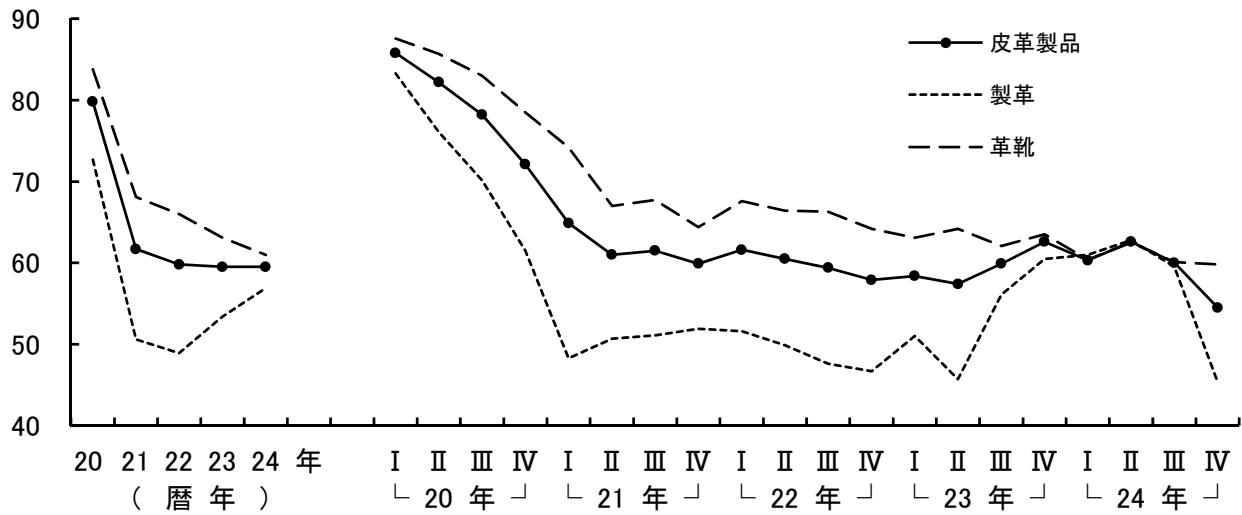


(5) 皮革製品の生産は、前年比 0.0%と横ばい、出荷は同▲2.2%と21年連続の低下となった。在庫は、前年末比 3.0%と3年ぶりの上昇となった。

生産を品目別で見ると、革靴は前年比▲3.3%の減少、製革は同 6.6%の増加となった(第14図)。

第14図 皮革製品の主要品目別生産推移

(平成17年=100、季節調整済)



第 1 部 生産動態統計

First Section : Current Survey of Production

1 指 数

Indices of Industrial Production

(1) 生産指数(付加価値額ウエイト) Indices of Industrial Production (Value Added Weight)

原 指 数 Original Index

| 年 月 | 鉱 工 業 | 織 維 工 業 | 化 学 織 維 | 合 成 織 維 (長 織 維) | 合 成 織 維 (短 織 維) | 紡 績 綿 | 糸 毛 | 糸 | 合 成 織 維 紡 績 糸 | 織 物 |
|-----------|--------------------------|----------|-----------------|-----------------------------|---------------------------|-----------|-------------|--------------|----------------------|---------------|
| | Mining and manufacturing | Textiles | Man-made fibers | Synthetic fibers (Filament) | Synthetic fibers (Staple) | Spun yarn | Cotton yarn | Woollen yarn | Synthetic fiber yarn | Woven fabrics |
| ウエイト | 10,000.0 | 200.9 | 27.3 | 18.0 | 9.3 | 5.7 | 2.0 | 1.4 | 2.3 | 36.1 |
| 平成 20 年 | 103.8 | 82.5 | 85.6 | 90.9 | 75.3 | 77.1 | 71.6 | 79.4 | 80.4 | 81.8 |
| 21 | 81.1 | 67.1 | 63.1 | 64.2 | 61.2 | 53.7 | 51.2 | 57.0 | 53.8 | 60.3 |
| 22 | 94.4 | 67.9 | 75.4 | 79.3 | 68.0 | 54.9 | 48.9 | 65.0 | 53.8 | 61.5 |
| 23 | 92.2 | 68.3 | 77.6 | 81.5 | 70.2 | 56.0 | 46.8 | 71.6 | 54.6 | 64.8 |
| 24 | 91.9 | 66.2 | 73.8 | 78.0 | 65.8 | 52.7 | 40.9 | 73.1 | 50.5 | 61.4 |
| 平成 22 年度 | 94.1 | 68.4 | 77.1 | 81.3 | 69.0 | 55.6 | 49.1 | 67.2 | 54.1 | 62.9 |
| 23 | 93.2 | 68.0 | 76.8 | 80.7 | 69.5 | 55.5 | 44.6 | 72.9 | 54.3 | 64.8 |
| 平成 24年 1月 | 86.7 | 64.9 | 75.6 | 80.9 | 65.4 | 50.2 | 39.1 | 68.7 | 48.5 | 60.8 |
| 2月 | 94.6 | 67.8 | 72.2 | 76.8 | 63.2 | 53.8 | 43.2 | 73.4 | 51.2 | 65.0 |
| 3月 | 102.1 | 70.0 | 73.8 | 75.9 | 69.6 | 55.4 | 42.3 | 77.1 | 53.6 | 65.1 |
| 4月 | 90.0 | 68.2 | 76.5 | 80.7 | 68.3 | 56.7 | 45.8 | 77.9 | 53.2 | 63.5 |
| 5月 | 88.6 | 66.2 | 77.3 | 82.4 | 67.4 | 54.1 | 39.3 | 76.3 | 53.5 | 60.6 |
| 6月 | 96.1 | 66.4 | 74.5 | 78.8 | 66.2 | 57.7 | 42.3 | 80.5 | 57.2 | 63.5 |
| 7月 | 95.9 | 66.4 | 77.4 | 83.4 | 65.9 | 55.3 | 40.6 | 76.4 | 55.3 | 63.0 |
| 8月 | 87.3 | 62.5 | 74.6 | 79.2 | 65.8 | 47.8 | 35.3 | 69.7 | 45.4 | 55.6 |
| 9月 | 91.3 | 64.7 | 70.4 | 74.9 | 61.8 | 51.0 | 39.0 | 69.5 | 50.2 | 58.6 |
| 10月 | 91.8 | 67.2 | 72.2 | 74.6 | 67.7 | 53.3 | 44.1 | 73.6 | 48.9 | 62.6 |
| 11月 | 90.1 | 66.0 | 71.0 | 75.2 | 62.8 | 50.2 | 39.4 | 69.7 | 47.7 | 60.5 |
| 12月 | 87.7 | 63.8 | 70.6 | 73.2 | 65.7 | 46.7 | 40.8 | 63.9 | 41.4 | 58.5 |

季節調整済指数 Seasonal Adjustment Index

| | | | | | | | | | | |
|------------|------|------|------|------|------|------|------|------|------|------|
| 平成 24年 I 期 | 95.3 | 67.7 | 76.8 | 80.4 | 69.7 | 54.2 | 41.0 | 74.7 | 53.9 | 64.5 |
| II 期 | 93.4 | 66.9 | 76.4 | 83.0 | 64.8 | 54.4 | 41.5 | 72.6 | 53.6 | 62.7 |
| III 期 | 89.5 | 65.0 | 72.4 | 77.0 | 63.8 | 51.1 | 40.4 | 69.9 | 49.3 | 59.4 |
| IV 期 | 87.8 | 64.4 | 70.6 | 72.1 | 67.0 | 50.6 | 40.7 | 72.6 | 46.0 | 58.9 |
| 平成 24年 1月 | 95.9 | 68.1 | 75.9 | 80.1 | 67.9 | 54.9 | 43.1 | 77.6 | 52.3 | 64.5 |
| 2月 | 94.4 | 67.5 | 78.7 | 81.2 | 72.4 | 54.5 | 41.3 | 71.9 | 55.6 | 65.0 |
| 3月 | 95.6 | 67.4 | 75.8 | 79.8 | 68.8 | 53.2 | 38.7 | 74.6 | 53.9 | 63.9 |
| 4月 | 95.4 | 66.5 | 78.1 | 84.6 | 66.7 | 55.1 | 44.5 | 74.8 | 52.2 | 63.3 |
| 5月 | 92.2 | 67.4 | 76.4 | 84.0 | 62.8 | 54.5 | 40.0 | 70.9 | 55.5 | 62.6 |
| 6月 | 92.6 | 66.7 | 74.7 | 80.5 | 64.9 | 53.7 | 40.1 | 72.2 | 53.0 | 62.2 |
| 7月 | 91.7 | 66.2 | 73.8 | 79.4 | 63.6 | 51.8 | 39.9 | 70.9 | 50.7 | 61.7 |
| 8月 | 90.2 | 64.7 | 71.5 | 75.7 | 63.5 | 52.1 | 43.4 | 71.2 | 47.9 | 58.2 |
| 9月 | 86.5 | 64.2 | 72.0 | 75.8 | 64.3 | 49.5 | 37.9 | 67.7 | 49.2 | 58.4 |
| 10月 | 87.9 | 64.9 | 71.3 | 73.0 | 69.3 | 52.9 | 43.6 | 76.1 | 46.9 | 60.4 |
| 11月 | 86.7 | 64.1 | 71.9 | 73.1 | 65.5 | 50.1 | 37.9 | 72.2 | 47.5 | 57.8 |
| 12月 | 88.8 | 64.3 | 68.7 | 70.1 | 66.2 | 48.9 | 40.5 | 69.4 | 43.5 | 58.4 |

資料出所：鉱工業指数（調査統計部 経済解析室）

Please refer to 'METI:Indices of Industrial Production' for details.

(平成17年 = 100)

(2005 = 100)

| 綿織物 Cotton fabrics | 毛織物 Woollen fabrics | 絹・絹紡織物 Silk and spun silk fabrics | 合成繊維織物 (長繊維) Synthetic fiber fabrics (Filament) | 合成繊維織物 (短繊維) Synthetic fiber fabrics (Staple) | タオル地 Towel cloth | 染色整理 Dyeing and Finishing processes | 綿織物 染色整理 Cotton fabrics | 合成繊維織物 染色整理 Synthetic fiber fabrics | ニット生地 染色整理 Knit fabrics | Year and Month |
|-----------------------|------------------------|--------------------------------------|---|---|---------------------|--|-------------------------------|---|-------------------------------|----------------|
| 6.4 | 4.1 | 4.1 | 16.7 | 3.5 | 1.3 | 16.8 | 3.5 | 8.1 | 5.2 | Weight |
| 76.8 | 83.9 | 68.3 | 85.3 | 86.9 | 82.1 | 87.7 | 75.9 | 93.2 | 87.0 | C.Y. 2008 |
| 55.6 | 61.4 | 55.8 | 59.8 | 68.8 | 77.2 | 70.4 | 60.9 | 72.4 | 73.7 | C.Y. 2009 |
| 49.6 | 57.8 | 56.6 | 65.1 | 70.3 | 77.6 | 71.9 | 60.0 | 72.8 | 78.3 | C.Y. 2010 |
| 49.2 | 58.5 | 50.8 | 72.0 | 77.9 | 78.2 | 75.4 | 59.9 | 77.6 | 82.3 | C.Y. 2011 |
| 47.5 | 55.8 | 48.3 | 68.6 | 68.3 | 78.9 | 72.9 | 56.5 | 75.3 | 80.2 | C.Y. 2012 |
| 49.5 | 59.2 | 56.0 | 67.5 | 72.2 | 77.9 | 73.2 | 60.9 | 74.2 | 79.9 | F.Y. 2010 |
| 48.5 | 58.6 | 50.1 | 72.7 | 76.6 | 78.5 | 75.3 | 58.4 | 78.2 | 82.1 | F.Y. 2011 |
| 43.4 | 54.6 | 46.8 | 69.4 | 70.1 | 73.9 | 70.3 | 53.5 | 73.9 | 75.9 | Jan. 2012 |
| 49.8 | 57.7 | 47.8 | 74.4 | 70.9 | 80.4 | 73.6 | 56.8 | 78.4 | 77.3 | Feb. |
| 47.9 | 60.6 | 48.4 | 73.9 | 73.0 | 81.5 | 76.2 | 57.7 | 80.4 | 82.0 | Mar. |
| 48.3 | 59.2 | 48.4 | 71.4 | 70.0 | 80.9 | 74.5 | 57.4 | 78.8 | 79.3 | Apr. |
| 45.1 | 56.6 | 50.4 | 67.3 | 66.7 | 78.1 | 73.7 | 57.0 | 76.3 | 80.9 | May |
| 47.1 | 61.0 | 51.6 | 70.5 | 70.5 | 80.2 | 74.7 | 56.1 | 76.4 | 84.5 | Jun. |
| 49.8 | 58.5 | 50.4 | 69.2 | 72.5 | 77.9 | 73.6 | 54.4 | 75.0 | 84.5 | Jul. |
| 45.5 | 52.1 | 43.2 | 60.9 | 61.2 | 72.3 | 68.4 | 49.7 | 70.1 | 78.3 | Aug. |
| 46.2 | 54.0 | 41.6 | 65.7 | 66.0 | 78.0 | 70.6 | 53.5 | 72.9 | 78.6 | Sep. |
| 50.9 | 55.6 | 50.8 | 69.5 | 65.9 | 81.1 | 74.1 | 60.9 | 74.1 | 83.0 | Oct. |
| 49.5 | 51.6 | 51.0 | 66.1 | 68.2 | 80.7 | 74.3 | 63.2 | 74.6 | 81.3 | Nov. |
| 46.5 | 47.8 | 49.4 | 64.9 | 64.9 | 81.2 | 70.5 | 57.4 | 72.5 | 76.2 | Dec. |
| 47.5 | 61.7 | 49.1 | 72.9 | 71.7 | 82.6 | 74.9 | 56.2 | 78.7 | 81.8 | Q1 2012 |
| 47.5 | 58.8 | 48.6 | 69.9 | 69.4 | 82.3 | 74.2 | 59.1 | 76.1 | 81.7 | Q2 |
| 47.7 | 52.6 | 46.3 | 65.9 | 67.6 | 77.5 | 71.8 | 55.6 | 73.6 | 79.6 | Q3 |
| 47.0 | 50.9 | 48.8 | 65.4 | 63.9 | 75.0 | 70.3 | 55.4 | 72.6 | 76.5 | Q4 |
| 46.0 | 60.3 | 53.0 | 72.6 | 72.6 | 77.3 | 74.6 | 55.0 | 77.5 | 82.7 | Jan. 2012 |
| 49.1 | 61.7 | 46.0 | 74.3 | 71.0 | 85.1 | 75.3 | 57.6 | 80.7 | 79.5 | Feb. |
| 47.3 | 63.1 | 48.4 | 71.8 | 71.6 | 85.4 | 74.9 | 55.9 | 77.9 | 83.1 | Mar. |
| 48.7 | 61.5 | 46.4 | 70.3 | 68.9 | 82.7 | 74.6 | 57.8 | 78.1 | 80.2 | Apr. |
| 46.6 | 57.5 | 51.8 | 69.5 | 68.8 | 83.0 | 75.4 | 61.7 | 76.8 | 84.1 | May |
| 47.1 | 57.4 | 47.6 | 69.9 | 70.6 | 81.1 | 72.6 | 57.9 | 73.3 | 80.9 | Jun. |
| 48.9 | 54.1 | 49.9 | 68.2 | 70.9 | 77.6 | 72.1 | 56.6 | 72.8 | 81.4 | Jul. |
| 47.7 | 50.7 | 47.7 | 63.8 | 66.5 | 77.2 | 71.7 | 55.0 | 74.0 | 79.0 | Aug. |
| 46.5 | 53.0 | 41.3 | 65.8 | 65.3 | 77.6 | 71.6 | 55.1 | 74.1 | 78.3 | Sep. |
| 49.3 | 52.7 | 50.8 | 67.4 | 62.8 | 75.8 | 71.1 | 56.0 | 73.2 | 77.9 | Oct. |
| 46.9 | 49.6 | 48.5 | 63.6 | 64.6 | 74.5 | 70.5 | 56.4 | 72.6 | 76.5 | Nov. |
| 44.7 | 50.3 | 47.1 | 65.2 | 64.4 | 74.6 | 69.2 | 53.8 | 71.9 | 75.2 | Dec. |

生産指数(付加価値額ウエイト)(続き) Indices of Industrial Production (value added Weights)(continued)

原指数 Original Index

| 年 月 | 衣 類 | ニット製織物製下 | 織物製衣 | 着物 | 靴 | その他の | ふとん | タフテッド | 不織布 | ニット |
|-----------|---------|-----------------------------|---------------------------|-------------|---------|------------------------|-------|---------------------|-------------------|--------------|
| | Clothes | Knitted fabrics outer wears | Woven fabrics outer wears | Under wears | Hosiery | Other textile products | Futon | Tufted pile carpets | Nonwovens fabrics | Knit fabrics |
| ウエイト | 84.4 | 22.1 | 41.1 | 8.0 | 13.2 | 30.6 | 8.3 | 8.0 | 11.8 | 2.5 |
| 平成 20 年 | 78.1 | 81.8 | 74.5 | 82.9 | 80.1 | 90.8 | 63.3 | 98.6 | 103.8 | 95.8 |
| 21 | 67.8 | 70.4 | 63.6 | 82.1 | 68.0 | 77.7 | 63.1 | 80.1 | 87.6 | 71.6 |
| 22 | 63.5 | 69.1 | 59.6 | 70.1 | 62.3 | 81.2 | 60.8 | 79.0 | 97.1 | 81.0 |
| 23 | 62.0 | 67.9 | 59.6 | 64.8 | 57.6 | 79.8 | 58.5 | 78.7 | 95.5 | 79.1 |
| 24 | 59.9 | 64.3 | 57.6 | 63.6 | 57.3 | 81.1 | 57.4 | 82.5 | 97.2 | 79.1 |
| 平成 22 年度 | 63.3 | 69.8 | 59.5 | 68.5 | 61.2 | 81.1 | 60.7 | 79.4 | 96.5 | 81.3 |
| 23 | 61.4 | 66.3 | 59.4 | 64.9 | 57.4 | 80.2 | 58.6 | 78.8 | 96.6 | 79.3 |
| 平成 24年 1月 | 57.3 | 62.5 | 55.6 | 59.8 | 52.5 | 81.2 | 61.5 | 80.8 | 96.1 | 77.0 |
| 2月 | 62.1 | 68.2 | 60.1 | 63.3 | 57.3 | 82.2 | 58.4 | 87.1 | 96.0 | 81.0 |
| 3月 | 65.6 | 69.6 | 64.8 | 67.7 | 60.1 | 83.7 | 53.9 | 88.2 | 101.7 | 83.5 |
| 4月 | 62.5 | 69.5 | 59.5 | 64.4 | 58.9 | 80.5 | 49.3 | 86.1 | 98.4 | 82.2 |
| 5月 | 59.9 | 60.2 | 58.1 | 66.6 | 61.2 | 78.3 | 47.5 | 81.6 | 97.5 | 79.2 |
| 6月 | 59.5 | 61.5 | 57.2 | 66.6 | 58.9 | 78.5 | 44.2 | 84.9 | 97.3 | 82.8 |
| 7月 | 58.8 | 63.8 | 55.6 | 65.3 | 56.7 | 79.4 | 48.4 | 82.8 | 98.3 | 82.4 |
| 8月 | 56.3 | 59.5 | 53.6 | 63.5 | 55.2 | 76.4 | 54.9 | 73.9 | 93.3 | 76.3 |
| 9月 | 59.4 | 67.6 | 55.0 | 64.6 | 56.3 | 80.5 | 60.0 | 80.4 | 95.4 | 78.4 |
| 10月 | 60.9 | 65.7 | 58.6 | 62.9 | 58.7 | 84.4 | 67.4 | 83.3 | 97.6 | 82.0 |
| 11月 | 59.3 | 63.9 | 57.1 | 59.4 | 58.3 | 84.9 | 70.8 | 80.3 | 99.8 | 76.2 |
| 12月 | 56.8 | 59.8 | 55.8 | 59.3 | 53.6 | 82.8 | 71.9 | 80.4 | 95.3 | 68.0 |

季節調整済指数 Seasonal Adjustment Index

| | | | | | | | | | | |
|------------|------|------|------|------|------|------|------|------|-------|------|
| 平成 24年 I 期 | 60.4 | 64.2 | 58.3 | 67.6 | 57.5 | 82.4 | 59.4 | 81.6 | 99.8 | 82.5 |
| II 期 | 59.8 | 62.8 | 57.7 | 64.1 | 58.7 | 82.5 | 56.9 | 84.7 | 97.8 | 83.1 |
| III 期 | 59.2 | 64.7 | 56.1 | 64.6 | 55.7 | 79.5 | 56.1 | 80.9 | 95.5 | 78.8 |
| IV 期 | 59.1 | 64.4 | 57.6 | 58.7 | 55.9 | 78.8 | 56.2 | 82.1 | 94.5 | 71.3 |
| 平成 24年 1月 | 61.2 | 66.5 | 59.5 | 65.6 | 57.3 | 84.2 | 64.3 | 82.7 | 99.8 | 80.7 |
| 2月 | 59.1 | 62.0 | 57.0 | 68.2 | 56.1 | 81.7 | 59.0 | 80.6 | 98.2 | 81.2 |
| 3月 | 61.0 | 64.0 | 58.4 | 68.9 | 59.1 | 81.4 | 55.0 | 81.5 | 101.5 | 85.5 |
| 4月 | 58.4 | 62.0 | 55.9 | 63.1 | 57.8 | 82.7 | 56.6 | 84.8 | 98.9 | 84.3 |
| 5月 | 60.6 | 61.7 | 58.9 | 66.6 | 59.7 | 82.9 | 58.3 | 84.6 | 98.3 | 82.8 |
| 6月 | 60.3 | 64.8 | 58.3 | 62.5 | 58.6 | 81.8 | 55.9 | 84.7 | 96.3 | 82.1 |
| 7月 | 60.0 | 65.8 | 57.6 | 63.4 | 56.1 | 80.9 | 57.7 | 84.8 | 94.8 | 80.6 |
| 8月 | 59.2 | 61.8 | 56.7 | 65.5 | 56.1 | 78.6 | 56.5 | 76.9 | 95.5 | 78.6 |
| 9月 | 58.3 | 66.4 | 54.0 | 64.9 | 54.9 | 79.0 | 54.1 | 81.0 | 96.1 | 77.3 |
| 10月 | 59.1 | 65.8 | 57.0 | 59.7 | 55.7 | 77.3 | 52.3 | 82.2 | 92.9 | 76.6 |
| 11月 | 58.7 | 63.6 | 57.1 | 57.2 | 55.5 | 78.7 | 56.2 | 79.8 | 95.4 | 70.6 |
| 12月 | 59.6 | 63.8 | 58.6 | 59.2 | 56.5 | 80.4 | 60.1 | 84.3 | 95.3 | 66.8 |

(平成17年 = 100)
(2005 = 100)

| 皮革製品 工業 Leather products | 製革 | 革靴 | 家具工業 | 金属製 家具 | 金属製机 | 金属製いす | 金属製棚・ 保管庫類 | 流し・ガス・ 調理台 | Year and Month |
|---------------------------------------|---------|----------------------------|-----------|--------------------|----------------|-----------------|--------------------------------|---|-------------------|
| | Leather | Leather boots and shoes | Furniture | Metal furniture | Metal desks | Metal chairs | Metal rocks and cabinets | Metal sink cabinets, range tables and cooking tables | |
| 12.3 | 4.5 | 7.8 | 85.3 | 68.7 | 8.6 | 7.0 | 7.4 | 4.0 | Weight |
| 79.8 | 72.7 | 83.8 | 83.4 | 84.2 | 81.2 | 91.7 | 70.6 | 67.3 | C.Y. 2008 |
| 61.7 | 50.6 | 68.1 | 70.1 | 71.4 | 60.4 | 70.1 | 50.2 | 64.3 | C.Y. 2009 |
| 59.8 | 48.9 | 66.0 | 70.2 | 71.6 | 65.7 | 72.7 | 49.4 | 58.5 | C.Y. 2010 |
| 59.5 | 53.4 | 63.1 | 70.3 | 71.5 | 66.2 | 71.9 | 58.4 | 60.4 | C.Y. 2011 |
| 59.5 | 56.9 | 61.0 | 70.6 | 72.0 | 66.1 | 73.5 | 61.4 | 55.0 | C.Y. 2012 |
| 59.1 | 49.1 | 64.9 | 70.2 | 71.6 | 65.5 | 73.4 | 50.6 | 57.4 | F.Y. 2010 |
| 60.1 | 55.8 | 62.6 | 70.2 | 71.4 | 65.6 | 71.2 | 60.1 | 60.9 | F.Y. 2011 |
| 58.0 | 56.5 | 58.9 | 66.1 | 67.7 | 76.1 | 83.4 | 66.6 | 50.4 | Jan. 2012 |
| 63.2 | 60.9 | 64.6 | 78.5 | 81.9 | 92.6 | 100.8 | 73.5 | 62.1 | Feb. |
| 61.9 | 57.3 | 64.5 | 84.8 | 87.2 | 100.8 | 118.0 | 81.5 | 58.6 | Mar. |
| 65.4 | 63.8 | 66.3 | 70.1 | 70.4 | 68.2 | 75.8 | 64.0 | 54.5 | Apr. |
| 58.8 | 56.5 | 60.1 | 62.9 | 62.7 | 53.4 | 49.7 | 60.6 | 58.5 | May |
| 62.4 | 66.5 | 60.1 | 65.0 | 66.0 | 52.1 | 48.6 | 58.8 | 59.6 | Jun. |
| 63.1 | 65.3 | 61.9 | 67.9 | 69.1 | 56.4 | 58.7 | 60.0 | 55.8 | Jul. |
| 56.7 | 55.1 | 57.6 | 64.6 | 66.0 | 50.5 | 55.4 | 50.5 | 48.1 | Aug. |
| 60.1 | 59.1 | 60.6 | 67.0 | 67.9 | 48.7 | 63.3 | 57.2 | 48.8 | Sep. |
| 58.6 | 51.6 | 62.6 | 72.3 | 73.4 | 58.5 | 68.2 | 58.2 | 57.9 | Oct. |
| 55.1 | 48.3 | 59.0 | 75.8 | 78.7 | 68.7 | 82.2 | 56.4 | 57.0 | Nov. |
| 50.9 | 42.0 | 56.1 | 71.6 | 73.0 | 67.0 | 78.0 | 49.9 | 48.7 | Dec. |
| 60.3 | 61.0 | 60.4 | 68.7 | 70.0 | 62.1 | 71.1 | 61.1 | 56.7 | Q1 2012 |
| 62.6 | 62.8 | 62.5 | 70.1 | 71.1 | 62.4 | 67.8 | 64.1 | 57.6 | Q2 |
| 60.0 | 59.5 | 60.1 | 70.3 | 71.9 | 67.3 | 70.0 | 62.6 | 52.3 | Q3 |
| 54.5 | 45.4 | 59.8 | 72.7 | 75.0 | 74.3 | 86.1 | 56.6 | 52.7 | Q4 |
| 61.0 | 59.7 | 62.1 | 71.1 | 72.9 | 72.0 | 78.2 | 67.0 | 54.2 | Jan. 2012 |
| 60.9 | 67.0 | 58.9 | 69.0 | 71.0 | 58.3 | 69.1 | 56.1 | 58.0 | Feb. |
| 58.9 | 56.4 | 60.3 | 65.9 | 66.1 | 56.0 | 66.0 | 60.3 | 57.8 | Mar. |
| 62.5 | 64.5 | 62.5 | 69.6 | 70.3 | 59.1 | 71.6 | 60.1 | 56.5 | Apr. |
| 62.2 | 60.5 | 62.8 | 70.7 | 71.7 | 61.3 | 66.1 | 65.4 | 59.8 | May |
| 63.1 | 63.3 | 62.1 | 70.0 | 71.2 | 66.9 | 65.6 | 66.9 | 56.5 | Jun. |
| 61.2 | 60.2 | 61.4 | 70.3 | 71.7 | 68.8 | 67.3 | 66.7 | 53.7 | Jul. |
| 58.3 | 56.9 | 59.0 | 72.1 | 73.7 | 64.7 | 70.8 | 58.4 | 52.0 | Aug. |
| 60.5 | 61.5 | 59.8 | 68.6 | 70.3 | 68.5 | 72.0 | 62.7 | 51.1 | Sep. |
| 56.6 | 50.2 | 60.3 | 71.1 | 72.6 | 68.6 | 79.5 | 59.9 | 53.4 | Oct. |
| 54.9 | 45.8 | 59.9 | 73.6 | 77.1 | 78.5 | 97.5 | 55.9 | 51.8 | Nov. |
| 52.1 | 40.3 | 59.2 | 73.5 | 75.3 | 75.7 | 81.4 | 53.9 | 52.9 | Dec. |

生産指数(付加価値額ウェイト)(続き) Indices of Industrial Production (value added Weights)(continued)

原指数 Original Index

| 年 月 | システム キッチン | 金属製 間仕切り | 木製家具 | 木製棚 | 木製机・ テーブル | 木製いす | 木製ベッド |
|-----------|---------------------------|--------------------|---------------------|-------------------|----------------------------|------------------|----------------|
| | Metal kitchen units | Metal partition | Wooden furniture | Wooden shelves | Wooden desks and tables | Wooden chairs | Wooden beds |
| ウェイト | 27.0 | 14.7 | 16.6 | 5.9 | 1.8 | 4.7 | 4.2 |
| 平成 20 年 | 88.9 | 85.0 | 80.3 | 75.3 | 79.7 | 81.1 | 86.7 |
| 21 | 84.4 | 67.1 | 64.8 | 61.7 | 63.1 | 63.4 | 71.5 |
| 22 | 81.7 | 70.5 | 64.6 | 63.7 | 65.9 | 65.0 | 64.7 |
| 23 | 79.4 | 69.3 | 65.5 | 64.5 | 68.4 | 70.0 | 60.8 |
| 24 | 81.3 | 67.7 | 64.5 | 56.5 | 69.0 | 73.4 | 64.0 |
| 平成 22 年度 | 81.3 | 71.1 | 64.3 | 64.5 | 66.5 | 66.1 | 61.2 |
| 23 | 79.2 | 69.1 | 65.2 | 62.8 | 67.3 | 71.0 | 61.3 |
| 平成 24年 1月 | 68.6 | 59.0 | 59.4 | 55.7 | 71.2 | 64.5 | 54.0 |
| 2月 | 81.6 | 76.9 | 64.4 | 61.3 | 75.1 | 69.8 | 58.0 |
| 3月 | 78.0 | 92.0 | 75.1 | 63.5 | 76.5 | 85.4 | 79.4 |
| 4月 | 73.6 | 70.6 | 69.1 | 60.5 | 68.4 | 76.5 | 73.2 |
| 5月 | 69.2 | 64.7 | 63.4 | 59.8 | 60.5 | 68.4 | 64.3 |
| 6月 | 79.4 | 63.3 | 60.7 | 56.9 | 63.0 | 69.4 | 55.2 |
| 7月 | 83.8 | 62.9 | 62.7 | 57.1 | 64.9 | 70.6 | 60.6 |
| 8月 | 82.1 | 63.2 | 59.0 | 51.3 | 58.0 | 67.7 | 60.4 |
| 9月 | 82.4 | 65.5 | 63.2 | 51.5 | 69.9 | 75.4 | 63.0 |
| 10月 | 89.6 | 66.8 | 67.8 | 55.9 | 83.0 | 78.3 | 66.4 |
| 11月 | 99.0 | 62.8 | 63.9 | 53.6 | 70.5 | 77.1 | 60.7 |
| 12月 | 88.1 | 64.5 | 65.8 | 50.8 | 67.3 | 77.3 | 73.2 |

季節調整済指数 Seasonal Adjustment Index

| | | | | | | | |
|------------|------|------|------|------|------|------|------|
| 平成 24年 I 期 | 77.4 | 70.0 | 63.7 | 60.0 | 63.2 | 72.3 | 59.3 |
| II 期 | 79.1 | 67.3 | 66.8 | 60.1 | 77.3 | 74.5 | 63.9 |
| III 期 | 83.5 | 66.2 | 64.2 | 55.7 | 70.6 | 71.3 | 65.0 |
| IV 期 | 85.0 | 67.9 | 62.4 | 49.8 | 66.2 | 74.1 | 66.3 |
| 平成 24年 1月 | 75.8 | 70.5 | 63.7 | 59.2 | 68.4 | 73.0 | 56.7 |
| 2月 | 82.1 | 73.3 | 61.2 | 56.7 | 57.9 | 69.3 | 56.0 |
| 3月 | 74.2 | 66.1 | 66.3 | 64.0 | 63.4 | 74.6 | 65.2 |
| 4月 | 80.0 | 65.1 | 67.3 | 59.5 | 77.3 | 76.3 | 65.7 |
| 5月 | 76.6 | 72.1 | 67.8 | 62.8 | 76.6 | 72.9 | 65.7 |
| 6月 | 80.7 | 64.8 | 65.2 | 58.1 | 78.1 | 74.3 | 60.4 |
| 7月 | 80.2 | 66.8 | 65.4 | 57.6 | 79.5 | 70.8 | 64.8 |
| 8月 | 89.6 | 64.5 | 65.6 | 57.2 | 66.7 | 72.4 | 67.6 |
| 9月 | 80.8 | 67.4 | 61.5 | 52.2 | 65.6 | 70.7 | 62.7 |
| 10月 | 81.1 | 69.0 | 62.9 | 49.5 | 75.6 | 74.1 | 64.1 |
| 11月 | 85.6 | 68.0 | 59.0 | 47.4 | 61.7 | 72.4 | 60.3 |
| 12月 | 88.4 | 66.7 | 65.3 | 52.4 | 61.3 | 75.9 | 74.6 |

(平成17年 = 100)
(2005 = 100)

| 楽器 Musical instruments | 楽器 | | 文具 Stationery | シャープ ペンシル Mechanical pencils | ボール ペン Ballpoint pens | マーキング ペン Marking pens | 玩具 Toys | 玩具 | | Year and Month |
|---------------------------|---------------|-------------------------|------------------|------------------------------------|-----------------------------|-----------------------------|------------|---|---------------------------------|----------------|
| | ピアノ Pianos | 管楽器 Wind instruments | | | | | | 電子・電動 玩具 Electronic and electric toys | プラスチック モデル Plastic models | |
| 3.3 | 1.8 | 1.5 | 13.1 | 2.9 | 6.8 | 3.4 | 28.3 | 26.5 | 1.8 | Weight |
| 104.2 | 114.3 | 92.0 | 102.1 | 84.2 | 110.0 | 101.3 | 178.5 | 183.7 | 101.1 | C.Y. 2008 |
| 80.8 | 79.2 | 82.7 | 85.1 | 75.5 | 89.8 | 83.8 | 16.2 | 10.1 | 106.5 | C.Y. 2009 |
| 72.8 | 94.4 | 46.8 | 100.3 | 80.5 | 110.9 | 95.8 | 12.8 | 7.6 | 89.9 | C.Y. 2010 |
| 71.0 | 85.7 | 53.3 | 101.3 | 78.2 | 111.8 | 99.8 | 13.0 | 7.0 | 101.1 | C.Y. 2011 |
| 70.7 | 85.2 | 53.2 | 101.2 | 75.0 | 114.2 | 97.5 | 13.6 | 7.3 | 105.2 | C.Y. 2012 |
| 72.5 | 91.0 | 50.2 | 102.6 | 80.4 | 114.5 | 97.8 | 13.0 | 7.8 | 89.9 | F.Y. 2010 |
| 72.1 | 87.3 | 53.8 | 101.0 | 77.5 | 111.9 | 99.4 | 13.4 | 7.1 | 105.6 | F.Y. 2011 |
| 62.2 | 75.4 | 46.3 | 94.8 | 72.0 | 106.0 | 91.9 | 12.5 | 6.7 | 97.2 | Jan. 2012 |
| 67.8 | 78.9 | 54.4 | 105.2 | 83.0 | 117.4 | 99.7 | 12.7 | 6.5 | 103.2 | Feb. |
| 76.3 | 93.8 | 55.4 | 107.0 | 82.4 | 120.5 | 100.8 | 14.0 | 8.1 | 100.3 | Mar. |
| 67.9 | 80.6 | 52.6 | 103.2 | 80.2 | 115.7 | 97.9 | 13.5 | 6.8 | 112.6 | Apr. |
| 70.9 | 84.0 | 55.1 | 105.3 | 81.0 | 123.5 | 89.5 | 14.6 | 8.2 | 108.5 | May |
| 74.4 | 89.1 | 56.8 | 102.0 | 76.9 | 113.5 | 100.4 | 14.5 | 7.3 | 121.1 | Jun. |
| 77.8 | 97.1 | 54.7 | 97.1 | 66.7 | 111.7 | 93.8 | 15.4 | 7.3 | 135.3 | Jul. |
| 64.0 | 76.4 | 49.1 | 92.3 | 65.8 | 105.4 | 88.8 | 13.5 | 7.8 | 96.8 | Aug. |
| 73.6 | 93.5 | 49.7 | 97.9 | 74.9 | 110.5 | 92.2 | 12.5 | 7.6 | 85.0 | Sep. |
| 75.3 | 90.8 | 56.7 | 104.9 | 70.2 | 118.2 | 108.0 | 13.5 | 7.0 | 109.5 | Oct. |
| 73.5 | 88.3 | 55.8 | 105.5 | 76.8 | 121.3 | 98.3 | 13.3 | 7.3 | 101.0 | Nov. |
| 64.2 | 74.2 | 52.1 | 99.1 | 69.6 | 107.0 | 108.3 | 12.7 | 7.4 | 91.5 | Dec. |
| 72.5 | 90.5 | 53.4 | 99.5 | 75.6 | 111.5 | 96.1 | 18.2 | 10.7 | 105.1 | Q1 2012 |
| 64.3 | 79.3 | 47.8 | 100.3 | 71.4 | 112.2 | 98.9 | 16.6 | 9.0 | 111.2 | Q2 |
| 70.4 | 86.9 | 50.3 | 100.1 | 74.4 | 113.6 | 94.5 | 12.3 | 6.4 | 98.6 | Q3 |
| 73.7 | 87.1 | 56.9 | 101.1 | 78.2 | 114.4 | 98.1 | 10.2 | 5.4 | 97.3 | Q4 |
| 69.5 | 83.6 | 57.3 | 102.9 | 79.0 | 116.4 | 97.8 | 18.2 | 9.9 | 121.9 | Jan. 2012 |
| 72.9 | 96.2 | 49.5 | 96.1 | 73.4 | 105.8 | 94.3 | 17.5 | 9.5 | 83.7 | Feb. |
| 75.2 | 91.7 | 53.5 | 99.4 | 74.5 | 112.3 | 96.1 | 18.9 | 12.6 | 109.6 | Mar. |
| 62.2 | 75.2 | 48.9 | 100.7 | 70.8 | 114.5 | 99.8 | 18.1 | 10.7 | 117.4 | Apr. |
| 65.4 | 83.5 | 44.3 | 99.9 | 73.3 | 113.7 | 95.2 | 15.5 | 8.4 | 101.9 | May |
| 65.4 | 79.3 | 50.3 | 100.2 | 70.0 | 108.4 | 101.7 | 16.2 | 7.9 | 114.2 | Jun. |
| 68.0 | 84.6 | 48.3 | 101.9 | 70.2 | 118.2 | 97.0 | 14.0 | 6.5 | 115.0 | Jul. |
| 72.1 | 85.7 | 54.4 | 100.9 | 75.6 | 113.3 | 96.7 | 12.1 | 6.5 | 95.4 | Aug. |
| 71.2 | 90.5 | 48.3 | 97.4 | 77.4 | 109.4 | 89.8 | 10.7 | 6.2 | 85.3 | Sep. |
| 74.1 | 87.7 | 56.5 | 97.5 | 72.2 | 112.1 | 93.4 | 9.0 | 4.9 | 95.9 | Oct. |
| 74.2 | 92.3 | 53.5 | 98.2 | 85.7 | 109.7 | 93.6 | 10.0 | 5.0 | 90.3 | Nov. |
| 72.8 | 81.4 | 60.6 | 107.7 | 76.6 | 121.3 | 107.3 | 11.5 | 6.4 | 105.7 | Dec. |

(2)生産者出荷指数 Indices of Producer's Shipments

原指数 Original Index

| 年 月 | 鉱工業 | 繊維工業 | 化学繊維 | 合成繊維 (長繊維) | 合成繊維 (短繊維) | 紡績 | 綿 | 糸毛 | 糸 | 合成繊維 紡績糸 | 織物 |
|-----------|--------------------------|----------|-----------------|-----------------------------|---------------------------|-----------|-------------|--------------|------|----------------------|---------------|
| | Mining and manufacturing | Textiles | Man-made fibers | Synthetic fibers (Filament) | Synthetic fibers (Staple) | Spun yarn | Cotton yarn | Woollen yarn | 糸 | Synthetic fiber yarn | Woven fabrics |
| ウェイト | 10,000.0 | 159.6 | 20.9 | 10.3 | 10.6 | 5.3 | 1.7 | 1.6 | 2.0 | 21.6 | |
| 平成 20 年 | 104.3 | 86.2 | 82.2 | 89.2 | 75.4 | 77.4 | 75.6 | 78.6 | 77.9 | 76.7 | |
| 21 | 82.1 | 73.4 | 65.3 | 66.3 | 64.3 | 54.1 | 55.0 | 57.0 | 51.0 | 61.3 | |
| 22 | 95.8 | 75.2 | 74.3 | 78.5 | 70.2 | 58.1 | 52.8 | 70.0 | 53.0 | 60.4 | |
| 23 | 92.4 | 73.8 | 75.9 | 81.4 | 70.6 | 51.8 | 47.1 | 57.1 | 51.4 | 59.6 | |
| 24 | 92.5 | 72.8 | 72.9 | 77.5 | 68.4 | 49.3 | 40.3 | 60.6 | 47.9 | 56.3 | |
| 平成 22 年度 | 95.3 | 75.1 | 75.0 | 79.9 | 70.2 | 57.5 | 53.3 | 67.2 | 53.3 | 60.8 | |
| 23 | 93.4 | 73.9 | 75.6 | 81.1 | 70.2 | 51.0 | 44.9 | 57.5 | 51.0 | 59.3 | |
| 平成 24年 1月 | 85.5 | 72.0 | 72.6 | 78.6 | 66.8 | 45.3 | 39.5 | 49.7 | 46.6 | 55.8 | |
| 2月 | 95.2 | 78.3 | 73.3 | 80.9 | 66.0 | 48.6 | 42.0 | 58.4 | 46.3 | 57.5 | |
| 3月 | 106.5 | 86.5 | 84.1 | 86.6 | 81.7 | 53.0 | 44.5 | 59.8 | 54.7 | 58.8 | |
| 4月 | 89.2 | 81.4 | 70.6 | 74.8 | 66.5 | 53.0 | 45.1 | 67.6 | 48.0 | 57.6 | |
| 5月 | 88.9 | 74.0 | 71.8 | 77.7 | 66.0 | 51.6 | 39.9 | 63.2 | 52.2 | 56.2 | |
| 6月 | 96.8 | 70.9 | 73.3 | 78.5 | 68.2 | 54.5 | 40.3 | 74.0 | 50.9 | 59.1 | |
| 7月 | 94.9 | 66.6 | 69.5 | 77.6 | 61.7 | 51.6 | 36.7 | 66.3 | 52.5 | 57.6 | |
| 8月 | 88.2 | 65.5 | 70.5 | 75.7 | 65.4 | 47.2 | 33.2 | 65.7 | 44.4 | 53.3 | |
| 9月 | 94.0 | 70.3 | 77.5 | 78.4 | 76.6 | 48.0 | 36.3 | 61.1 | 47.5 | 52.7 | |
| 10月 | 90.2 | 71.2 | 70.1 | 73.6 | 66.7 | 48.3 | 41.4 | 58.0 | 46.5 | 57.1 | |
| 11月 | 89.8 | 68.5 | 70.5 | 73.6 | 67.4 | 46.3 | 42.6 | 53.3 | 43.8 | 54.8 | |
| 12月 | 91.0 | 68.2 | 70.7 | 73.9 | 67.6 | 44.3 | 41.5 | 50.5 | 41.7 | 54.7 | |

季節調整済指数 Seasonal Adjustment Index

| | | | | | | | | | | |
|------------|------|------|------|------|------|------|------|------|------|------|
| 平成 24年 I 期 | 95.4 | 74.9 | 75.0 | 80.0 | 69.9 | 52.0 | 43.4 | 61.0 | 52.5 | 59.3 |
| II 期 | 95.2 | 73.7 | 72.8 | 79.1 | 66.6 | 48.5 | 41.1 | 55.6 | 48.2 | 57.3 |
| III 期 | 90.1 | 71.4 | 70.2 | 74.4 | 66.8 | 48.5 | 36.9 | 62.9 | 46.9 | 54.3 |
| IV 期 | 88.2 | 70.4 | 72.4 | 73.5 | 70.9 | 47.7 | 39.5 | 61.6 | 44.7 | 54.1 |
| 平成 24年 1月 | 95.0 | 75.8 | 75.9 | 81.6 | 71.4 | 54.3 | 44.0 | 64.8 | 52.4 | 61.0 |
| 2月 | 95.3 | 74.1 | 73.0 | 77.7 | 66.6 | 51.3 | 44.0 | 63.8 | 50.7 | 58.8 |
| 3月 | 95.8 | 74.8 | 76.0 | 80.7 | 71.8 | 50.3 | 42.2 | 54.4 | 54.3 | 58.0 |
| 4月 | 96.4 | 74.2 | 73.5 | 78.2 | 68.4 | 49.7 | 44.0 | 57.4 | 47.6 | 57.2 |
| 5月 | 95.1 | 73.0 | 72.1 | 80.1 | 64.5 | 46.6 | 40.5 | 46.9 | 50.9 | 57.6 |
| 6月 | 94.2 | 73.8 | 72.8 | 79.0 | 66.8 | 49.1 | 38.8 | 62.4 | 46.2 | 57.1 |
| 7月 | 91.3 | 72.1 | 67.6 | 75.2 | 60.5 | 47.7 | 35.2 | 58.7 | 49.3 | 57.0 |
| 8月 | 91.5 | 70.9 | 71.0 | 75.9 | 66.4 | 50.1 | 39.4 | 67.4 | 45.9 | 54.0 |
| 9月 | 87.6 | 71.2 | 72.1 | 72.0 | 73.6 | 47.6 | 36.1 | 62.5 | 45.4 | 52.0 |
| 10月 | 87.5 | 69.9 | 71.5 | 73.5 | 68.9 | 47.7 | 37.6 | 60.8 | 45.5 | 55.1 |
| 11月 | 86.8 | 69.7 | 71.7 | 71.1 | 72.4 | 46.6 | 39.7 | 58.7 | 43.9 | 52.4 |
| 12月 | 90.3 | 71.5 | 73.9 | 76.0 | 71.4 | 48.8 | 41.3 | 65.4 | 44.6 | 54.9 |

(平成17年 = 100)
(2005 = 100)

| 綿織物 Cotton fabrics | 毛織物 Woollen fabrics | 絹・絹紡織物 Silk and spun silk fabrics | 合成繊維織物 (長繊維) Synthetic fiber fabrics (Filament) | 合成繊維織物 (短繊維) Synthetic fiber fabrics (Staple) | タオル地 Towel cloth | 染色整理 Dyeing and Finishing processes | 綿織物 染色整理 Cotton fabrics | 合成繊維織物 染色整理 Synthetic fiber fabrics | ニット生地 染色整理 Knit fabrics | Year and Month |
|-----------------------|------------------------|--------------------------------------|---|---|---------------------|--|-------------------------------|---|-------------------------------|----------------|
| 3.5 | 4.9 | 3.8 | 6.0 | 1.7 | 1.7 | 16.3 | 3.8 | 8.1 | 4.4 | Weight |
| 78.4 | 77.7 | 66.1 | 77.0 | 89.3 | 80.3 | 87.5 | 76.3 | 93.6 | 86.1 | C.Y. 2008 |
| 64.5 | 64.5 | 53.6 | 53.3 | 77.2 | 74.7 | 70.6 | 61.3 | 72.9 | 74.6 | C.Y. 2009 |
| 58.9 | 58.6 | 53.9 | 57.5 | 77.9 | 75.8 | 71.3 | 59.9 | 72.9 | 78.1 | C.Y. 2010 |
| 60.2 | 54.6 | 47.5 | 60.6 | 83.5 | 73.0 | 74.4 | 59.6 | 77.2 | 82.1 | C.Y. 2011 |
| 56.9 | 49.2 | 45.5 | 57.6 | 77.9 | 73.2 | 72.3 | 56.5 | 75.3 | 80.6 | C.Y. 2012 |
| 59.9 | 58.4 | 53.1 | 58.8 | 79.9 | 75.4 | 72.3 | 60.6 | 74.2 | 79.1 | F.Y. 2010 |
| 58.8 | 54.5 | 47.5 | 60.5 | 82.5 | 72.9 | 74.5 | 58.2 | 77.9 | 82.4 | F.Y. 2011 |
| 52.0 | 50.1 | 49.2 | 57.6 | 77.6 | 66.5 | 69.2 | 55.5 | 71.7 | 76.3 | Jan. 2012 |
| 58.6 | 52.9 | 44.5 | 59.9 | 75.1 | 71.6 | 72.2 | 57.3 | 77.1 | 75.9 | Feb. |
| 58.8 | 53.1 | 46.3 | 60.8 | 80.9 | 73.4 | 77.8 | 55.0 | 83.8 | 86.6 | Mar. |
| 57.0 | 52.5 | 43.3 | 61.0 | 76.2 | 74.4 | 73.3 | 56.6 | 78.0 | 78.9 | Apr. |
| 54.6 | 51.9 | 47.6 | 56.9 | 72.8 | 72.5 | 73.0 | 58.0 | 75.7 | 81.0 | May |
| 55.0 | 53.9 | 51.9 | 60.8 | 73.7 | 77.9 | 74.0 | 56.6 | 76.2 | 84.8 | Jun. |
| 56.3 | 54.4 | 46.3 | 56.7 | 82.6 | 72.7 | 73.4 | 55.1 | 76.1 | 84.2 | Jul. |
| 53.4 | 53.7 | 38.5 | 52.7 | 70.1 | 69.9 | 66.1 | 49.9 | 68.4 | 75.7 | Aug. |
| 57.8 | 44.4 | 38.3 | 53.9 | 73.1 | 74.2 | 72.2 | 52.3 | 76.4 | 81.5 | Sep. |
| 60.9 | 42.5 | 47.2 | 59.2 | 90.5 | 73.1 | 72.6 | 59.9 | 73.2 | 82.6 | Oct. |
| 61.7 | 41.6 | 41.4 | 57.7 | 78.3 | 74.4 | 75.1 | 63.6 | 75.9 | 83.5 | Nov. |
| 56.1 | 39.6 | 51.3 | 53.5 | 83.7 | 78.0 | 69.2 | 57.9 | 70.7 | 76.2 | Dec. |
| 57.3 | 59.3 | 48.5 | 59.3 | 76.3 | 75.0 | 74.5 | 55.0 | 78.7 | 82.6 | Q1 2012 |
| 57.9 | 51.1 | 45.9 | 60.0 | 76.1 | 75.3 | 74.2 | 59.5 | 75.5 | 84.5 | Q2 |
| 55.1 | 47.1 | 43.2 | 55.1 | 75.6 | 72.8 | 71.1 | 55.8 | 74.0 | 79.0 | Q3 |
| 56.6 | 41.8 | 44.2 | 55.4 | 81.6 | 69.2 | 69.2 | 55.5 | 72.1 | 76.4 | Q4 |
| 55.2 | 60.8 | 57.6 | 59.5 | 79.3 | 74.0 | 74.6 | 56.9 | 76.7 | 83.5 | Jan. 2012 |
| 59.7 | 61.1 | 42.3 | 59.3 | 71.1 | 75.1 | 74.0 | 56.4 | 79.3 | 79.5 | Feb. |
| 56.9 | 56.0 | 45.5 | 59.0 | 78.6 | 75.9 | 74.9 | 51.8 | 80.0 | 84.9 | Mar. |
| 58.8 | 52.9 | 41.8 | 60.5 | 79.0 | 76.2 | 75.2 | 57.6 | 78.0 | 85.3 | Apr. |
| 58.6 | 51.5 | 47.6 | 58.8 | 74.3 | 74.6 | 75.3 | 63.1 | 76.2 | 85.2 | May |
| 56.4 | 48.8 | 48.2 | 60.8 | 75.1 | 75.1 | 72.1 | 57.7 | 72.4 | 83.1 | Jun. |
| 55.8 | 51.9 | 47.9 | 55.9 | 83.1 | 72.3 | 72.6 | 58.1 | 73.9 | 82.7 | Jul. |
| 54.4 | 48.3 | 41.0 | 54.8 | 71.3 | 73.1 | 69.5 | 55.7 | 72.5 | 76.4 | Aug. |
| 55.1 | 41.0 | 40.6 | 54.7 | 72.4 | 72.9 | 71.1 | 53.6 | 75.6 | 77.8 | Sep. |
| 56.9 | 41.0 | 47.2 | 57.0 | 89.0 | 72.3 | 69.0 | 55.6 | 71.6 | 76.3 | Oct. |
| 56.1 | 41.1 | 39.4 | 55.3 | 74.2 | 65.1 | 71.0 | 56.4 | 74.1 | 79.3 | Nov. |
| 56.7 | 43.4 | 46.1 | 53.9 | 81.6 | 70.3 | 67.5 | 54.5 | 70.6 | 73.6 | Dec. |

生産者出荷指数（続き） Indices of Producer's Shipments (continued)

原 指 数 Original Index

| 年 月 | 衣 類 | ニット製織物製下 | 織物製衣 | 着物 | 靴 | その他の | ふとん | タフト | 不織布 | ニット |
|-----------|---------|-----------------------------|---------------------------|-------------|---------|------------------------|-------|---------------------|-------------------|--------------|
| | Clothes | Knitted fabrics outer wears | Woven fabrics outer wears | Under wears | Hosiery | Other textile products | Futon | Tufted pile carpets | Nonwovens fabrics | Knit fabrics |
| ウェイト | 63.5 | 13.5 | 29.8 | 5.7 | 14.5 | 32.0 | 6.1 | 8.3 | 14.3 | 3.3 |
| 平成 20 年 | 86.7 | 84.5 | 84.6 | 93.9 | 90.4 | 95.1 | 64.0 | 101.1 | 104.7 | 95.9 |
| 21 | 78.6 | 74.1 | 74.0 | 100.7 | 83.5 | 81.4 | 64.0 | 84.5 | 89.0 | 72.5 |
| 22 | 77.9 | 79.1 | 72.4 | 88.3 | 83.8 | 85.5 | 61.7 | 83.6 | 97.6 | 82.0 |
| 23 | 74.8 | 78.2 | 68.5 | 86.4 | 80.2 | 83.1 | 58.8 | 81.0 | 95.5 | 80.0 |
| 24 | 74.3 | 78.1 | 68.6 | 82.6 | 79.3 | 84.9 | 57.9 | 82.3 | 98.9 | 80.9 |
| 平成 22 年度 | 77.1 | 79.3 | 71.1 | 88.7 | 82.9 | 85.3 | 61.9 | 82.8 | 97.4 | 82.1 |
| 23 | 74.9 | 78.2 | 68.6 | 85.5 | 80.5 | 83.8 | 58.9 | 81.1 | 96.8 | 80.6 |
| 平成 24年 1月 | 74.0 | 83.2 | 68.3 | 70.6 | 78.5 | 84.3 | 62.5 | 80.9 | 96.7 | 79.5 |
| 2月 | 87.6 | 109.4 | 82.6 | 83.6 | 79.0 | 85.1 | 58.7 | 82.7 | 98.2 | 83.2 |
| 3月 | 100.0 | 116.0 | 104.7 | 83.5 | 81.8 | 89.9 | 56.1 | 89.9 | 105.2 | 86.0 |
| 4月 | 94.6 | 105.7 | 96.0 | 87.4 | 84.3 | 87.3 | 49.8 | 95.1 | 99.6 | 83.4 |
| 5月 | 80.1 | 69.1 | 83.2 | 86.6 | 81.2 | 79.6 | 48.7 | 72.8 | 96.3 | 81.6 |
| 6月 | 69.8 | 65.8 | 65.9 | 86.4 | 75.2 | 80.6 | 44.5 | 79.0 | 95.9 | 85.0 |
| 7月 | 59.5 | 58.9 | 49.5 | 85.1 | 70.7 | 84.0 | 48.3 | 80.9 | 101.2 | 83.6 |
| 8月 | 61.8 | 64.7 | 48.3 | 85.0 | 77.6 | 80.7 | 54.6 | 73.5 | 96.6 | 78.3 |
| 9月 | 68.8 | 75.2 | 58.8 | 80.1 | 79.1 | 82.9 | 58.4 | 74.4 | 98.8 | 80.5 |
| 10月 | 68.5 | 70.7 | 57.6 | 89.2 | 80.8 | 89.6 | 69.0 | 90.8 | 99.2 | 82.9 |
| 11月 | 62.9 | 58.0 | 51.2 | 80.3 | 84.5 | 88.1 | 70.6 | 83.3 | 100.8 | 77.6 |
| 12月 | 64.1 | 60.0 | 57.2 | 73.6 | 78.4 | 87.2 | 73.6 | 84.2 | 98.8 | 69.3 |

季節調整済指数 Seasonal Adjustment Index

| | | | | | | | | | | |
|------------|------|------|------|------|------|------|------|------|-------|------|
| 平成 24年 I 期 | 76.3 | 76.8 | 70.4 | 88.1 | 82.2 | 87.4 | 60.5 | 82.8 | 102.0 | 84.7 |
| II 期 | 75.7 | 80.4 | 70.0 | 84.9 | 79.5 | 85.6 | 57.1 | 85.5 | 98.0 | 85.0 |
| III 期 | 73.2 | 80.0 | 66.5 | 82.6 | 78.4 | 83.7 | 56.4 | 81.4 | 97.7 | 80.7 |
| IV 期 | 71.5 | 74.9 | 66.7 | 75.1 | 77.1 | 81.7 | 56.5 | 79.6 | 96.2 | 72.6 |
| 平成 24年 1月 | 77.4 | 77.5 | 71.0 | 86.3 | 83.9 | 89.2 | 67.0 | 85.7 | 101.9 | 82.9 |
| 2月 | 76.1 | 74.8 | 70.3 | 91.9 | 84.1 | 84.8 | 56.8 | 79.5 | 99.7 | 83.3 |
| 3月 | 75.4 | 78.0 | 69.9 | 86.2 | 78.6 | 88.3 | 57.8 | 83.2 | 104.4 | 88.0 |
| 4月 | 75.4 | 80.5 | 70.7 | 84.3 | 77.4 | 87.8 | 57.3 | 89.0 | 100.6 | 87.1 |
| 5月 | 74.0 | 76.4 | 68.2 | 86.9 | 79.1 | 85.1 | 58.0 | 83.1 | 97.9 | 84.2 |
| 6月 | 77.8 | 84.3 | 71.2 | 83.5 | 82.0 | 83.9 | 56.0 | 84.3 | 95.5 | 83.8 |
| 7月 | 73.2 | 79.8 | 66.8 | 84.0 | 76.8 | 85.8 | 59.2 | 86.6 | 97.7 | 82.1 |
| 8月 | 72.9 | 76.0 | 65.0 | 83.7 | 81.1 | 83.3 | 57.9 | 79.6 | 97.3 | 80.3 |
| 9月 | 73.6 | 84.3 | 67.7 | 80.0 | 77.4 | 82.0 | 52.2 | 78.1 | 98.0 | 79.8 |
| 10月 | 71.5 | 77.0 | 65.3 | 79.5 | 75.4 | 79.9 | 53.0 | 77.5 | 94.1 | 77.2 |
| 11月 | 70.2 | 72.1 | 64.6 | 71.7 | 78.0 | 81.8 | 55.7 | 80.8 | 96.3 | 71.9 |
| 12月 | 72.9 | 75.5 | 70.3 | 74.1 | 78.0 | 83.5 | 60.7 | 80.5 | 98.1 | 68.8 |

(平成17年 = 100)
(2005 = 100)

| 皮革製品 工業 Leather products | 製革 | 革靴 | 家具工業 Furniture | 金属製 家具 Metal furniture | 金属製机 | 金属製いす | 金属製棚・ 保管庫類 | 流し・ガス・ 調理台 | Year and Month |
|---------------------------------------|---------|----------------------------|-----------------------|-------------------------------------|-------|-------|---------------|---------------|-------------------|
| | Leather | Leather boots and shoes | | | | | | | |
| 12.6 | 4.7 | 7.9 | 70.1 | 57.0 | 7.1 | 5.9 | 6.3 | 3.2 | Weight |
| 79.7 | 68.8 | 86.2 | 84.5 | 86.0 | 83.3 | 90.4 | 71.3 | 65.9 | C.Y. 2008 |
| 62.3 | 46.2 | 71.9 | 71.0 | 73.0 | 64.0 | 70.8 | 50.2 | 59.8 | C.Y. 2009 |
| 60.7 | 45.5 | 69.8 | 70.0 | 72.2 | 67.6 | 72.0 | 48.9 | 52.3 | C.Y. 2010 |
| 60.2 | 50.5 | 66.0 | 69.5 | 71.2 | 66.5 | 70.6 | 55.2 | 53.2 | C.Y. 2011 |
| 58.9 | 52.4 | 62.8 | 69.7 | 71.8 | 68.2 | 73.3 | 58.0 | 48.7 | C.Y. 2012 |
| 60.3 | 46.4 | 68.5 | 69.3 | 71.3 | 64.7 | 71.3 | 48.3 | 51.0 | F.Y. 2010 |
| 60.1 | 51.8 | 65.0 | 69.9 | 71.7 | 67.6 | 71.4 | 57.2 | 53.5 | F.Y. 2011 |
| 56.8 | 52.2 | 59.6 | 63.2 | 65.3 | 64.9 | 74.3 | 61.6 | 41.0 | Jan. 2012 |
| 65.4 | 54.3 | 72.0 | 77.8 | 81.6 | 82.3 | 108.5 | 67.8 | 52.6 | Feb. |
| 72.0 | 51.9 | 84.0 | 95.1 | 100.1 | 139.5 | 140.3 | 86.0 | 55.2 | Mar. |
| 64.1 | 57.6 | 67.9 | 69.0 | 69.4 | 78.1 | 78.2 | 60.7 | 47.2 | Apr. |
| 55.7 | 53.3 | 57.2 | 61.1 | 61.5 | 53.0 | 50.4 | 55.4 | 47.9 | May |
| 57.8 | 60.8 | 56.0 | 62.5 | 63.7 | 53.5 | 47.8 | 53.1 | 48.8 | Jun. |
| 58.0 | 59.3 | 57.3 | 66.9 | 68.9 | 55.2 | 54.2 | 52.0 | 51.1 | Jul. |
| 57.8 | 51.2 | 61.7 | 64.5 | 66.8 | 59.2 | 58.5 | 49.1 | 44.2 | Aug. |
| 59.6 | 55.5 | 62.0 | 68.7 | 71.0 | 53.8 | 62.2 | 58.4 | 46.7 | Sep. |
| 57.6 | 47.5 | 63.6 | 67.0 | 68.2 | 58.1 | 63.0 | 54.3 | 51.0 | Oct. |
| 53.1 | 45.0 | 57.9 | 71.5 | 73.8 | 58.3 | 73.0 | 49.5 | 52.3 | Nov. |
| 49.1 | 39.8 | 54.6 | 69.6 | 71.6 | 62.6 | 68.7 | 47.6 | 46.8 | Dec. |
| 58.9 | 55.1 | 61.9 | 69.6 | 71.9 | 67.0 | 73.8 | 58.2 | 49.2 | Q1 2012 |
| 62.3 | 57.4 | 64.9 | 68.5 | 69.7 | 66.4 | 70.3 | 61.1 | 49.8 | Q2 |
| 59.7 | 55.0 | 62.5 | 70.5 | 73.2 | 69.2 | 71.3 | 60.4 | 48.0 | Q3 |
| 54.3 | 43.0 | 61.0 | 70.4 | 73.1 | 77.1 | 82.1 | 53.1 | 47.6 | Q4 |
| 61.2 | 54.5 | 63.8 | 71.5 | 73.8 | 78.4 | 78.1 | 63.3 | 47.7 | Jan. 2012 |
| 57.1 | 59.2 | 58.2 | 70.5 | 73.7 | 65.2 | 78.5 | 55.2 | 49.0 | Feb. |
| 58.4 | 51.7 | 63.6 | 66.8 | 68.1 | 57.5 | 64.9 | 56.0 | 50.8 | Mar. |
| 61.8 | 58.2 | 64.5 | 68.7 | 70.1 | 59.4 | 69.3 | 56.2 | 49.3 | Apr. |
| 62.1 | 57.2 | 64.9 | 69.1 | 70.5 | 66.2 | 72.6 | 65.5 | 50.7 | May |
| 62.9 | 56.8 | 65.3 | 67.7 | 68.6 | 73.7 | 69.0 | 61.6 | 49.3 | Jun. |
| 59.9 | 54.2 | 63.6 | 70.0 | 72.2 | 70.8 | 66.7 | 60.8 | 50.1 | Jul. |
| 60.1 | 53.7 | 63.0 | 71.4 | 74.0 | 66.6 | 74.4 | 54.8 | 47.4 | Aug. |
| 59.1 | 57.0 | 61.0 | 70.1 | 73.3 | 70.3 | 72.9 | 65.6 | 46.4 | Sep. |
| 56.3 | 47.1 | 61.7 | 69.6 | 72.1 | 74.0 | 78.1 | 56.8 | 47.2 | Oct. |
| 55.3 | 43.5 | 62.7 | 71.6 | 74.9 | 78.4 | 94.0 | 52.7 | 47.6 | Nov. |
| 51.3 | 38.3 | 58.5 | 69.9 | 72.2 | 78.8 | 74.3 | 49.9 | 48.1 | Dec. |

生産者出荷指数（続き） Indices of Producer's Shipments (continued)

原 指 数 Original Index

| 年 月 | | システム キッチン | 金属製 間仕切り | 木製家具 | 木製棚 | 木製机・ テーブル | 木製いす | 木製ベッド |
|------|--------|---------------------------|--------------------|---------------------|-------------------|----------------------------|------------------|----------------|
| | | Metal kitchen units | Metal partition | Wooden furniture | Wooden shelves | Wooden desks and tables | Wooden chairs | Wooden beds |
| ウェイト | | 24.1 | 10.4 | 13.1 | 4.6 | 1.7 | 4.0 | 2.8 |
| 平成 | 20 年 | 92.1 | 86.2 | 78.1 | 74.3 | 75.8 | 82.3 | 79.6 |
| | 21 | 86.6 | 66.5 | 62.4 | 59.5 | 57.6 | 64.3 | 67.2 |
| | 22 | 82.9 | 70.9 | 60.4 | 57.8 | 58.8 | 64.6 | 59.7 |
| | 23 | 80.1 | 69.4 | 61.8 | 57.6 | 59.8 | 69.6 | 59.0 |
| | 24 | 80.9 | 68.0 | 60.6 | 50.2 | 60.2 | 71.2 | 62.8 |
| 平成 | 22 年度 | 82.1 | 71.0 | 60.2 | 57.7 | 58.6 | 65.6 | 57.7 |
| | 23 | 80.3 | 69.2 | 61.8 | 56.4 | 58.9 | 70.3 | 60.2 |
| 平成 | 24年 1月 | 72.5 | 53.3 | 54.1 | 47.0 | 59.2 | 61.6 | 51.9 |
| | 2月 | 84.5 | 76.6 | 61.1 | 55.2 | 66.9 | 67.3 | 58.6 |
| | 3月 | 84.3 | 109.5 | 73.3 | 61.3 | 76.7 | 82.5 | 78.0 |
| | 4月 | 71.9 | 64.9 | 67.0 | 55.4 | 70.9 | 75.3 | 71.8 |
| | 5月 | 67.0 | 68.9 | 59.0 | 54.2 | 52.2 | 65.3 | 61.9 |
| | 6月 | 78.0 | 57.4 | 57.6 | 50.0 | 54.5 | 67.4 | 57.9 |
| | 7月 | 82.6 | 70.4 | 58.1 | 50.5 | 52.0 | 69.4 | 58.3 |
| | 8月 | 78.7 | 66.9 | 54.5 | 44.9 | 46.8 | 66.0 | 58.6 |
| | 9月 | 83.5 | 73.8 | 58.8 | 45.7 | 58.1 | 73.8 | 59.4 |
| | 10月 | 84.7 | 53.6 | 61.5 | 46.5 | 65.1 | 75.4 | 63.9 |
| | 11月 | 94.4 | 58.7 | 61.2 | 45.4 | 61.3 | 74.9 | 67.3 |
| | 12月 | 88.4 | 62.4 | 61.0 | 46.0 | 59.2 | 75.5 | 65.9 |

季節調整済指数 Seasonal Adjustment Index

| | | | | | | | | | |
|----|-----|-------|------|------|------|------|------|------|------|
| 平成 | 24年 | I 期 | 79.7 | 74.7 | 60.0 | 52.9 | 55.3 | 70.8 | 60.2 |
| | | II 期 | 77.4 | 66.3 | 63.5 | 55.1 | 68.7 | 71.8 | 63.2 |
| | | III 期 | 83.3 | 72.5 | 59.5 | 48.8 | 61.0 | 69.5 | 62.9 |
| | | IV 期 | 82.7 | 64.3 | 58.2 | 43.2 | 57.2 | 71.4 | 64.4 |
| 平成 | 24年 | 1月 | 78.2 | 77.1 | 60.9 | 51.6 | 56.3 | 73.5 | 61.0 |
| | | 2月 | 82.2 | 80.0 | 58.2 | 50.7 | 53.0 | 67.6 | 60.5 |
| | | 3月 | 78.8 | 67.0 | 60.8 | 56.4 | 56.5 | 71.2 | 59.1 |
| | | 4月 | 78.6 | 66.3 | 63.7 | 53.4 | 71.4 | 74.0 | 62.3 |
| | | 5月 | 74.4 | 76.7 | 63.5 | 58.8 | 63.9 | 68.7 | 63.2 |
| | | 6月 | 79.2 | 55.9 | 63.4 | 53.1 | 70.7 | 72.7 | 64.1 |
| | | 7月 | 79.5 | 78.2 | 61.0 | 52.0 | 67.5 | 69.3 | 61.6 |
| | | 8月 | 87.5 | 70.3 | 60.3 | 49.3 | 58.8 | 69.4 | 67.1 |
| | | 9月 | 82.8 | 68.9 | 57.2 | 45.1 | 56.6 | 69.8 | 60.1 |
| | | 10月 | 79.7 | 65.5 | 58.6 | 44.1 | 61.2 | 71.2 | 60.8 |
| | | 11月 | 83.0 | 67.6 | 57.0 | 41.0 | 56.9 | 70.0 | 66.5 |
| | | 12月 | 85.3 | 59.9 | 58.9 | 44.5 | 53.4 | 73.0 | 65.9 |

(平成17年 = 100)
(2005 = 100)

| 楽器 Musical instruments | ピアノ | | 管楽器 Wind instruments | 文具 Stationery | シャープ ペンシル Mechanical pencils | ボール ペン Ballpoint pens | マーキング ペン Marking pens | 玩具 Toys | 電子・電動 玩具 Electronic and electric toys | プラスチック モデル Plastic models | Year and Month |
|---------------------------|-------|------|-------------------------|------------------|------------------------------------|-----------------------------|-----------------------------|------------|---|---------------------------------|----------------|
| | ピアノ | 管楽器 | | | | | | | | | |
| 8.8 | 5.8 | 3.0 | 16.0 | 2.2 | 8.5 | 5.3 | 13.0 | 10.4 | 2.6 | Weight | |
| 106.7 | 113.5 | 93.6 | 106.5 | 85.0 | 114.0 | 103.5 | 167.9 | 186.3 | 94.4 | C.Y. 2008 | |
| 84.3 | 84.2 | 84.6 | 90.7 | 73.7 | 97.3 | 87.4 | 32.4 | 15.0 | 101.8 | C.Y. 2009 | |
| 86.4 | 89.0 | 81.2 | 102.1 | 77.3 | 112.1 | 96.2 | 24.6 | 9.8 | 83.8 | C.Y. 2010 | |
| 84.1 | 92.6 | 67.6 | 103.3 | 75.6 | 114.4 | 97.1 | 26.5 | 9.2 | 95.5 | C.Y. 2011 | |
| 77.9 | 84.5 | 65.1 | 104.5 | 71.6 | 117.4 | 97.4 | 27.2 | 9.8 | 96.6 | C.Y. 2012 | |
| 84.9 | 89.5 | 76.0 | 104.3 | 77.1 | 116.2 | 96.4 | 25.2 | 10.3 | 84.9 | F.Y. 2010 | |
| 83.8 | 91.8 | 68.2 | 103.5 | 75.3 | 115.1 | 96.8 | 27.1 | 9.3 | 98.3 | F.Y. 2011 | |
| 66.0 | 72.7 | 53.0 | 95.4 | 69.2 | 109.7 | 83.4 | 26.4 | 9.6 | 93.5 | Jan. 2012 | |
| 76.7 | 84.8 | 61.0 | 107.0 | 86.5 | 120.0 | 94.7 | 26.3 | 9.2 | 94.9 | Feb. | |
| 83.9 | 94.3 | 63.7 | 116.6 | 89.6 | 131.1 | 104.5 | 29.0 | 11.3 | 99.6 | Mar. | |
| 82.2 | 87.9 | 71.1 | 109.9 | 81.0 | 121.5 | 103.2 | 28.2 | 9.2 | 104.1 | Apr. | |
| 85.8 | 85.1 | 87.2 | 102.6 | 69.7 | 122.1 | 85.0 | 29.3 | 11.3 | 101.1 | May | |
| 93.7 | 100.8 | 80.1 | 107.0 | 72.2 | 118.2 | 103.6 | 27.6 | 10.0 | 97.9 | Jun. | |
| 84.5 | 90.4 | 73.2 | 100.9 | 58.4 | 113.7 | 97.9 | 33.1 | 9.5 | 127.5 | Jul. | |
| 68.9 | 75.3 | 56.4 | 90.4 | 54.6 | 104.2 | 83.1 | 23.9 | 10.2 | 78.7 | Aug. | |
| 68.4 | 77.5 | 50.8 | 102.3 | 65.8 | 116.2 | 95.1 | 24.8 | 9.6 | 85.4 | Sep. | |
| 71.4 | 75.7 | 63.1 | 110.4 | 68.7 | 123.1 | 107.3 | 26.5 | 9.0 | 96.7 | Oct. | |
| 75.5 | 84.3 | 58.6 | 104.6 | 77.4 | 118.4 | 93.7 | 24.7 | 9.1 | 87.1 | Nov. | |
| 77.7 | 85.1 | 63.4 | 106.9 | 66.2 | 110.8 | 117.6 | 26.3 | 9.9 | 92.1 | Dec. | |
| 80.9 | 87.0 | 70.8 | 104.5 | 77.1 | 121.5 | 92.1 | 33.5 | 13.9 | 95.7 | Q1 2012 | |
| 78.1 | 89.8 | 58.9 | 102.7 | 66.2 | 114.8 | 99.3 | 31.2 | 11.7 | 104.2 | Q2 | |
| 72.3 | 76.9 | 63.3 | 103.6 | 67.9 | 118.1 | 94.6 | 24.6 | 8.7 | 93.3 | Q3 | |
| 78.6 | 79.5 | 76.3 | 104.6 | 75.6 | 114.4 | 99.6 | 22.1 | 7.2 | 86.4 | Q4 | |
| 79.6 | 85.9 | 64.0 | 107.5 | 75.6 | 125.9 | 90.9 | 39.8 | 14.3 | 127.0 | Jan. 2012 | |
| 77.8 | 80.1 | 79.4 | 101.6 | 80.9 | 118.0 | 93.1 | 28.9 | 11.9 | 70.3 | Feb. | |
| 85.3 | 95.0 | 69.0 | 104.5 | 74.8 | 120.7 | 92.3 | 31.7 | 15.6 | 89.7 | Mar. | |
| 76.3 | 88.9 | 56.4 | 105.1 | 70.2 | 117.6 | 100.9 | 33.8 | 13.3 | 111.3 | Apr. | |
| 78.9 | 89.0 | 62.7 | 101.0 | 63.2 | 117.1 | 91.8 | 28.9 | 10.4 | 98.3 | May | |
| 79.2 | 91.6 | 57.5 | 102.1 | 65.1 | 109.6 | 105.3 | 30.9 | 11.5 | 102.9 | Jun. | |
| 74.6 | 80.0 | 64.4 | 103.6 | 63.4 | 115.7 | 100.0 | 27.1 | 9.5 | 105.8 | Jul. | |
| 72.6 | 77.7 | 65.3 | 100.5 | 64.8 | 116.6 | 90.3 | 24.2 | 8.4 | 83.5 | Aug. | |
| 69.6 | 73.1 | 60.1 | 106.6 | 75.6 | 122.1 | 93.6 | 22.4 | 8.3 | 90.6 | Sep. | |
| 73.6 | 73.4 | 75.2 | 104.8 | 71.3 | 118.5 | 96.9 | 21.1 | 6.4 | 88.9 | Oct. | |
| 78.2 | 77.8 | 75.7 | 102.8 | 84.6 | 111.4 | 95.7 | 19.7 | 6.6 | 77.0 | Nov. | |
| 84.1 | 87.3 | 78.0 | 106.1 | 70.8 | 113.3 | 106.2 | 25.5 | 8.7 | 93.4 | Dec. | |

(3)生産者製品在庫指数 Indices of Producer's Inventory of Finished Goods

原指数 Original Index

| 年 月 | 鉱工業 | 繊維工業 | 化学繊維 | 合成繊維 (長繊維) | 合成繊維 (短繊維) | 紡績 | 綿糸 | 毛糸 | 合成繊維 紡績糸 | 織物 |
|-----------|-------------------------------------|----------|--------------------|-----------------------------------|---------------------------------|--------------|----------------|-----------------|-------------------------|------------------|
| | Mining and manufac- turing | Textiles | Man-made fibers | Synthetic fibers (Filament) | Synthetic fibers (Staple) | Spun yarn | Cotton yarn | Woollen yarn | Synthetic fiber yarn | Woven fabrics |
| ウェイト | 10,000.0 | 422.3 | 71.4 | 43.7 | 27.7 | 27.9 | 9.3 | 11.8 | 6.8 | 82.9 |
| 平成 20 年末 | 109.0 | 97.7 | 106.0 | 103.7 | 109.5 | 81.8 | 60.3 | 96.1 | 86.2 | 81.2 |
| 21 | 93.1 | 84.8 | 80.0 | 73.2 | 90.6 | 65.8 | 44.1 | 77.6 | 75.0 | 67.2 |
| 22 | 96.6 | 77.5 | 71.5 | 64.3 | 82.8 | 36.9 | 25.9 | 36.4 | 53.0 | 67.6 |
| 23 | 100.3 | 80.1 | 76.8 | 65.7 | 94.3 | 40.7 | 32.2 | 39.6 | 54.1 | 69.2 |
| 24 | 103.8 | 82.2 | 73.8 | 65.3 | 87.1 | 45.7 | 33.1 | 42.3 | 68.7 | 74.6 |
| 平成 22 年度末 | 93.0 | 70.8 | 66.8 | 62.3 | 73.9 | 35.9 | 26.0 | 38.5 | 45.0 | 66.4 |
| 23 | 101.9 | 73.3 | 68.0 | 57.7 | 84.3 | 43.1 | 32.0 | 43.2 | 58.1 | 70.2 |
| 平成 24年 1月 | 106.9 | 80.1 | 78.7 | 68.9 | 94.2 | 41.7 | 32.1 | 41.4 | 55.4 | 69.8 |
| 2月 | 107.1 | 78.0 | 76.8 | 66.4 | 93.2 | 43.2 | 32.8 | 42.0 | 59.4 | 70.2 |
| 3月 | 101.9 | 73.3 | 68.0 | 57.7 | 84.3 | 43.1 | 32.0 | 43.2 | 58.1 | 70.2 |
| 4月 | 104.7 | 72.2 | 72.0 | 62.1 | 87.5 | 42.7 | 31.4 | 42.0 | 59.5 | 69.8 |
| 5月 | 107.7 | 72.1 | 75.4 | 65.8 | 90.5 | 42.7 | 30.8 | 42.2 | 59.9 | 70.5 |
| 6月 | 107.0 | 72.9 | 75.5 | 66.1 | 90.3 | 42.7 | 31.3 | 40.7 | 61.7 | 71.9 |
| 7月 | 110.7 | 75.8 | 79.1 | 68.5 | 95.7 | 43.1 | 32.0 | 40.2 | 63.2 | 73.6 |
| 8月 | 110.2 | 78.1 | 81.9 | 71.7 | 97.9 | 42.4 | 32.3 | 38.3 | 63.2 | 72.8 |
| 9月 | 105.8 | 77.7 | 75.1 | 67.8 | 86.6 | 43.0 | 32.0 | 39.3 | 64.3 | 73.4 |
| 10月 | 109.5 | 80.0 | 76.2 | 67.9 | 89.3 | 44.2 | 33.1 | 40.6 | 65.6 | 74.1 |
| 11月 | 110.7 | 81.2 | 75.3 | 68.0 | 86.8 | 44.9 | 32.1 | 41.6 | 68.3 | 74.2 |
| 12月 | 103.8 | 82.2 | 73.8 | 65.3 | 87.1 | 45.7 | 33.1 | 42.3 | 68.7 | 74.6 |

季節調整済指数 Seasonal Adjustment Index

| | | | | | | | | | | |
|-------------|-------|------|------|------|------|------|------|------|------|------|
| 平成 24年 I 期末 | 107.5 | 75.5 | 72.8 | 60.3 | 93.1 | 41.4 | 31.4 | 40.7 | 56.5 | 71.3 |
| II 期末 | 107.5 | 76.5 | 76.8 | 67.6 | 91.5 | 42.7 | 30.9 | 40.7 | 62.8 | 72.0 |
| III 期末 | 107.8 | 77.4 | 76.0 | 68.2 | 88.2 | 44.7 | 31.4 | 41.9 | 66.9 | 72.2 |
| IV 期末 | 105.1 | 77.7 | 72.4 | 64.8 | 84.1 | 46.7 | 34.8 | 42.8 | 68.0 | 74.3 |
| 平成 24年 1月 | 103.6 | 75.3 | 74.9 | 65.8 | 89.1 | 41.0 | 32.6 | 39.9 | 54.6 | 70.4 |
| 2月 | 103.1 | 75.6 | 74.5 | 63.9 | 91.7 | 41.3 | 32.5 | 39.2 | 57.3 | 71.0 |
| 3月 | 107.5 | 75.5 | 72.8 | 60.3 | 93.1 | 41.4 | 31.4 | 40.7 | 56.5 | 71.3 |
| 4月 | 109.6 | 75.8 | 75.8 | 64.7 | 93.6 | 41.2 | 30.4 | 40.2 | 58.2 | 70.9 |
| 5月 | 108.8 | 76.5 | 75.8 | 65.9 | 91.5 | 42.1 | 30.1 | 41.6 | 60.0 | 70.9 |
| 6月 | 107.5 | 76.5 | 76.8 | 67.6 | 91.5 | 42.7 | 30.9 | 40.7 | 62.8 | 72.0 |
| 7月 | 110.6 | 77.9 | 78.7 | 68.4 | 94.8 | 43.2 | 31.7 | 40.7 | 63.8 | 72.6 |
| 8月 | 108.8 | 77.9 | 77.5 | 67.7 | 92.4 | 43.0 | 32.6 | 39.0 | 64.3 | 71.9 |
| 9月 | 107.8 | 77.4 | 76.0 | 68.2 | 88.2 | 44.7 | 31.4 | 41.9 | 66.9 | 72.2 |
| 10月 | 107.7 | 79.1 | 76.6 | 69.1 | 88.2 | 46.3 | 33.9 | 44.0 | 66.9 | 73.4 |
| 11月 | 106.4 | 78.4 | 75.5 | 69.3 | 85.6 | 46.6 | 33.3 | 44.0 | 68.9 | 74.2 |
| 12月 | 105.1 | 77.7 | 72.4 | 64.8 | 84.1 | 46.7 | 34.8 | 42.8 | 68.0 | 74.3 |

(平成17年 = 100)

(2005 = 100)

| 綿織物 Cotton fabrics | 毛織物 Woollen fabrics | 絹・絹紡織物 Silk and spun silk fabrics | 合成繊維織物 (長繊維) Synthetic fiber fabrics (Filament) | 合成繊維織物 (短繊維) Synthetic fiber fabrics (Staple) | タオル地 Towel cloth | 染色整理 Dyeing and Finishing processes | 綿織物 染色整理 Cotton fabrics | 合成繊維織物 染色整理 Synthetic fiber fabrics | ニット生地 染色整理 Knit fabrics | Year and Month |
|-----------------------|------------------------|--------------------------------------|---|---|---------------------|--|-------------------------------|---|-------------------------------|----------------|
| 19.9 | 12.7 | 14.7 | 15.8 | 9.2 | 10.6 | 23.9 | 3.0 | 12.7 | 8.2 | Weight |
| 57.9 | 72.9 | 92.1 | 91.5 | 93.5 | 93.9 | 80.9 | 59.4 | 73.3 | 100.5 | C.Y. 2008 |
| 44.4 | 49.3 | 82.8 | 70.4 | 80.9 | 93.1 | 67.4 | 42.8 | 63.1 | 83.2 | C.Y. 2009 |
| 40.3 | 52.6 | 85.3 | 73.8 | 78.9 | 92.9 | 65.4 | 37.5 | 62.0 | 80.9 | C.Y. 2010 |
| 40.4 | 34.7 | 86.8 | 86.3 | 86.3 | 100.2 | 69.5 | 43.8 | 68.8 | 80.1 | C.Y. 2011 |
| 45.6 | 33.2 | 82.8 | 105.4 | 103.4 | 96.3 | 65.9 | 38.4 | 70.4 | 68.9 | C.Y. 2012 |
| 39.4 | 48.9 | 82.8 | 73.4 | 75.2 | 97.3 | 67.3 | 41.6 | 62.9 | 83.5 | F.Y. 2010 |
| 39.0 | 35.7 | 83.2 | 95.3 | 82.2 | 104.2 | 68.2 | 45.8 | 69.3 | 74.8 | F.Y. 2011 |
| 40.7 | 35.5 | 84.7 | 88.6 | 85.7 | 102.9 | 70.5 | 39.5 | 72.0 | 79.4 | Jan. 2012 |
| 40.9 | 35.5 | 84.1 | 91.3 | 83.8 | 103.9 | 71.8 | 37.2 | 74.1 | 80.8 | Feb. |
| 39.0 | 35.7 | 83.2 | 95.3 | 82.2 | 104.2 | 68.2 | 45.8 | 69.3 | 74.8 | Mar. |
| 39.8 | 34.6 | 83.5 | 91.3 | 84.2 | 105.1 | 69.1 | 47.9 | 70.6 | 74.4 | Apr. |
| 39.5 | 35.9 | 83.2 | 93.7 | 85.4 | 105.1 | 68.9 | 43.9 | 71.6 | 74.0 | May |
| 41.0 | 36.5 | 82.2 | 97.1 | 91.8 | 103.3 | 68.7 | 41.8 | 72.1 | 73.2 | Jun. |
| 43.2 | 37.2 | 82.4 | 101.1 | 94.2 | 103.4 | 67.4 | 37.7 | 70.6 | 73.2 | Jul. |
| 44.5 | 29.6 | 83.2 | 100.3 | 98.4 | 100.0 | 69.6 | 36.5 | 73.2 | 76.2 | Aug. |
| 44.2 | 31.2 | 83.2 | 101.5 | 102.0 | 98.5 | 66.1 | 40.0 | 68.2 | 72.3 | Sep. |
| 45.5 | 34.3 | 83.1 | 101.5 | 99.0 | 100.2 | 67.2 | 42.7 | 69.6 | 72.4 | Oct. |
| 44.9 | 33.9 | 84.9 | 100.6 | 102.3 | 98.9 | 64.9 | 40.8 | 67.8 | 69.3 | Nov. |
| 45.6 | 33.2 | 82.8 | 105.4 | 103.4 | 96.3 | 65.9 | 38.4 | 70.4 | 68.9 | Dec. |
| 40.6 | 37.5 | 84.1 | 94.2 | 83.3 | 103.6 | 70.2 | 48.2 | 69.5 | 79.9 | Q1 2012 |
| 40.6 | 37.0 | 82.3 | 98.0 | 90.7 | 103.9 | 68.1 | 43.0 | 72.3 | 70.5 | Q2 |
| 43.4 | 29.9 | 82.0 | 101.1 | 100.7 | 98.4 | 66.6 | 40.2 | 69.8 | 71.8 | Q3 |
| 46.2 | 32.4 | 82.6 | 104.7 | 102.9 | 98.0 | 66.6 | 36.7 | 70.5 | 71.4 | Q4 |
| 41.0 | 36.2 | 86.4 | 88.9 | 86.7 | 102.5 | 70.3 | 36.8 | 70.5 | 80.9 | Jan. 2012 |
| 41.4 | 36.8 | 85.6 | 91.3 | 84.0 | 102.7 | 70.9 | 35.3 | 72.1 | 81.6 | Feb. |
| 40.6 | 37.5 | 84.1 | 94.2 | 83.3 | 103.6 | 70.2 | 48.2 | 69.5 | 79.9 | Mar. |
| 40.6 | 37.8 | 84.4 | 89.4 | 85.9 | 104.2 | 68.8 | 48.7 | 70.3 | 74.2 | Apr. |
| 39.6 | 36.0 | 83.8 | 94.1 | 86.5 | 104.4 | 68.6 | 45.5 | 70.7 | 73.6 | May |
| 40.6 | 37.0 | 82.3 | 98.0 | 90.7 | 103.9 | 68.1 | 43.0 | 72.3 | 70.5 | Jun. |
| 41.5 | 35.8 | 81.6 | 101.9 | 93.0 | 103.8 | 65.5 | 38.3 | 70.3 | 68.6 | Jul. |
| 42.9 | 28.4 | 82.7 | 100.9 | 96.7 | 101.2 | 67.8 | 37.8 | 72.4 | 72.3 | Aug. |
| 43.4 | 29.9 | 82.0 | 101.1 | 100.7 | 98.4 | 66.6 | 40.2 | 69.8 | 71.8 | Sep. |
| 45.5 | 33.1 | 81.7 | 101.9 | 99.0 | 99.1 | 69.3 | 42.6 | 72.5 | 74.1 | Oct. |
| 45.5 | 33.6 | 83.7 | 101.4 | 102.4 | 99.9 | 66.0 | 40.6 | 68.6 | 71.1 | Nov. |
| 46.2 | 32.4 | 82.6 | 104.7 | 102.9 | 98.0 | 66.6 | 36.7 | 70.5 | 71.4 | Dec. |

生産者製品在庫指数（続き） Indices of Producer's Inventory of Finished Goods (continued)

原 指 数 Original Index

| 年 月 | 衣 類 | ニット製織物製下 | 織物製衣 | 着靴 | 靴 | そ の 他 の | ふ と ん | タフテッド | 不 織 布 | ニ ッ ト |
|-----------|---------|-----------------------------|---------------------------|-------------|---------|------------------------|-------|---------------------|-------------------|--------------|
| | Clothes | Knitted fabrics outer wears | Woven fabrics outer wears | Under wears | Hosiery | Other textile products | Futon | Tufted pile carpets | Nonwovens fabrics | Knit fabrics |
| ウェイト | 174.3 | 30.8 | 96.5 | 6.2 | 40.8 | 41.9 | 3.4 | 9.2 | 25.2 | 4.1 |
| 平成 20 年末 | 106.2 | 126.0 | 108.1 | 86.7 | 89.8 | 100.6 | 80.1 | 90.7 | 108.5 | 91.7 |
| 21 | 99.8 | 113.3 | 102.2 | 82.6 | 86.4 | 88.4 | 73.4 | 75.0 | 96.6 | 80.2 |
| 22 | 90.5 | 97.0 | 93.4 | 71.2 | 81.5 | 87.0 | 73.5 | 66.2 | 96.7 | 85.0 |
| 23 | 90.6 | 101.6 | 95.7 | 65.6 | 73.9 | 95.6 | 80.8 | 69.2 | 108.8 | 85.5 |
| 24 | 94.2 | 97.8 | 101.9 | 110.0 | 70.8 | 95.1 | 75.8 | 67.1 | 110.4 | 80.1 |
| 平成 22 年度末 | 76.2 | 70.2 | 76.8 | 75.5 | 79.6 | 88.4 | 75.5 | 76.0 | 95.2 | 85.1 |
| 23 | 76.9 | 61.2 | 82.6 | 93.7 | 72.8 | 96.0 | 78.9 | 77.3 | 108.6 | 74.6 |
| 平成 24年 1月 | 89.2 | 92.8 | 96.5 | 75.2 | 71.5 | 95.7 | 79.3 | 66.7 | 110.4 | 83.6 |
| 2月 | 84.1 | 76.9 | 90.9 | 81.4 | 73.8 | 97.1 | 81.1 | 74.0 | 110.1 | 82.2 |
| 3月 | 76.9 | 61.2 | 82.6 | 93.7 | 72.8 | 96.0 | 78.9 | 77.3 | 108.6 | 74.6 |
| 4月 | 72.6 | 49.2 | 78.9 | 95.0 | 72.1 | 96.5 | 80.2 | 69.9 | 110.4 | 83.8 |
| 5月 | 70.7 | 49.3 | 74.9 | 98.7 | 72.5 | 97.4 | 80.1 | 71.7 | 111.5 | 83.2 |
| 6月 | 70.8 | 53.0 | 74.6 | 100.8 | 70.9 | 101.1 | 80.0 | 79.3 | 114.8 | 83.0 |
| 7月 | 75.8 | 63.4 | 79.7 | 106.1 | 71.4 | 101.4 | 79.8 | 81.4 | 114.3 | 85.0 |
| 8月 | 80.5 | 66.1 | 87.6 | 108.2 | 70.3 | 100.7 | 78.4 | 81.8 | 113.3 | 83.7 |
| 9月 | 82.5 | 69.0 | 90.0 | 109.8 | 70.8 | 100.8 | 80.2 | 85.6 | 112.2 | 81.6 |
| 10月 | 87.3 | 77.2 | 95.8 | 106.6 | 72.0 | 98.7 | 77.1 | 75.0 | 113.1 | 81.4 |
| 11月 | 91.0 | 86.6 | 99.4 | 104.3 | 72.6 | 97.8 | 77.1 | 70.9 | 113.0 | 81.4 |
| 12月 | 94.2 | 97.8 | 101.9 | 110.0 | 70.8 | 95.1 | 75.8 | 67.1 | 110.4 | 80.1 |

季節調整済指数 Seasonal Adjustment Index

| | | | | | | | | | | |
|-------------|------|------|------|-------|------|------|------|------|-------|------|
| 平成 24年 I 期末 | 79.9 | 70.7 | 85.4 | 91.9 | 71.6 | 96.8 | 82.0 | 80.0 | 108.3 | 73.8 |
| II 期末 | 79.4 | 65.7 | 86.8 | 92.6 | 71.4 | 99.5 | 83.2 | 75.5 | 113.9 | 82.9 |
| III 期末 | 81.9 | 66.5 | 89.4 | 106.1 | 71.5 | 98.7 | 75.8 | 73.4 | 114.3 | 82.0 |
| IV 期末 | 83.0 | 75.7 | 88.4 | 131.1 | 70.3 | 98.1 | 76.3 | 74.8 | 111.6 | 81.0 |
| 平成 24年 1月 | 79.0 | 74.3 | 83.6 | 80.0 | 71.2 | 96.9 | 79.1 | 71.1 | 110.3 | 84.6 |
| 2月 | 79.3 | 70.1 | 84.6 | 82.7 | 72.9 | 97.5 | 82.7 | 75.8 | 110.0 | 81.9 |
| 3月 | 79.9 | 70.7 | 85.4 | 91.9 | 71.6 | 96.8 | 82.0 | 80.0 | 108.3 | 73.8 |
| 4月 | 79.4 | 65.6 | 86.3 | 92.4 | 73.0 | 98.2 | 81.2 | 77.2 | 110.4 | 81.8 |
| 5月 | 81.1 | 65.4 | 88.3 | 94.0 | 73.1 | 97.5 | 83.1 | 75.8 | 110.1 | 82.4 |
| 6月 | 79.4 | 65.7 | 86.8 | 92.6 | 71.4 | 99.5 | 83.2 | 75.5 | 113.9 | 82.9 |
| 7月 | 81.8 | 71.2 | 89.1 | 94.2 | 71.7 | 99.6 | 80.6 | 75.9 | 113.2 | 85.3 |
| 8月 | 82.9 | 69.6 | 90.3 | 101.1 | 71.8 | 98.6 | 75.7 | 73.1 | 113.5 | 83.8 |
| 9月 | 81.9 | 66.5 | 89.4 | 106.1 | 71.5 | 98.7 | 75.8 | 73.4 | 114.3 | 82.0 |
| 10月 | 84.0 | 70.5 | 90.9 | 112.6 | 71.7 | 98.1 | 74.8 | 74.7 | 113.5 | 81.2 |
| 11月 | 83.3 | 71.9 | 89.5 | 120.1 | 71.6 | 99.0 | 75.0 | 74.3 | 113.1 | 82.9 |
| 12月 | 83.0 | 75.7 | 88.4 | 131.1 | 70.3 | 98.1 | 76.3 | 74.8 | 111.6 | 81.0 |

(平成17年 = 100)
(2005 = 100)

| 皮革製品 工業 Leather products | 皮革 | | 家具工業 Furniture | 金属製 家具 Metal furniture | 金属製机 | 金属製いす | 金属製棚・ 保管庫類 | 流し・ガス・ 調理台 | Year and Month |
|---------------------------------------|-------|------|-----------------------|-------------------------------------|-------|-------|---------------|---------------|-------------------|
| | 製革 | 革靴 | | | | | | | |
| 35.5 | 13.8 | 21.7 | 131.2 | 93.0 | 18.2 | 9.2 | 15.4 | 6.4 | Weight |
| 95.3 | 100.7 | 91.9 | 81.3 | 82.8 | 130.6 | 119.0 | 90.1 | 108.1 | C.Y. 2008 |
| 97.1 | 130.0 | 76.1 | 78.0 | 82.2 | 112.8 | 110.0 | 80.3 | 169.3 | C.Y. 2009 |
| 84.0 | 110.8 | 66.9 | 73.7 | 80.4 | 117.9 | 97.3 | 75.5 | 170.8 | C.Y. 2010 |
| 80.9 | 97.0 | 70.6 | 79.8 | 89.1 | 136.5 | 116.1 | 76.4 | 180.6 | C.Y. 2011 |
| 83.3 | 105.4 | 69.3 | 81.9 | 92.1 | 142.9 | 123.8 | 73.5 | 177.6 | C.Y. 2012 |
| 76.5 | 109.4 | 55.5 | 73.2 | 79.3 | 130.3 | 89.4 | 73.7 | 171.6 | F.Y. 2010 |
| 73.8 | 101.7 | 56.1 | 72.2 | 78.9 | 127.7 | 80.4 | 67.9 | 192.4 | F.Y. 2011 |
| 81.7 | 94.7 | 73.5 | 84.6 | 94.9 | 147.9 | 128.2 | 78.1 | 196.5 | Jan. 2012 |
| 80.6 | 99.7 | 68.5 | 85.4 | 96.3 | 158.5 | 113.9 | 79.4 | 206.9 | Feb. |
| 73.8 | 101.7 | 56.1 | 72.2 | 78.9 | 127.7 | 80.4 | 67.9 | 192.4 | Mar. |
| 74.5 | 103.5 | 56.1 | 71.8 | 79.1 | 120.9 | 81.0 | 67.9 | 197.2 | Apr. |
| 75.5 | 102.0 | 58.7 | 72.3 | 79.9 | 122.8 | 80.8 | 68.6 | 213.9 | May |
| 75.9 | 103.8 | 58.1 | 75.3 | 84.2 | 124.6 | 84.1 | 71.8 | 230.8 | Jun. |
| 80.5 | 107.8 | 63.2 | 76.0 | 85.0 | 129.0 | 92.4 | 79.3 | 223.5 | Jul. |
| 80.7 | 106.0 | 64.6 | 74.7 | 82.8 | 124.1 | 87.1 | 74.4 | 216.1 | Aug. |
| 80.2 | 104.9 | 64.5 | 72.1 | 79.1 | 122.2 | 88.0 | 68.4 | 201.0 | Sep. |
| 81.5 | 106.7 | 65.5 | 76.8 | 84.9 | 124.7 | 95.8 | 69.0 | 204.4 | Oct. |
| 82.3 | 106.2 | 67.1 | 81.6 | 91.5 | 136.4 | 108.8 | 74.6 | 198.7 | Nov. |
| 83.3 | 105.4 | 69.3 | 81.9 | 92.1 | 142.9 | 123.8 | 73.5 | 177.6 | Dec. |
| 78.7 | 103.5 | 62.2 | 78.4 | 87.4 | 137.9 | 97.2 | 71.7 | 205.8 | Q1 2012 |
| 77.2 | 104.1 | 59.8 | 77.9 | 88.2 | 128.4 | 92.5 | 72.8 | 224.0 | Q2 |
| 78.7 | 104.3 | 62.8 | 74.6 | 82.6 | 132.9 | 93.0 | 70.0 | 208.3 | Q3 |
| 81.0 | 105.8 | 65.5 | 80.2 | 89.4 | 134.2 | 107.0 | 71.2 | 189.6 | Q4 |
| 77.6 | 95.3 | 67.3 | 76.4 | 83.5 | 127.8 | 98.5 | 71.3 | 190.4 | Jan. 2012 |
| 79.6 | 100.7 | 66.0 | 75.5 | 82.8 | 122.3 | 88.9 | 72.9 | 201.0 | Feb. |
| 78.7 | 103.5 | 62.2 | 78.4 | 87.4 | 137.9 | 97.2 | 71.7 | 205.8 | Mar. |
| 78.7 | 102.1 | 63.1 | 77.8 | 86.5 | 137.5 | 103.3 | 73.4 | 197.8 | Apr. |
| 78.7 | 101.1 | 64.1 | 75.9 | 84.6 | 133.6 | 96.2 | 72.4 | 210.1 | May |
| 77.2 | 104.1 | 59.8 | 77.9 | 88.2 | 128.4 | 92.5 | 72.8 | 224.0 | Jun. |
| 79.4 | 107.7 | 61.5 | 77.0 | 86.6 | 130.9 | 97.7 | 79.0 | 213.8 | Jul. |
| 78.6 | 104.3 | 62.1 | 76.5 | 85.6 | 133.0 | 95.3 | 75.9 | 210.6 | Aug. |
| 78.7 | 104.3 | 62.8 | 74.6 | 82.6 | 132.9 | 93.0 | 70.0 | 208.3 | Sep. |
| 81.3 | 106.5 | 65.3 | 76.0 | 84.1 | 131.5 | 94.7 | 69.8 | 206.0 | Oct. |
| 80.9 | 107.1 | 64.6 | 78.7 | 87.9 | 135.4 | 100.3 | 73.2 | 200.8 | Nov. |
| 81.0 | 105.8 | 65.5 | 80.2 | 89.4 | 134.2 | 107.0 | 71.2 | 189.6 | Dec. |

生産者製品在庫指数（続き） Indices of Producer's Inventory of Finished Goods (continued)

原 指 数 Original Index

| 年 月 | | | システム キッチン | 金属製 間仕切り | 木製家具 | 木製棚 | 木製机・ テーブル | 木製いす | 木製ベッド |
|------|-----|-----|---------------------------|--------------------|---------------------|-------------------|----------------------------|------------------|----------------|
| | | | Metal kitchen units | Metal partition | Wooden furniture | Wooden shelves | Wooden desks and tables | Wooden chairs | Wooden beds |
| ウェイト | | | 30.3 | 13.5 | 38.2 | 14.4 | 6.6 | 10.3 | 6.9 |
| 平成 | 20 | 年末 | 33.9 | 83.1 | 77.6 | 83.4 | 62.0 | 90.3 | 61.7 |
| | | 21 | 31.6 | 96.6 | 67.6 | 68.0 | 55.0 | 81.7 | 57.9 |
| | | 22 | 33.2 | 87.2 | 57.2 | 62.9 | 48.4 | 60.0 | 49.3 |
| | | 23 | 41.3 | 85.2 | 57.3 | 68.3 | 45.7 | 58.6 | 43.6 |
| | | 24 | 46.6 | 84.5 | 57.2 | 66.0 | 39.7 | 57.4 | 55.5 |
| 平成 | 22 | 年度末 | 34.2 | 67.8 | 58.4 | 65.7 | 44.2 | 60.3 | 53.8 |
| | | 23 | 34.5 | 70.3 | 56.1 | 67.4 | 42.5 | 57.2 | 43.9 |
| 平成 | 24年 | 1月 | 39.3 | 96.4 | 59.4 | 72.5 | 46.0 | 59.0 | 45.6 |
| | | 2月 | 38.2 | 97.8 | 59.0 | 72.8 | 45.5 | 58.2 | 44.1 |
| | | 3月 | 34.5 | 70.3 | 56.1 | 67.4 | 42.5 | 57.2 | 43.9 |
| | | 4月 | 33.4 | 80.7 | 54.0 | 65.3 | 37.2 | 55.7 | 44.1 |
| | | 5月 | 34.3 | 72.9 | 53.8 | 63.3 | 37.7 | 55.9 | 46.1 |
| | | 6月 | 35.5 | 83.7 | 53.8 | 63.7 | 41.4 | 55.3 | 42.8 |
| | | 7月 | 36.4 | 70.3 | 54.2 | 64.2 | 39.8 | 56.2 | 44.0 |
| | | 8月 | 41.5 | 63.3 | 55.0 | 65.1 | 40.2 | 57.4 | 44.7 |
| | | 9月 | 43.8 | 48.3 | 55.3 | 63.5 | 41.0 | 59.1 | 46.3 |
| | | 10月 | 46.0 | 72.8 | 57.0 | 67.6 | 40.8 | 59.5 | 46.5 |
| | | 11月 | 50.0 | 80.7 | 57.5 | 68.8 | 40.0 | 58.8 | 48.8 |
| | | 12月 | 46.6 | 84.5 | 57.2 | 66.0 | 39.7 | 57.4 | 55.5 |

季節調整済指数 Seasonal Adjustment Index

| | | | | | | | | | |
|----|-----|--------|------|------|------|------|------|------|------|
| 平成 | 24年 | I 期末 | 33.3 | 81.4 | 57.8 | 70.9 | 44.1 | 58.6 | 44.9 |
| | | II 期末 | 37.3 | 91.6 | 53.8 | 63.4 | 43.0 | 55.4 | 42.1 |
| | | III 期末 | 43.7 | 53.4 | 55.7 | 64.8 | 40.7 | 58.3 | 47.4 |
| | | IV 期末 | 46.4 | 85.4 | 57.2 | 67.1 | 38.1 | 57.3 | 57.7 |
| 平成 | 24年 | 1月 | 39.2 | 80.3 | 57.9 | 70.0 | 43.3 | 59.0 | 42.7 |
| | | 2月 | 36.4 | 85.8 | 57.0 | 70.0 | 42.6 | 57.5 | 40.6 |
| | | 3月 | 33.3 | 81.4 | 57.8 | 70.9 | 44.1 | 58.6 | 44.9 |
| | | 4月 | 37.6 | 80.5 | 56.7 | 69.1 | 40.8 | 57.1 | 45.6 |
| | | 5月 | 36.2 | 77.5 | 54.9 | 64.6 | 40.4 | 56.9 | 45.5 |
| | | 6月 | 37.3 | 91.6 | 53.8 | 63.4 | 43.0 | 55.4 | 42.1 |
| | | 7月 | 37.6 | 72.4 | 54.1 | 62.7 | 40.7 | 56.1 | 45.7 |
| | | 8月 | 42.8 | 64.9 | 55.0 | 64.5 | 40.7 | 57.5 | 45.2 |
| | | 9月 | 43.7 | 53.4 | 55.7 | 64.8 | 40.7 | 58.3 | 47.4 |
| | | 10月 | 43.1 | 69.4 | 56.1 | 66.3 | 39.6 | 58.4 | 47.8 |
| | | 11月 | 44.6 | 76.6 | 56.1 | 67.1 | 38.0 | 57.5 | 48.6 |
| | | 12月 | 46.4 | 85.4 | 57.2 | 67.1 | 38.1 | 57.3 | 57.7 |

(平成17年 = 100)
(2005 = 100)

| 楽器 Musical instruments | ピアノ Pianos | 管楽器 Wind instruments | 文具 Stationery | シャープ ペンシル Mechanical pencils | ボール ペン Ballpoint pens | マーキング ペン Marking pens | 玩具 Toys | 電子・電動 玩具 Electronic and electric toys | プラスチック モデル Plastic models | Year and Month |
|---------------------------|---------------|-------------------------|------------------|------------------------------------|-----------------------------|-----------------------------|------------|---|---------------------------------|----------------|
| | | | | | | | | | | |
| 16.8 | 8.8 | 8.0 | 33.6 | 4.5 | 16.4 | 12.7 | 19.3 | 10.8 | 8.5 | Weight |
| 111.7 | 126.4 | 95.5 | 92.7 | 75.0 | 93.2 | 98.3 | 104.2 | 106.4 | 101.4 | C.Y. 2008 |
| 129.1 | 90.9 | 171.1 | 66.2 | 63.8 | 58.6 | 76.9 | 53.5 | 24.9 | 89.9 | C.Y. 2009 |
| 93.3 | 109.0 | 76.0 | 74.4 | 63.9 | 81.7 | 68.7 | 57.3 | 30.5 | 91.4 | C.Y. 2010 |
| 75.4 | 88.5 | 61.0 | 79.2 | 55.2 | 91.1 | 72.3 | 54.9 | 30.5 | 85.9 | C.Y. 2011 |
| 138.2 | 162.7 | 111.2 | 72.8 | 65.0 | 77.8 | 69.1 | 53.4 | 19.7 | 96.3 | C.Y. 2012 |
| 89.9 | 95.6 | 83.7 | 71.8 | 51.0 | 81.8 | 66.3 | 46.2 | 19.3 | 80.4 | F.Y. 2010 |
| 91.2 | 103.0 | 78.3 | 74.0 | 45.5 | 83.6 | 71.6 | 47.7 | 20.2 | 82.7 | F.Y. 2011 |
| 84.6 | 95.0 | 73.1 | 79.6 | 55.6 | 90.3 | 74.4 | 52.1 | 26.6 | 84.6 | Jan. 2012 |
| 85.6 | 95.5 | 74.8 | 79.3 | 52.3 | 90.3 | 74.6 | 50.8 | 23.5 | 85.5 | Feb. |
| 91.2 | 103.0 | 78.3 | 74.0 | 45.5 | 83.6 | 71.6 | 47.7 | 20.2 | 82.7 | Mar. |
| 90.0 | 103.0 | 75.6 | 69.9 | 42.6 | 78.9 | 67.9 | 47.3 | 18.9 | 83.3 | Apr. |
| 90.6 | 111.1 | 68.0 | 72.3 | 47.3 | 80.8 | 70.1 | 46.0 | 16.5 | 83.5 | May |
| 84.7 | 103.2 | 64.4 | 70.3 | 49.3 | 78.0 | 67.8 | 47.9 | 14.2 | 90.8 | Jun. |
| 85.8 | 110.2 | 58.9 | 70.9 | 53.3 | 78.4 | 67.5 | 47.8 | 14.4 | 90.3 | Jul. |
| 90.6 | 119.9 | 58.3 | 74.0 | 60.1 | 80.5 | 70.5 | 50.6 | 14.9 | 95.9 | Aug. |
| 101.3 | 134.1 | 65.2 | 72.6 | 65.3 | 77.5 | 68.8 | 50.4 | 16.8 | 93.2 | Sep. |
| 122.4 | 158.8 | 82.4 | 73.0 | 67.5 | 76.2 | 70.9 | 52.1 | 17.6 | 95.9 | Oct. |
| 134.3 | 168.6 | 96.5 | 75.1 | 63.9 | 79.4 | 73.4 | 55.0 | 20.1 | 99.4 | Nov. |
| 138.2 | 162.7 | 111.2 | 72.8 | 65.0 | 77.8 | 69.1 | 53.4 | 19.7 | 96.3 | Dec. |
| 85.6 | 105.8 | 66.5 | 74.4 | 46.3 | 83.0 | 72.6 | 51.6 | 20.9 | 91.3 | Q1 2012 |
| 86.6 | 97.5 | 70.5 | 72.0 | 53.0 | 79.5 | 69.5 | 51.0 | 18.3 | 91.1 | Q2 |
| 110.8 | 141.1 | 76.8 | 71.6 | 63.9 | 76.6 | 68.5 | 48.3 | 16.4 | 90.2 | Q3 |
| 136.2 | 170.5 | 102.8 | 73.4 | 61.2 | 81.1 | 69.2 | 49.5 | 14.7 | 94.2 | Q4 |
| 80.7 | 91.4 | 65.7 | 79.6 | 53.5 | 91.9 | 73.8 | 51.9 | 28.1 | 81.5 | Jan. 2012 |
| 83.6 | 101.7 | 66.6 | 77.1 | 50.4 | 89.1 | 71.6 | 51.2 | 24.8 | 83.3 | Feb. |
| 85.6 | 105.8 | 66.5 | 74.4 | 46.3 | 83.0 | 72.6 | 51.6 | 20.9 | 91.3 | Mar. |
| 85.6 | 100.0 | 66.3 | 72.5 | 46.4 | 79.9 | 70.8 | 51.0 | 20.2 | 89.0 | Apr. |
| 85.5 | 102.8 | 65.3 | 74.3 | 51.3 | 81.3 | 72.3 | 49.5 | 19.4 | 91.1 | May |
| 86.6 | 97.5 | 70.5 | 72.0 | 53.0 | 79.5 | 69.5 | 51.0 | 18.3 | 91.1 | Jun. |
| 88.5 | 103.3 | 69.4 | 73.5 | 55.6 | 82.4 | 67.9 | 50.9 | 17.4 | 91.6 | Jul. |
| 99.0 | 125.3 | 74.1 | 74.6 | 59.2 | 81.3 | 70.3 | 49.3 | 15.8 | 93.8 | Aug. |
| 110.8 | 141.1 | 76.8 | 71.6 | 63.9 | 76.6 | 68.5 | 48.3 | 16.4 | 90.2 | Sep. |
| 128.1 | 163.8 | 90.0 | 70.5 | 63.7 | 72.8 | 69.8 | 47.9 | 15.2 | 90.2 | Oct. |
| 134.1 | 172.6 | 95.6 | 70.5 | 60.2 | 74.1 | 70.1 | 49.8 | 15.9 | 94.2 | Nov. |
| 136.2 | 170.5 | 102.8 | 73.4 | 61.2 | 81.1 | 69.2 | 49.5 | 14.7 | 94.2 | Dec. |

(4)生産能力指数 Indices of Production Capacity

(平成17年 = 100)

原指数 Original Index

(2005 = 100)

| 年 月 | 製造工業 Manufac- turing | 繊維工業 Textiles | 合成繊維 (長繊維) | | 合成繊維 (短繊維) | | 紡績 Spun yarn | 織物 Woven fabrics | タオル Towel cloth | ニット・ 衣服縫製品 Knit and Sewn clothing products | Year and Month |
|-----------|----------------------------|------------------|-----------------------------------|---------------------------------|---------------|-------|--------------------|------------------------|-----------------------|---|-------------------|
| | | | Synthetic fibers (Filament) | Synthetic fibers (Staple) | | | | | | | |
| ウェイト | 10,000.0 | 348.3 | 47.2 | 27.1 | 15.9 | 113.1 | 3.0 | 68.1 | Weight | | |
| 平成 20 年末 | 106.8 | 87.6 | 96.0 | 94.3 | 71.2 | 82.1 | 79.9 | 83.6 | C.Y. 2008 | | |
| 21 | 106.7 | 82.0 | 93.3 | 83.1 | 62.3 | 73.6 | 77.8 | 79.4 | C.Y. 2009 | | |
| 22 | 108.3 | 77.7 | 83.4 | 76.3 | 54.5 | 70.7 | 76.8 | 76.6 | C.Y. 2010 | | |
| 23 | 108.3 | 75.7 | 81.1 | 76.2 | 50.3 | 68.3 | 75.1 | 74.3 | C.Y. 2011 | | |
| 24 | 106.5 | 74.5 | 82.8 | 76.2 | 49.2 | 65.3 | 73.7 | 72.2 | C.Y. 2012 | | |
| 平成 22 年度末 | 108.3 | 77.1 | 85.8 | 76.2 | 50.7 | 69.6 | 75.9 | 75.8 | F.Y. 2010 | | |
| 23 | 107.3 | 75.4 | 81.1 | 76.2 | 49.6 | 67.6 | 74.1 | 74.1 | F.Y. 2011 | | |
| 平成 24年 1月 | 107.7 | 75.5 | 81.1 | 76.2 | 49.6 | 67.9 | 75.0 | 74.2 | Jan. 2012 | | |
| 2月 | 107.8 | 75.4 | 81.1 | 76.2 | 49.6 | 67.6 | 74.7 | 74.1 | Feb. | | |
| 3月 | 107.3 | 75.4 | 81.1 | 76.2 | 49.6 | 67.6 | 74.1 | 74.1 | Mar. | | |
| 4月 | 107.1 | 75.3 | 81.1 | 76.2 | 49.6 | 67.7 | 74.1 | 73.7 | Apr. | | |
| 5月 | 107.0 | 75.1 | 81.1 | 76.2 | 49.6 | 67.4 | 74.1 | 73.5 | May | | |
| 6月 | 106.9 | 75.1 | 81.1 | 76.2 | 49.6 | 67.2 | 74.1 | 73.4 | Jun. | | |
| 7月 | 106.6 | 75.3 | 81.1 | 76.2 | 49.6 | 67.0 | 74.1 | 73.4 | Jul. | | |
| 8月 | 106.4 | 75.2 | 81.3 | 76.2 | 49.1 | 66.7 | 73.9 | 73.3 | Aug. | | |
| 9月 | 106.5 | 74.8 | 81.3 | 76.2 | 49.1 | 66.5 | 73.9 | 72.8 | Sep. | | |
| 10月 | 106.6 | 74.8 | 81.3 | 76.2 | 49.2 | 66.5 | 73.9 | 72.7 | Oct. | | |
| 11月 | 106.5 | 74.6 | 82.8 | 76.2 | 49.2 | 65.3 | 73.9 | 72.6 | Nov. | | |
| 12月 | 106.5 | 74.5 | 82.8 | 76.2 | 49.2 | 65.3 | 73.7 | 72.2 | Dec. | | |

生産能力指数(続き) Indices of Production Capacity (continued)

(平成17年 = 100)

原指数 Original Index

(2005 = 100)

| 年 月 | 繊維工業 (続き) Textiles (Continued) | | | | | 家 具 Furniture | | 文 具 Stationery | | Year and Month |
|-----------|-------------------------------------|--------------------|-------------------------------------|-------------------------------|-----------------------------------|---|---|--|-----------|-------------------|
| | 靴 Hosiery | 下 綿 ふ と ん Futon | タフテッド カーペット Tufted carpets | 不 織 布 Non-woven fabrics | ニ ッ ト 生 織 物 Knit fabrics | 金 属 製 機 器 Metal furniture Office-desks | 金 属 製 機 器 Metal furniture Swivel chairs | ボールペン (インキングマシン) Ballpoint pens (Inking machine) | | |
| ウェイト | 16.3 | 7.2 | 7.7 | 34.3 | 8.4 | 17.7 | 6.9 | 13.3 | Weight | |
| 平成 20 年末 | 88.3 | 82.0 | 93.5 | 105.4 | 82.5 | 104.9 | 98.1 | 116.5 | C.Y. 2008 | |
| 21 | 87.4 | 81.4 | 93.1 | 105.2 | 73.6 | 104.9 | 95.9 | 116.5 | C.Y. 2009 | |
| 22 | 83.3 | 80.2 | 92.6 | 102.0 | 70.4 | 104.9 | 95.6 | 118.2 | C.Y. 2010 | |
| 23 | 79.3 | 80.3 | 90.3 | 102.7 | 68.1 | 104.9 | 95.6 | 118.2 | C.Y. 2011 | |
| 24 | 77.5 | 73.6 | 92.7 | 104.6 | 67.0 | 104.0 | 92.2 | 118.2 | C.Y. 2012 | |
| 平成 22 年度末 | 82.2 | 80.3 | 90.3 | 101.7 | 69.7 | 104.9 | 95.6 | 118.2 | F.Y. 2010 | |
| 23 | 79.3 | 80.8 | 90.3 | 102.5 | 67.8 | 104.0 | 95.6 | 118.2 | F.Y. 2011 | |
| 平成 24年 1月 | 79.4 | 80.8 | 90.3 | 102.5 | 68.1 | 104.0 | 95.6 | 118.2 | Jan. 2012 | |
| 2月 | 79.4 | 80.8 | 90.3 | 102.5 | 68.0 | 104.0 | 95.6 | 118.2 | Feb. | |
| 3月 | 79.3 | 80.8 | 90.3 | 102.5 | 67.8 | 104.0 | 95.6 | 118.2 | Mar. | |
| 4月 | 79.3 | 80.9 | 90.3 | 101.9 | 67.8 | 104.0 | 93.1 | 118.2 | Apr. | |
| 5月 | 79.3 | 80.9 | 90.3 | 101.9 | 67.8 | 104.0 | 93.1 | 118.2 | May | |
| 6月 | 79.3 | 80.9 | 91.3 | 101.9 | 67.9 | 104.0 | 93.1 | 118.2 | Jun. | |
| 7月 | 79.6 | 80.9 | 91.3 | 104.9 | 67.9 | 104.0 | 93.1 | 118.2 | Jul. | |
| 8月 | 78.6 | 80.9 | 91.3 | 104.9 | 67.9 | 104.0 | 92.2 | 118.2 | Aug. | |
| 9月 | 78.2 | 73.6 | 92.1 | 104.9 | 67.9 | 104.0 | 92.2 | 118.2 | Sep. | |
| 10月 | 77.6 | 73.6 | 92.7 | 104.9 | 67.7 | 104.0 | 92.2 | 118.2 | Oct. | |
| 11月 | 77.6 | 73.6 | 92.7 | 104.7 | 67.7 | 104.0 | 92.2 | 118.2 | Nov. | |
| 12月 | 77.5 | 73.6 | 92.7 | 104.6 | 67.0 | 104.0 | 92.2 | 118.2 | Dec. | |

2 生産・出荷・在庫統計

Production, Producer's Shipments and Producer's Inventory of Finished Goods

(1) 製品統計表(時系列)

Historical Data by Commodities

化学繊維 Chemical fibers

| 年 月 | | | 化学繊維合計 1) + 2) | | | | | 単位:トン | | Year and Month |
|------------|------------------------|---------------|--------------------------------|-----------------------------|----------------------------|---------|---------|-------------------------------|-----------|----------------|
| | | | Chemical fibers total | | | | | Unit:t | | |
| | | | 生産数量 Production Quantity | 受入数量 Receipt Quantity | 出荷数量 Shipments Quantity | | | 在庫数量 Inventory Quantity | | |
| 計 Total | 販売数量 Sales Quantity | その他 Others | | | | | | | | |
| 平成 | 20 | 年 | 1,070,904 | 122,937 | 1,179,509 | 843,741 | 335,768 | 125,408 | C.Y. 2008 | |
| | 21 | | 834,838 | 101,964 | 962,228 | 700,753 | 261,475 | 99,971 | C.Y. 2009 | |
| | 22 | | 998,017 | 111,404 | 1,120,703 | 805,974 | 314,729 | 91,330 | C.Y. 2010 | |
| | 23 | | 1,022,272 | 118,248 | 1,134,072 | 808,848 | 325,224 | 97,440 | C.Y. 2011 | |
| | 24 | | 980,114 | 123,773 | 1,108,240 | 783,311 | 324,929 | 93,394 | C.Y. 2012 | |
| 平成 | 22 | 年度 | 1,017,062 | 114,689 | 1,131,718 | 808,129 | 323,589 | 85,740 | F.Y. 2010 | |
| | 23 | | 1,013,772 | 117,714 | 1,128,777 | 806,038 | 322,739 | 88,940 | F.Y. 2011 | |
| 24 | 年 | 1~3月 | 246,893 | 28,056 | 283,754 | 205,539 | 78,215 | 88,940 | Q1 2012 | |
| | | 4~6月 | 251,956 | 29,934 | 274,412 | 194,605 | 79,807 | 96,419 | Q2 | |
| | | 7~9月 | 243,307 | 34,042 | 278,516 | 194,236 | 84,280 | 95,251 | Q3 | |
| | | 10~12月 | 237,958 | 31,741 | 271,558 | 188,931 | 82,627 | 93,394 | Q4 | |
| 24 | 年 | 1月 | 83,979 | 9,279 | 91,692 | 66,235 | 25,457 | 99,313 | Jan. 2012 | |
| | | 2月 | 79,640 | 9,683 | 91,914 | 65,889 | 26,025 | 96,719 | Feb. | |
| | | 3月 | 83,274 | 9,094 | 100,148 | 73,415 | 26,733 | 88,940 | Mar. | |
| | | 4月 | 83,739 | 9,887 | 90,895 | 64,272 | 26,623 | 91,669 | Apr. | |
| | | 5月 | 85,979 | 10,196 | 91,637 | 64,856 | 26,781 | 96,206 | May. | |
| | | 6月 | 82,238 | 9,851 | 91,880 | 65,477 | 26,403 | 96,419 | Jun. | |
| | | 7月 | 85,429 | 11,043 | 91,903 | 63,124 | 28,779 | 100,988 | Jul. | |
| | | 8月 | 80,269 | 12,302 | 90,883 | 62,833 | 28,050 | 102,675 | Aug. | |
| | | 9月 | 77,609 | 10,697 | 95,730 | 68,279 | 27,451 | 95,251 | Sep. | |
| | | 10月 | 81,654 | 9,110 | 90,448 | 63,191 | 27,257 | 95,568 | Oct. | |
| | | 11月 | 76,871 | 11,215 | 89,281 | 61,722 | 27,559 | 94,372 | Nov. | |
| | | 12月 | 79,433 | 11,416 | 91,829 | 64,018 | 27,811 | 93,394 | Dec. | |

| 年 月 | | | 1) 化学繊維短繊維計 1 ~ 2 | | | | | 単位:トン | | Year and Month |
|------------|------------------------|---------------|--------------------------------|-----------------------------|----------------------------|---------|--------|-------------------------------|-----------|----------------|
| | | | Chemical staple fibers total | | | | | Unit:t | | |
| | | | 生産数量 Production Quantity | 受入数量 Receipt Quantity | 出荷数量 Shipments Quantity | | | 在庫数量 Inventory Quantity | | |
| 計 Total | 販売数量 Sales Quantity | その他 Others | | | | | | | | |
| 平成 | 20 | 年 | 571,420 | 16,905 | 579,501 | 530,888 | 48,613 | 69,858 | C.Y. 2008 | |
| | 21 | | 484,786 | 18,036 | 511,009 | 468,610 | 42,399 | 61,751 | C.Y. 2009 | |
| | 22 | | 534,221 | 20,874 | 560,690 | 514,588 | 46,102 | 56,051 | C.Y. 2010 | |
| | 23 | | 547,437 | 24,555 | 566,146 | 513,795 | 52,351 | 61,513 | C.Y. 2011 | |
| | 24 | | 524,988 | 30,492 | 559,750 | 501,549 | 58,201 | 57,551 | C.Y. 2012 | |
| 平成 | 22 | 年度 | 541,373 | 21,685 | 562,115 | 512,951 | 49,164 | 51,467 | F.Y. 2010 | |
| | 23 | | 544,159 | 24,948 | 563,642 | 512,084 | 51,558 | 57,432 | F.Y. 2011 | |
| 24 | 年 | 1~3月 | 133,342 | 5,615 | 143,348 | 131,004 | 12,344 | 57,432 | Q1 2012 | |
| | | 4~6月 | 134,302 | 7,284 | 138,871 | 124,593 | 14,278 | 60,148 | Q2 | |
| | | 7~9月 | 128,144 | 9,186 | 139,069 | 123,946 | 15,123 | 58,406 | Q3 | |
| | | 10~12月 | 129,200 | 8,407 | 138,462 | 122,006 | 16,456 | 57,551 | Q4 | |
| 24 | 年 | 1月 | 44,663 | 1,644 | 46,396 | 42,398 | 3,998 | 61,733 | Jan. 2012 | |
| | | 2月 | 42,483 | 2,547 | 46,079 | 41,386 | 4,693 | 60,684 | Feb. | |
| | | 3月 | 46,196 | 1,424 | 50,873 | 47,220 | 3,653 | 57,432 | Mar. | |
| | | 4月 | 44,486 | 2,246 | 46,400 | 41,583 | 4,817 | 57,764 | Apr. | |
| | | 5月 | 45,931 | 2,597 | 46,188 | 41,341 | 4,847 | 60,104 | May. | |
| | | 6月 | 43,885 | 2,441 | 46,283 | 41,669 | 4,614 | 60,148 | Jun. | |
| | | 7月 | 44,843 | 2,938 | 44,680 | 39,664 | 5,016 | 63,249 | Jul. | |
| | | 8月 | 42,032 | 3,662 | 45,456 | 39,884 | 5,572 | 63,486 | Aug. | |
| | | 9月 | 41,269 | 2,586 | 48,933 | 44,398 | 4,535 | 58,406 | Sep. | |
| | | 10月 | 45,125 | 2,662 | 47,855 | 41,103 | 6,752 | 58,339 | Oct. | |
| | | 11月 | 40,372 | 2,829 | 44,335 | 39,346 | 4,989 | 57,205 | Nov. | |
| | | 12月 | 43,703 | 2,916 | 46,272 | 41,557 | 4,715 | 57,551 | Dec. | |

注: 短繊維計 = 再生・半合成繊維短繊維 + 合成繊維短繊維

Note: The total of staple fibers = Regenerated and semi-synthetic staple fibers + Synthetic staple fibers.

化学繊維 Chemical fibers

| 年 月 | | | 1 再生・半合成繊維短繊維 Regenerated and semi-synthetic staple fibers | | | | | 単位:トン Unit:t | Year and Month |
|-----|----|--------|---|-----------------------------|------------|----------------------------|---------------|-------------------------------|----------------|
| | | | 生産数量 Production Quantity | 受入数量 Receipt Quantity | 計 Total | 出荷数量 Shipments Quantity | | 在庫数量 Inventory Quantity | |
| | | | | | | 販売数量 Sales Quantity | その他 Others | | |
| 平成 | 20 | 年 | 139,948 | 2,745 | 138,776 | 118,944 | 19,832 | 13,041 | C.Y. 2008 |
| | 21 | | 134,474 | 1,063 | 133,822 | 117,204 | 16,618 | 14,758 | C.Y. 2009 |
| | 22 | | 144,978 | 1,559 | 148,003 | 131,005 | 16,998 | 13,292 | C.Y. 2010 |
| | 23 | | 145,456 | 1,502 | 147,391 | 131,499 | 15,892 | 12,858 | C.Y. 2011 |
| | 24 | | 146,532 | 1,425 | 148,429 | 129,694 | 18,735 | 12,388 | C.Y. 2012 |
| 平成 | 22 | 年度 | 146,188 | 1,639 | 147,650 | 130,251 | 17,399 | 13,335 | F.Y. 2010 |
| | 23 | | 145,955 | 1,438 | 147,006 | 131,548 | 15,458 | 13,724 | F.Y. 2011 |
| 24 | 年 | 1~3月 | 38,395 | 387 | 37,917 | 33,804 | 4,113 | 13,724 | Q1 2012 |
| | | 4~6月 | 37,575 | 385 | 38,373 | 33,665 | 4,708 | 13,311 | Q2 |
| | | 7~9月 | 35,427 | 318 | 35,587 | 31,611 | 3,976 | 13,469 | Q3 |
| | | 10~12月 | 35,135 | 335 | 36,552 | 30,614 | 5,938 | 12,388 | Q4 |
| 24 | 年 | 1月 | 13,325 | 111 | 13,428 | 12,119 | 1,309 | 12,866 | Jan. 2012 |
| | | 2月 | 12,212 | 156 | 12,878 | 11,490 | 1,388 | 12,357 | Feb. |
| | | 3月 | 12,858 | 120 | 11,611 | 10,195 | 1,416 | 13,724 | Mar. |
| | | 4月 | 11,779 | 162 | 13,309 | 11,443 | 1,866 | 12,356 | Apr. |
| | | 5月 | 13,644 | 102 | 12,923 | 11,450 | 1,473 | 13,179 | May. |
| | | 6月 | 12,152 | 121 | 12,141 | 10,772 | 1,369 | 13,311 | Jun. |
| | | 7月 | 13,271 | 86 | 13,083 | 11,709 | 1,374 | 13,585 | Jul. |
| | | 8月 | 10,509 | 140 | 11,493 | 10,216 | 1,277 | 12,741 | Aug. |
| | | 9月 | 11,647 | 92 | 11,011 | 9,686 | 1,325 | 13,469 | Sep. |
| | | 10月 | 12,665 | 117 | 14,237 | 10,887 | 3,350 | 12,015 | Oct. |
| | | 11月 | 10,259 | 109 | 10,187 | 8,815 | 1,372 | 12,196 | Nov. |
| | | 12月 | 12,211 | 109 | 12,128 | 10,912 | 1,216 | 12,388 | Dec. |

| 年 月 | | | 2 合成繊維短繊維計 (1)~(4) Synthetic staple fibers total | | | | | 単位:トン Unit:t | Year and Month |
|-----|----|--------|---|-----------------------------|------------|----------------------------|---------------|-------------------------------|----------------|
| | | | 生産数量 Production Quantity | 受入数量 Receipt Quantity | 計 Total | 出荷数量 Shipments Quantity | | 在庫数量 Inventory Quantity | |
| | | | | | | 販売数量 Sales Quantity | その他 Others | | |
| 平成 | 20 | 年 | 431,472 | 14,160 | 440,725 | 411,944 | 28,781 | 56,817 | C.Y. 2008 |
| | 21 | | 350,312 | 16,973 | 377,187 | 351,406 | 25,781 | 46,993 | C.Y. 2009 |
| | 22 | | 389,243 | 19,315 | 412,687 | 383,583 | 29,104 | 42,759 | C.Y. 2010 |
| | 23 | | 401,981 | 23,053 | 418,755 | 382,296 | 36,459 | 48,655 | C.Y. 2011 |
| | 24 | | 378,456 | 29,067 | 411,321 | 371,855 | 39,466 | 45,163 | C.Y. 2012 |
| 平成 | 22 | 年度 | 395,185 | 20,046 | 414,465 | 382,700 | 31,765 | 38,132 | F.Y. 2010 |
| | 23 | | 398,204 | 23,510 | 416,636 | 380,536 | 36,100 | 43,708 | F.Y. 2011 |
| 24 | 年 | 1~3月 | 94,947 | 5,228 | 105,431 | 97,200 | 8,231 | 43,708 | Q1 2012 |
| | | 4~6月 | 96,727 | 6,899 | 100,498 | 90,928 | 9,570 | 46,837 | Q2 |
| | | 7~9月 | 92,717 | 8,868 | 103,482 | 92,335 | 11,147 | 44,937 | Q3 |
| | | 10~12月 | 94,065 | 8,072 | 101,910 | 91,392 | 10,518 | 45,163 | Q4 |
| 24 | 年 | 1月 | 31,338 | 1,533 | 32,968 | 30,279 | 2,689 | 48,867 | Jan. 2012 |
| | | 2月 | 30,271 | 2,391 | 33,201 | 29,896 | 3,305 | 48,327 | Feb. |
| | | 3月 | 33,338 | 1,304 | 39,262 | 37,025 | 2,237 | 43,708 | Mar. |
| | | 4月 | 32,707 | 2,084 | 33,091 | 30,140 | 2,951 | 45,408 | Apr. |
| | | 5月 | 32,287 | 2,495 | 33,265 | 29,891 | 3,374 | 46,925 | May. |
| | | 6月 | 31,733 | 2,320 | 34,142 | 30,897 | 3,245 | 46,837 | Jun. |
| | | 7月 | 31,572 | 2,852 | 31,597 | 27,955 | 3,642 | 49,664 | Jul. |
| | | 8月 | 31,523 | 3,522 | 33,963 | 29,668 | 4,295 | 50,745 | Aug. |
| | | 9月 | 29,622 | 2,494 | 37,922 | 34,712 | 3,210 | 44,937 | Sep. |
| | | 10月 | 32,460 | 2,545 | 33,618 | 30,216 | 3,402 | 46,324 | Oct. |
| | | 11月 | 30,113 | 2,720 | 34,148 | 30,531 | 3,617 | 45,009 | Nov. |
| | | 12月 | 31,492 | 2,807 | 34,144 | 30,645 | 3,499 | 45,163 | Dec. |

化学繊維 Chemical fibers

| 年 月 | | | (1) アクリル短繊維 Acrylic staple fibers | | | | | 単位:トン Unit:t | Year and Month |
|-----|----|--------|--------------------------------------|-----------------------------|----------------------------|------------------------|-----------------|-------------------------------|----------------|
| | | | 生産数量 Production Quantity | 受入数量 Receipt Quantity | 出荷数量 Shipments Quantity | | | 在庫数量 Inventory Quantity | |
| | | | | | 計 Total | 販売数量 Sales Quantity | そ の 他 Others | | |
| 平成 | 20 | 年 | 144,969 | 813 | 148,727 | 145,480 | 3,247 | 15,416 | C.Y. 2008 |
| | 21 | | 123,579 | 6 | 127,315 | 125,857 | 1,458 | 11,687 | C.Y. 2009 |
| | 22 | | 141,524 | - | 143,820 | 142,220 | 1,600 | 9,389 | C.Y. 2010 |
| | 23 | | 151,605 | 324 | 150,748 | 148,774 | 1,974 | 10,571 | C.Y. 2011 |
| | 24 | | 139,852 | 4,249 | 143,777 | 138,376 | 5,401 | 10,895 | C.Y. 2012 |
| 平成 | 22 | 年度 | 145,749 | - | 145,156 | 143,604 | 1,552 | 8,504 | F.Y. 2010 |
| | 23 | | 151,509 | 838 | 150,905 | 148,448 | 2,457 | 9,945 | F.Y. 2011 |
| 24 | 年 | 1~3月 | 36,030 | 514 | 37,170 | 36,287 | 883 | 9,945 | Q1 2012 |
| | | 4~6月 | 34,556 | - | 33,390 | 33,089 | 301 | 11,112 | Q2 |
| | | 7~9月 | 33,264 | 1,055 | 34,896 | 33,589 | 1,307 | 10,534 | Q3 |
| | | 10~12月 | 36,002 | 2,680 | 38,321 | 35,411 | 2,910 | 10,895 | Q4 |
| 24 | 年 | 1月 | 11,107 | 514 | 12,929 | 12,298 | 631 | 9,264 | Jan. 2012 |
| | | 2月 | 10,696 | - | 11,098 | 10,964 | 134 | 8,860 | Feb. |
| | | 3月 | 14,227 | - | 13,143 | 13,025 | 118 | 9,945 | Mar. |
| | | 4月 | 12,625 | - | 11,744 | 11,662 | 82 | 10,826 | Apr. |
| | | 5月 | 11,266 | - | 11,357 | 11,243 | 114 | 10,735 | May. |
| | | 6月 | 10,665 | - | 10,289 | 10,184 | 105 | 11,112 | Jun. |
| | | 7月 | 10,146 | 402 | 10,969 | 10,473 | 496 | 10,691 | Jul. |
| | | 8月 | 11,531 | 453 | 11,921 | 11,411 | 510 | 10,754 | Aug. |
| | | 9月 | 11,587 | 200 | 12,006 | 11,705 | 301 | 10,534 | Sep. |
| | | 10月 | 13,036 | 796 | 14,007 | 13,151 | 856 | 10,359 | Oct. |
| | | 11月 | 11,237 | 912 | 12,838 | 11,842 | 996 | 9,670 | Nov. |
| | | 12月 | 11,729 | 972 | 11,476 | 10,418 | 1,058 | 10,895 | Dec. |

| 年 月 | | | (2) ポリエステル短繊維 Polyester staple fibers | | | | | 単位:トン Unit:t | Year and Month |
|-----|----|--------|--|-----------------------------|----------------------------|------------------------|-----------------|-------------------------------|----------------|
| | | | 生産数量 Production Quantity | 受入数量 Receipt Quantity | 出荷数量 Shipments Quantity | | | 在庫数量 Inventory Quantity | |
| | | | | | 計 Total | 販売数量 Sales Quantity | そ の 他 Others | | |
| 平成 | 20 | 年 | 190,983 | 10,485 | 195,037 | 179,827 | 15,210 | 29,337 | C.Y. 2008 |
| | 21 | | 146,179 | 15,112 | 167,454 | 150,905 | 16,549 | 23,202 | C.Y. 2009 |
| | 22 | | 158,351 | 17,310 | 178,100 | 159,715 | 18,385 | 20,767 | C.Y. 2010 |
| | 23 | | 157,084 | 20,557 | 175,158 | 150,388 | 24,770 | 23,253 | C.Y. 2011 |
| | 24 | | 151,513 | 23,165 | 175,651 | 150,332 | 25,319 | 22,279 | C.Y. 2012 |
| 平成 | 22 | 年度 | 158,135 | 17,792 | 177,057 | 156,626 | 20,431 | 19,606 | F.Y. 2010 |
| | 23 | | 156,812 | 20,705 | 174,654 | 150,381 | 24,273 | 22,472 | F.Y. 2011 |
| 24 | 年 | 1~3月 | 39,301 | 4,337 | 44,419 | 39,360 | 5,059 | 22,472 | Q1 2012 |
| | | 4~6月 | 37,678 | 6,429 | 43,436 | 36,540 | 6,896 | 23,143 | Q2 |
| | | 7~9月 | 38,909 | 7,406 | 45,745 | 37,833 | 7,912 | 23,712 | Q3 |
| | | 10~12月 | 35,625 | 4,993 | 42,051 | 36,599 | 5,452 | 22,279 | Q4 |
| 24 | 年 | 1月 | 13,680 | 866 | 12,722 | 11,523 | 1,199 | 25,077 | Jan. 2012 |
| | | 2月 | 12,827 | 2,238 | 14,622 | 12,214 | 2,408 | 25,520 | Feb. |
| | | 3月 | 12,794 | 1,233 | 17,075 | 15,623 | 1,452 | 22,472 | Mar. |
| | | 4月 | 11,835 | 1,889 | 13,017 | 10,972 | 2,045 | 23,179 | Apr. |
| | | 5月 | 13,038 | 2,361 | 14,364 | 11,836 | 2,528 | 24,214 | May. |
| | | 6月 | 12,805 | 2,179 | 16,055 | 13,732 | 2,323 | 23,143 | Jun. |
| | | 7月 | 12,968 | 2,288 | 13,523 | 11,057 | 2,466 | 24,875 | Jul. |
| | | 8月 | 13,271 | 2,889 | 14,723 | 11,625 | 3,098 | 26,312 | Aug. |
| | | 9月 | 12,670 | 2,229 | 17,499 | 15,151 | 2,348 | 23,712 | Sep. |
| | | 10月 | 12,153 | 1,622 | 12,731 | 10,817 | 1,914 | 24,756 | Oct. |
| | | 11月 | 11,207 | 1,666 | 14,020 | 12,149 | 1,871 | 23,609 | Nov. |
| | | 12月 | 12,265 | 1,705 | 15,300 | 13,633 | 1,667 | 22,279 | Dec. |

化学繊維 Chemical fibers

| 年 月 | | | (3) ポリプロピレン短繊維 Polypropylene staple fibers | | | | | 単位:トン Unit:t | Year and Month |
|-----|----|--------|---|-----------------------------|------------|----------------------------|----------------|-------------------------------|----------------|
| | | | 生産数量 Production Quantity | 受入数量 Receipt Quantity | 計 Total | 出荷数量 Shipments Quantity | | 在庫数量 Inventory Quantity | |
| | | | | | | 販売数量 Sales Quantity | その 他 Others | | |
| 平成 | 20 | 年 | 53,168 | - | 51,666 | 50,155 | 1,511 | 6,134 | C.Y. 2008 |
| | 21 | | 46,129 | - | 46,386 | 45,740 | 646 | 5,877 | C.Y. 2009 |
| | 22 | | 49,830 | - | 50,170 | 49,429 | 741 | 5,535 | C.Y. 2010 |
| | 23 | | 52,933 | - | 51,355 | 50,690 | 665 | 6,727 | C.Y. 2011 |
| | 24 | | 50,433 | - | 51,988 | 51,304 | 684 | 5,172 | C.Y. 2012 |
| 平成 | 22 | 年度 | 50,176 | - | 50,523 | 49,797 | 726 | 4,541 | F.Y. 2010 |
| | 23 | | 51,829 | - | 50,837 | 50,144 | 693 | 5,721 | F.Y. 2011 |
| 24 | 年 | 1~3月 | 11,290 | - | 12,296 | 12,082 | 214 | 5,721 | Q1 2012 |
| | | 4~6月 | 13,001 | - | 12,928 | 12,776 | 152 | 5,794 | Q2 |
| | | 7~9月 | 12,245 | - | 12,522 | 12,373 | 149 | 5,517 | Q3 |
| | | 10~12月 | 13,897 | - | 14,242 | 14,073 | 169 | 5,172 | Q4 |
| 24 | 年 | 1月 | 3,809 | - | 3,862 | 3,790 | 72 | 6,674 | Jan. 2012 |
| | | 2月 | 3,893 | - | 3,976 | 3,904 | 72 | 6,591 | Feb. |
| | | 3月 | 3,588 | - | 4,458 | 4,388 | 70 | 5,721 | Mar. |
| | | 4月 | 4,617 | - | 4,418 | 4,371 | 47 | 5,920 | Apr. |
| | | 5月 | 3,971 | - | 4,050 | 3,994 | 56 | 5,841 | May. |
| | | 6月 | 4,413 | - | 4,460 | 4,411 | 49 | 5,794 | Jun. |
| | | 7月 | 4,835 | - | 4,214 | 4,166 | 48 | 6,415 | Jul. |
| | | 8月 | 3,530 | - | 4,046 | 3,990 | 56 | 5,899 | Aug. |
| | | 9月 | 3,880 | - | 4,262 | 4,217 | 45 | 5,517 | Sep. |
| | | 10月 | 4,884 | - | 4,712 | 4,648 | 64 | 5,689 | Oct. |
| | | 11月 | 4,630 | - | 4,976 | 4,933 | 43 | 5,343 | Nov. |
| | | 12月 | 4,383 | - | 4,554 | 4,492 | 62 | 5,172 | Dec. |

| 年 月 | | | (4) その他の合成繊維短繊維 Other synthetic staple fibers | | | | | 単位:トン Unit:t | Year and Month |
|-----|----|--------|--|-----------------------------|------------|----------------------------|----------------|-------------------------------|----------------|
| | | | 生産数量 Production Quantity | 受入数量 Receipt Quantity | 計 Total | 出荷数量 Shipments Quantity | | 在庫数量 Inventory Quantity | |
| | | | | | | 販売数量 Sales Quantity | その 他 Others | | |
| 平成 | 20 | 年 | 3,294 | - | 3,283 | 2,415 | 868 | 143 | C.Y. 2008 |
| | 21 | | 1,921 | - | 1,874 | 1,332 | 542 | 190 | C.Y. 2009 |
| | 22 | | 39,538 | 2,005 | 40,597 | 32,219 | 8,378 | 7,068 | C.Y. 2010 |
| | 23 | | 40,359 | 2,172 | 41,494 | 32,444 | 9,050 | 8,104 | C.Y. 2011 |
| | 24 | | 36,658 | 1,653 | 39,905 | 31,843 | 8,062 | 6,817 | C.Y. 2012 |
| 平成 | 22 | 年度 | 41,125 | 2,254 | 41,729 | 32,673 | 9,056 | 5,481 | F.Y. 2010 |
| | 23 | | 38,054 | 1,967 | 40,240 | 31,563 | 8,677 | 5,570 | F.Y. 2011 |
| 24 | 年 | 1~3月 | 8,326 | 377 | 11,546 | 9,471 | 2,075 | 5,570 | Q1 2012 |
| | | 4~6月 | 11,492 | 470 | 10,744 | 8,523 | 2,221 | 6,788 | Q2 |
| | | 7~9月 | 8,299 | 407 | 10,319 | 8,540 | 1,779 | 5,174 | Q3 |
| | | 10~12月 | 8,541 | 399 | 7,296 | 5,309 | 1,987 | 6,817 | Q4 |
| 24 | 年 | 1月 | 2,742 | 153 | 3,455 | 2,668 | 787 | 7,852 | Jan. 2012 |
| | | 2月 | 2,855 | 153 | 3,505 | 2,814 | 691 | 7,356 | Feb. |
| | | 3月 | 2,729 | 71 | 4,586 | 3,989 | 597 | 5,570 | Mar. |
| | | 4月 | 3,630 | 195 | 3,912 | 3,135 | 777 | 5,483 | Apr. |
| | | 5月 | 4,012 | 134 | 3,494 | 2,818 | 676 | 6,135 | May. |
| | | 6月 | 3,850 | 141 | 3,338 | 2,570 | 768 | 6,788 | Jun. |
| | | 7月 | 3,623 | 162 | 2,891 | 2,259 | 632 | 7,683 | Jul. |
| | | 8月 | 3,191 | 180 | 3,273 | 2,642 | 631 | 7,780 | Aug. |
| | | 9月 | 1,485 | 65 | 4,155 | 3,639 | 516 | 5,174 | Sep. |
| | | 10月 | 2,387 | 127 | 2,168 | 1,600 | 568 | 5,520 | Oct. |
| | | 11月 | 3,039 | 142 | 2,314 | 1,607 | 707 | 6,387 | Nov. |
| | | 12月 | 3,115 | 130 | 2,814 | 2,102 | 712 | 6,817 | Dec. |

注:平成22年から「ナイロン短繊維」及び「ビニロン短繊維」は、「その他の合成繊維短繊維」に含めている

化学繊維 Chemical fibers

| 年 月 | | | 2) 化学繊維長繊維計 1~2 Chemical filament fibers total | | | | | 単位:トン Unit:t | Year and Month |
|-----|----|--------|---|-----------------------------|------------|----------------------------|---------------|-------------------------------|----------------|
| | | | 生産数量 Production Quantity | 受入数量 Receipt Quantity | 計 Total | 出荷数量 Shipments Quantity | | 在庫数量 Inventory Quantity | |
| | | | | | | 販売数量 Sales Quantity | その他 Others | | |
| 平成 | 20 | 年 | 499,484 | 106,032 | 600,008 | 312,853 | 287,155 | 55,550 | C.Y. 2008 |
| | 21 | | 350,052 | 83,928 | 451,219 | 232,143 | 219,076 | 38,220 | C.Y. 2009 |
| | 22 | | 463,796 | 90,530 | 560,013 | 291,386 | 268,627 | 35,279 | C.Y. 2010 |
| | 23 | | 474,835 | 93,693 | 567,926 | 295,053 | 272,873 | 35,927 | C.Y. 2011 |
| | 24 | | 455,126 | 93,281 | 548,490 | 281,762 | 266,728 | 35,843 | C.Y. 2012 |
| 平成 | 22 | 年度 | 475,689 | 93,004 | 569,603 | 295,178 | 274,425 | 34,273 | F.Y. 2010 |
| | 23 | | 469,613 | 92,766 | 565,135 | 293,954 | 271,181 | 31,508 | F.Y. 2011 |
| 24 | 年 | 1~3月 | 113,551 | 22,441 | 140,406 | 74,535 | 65,871 | 31,508 | Q1 2012 |
| | | 4~6月 | 117,654 | 22,650 | 135,541 | 70,012 | 65,529 | 36,271 | Q2 |
| | | 7~9月 | 115,163 | 24,856 | 139,447 | 70,290 | 69,157 | 36,845 | Q3 |
| | | 10~12月 | 108,758 | 23,334 | 133,096 | 66,925 | 66,171 | 35,843 | Q4 |
| 24 | 年 | 1月 | 39,316 | 7,635 | 45,296 | 23,837 | 21,459 | 37,580 | Jan. 2012 |
| | | 2月 | 37,157 | 7,136 | 45,835 | 24,503 | 21,332 | 36,035 | Feb. |
| | | 3月 | 37,078 | 7,670 | 49,275 | 26,195 | 23,080 | 31,508 | Mar. |
| | | 4月 | 39,253 | 7,641 | 44,495 | 22,689 | 21,806 | 33,905 | Apr. |
| | | 5月 | 40,048 | 7,599 | 45,449 | 23,515 | 21,934 | 36,102 | May. |
| | | 6月 | 38,353 | 7,410 | 45,597 | 23,808 | 21,789 | 36,271 | Jun. |
| | | 7月 | 40,586 | 8,105 | 47,223 | 23,460 | 23,763 | 37,739 | Jul. |
| | | 8月 | 38,237 | 8,640 | 45,427 | 22,949 | 22,478 | 39,189 | Aug. |
| | | 9月 | 36,340 | 8,111 | 46,797 | 23,881 | 22,916 | 36,845 | Sep. |
| | | 10月 | 36,529 | 6,448 | 42,593 | 22,088 | 22,505 | 37,229 | Oct. |
| | | 11月 | 36,499 | 8,386 | 44,946 | 22,376 | 22,570 | 37,167 | Nov. |
| | | 12月 | 35,730 | 8,500 | 45,557 | 22,461 | 23,096 | 35,843 | Dec. |

| 年 月 | | | 1 再生・半合成繊維長繊維 Regenerated and semi-synthetic filament fibers | | | | | 単位:トン Unit:t | Year and Month |
|-----|----|--------|---|-----------------------------|------------|----------------------------|---------------|-------------------------------|----------------|
| | | | 生産数量 Production Quantity | 受入数量 Receipt Quantity | 計 Total | 出荷数量 Shipments Quantity | | 在庫数量 Inventory Quantity | |
| | | | | | | 販売数量 Sales Quantity | その他 Others | | |
| 平成 | 20 | 年 | 28,956 | 15,223 | 42,921 | 24,533 | 18,388 | 4,429 | C.Y. 2008 |
| | 21 | | 18,042 | 11,954 | 32,163 | 18,211 | 13,952 | 2,262 | C.Y. 2009 |
| | 22 | | 23,678 | 16,077 | 40,199 | 21,115 | 19,084 | 1,818 | C.Y. 2010 |
| | 23 | | 22,445 | 16,252 | 38,786 | 19,423 | 19,363 | 1,729 | C.Y. 2011 |
| | 24 | | 22,203 | 16,960 | 39,052 | 19,270 | 19,782 | 1,840 | C.Y. 2012 |
| 平成 | 22 | 年度 | 24,170 | 16,438 | 40,669 | 21,140 | 19,529 | 1,836 | F.Y. 2010 |
| | 23 | | 21,799 | 16,333 | 38,477 | 19,221 | 19,256 | 1,491 | F.Y. 2011 |
| 24 | 年 | 1~3月 | 5,486 | 4,085 | 9,809 | 5,070 | 4,739 | 1,491 | Q1 2012 |
| | | 4~6月 | 5,865 | 4,372 | 9,851 | 4,803 | 5,048 | 1,877 | Q2 |
| | | 7~9月 | 5,284 | 4,164 | 9,736 | 4,886 | 4,850 | 1,589 | Q3 |
| | | 10~12月 | 5,568 | 4,339 | 9,656 | 4,511 | 5,145 | 1,840 | Q4 |
| 24 | 年 | 1月 | 1,873 | 1,433 | 3,306 | 1,665 | 1,641 | 1,729 | Jan. 2012 |
| | | 2月 | 1,640 | 1,338 | 3,200 | 1,659 | 1,541 | 1,507 | Feb. |
| | | 3月 | 1,973 | 1,314 | 3,303 | 1,746 | 1,557 | 1,491 | Mar. |
| | | 4月 | 1,912 | 1,441 | 3,228 | 1,562 | 1,666 | 1,616 | Apr. |
| | | 5月 | 2,053 | 1,489 | 3,307 | 1,604 | 1,703 | 1,851 | May. |
| | | 6月 | 1,900 | 1,442 | 3,316 | 1,637 | 1,679 | 1,877 | Jun. |
| | | 7月 | 2,010 | 1,397 | 3,175 | 1,552 | 1,623 | 2,109 | Jul. |
| | | 8月 | 1,587 | 1,443 | 3,250 | 1,577 | 1,673 | 1,889 | Aug. |
| | | 9月 | 1,687 | 1,324 | 3,311 | 1,757 | 1,554 | 1,589 | Sep. |
| | | 10月 | 1,994 | 1,445 | 3,147 | 1,325 | 1,822 | 1,881 | Oct. |
| | | 11月 | 1,729 | 1,438 | 3,241 | 1,598 | 1,643 | 1,807 | Nov. |
| | | 12月 | 1,845 | 1,456 | 3,268 | 1,588 | 1,680 | 1,840 | Dec. |

注:長繊維計=再生・半合成繊維長繊維+合成繊維長繊維

Note: The total of filament fibers = Regenerated and semi-synthetic + synthetic filament fibers.

化学繊維 Chemical fibers

| 年 月 | | | 2 合成繊維長繊維計(1)~(5) Synthetic filament fibers total | | | | | 単位:トン Unit:t | | Year and Month |
|-----|----|--------|--|-----------------------------|----------------------------|------------------------|-----------------|-------------------------------|-----------|----------------|
| | | | 生産数量 Production Quantity | 受入数量 Receipt Quantity | 出荷数量 Shipments Quantity | | | 在庫数量 Inventory Quantity | | |
| | | | | | 計 Total | 販売数量 Sales Quantity | そ の 他 Others | | | |
| 平成 | 20 | 年 | 470,528 | 90,809 | 557,087 | 288,320 | 268,767 | 51,121 | C.Y. 2008 | |
| | 21 | | 332,010 | 71,974 | 419,056 | 213,932 | 205,124 | 35,958 | C.Y. 2009 | |
| | 22 | | 440,118 | 74,453 | 519,814 | 270,271 | 249,543 | 33,461 | C.Y. 2010 | |
| | 23 | | 452,390 | 77,441 | 529,140 | 275,630 | 253,510 | 34,198 | C.Y. 2011 | |
| | 24 | | 432,923 | 76,321 | 509,438 | 262,492 | 246,946 | 34,003 | C.Y. 2012 | |
| 平成 | 22 | 年度 | 451,519 | 76,566 | 528,934 | 274,038 | 254,896 | 32,437 | F.Y. 2010 | |
| | 23 | | 447,814 | 76,433 | 526,658 | 274,733 | 251,925 | 30,017 | F.Y. 2011 | |
| 24 | 年 | 1~3月 | 108,065 | 18,356 | 130,597 | 69,465 | 61,132 | 30,017 | Q1 2012 | |
| | | 4~6月 | 111,789 | 18,278 | 125,690 | 65,209 | 60,481 | 34,394 | Q2 | |
| | | 7~9月 | 109,879 | 20,692 | 129,711 | 65,404 | 64,307 | 35,256 | Q3 | |
| | | 10~12月 | 103,190 | 18,995 | 123,440 | 62,414 | 61,026 | 34,003 | Q4 | |
| 24 | 年 | 1月 | 37,443 | 6,202 | 41,990 | 22,172 | 19,818 | 35,851 | Jan. 2012 | |
| | | 2月 | 35,517 | 5,798 | 42,635 | 22,844 | 19,791 | 34,528 | Feb. | |
| | | 3月 | 35,105 | 6,356 | 45,972 | 24,449 | 21,523 | 30,017 | Mar. | |
| | | 4月 | 37,341 | 6,200 | 41,267 | 21,127 | 20,140 | 32,289 | Apr. | |
| | | 5月 | 37,995 | 6,110 | 42,142 | 21,911 | 20,231 | 34,251 | May. | |
| | | 6月 | 36,453 | 5,968 | 42,281 | 22,171 | 20,110 | 34,394 | Jun. | |
| | | 7月 | 38,576 | 6,708 | 44,048 | 21,908 | 22,140 | 35,630 | Jul. | |
| | | 8月 | 36,650 | 7,197 | 42,177 | 21,372 | 20,805 | 37,300 | Aug. | |
| | | 9月 | 34,653 | 6,787 | 43,486 | 22,124 | 21,362 | 35,256 | Sep. | |
| | | 10月 | 34,535 | 5,003 | 39,446 | 20,763 | 18,683 | 35,348 | Oct. | |
| | | 11月 | 34,770 | 6,948 | 41,705 | 20,778 | 20,927 | 35,360 | Nov. | |
| | | 12月 | 33,885 | 7,044 | 42,289 | 20,873 | 21,416 | 34,003 | Dec. | |

| 年 月 | | | (1) ナイロン長繊維 Nylon filament fibers | | | | | 単位:トン Unit:t | | Year and Month |
|-----|----|--------|--------------------------------------|-----------------------------|----------------------------|------------------------|-----------------|-------------------------------|-----------|----------------|
| | | | 生産数量 Production Quantity | 受入数量 Receipt Quantity | 出荷数量 Shipments Quantity | | | 在庫数量 Inventory Quantity | | |
| | | | | | 計 Total | 販売数量 Sales Quantity | そ の 他 Others | | | |
| 平成 | 20 | 年 | 112,001 | 50,182 | 159,447 | 91,439 | 68,008 | 16,639 | C.Y. 2008 | |
| | 21 | | 73,578 | 42,136 | 121,394 | 65,886 | 55,508 | 10,964 | C.Y. 2009 | |
| | 22 | | 93,026 | 45,489 | 139,437 | 78,979 | 60,458 | 10,043 | C.Y. 2010 | |
| | 23 | | 95,027 | 49,681 | 145,746 | 83,207 | 62,539 | 9,004 | C.Y. 2011 | |
| | 24 | | 98,116 | 49,454 | 146,339 | 84,755 | 61,584 | 10,238 | C.Y. 2012 | |
| 平成 | 22 | 年度 | 95,151 | 47,613 | 142,310 | 80,798 | 61,512 | 10,078 | F.Y. 2010 | |
| | 23 | | 96,371 | 49,764 | 147,279 | 84,388 | 62,891 | 8,931 | F.Y. 2011 | |
| 24 | 年 | 1~3月 | 25,112 | 12,372 | 37,556 | 21,694 | 15,862 | 8,931 | Q1 2012 | |
| | | 4~6月 | 24,278 | 11,548 | 36,022 | 21,321 | 14,701 | 8,734 | Q2 | |
| | | 7~9月 | 25,379 | 13,435 | 37,434 | 21,101 | 16,333 | 10,114 | Q3 | |
| | | 10~12月 | 23,347 | 12,099 | 35,327 | 20,639 | 14,688 | 10,238 | Q4 | |
| 24 | 年 | 1月 | 8,760 | 4,175 | 12,148 | 6,787 | 5,361 | 9,791 | Jan. 2012 | |
| | | 2月 | 7,893 | 3,965 | 12,109 | 7,055 | 5,054 | 9,539 | Feb. | |
| | | 3月 | 8,459 | 4,232 | 13,299 | 7,852 | 5,447 | 8,931 | Mar. | |
| | | 4月 | 8,341 | 4,060 | 11,691 | 6,441 | 5,250 | 9,640 | Apr. | |
| | | 5月 | 8,304 | 3,909 | 12,188 | 7,407 | 4,781 | 9,665 | May. | |
| | | 6月 | 7,633 | 3,579 | 12,143 | 7,473 | 4,670 | 8,734 | Jun. | |
| | | 7月 | 8,572 | 4,351 | 12,501 | 7,154 | 5,347 | 9,157 | Jul. | |
| | | 8月 | 8,766 | 4,821 | 12,722 | 6,883 | 5,839 | 10,021 | Aug. | |
| | | 9月 | 8,041 | 4,263 | 12,211 | 7,064 | 5,147 | 10,114 | Sep. | |
| | | 10月 | 7,324 | 2,766 | 10,493 | 6,817 | 3,676 | 9,711 | Oct. | |
| | | 11月 | 8,006 | 4,650 | 12,075 | 6,580 | 5,495 | 10,292 | Nov. | |
| | | 12月 | 8,017 | 4,683 | 12,759 | 7,242 | 5,517 | 10,238 | Dec. | |

化学繊維 Chemical fibers

| 年 月 | | | (2) ポリエステル長繊維 Polyester filament fibers | | | | | 単位:トン Unit:t | Year and Month |
|-----|----|--------|--|-----------------------------|----------------------------|------------------------|-----------------|-------------------------------|----------------|
| | | | 生産数量 Production Quantity | 受入数量 Receipt Quantity | 出荷数量 Shipments Quantity | | | 在庫数量 Inventory Quantity | |
| | | | | | 計 Total | 販売数量 Sales Quantity | そ の 他 Others | | |
| 平成 | 20 | 年 | 243,552 | 33,505 | 275,456 | 132,458 | 142,998 | 27,626 | C.Y. 2008 |
| | 21 | | 162,996 | 24,202 | 194,961 | 93,770 | 101,191 | 19,863 | C.Y. 2009 |
| | 22 | | 188,451 | 21,980 | 213,534 | 104,730 | 108,804 | 16,380 | C.Y. 2010 |
| | 23 | | 180,769 | 21,353 | 201,360 | 94,318 | 107,042 | 17,142 | C.Y. 2011 |
| | 24 | | 167,033 | 22,372 | 191,403 | 87,773 | 103,630 | 15,143 | C.Y. 2012 |
| 平成 | 22 | 年度 | 188,596 | 21,935 | 213,094 | 103,142 | 109,952 | 14,480 | F.Y. 2010 |
| | 23 | | 178,057 | 21,329 | 200,086 | 93,471 | 106,615 | 13,779 | F.Y. 2011 |
| 24 | 年 | 1~3月 | 42,643 | 5,313 | 51,318 | 24,756 | 26,562 | 13,779 | Q1 2012 |
| | | 4~6月 | 44,509 | 5,498 | 47,214 | 20,734 | 26,480 | 16,572 | Q2 |
| | | 7~9月 | 41,026 | 5,953 | 47,036 | 21,207 | 25,829 | 16,515 | Q3 |
| | | 10~12月 | 38,855 | 5,608 | 45,835 | 21,076 | 24,759 | 15,143 | Q4 |
| 24 | 年 | 1月 | 14,904 | 1,748 | 16,145 | 7,580 | 8,565 | 17,649 | Jan. 2012 |
| | | 2月 | 13,839 | 1,655 | 16,702 | 8,010 | 8,692 | 16,441 | Feb. |
| | | 3月 | 13,900 | 1,910 | 18,471 | 9,166 | 9,305 | 13,779 | Mar. |
| | | 4月 | 14,809 | 1,829 | 15,485 | 6,624 | 8,861 | 14,932 | Apr. |
| | | 5月 | 15,032 | 1,731 | 15,445 | 6,753 | 8,692 | 16,250 | May. |
| | | 6月 | 14,668 | 1,938 | 16,284 | 7,357 | 8,927 | 16,572 | Jun. |
| | | 7月 | 14,355 | 1,930 | 15,431 | 6,530 | 8,901 | 17,426 | Jul. |
| | | 8月 | 13,377 | 1,919 | 14,925 | 6,833 | 8,092 | 17,797 | Aug. |
| | | 9月 | 13,294 | 2,104 | 16,680 | 7,844 | 8,836 | 16,515 | Sep. |
| | | 10月 | 13,599 | 1,808 | 15,022 | 6,906 | 8,116 | 16,900 | Oct. |
| | | 11月 | 12,528 | 1,856 | 15,174 | 6,906 | 8,268 | 16,110 | Nov. |
| | | 12月 | 12,728 | 1,944 | 15,639 | 7,264 | 8,375 | 15,143 | Dec. |

| 年 月 | | | (3) ポリエチレン長繊維 Polyethylene filament fibers | | | | | 単位:トン Unit:t | Year and Month |
|-----|----|--------|---|-----------------------------|----------------------------|------------------------|-----------------|-------------------------------|----------------|
| | | | 生産数量 Production Quantity | 受入数量 Receipt Quantity | 出荷数量 Shipments Quantity | | | 在庫数量 Inventory Quantity | |
| | | | | | 計 Total | 販売数量 Sales Quantity | そ の 他 Others | | |
| 平成 | 20 | 年 | 5,755 | 199 | 5,946 | 1,358 | 4,588 | 169 | C.Y. 2008 |
| | 21 | | 5,421 | 144 | 5,585 | 1,350 | 4,235 | 127 | C.Y. 2009 |
| | 22 | | 6,375 | 30 | 6,432 | 1,327 | 5,105 | 82 | C.Y. 2010 |
| | 23 | | 6,474 | 31 | 6,487 | 1,348 | 5,139 | 100 | C.Y. 2011 |
| | 24 | | 5,991 | 21 | 5,946 | 1,391 | 4,555 | 166 | C.Y. 2012 |
| 平成 | 22 | 年度 | 6,460 | 26 | 6,521 | 1,339 | 5,182 | 70 | F.Y. 2010 |
| | 23 | | 6,302 | 22 | 6,307 | 1,367 | 4,940 | 86 | F.Y. 2011 |
| 24 | 年 | 1~3月 | 1,417 | - | 1,430 | 366 | 1,064 | 86 | Q1 2012 |
| | | 4~6月 | 1,658 | 7 | 1,639 | 375 | 1,264 | 112 | Q2 |
| | | 7~9月 | 1,367 | 7 | 1,342 | 327 | 1,015 | 145 | Q3 |
| | | 10~12月 | 1,549 | 7 | 1,535 | 323 | 1,212 | 166 | Q4 |
| 24 | 年 | 1月 | 507 | - | 496 | 96 | 400 | 111 | Jan. 2012 |
| | | 2月 | 539 | - | 554 | 123 | 431 | 95 | Feb. |
| | | 3月 | 371 | - | 380 | 147 | 233 | 86 | Mar. |
| | | 4月 | 567 | 2 | 575 | 147 | 428 | 80 | Apr. |
| | | 5月 | 483 | 5 | 463 | 102 | 361 | 105 | May. |
| | | 6月 | 608 | - | 601 | 126 | 475 | 112 | Jun. |
| | | 7月 | 601 | 7 | 580 | 104 | 476 | 141 | Jul. |
| | | 8月 | 430 | - | 431 | 104 | 327 | 140 | Aug. |
| | | 9月 | 336 | - | 331 | 119 | 212 | 145 | Sep. |
| | | 10月 | 492 | 3 | 484 | 88 | 396 | 156 | Oct. |
| | | 11月 | 539 | - | 546 | 124 | 422 | 149 | Nov. |
| | | 12月 | 518 | 4 | 505 | 111 | 394 | 166 | Dec. |

化学繊維 Chemical fibers

| 年 月 | | | (4) ポリプロピレン長繊維 Polypropylene filament fibers | | | | | 単位:トン Unit:t | Year and Month |
|-----|----|--------|---|-----------------------------|------------|----------------------------|----------------|-------------------------------|----------------|
| | | | 生産数量 Production Quantity | 受入数量 Receipt Quantity | 計 Total | 出荷数量 Shipments Quantity | | 在庫数量 Inventory Quantity | |
| | | | | | | 販売数量 Sales Quantity | その 他 Others | | |
| 平成 | 20 | 年 | 72,106 | 240 | 72,941 | 26,665 | 46,276 | 1,070 | C.Y. 2008 |
| | 21 | | 61,209 | 82 | 61,146 | 22,583 | 38,563 | 1,141 | C.Y. 2009 |
| | 22 | | 64,668 | 65 | 64,908 | 24,719 | 40,189 | 969 | C.Y. 2010 |
| | 23 | | 67,850 | - | 67,780 | 26,758 | 41,022 | 964 | C.Y. 2011 |
| | 24 | | 70,348 | - | 70,308 | 25,337 | 44,971 | 1,005 | C.Y. 2012 |
| 平成 | 22 | 年度 | 65,820 | 44 | 65,903 | 25,563 | 40,340 | 946 | F.Y. 2010 |
| | 23 | | 68,180 | - | 68,288 | 26,706 | 41,582 | 840 | F.Y. 2011 |
| 24 | 年 | 1~3月 | 17,284 | - | 17,409 | 6,756 | 10,653 | 840 | Q1 2012 |
| | | 4~6月 | 16,685 | - | 16,623 | 6,243 | 10,380 | 902 | Q2 |
| | | 7~9月 | 17,729 | - | 17,812 | 6,242 | 11,570 | 819 | Q3 |
| | | 10~12月 | 18,650 | - | 18,464 | 6,096 | 12,368 | 1,005 | Q4 |
| 24 | 年 | 1月 | 5,851 | - | 5,823 | 2,212 | 3,611 | 992 | Jan. 2012 |
| | | 2月 | 5,596 | - | 5,614 | 2,071 | 3,543 | 974 | Feb. |
| | | 3月 | 5,837 | - | 5,972 | 2,473 | 3,499 | 840 | Mar. |
| | | 4月 | 5,771 | - | 5,726 | 2,163 | 3,563 | 884 | Apr. |
| | | 5月 | 5,697 | - | 5,640 | 2,158 | 3,482 | 940 | May. |
| | | 6月 | 5,217 | - | 5,257 | 1,922 | 3,335 | 902 | Jun. |
| | | 7月 | 6,034 | - | 5,944 | 2,082 | 3,862 | 991 | Jul. |
| | | 8月 | 6,079 | - | 6,101 | 2,091 | 4,010 | 970 | Aug. |
| | | 9月 | 5,616 | - | 5,767 | 2,069 | 3,698 | 819 | Sep. |
| | | 10月 | 5,890 | - | 5,734 | 2,005 | 3,729 | 976 | Oct. |
| | | 11月 | 6,456 | - | 6,462 | 2,129 | 4,333 | 969 | Nov. |
| | | 12月 | 6,304 | - | 6,268 | 1,962 | 4,306 | 1,005 | Dec. |

| 年 月 | | | (5) その他の合成繊維長繊維 Other synthetic filament fibers | | | | | 単位:トン Unit:t | Year and Month |
|-----|----|--------|--|-----------------------------|------------|----------------------------|----------------|-------------------------------|----------------|
| | | | 生産数量 Production Quantity | 受入数量 Receipt Quantity | 計 Total | 出荷数量 Shipments Quantity | | 在庫数量 Inventory Quantity | |
| | | | | | | 販売数量 Sales Quantity | その 他 Others | | |
| 平成 | 20 | 年 | 37,114 | 6,683 | 43,297 | 36,400 | 6,897 | 5,617 | C.Y. 2008 |
| | 21 | | 28,806 | 5,410 | 35,970 | 30,343 | 5,627 | 3,863 | C.Y. 2009 |
| | 22 | | 87,598 | 6,889 | 95,503 | 60,516 | 34,987 | 5,987 | C.Y. 2010 |
| | 23 | | 102,270 | 6,376 | 107,767 | 69,999 | 37,768 | 6,988 | C.Y. 2011 |
| | 24 | | 91,435 | 4,474 | 95,442 | 63,236 | 32,206 | 7,451 | C.Y. 2012 |
| 平成 | 22 | 年度 | 95,492 | 6,948 | 101,106 | 63,196 | 37,910 | 6,863 | F.Y. 2010 |
| | 23 | | 98,904 | 5,318 | 104,698 | 68,801 | 35,897 | 6,381 | F.Y. 2011 |
| 24 | 年 | 1~3月 | 21,609 | 671 | 22,884 | 15,893 | 6,991 | 6,381 | Q1 2012 |
| | | 4~6月 | 24,659 | 1,225 | 24,192 | 16,536 | 7,656 | 8,074 | Q2 |
| | | 7~9月 | 24,378 | 1,297 | 26,087 | 16,527 | 9,560 | 7,663 | Q3 |
| | | 10~12月 | 20,789 | 1,281 | 22,279 | 14,280 | 7,999 | 7,451 | Q4 |
| 24 | 年 | 1月 | 7,421 | 279 | 7,378 | 5,497 | 1,881 | 7,308 | Jan. 2012 |
| | | 2月 | 7,650 | 178 | 7,656 | 5,585 | 2,071 | 7,479 | Feb. |
| | | 3月 | 6,538 | 214 | 7,850 | 4,811 | 3,039 | 6,381 | Mar. |
| | | 4月 | 7,853 | 309 | 7,790 | 5,752 | 2,038 | 6,753 | Apr. |
| | | 5月 | 8,479 | 465 | 8,406 | 5,491 | 2,915 | 7,291 | May. |
| | | 6月 | 8,327 | 451 | 7,996 | 5,293 | 2,703 | 8,074 | Jun. |
| | | 7月 | 9,014 | 420 | 9,592 | 6,038 | 3,554 | 7,915 | Jul. |
| | | 8月 | 7,998 | 457 | 7,998 | 5,461 | 2,537 | 8,372 | Aug. |
| | | 9月 | 7,366 | 420 | 8,497 | 5,028 | 3,469 | 7,663 | Sep. |
| | | 10月 | 7,230 | 426 | 7,713 | 4,947 | 2,766 | 7,605 | Oct. |
| | | 11月 | 7,241 | 442 | 7,448 | 5,039 | 2,409 | 7,840 | Nov. |
| | | 12月 | 6,318 | 413 | 7,118 | 4,294 | 2,824 | 7,451 | Dec. |

糸合計 Yarn Total

| 年 月 | | | 糸合計 2)化学繊維長繊維計+紡績糸計 Yarn Total | | | | | 単位:トン Unit:t | Year and Month |
|-----|----|--------|-----------------------------------|-----------------------------|----------------------------|------------------------|-----------------|-------------------------------|-------------------|
| | | | 生産数量 Production Quantity | 受入数量 Receipt Quantity | 出荷数量 Shipments Quantity | | | 在庫数量 Inventory Quantity | |
| | | | | | 計 Total | 販売数量 Sales Quantity | そ の 他 Others | | |
| 平成 | 20 | 年 | 641,032 | 112,927 | 747,675 | 414,795 | 332,880 | 73,359 | C.Y. 2008 |
| | 21 | | 447,327 | 87,414 | 555,100 | 301,800 | 253,300 | 51,504 | C.Y. 2009 |
| | 22 | | 560,832 | 94,008 | 665,131 | 361,242 | 303,889 | 43,728 | C.Y. 2010 |
| | 23 | | 571,435 | 95,788 | 665,634 | 358,977 | 306,657 | 45,321 | C.Y. 2011 |
| | 24 | | 543,140 | 95,510 | 637,656 | 340,323 | 297,333 | 46,297 | C.Y. 2012 |
| 平成 | 22 | 年度 | 573,664 | 95,949 | 675,420 | 365,092 | 310,328 | 42,300 | F.Y. 2010 |
| | 23 | | 564,023 | 94,820 | 659,975 | 356,530 | 303,445 | 41,072 | F.Y. 2011 |
| 24 | 年 | 1~3月 | 135,945 | 22,960 | 163,083 | 89,637 | 73,446 | 41,072 | Q1 2012 |
| | | 4~6月 | 140,861 | 23,164 | 159,173 | 85,306 | 73,867 | 45,944 | Q2 |
| | | 7~9月 | 136,283 | 25,449 | 160,929 | 84,226 | 76,703 | 46,752 | Q3 |
| | | 10~12月 | 130,051 | 23,937 | 154,471 | 81,154 | 73,317 | 46,297 | Q4 |
| 24 | 年 | 1月 | 46,393 | 7,806 | 52,284 | 28,515 | 23,769 | 47,229 | Jan. 2012 |
| | | 2月 | 44,742 | 7,298 | 53,356 | 29,450 | 23,906 | 45,842 | Feb. |
| | | 3月 | 44,810 | 7,856 | 57,443 | 31,672 | 25,771 | 41,072 | Mar. |
| | | 4月 | 47,201 | 7,809 | 52,617 | 27,879 | 24,738 | 43,466 | Apr. |
| | | 5月 | 47,449 | 7,773 | 53,057 | 28,530 | 24,527 | 45,639 | May. |
| | | 6月 | 46,211 | 7,582 | 53,499 | 28,897 | 24,602 | 45,944 | Jun. |
| | | 7月 | 48,155 | 8,323 | 54,831 | 28,378 | 26,453 | 47,563 | Jul. |
| | | 8月 | 44,717 | 8,802 | 52,020 | 27,282 | 24,738 | 49,088 | Aug. |
| | | 9月 | 43,411 | 8,324 | 54,078 | 28,566 | 25,512 | 46,752 | Sep. |
| | | 10月 | 44,037 | 6,664 | 50,043 | 26,944 | 23,099 | 47,427 | Oct. |
| | | 11月 | 43,564 | 8,574 | 52,051 | 27,082 | 24,969 | 47,517 | Nov. |
| | | 12月 | 42,450 | 8,699 | 52,377 | 27,128 | 25,249 | 46,297 | Dec. |

紡績系 Spun yarn

| 年 月 | | | 紡績系計 1～6 Spun yarn total | | | | | | 単位:トン Unit:t | Year and Month |
|-----|----|--------|-----------------------------|--------------------------|----------------------------|------------------------|------------|----------------------------|-----------------|----------------|
| | | | 生産数量 Production Quantity | 受入数量 Receipt Quantity | 出荷数量 Shipments Quantity | | | 在庫数量 Inventory Quantity | | |
| | | | | | 計 total | 販売数量 Sales Quantity | その他 Others | | | |
| 平成 | 20 | 年 | 141,548 | 6,895 | 147,667 | 101,942 | 45,725 | 17,809 | C.Y. 2008 | |
| | 21 | | 97,275 | 3,486 | 103,881 | 69,657 | 34,224 | 13,284 | C.Y. 2009 | |
| | 22 | | 97,036 | 3,478 | 105,118 | 69,856 | 35,262 | 8,449 | C.Y. 2010 | |
| | 23 | | 96,600 | 2,095 | 97,708 | 63,924 | 33,784 | 9,394 | C.Y. 2011 | |
| | 24 | | 88,014 | 2,229 | 89,166 | 58,561 | 30,605 | 10,454 | C.Y. 2012 | |
| 平成 | 22 | 年度 | 97,975 | 2,945 | 105,817 | 69,914 | 35,903 | 8,027 | F.Y. 2010 | |
| | 23 | | 94,410 | 2,054 | 94,840 | 62,576 | 32,264 | 9,564 | F.Y. 2011 | |
| 24 | 年 | 1～3月 | 22,394 | 519 | 22,677 | 15,102 | 7,575 | 9,564 | Q1 2012 | |
| | | 4～6月 | 23,207 | 514 | 23,632 | 15,294 | 8,338 | 9,673 | Q2 | |
| | | 7～9月 | 21,120 | 593 | 21,482 | 13,936 | 7,546 | 9,907 | Q3 | |
| | | 10～12月 | 21,293 | 603 | 21,375 | 14,229 | 7,146 | 10,454 | Q4 | |
| 24 | 年 | 1月 | 7,077 | 171 | 6,988 | 4,678 | 2,310 | 9,649 | Jan. 2012 | |
| | | 2月 | 7,585 | 162 | 7,521 | 4,947 | 2,574 | 9,807 | Feb. | |
| | | 3月 | 7,732 | 186 | 8,168 | 5,477 | 2,691 | 9,564 | Mar. | |
| | | 4月 | 7,948 | 168 | 8,122 | 5,190 | 2,932 | 9,561 | Apr. | |
| | | 5月 | 7,401 | 174 | 7,608 | 5,015 | 2,593 | 9,537 | May | |
| | | 6月 | 7,858 | 172 | 7,902 | 5,089 | 2,813 | 9,673 | Jun. | |
| | | 7月 | 7,569 | 218 | 7,608 | 4,918 | 2,690 | 9,824 | Jul. | |
| | | 8月 | 6,480 | 162 | 6,593 | 4,333 | 2,260 | 9,899 | Aug. | |
| | | 9月 | 7,071 | 213 | 7,281 | 4,685 | 2,596 | 9,907 | Sep. | |
| | | 10月 | 7,508 | 216 | 7,450 | 4,856 | 2,594 | 10,198 | Oct. | |
| | | 11月 | 7,065 | 188 | 7,105 | 4,706 | 2,399 | 10,350 | Nov. | |
| | | 12月 | 6,720 | 199 | 6,820 | 4,667 | 2,153 | 10,454 | Dec. | |

| 年 月 | | | 1 綿系(コンデンサー系を含む) Cotton yarn (condenser yarn included) | | | | | | | 単位:トン Unit:t | Year and Month |
|-----|----|--------|---|--------|-----------|--------------------------|----------------------------|------------------------|------------|----------------------------|----------------|
| | | | 生産数量 Production Quantity | | | 受入数量 Receipt Quantity | 出荷数量 Shipments Quantity | | | 在庫数量 Inventory Quantity | |
| | | | 計 Total | 純 Pure | 混 Blended | | 計 total | 販売数量 Sales Quantity | その他 Others | | |
| 平成 | 20 | 年 | 65,825 | 57,587 | 8,238 | - | 65,616 | 45,685 | 19,931 | 7,252 | C.Y. 2008 |
| | 21 | | 47,015 | 40,838 | 6,177 | - | 48,951 | 33,193 | 15,758 | 5,301 | C.Y. 2009 |
| | 22 | | 44,958 | 39,362 | 5,596 | - | 47,212 | 31,920 | 15,292 | 3,115 | C.Y. 2010 |
| | 23 | | 42,967 | 37,193 | 5,774 | - | 42,329 | 28,465 | 13,864 | 3,872 | C.Y. 2011 |
| | 24 | | 37,636 | 32,929 | 4,707 | - | 37,560 | 24,318 | 13,242 | 3,978 | C.Y. 2012 |
| 平成 | 22 | 年度 | 45,148 | 39,502 | 5,646 | - | 47,365 | 32,222 | 15,143 | 3,128 | F.Y. 2010 |
| | 23 | | 41,007 | 35,436 | 5,571 | - | 40,356 | 27,142 | 13,214 | 3,847 | F.Y. 2011 |
| 24 | 年 | 1～3月 | 9,548 | 8,287 | 1,261 | - | 9,550 | 6,341 | 3,209 | 3,847 | Q1 2012 |
| | | 4～6月 | 9,761 | 8,622 | 1,139 | - | 9,875 | 6,309 | 3,566 | 3,764 | Q2 |
| | | 7～9月 | 8,808 | 7,759 | 1,049 | - | 8,721 | 5,349 | 3,372 | 3,847 | Q3 |
| | | 10～12月 | 9,519 | 8,261 | 1,258 | - | 9,414 | 6,319 | 3,095 | 3,978 | Q4 |
| 24 | 年 | 1月 | 2,998 | 2,553 | 445 | - | 2,972 | 1,988 | 984 | 3,860 | Jan. 2012 |
| | | 2月 | 3,307 | 2,886 | 421 | - | 3,226 | 2,113 | 1,113 | 3,948 | Feb. |
| | | 3月 | 3,243 | 2,848 | 395 | - | 3,352 | 2,240 | 1,112 | 3,847 | Mar. |
| | | 4月 | 3,506 | 3,083 | 423 | - | 3,578 | 2,269 | 1,309 | 3,782 | Apr. |
| | | 5月 | 3,012 | 2,660 | 352 | - | 3,099 | 2,009 | 1,090 | 3,700 | May |
| | | 6月 | 3,243 | 2,879 | 364 | - | 3,198 | 2,031 | 1,167 | 3,764 | Jun. |
| | | 7月 | 3,112 | 2,745 | 367 | - | 3,020 | 1,849 | 1,171 | 3,848 | Jul. |
| | | 8月 | 2,708 | 2,363 | 345 | - | 2,671 | 1,673 | 998 | 3,890 | Aug. |
| | | 9月 | 2,988 | 2,651 | 337 | - | 3,030 | 1,827 | 1,203 | 3,847 | Sep. |
| | | 10月 | 3,377 | 2,947 | 430 | - | 3,261 | 2,085 | 1,176 | 3,977 | Oct. |
| | | 11月 | 3,018 | 2,585 | 433 | - | 3,140 | 2,144 | 996 | 3,860 | Nov. |
| | | 12月 | 3,124 | 2,729 | 395 | - | 3,013 | 2,090 | 923 | 3,978 | Dec. |

紡績系 Spun yarn

| 年 月 | | | 2 毛糸 計 (1)~(2) Worsted and woolen yarn total | | | | | | | 単位:トン Unit:t | Year and Month |
|-----|----|--------|---|-----------|--------------|--------------------------|----------------------------|---------------------------|---------------|----------------------------|----------------|
| | | | 生産数量 Production Quantity | | | 受入数量 Receipt Quantity | 出荷数量 Shipments Quantity | | | 在庫数量 Inventory Quantity | |
| | | | 計 Total | 純 Pure | 混 Blended | | 計 total | 販売数量 Sales Quantity | その他 Others | | |
| 平成 | 20 | 年 | 11,405 | 7,040 | 4,365 | 5,634 | 17,003 | 10,978 | 6,025 | 3,557 | C.Y. 2008 |
| | 21 | | 8,178 | 4,770 | 3,408 | 2,641 | 11,252 | 7,039 | 4,213 | 2,323 | C.Y. 2009 |
| | 22 | | 9,327 | 5,713 | 3,614 | 2,489 | 13,054 | 7,815 | 5,239 | 1,090 | C.Y. 2010 |
| | 23 | | 10,267 | 6,166 | 4,101 | 1,087 | 11,249 | 6,369 | 4,880 | 1,187 | C.Y. 2011 |
| | 24 | | 10,423 | 6,483 | 3,940 | 1,129 | 11,466 | 6,718 | 4,748 | 1,261 | C.Y. 2012 |
| 平成 | 22 | 年度 | 9,639 | 5,902 | 3,737 | 1,924 | 12,710 | 7,496 | 5,214 | 1,152 | F.Y. 2010 |
| | 23 | | 10,459 | 6,294 | 4,165 | 1,065 | 11,368 | 6,411 | 4,957 | 1,288 | F.Y. 2011 |
| 24 | 年 | 1~3月 | 2,613 | 1,598 | 1,015 | 265 | 2,766 | 1,555 | 1,211 | 1,288 | Q1 2012 |
| | | 4~6月 | 2,789 | 1,805 | 984 | 268 | 3,133 | 1,890 | 1,243 | 1,214 | Q2 |
| | | 7~9月 | 2,560 | 1,610 | 950 | 287 | 2,888 | 1,781 | 1,107 | 1,171 | Q3 |
| | | 10~12月 | 2,461 | 1,470 | 991 | 309 | 2,679 | 1,492 | 1,187 | 1,261 | Q4 |
| 24 | 年 | 1月 | 816 | 485 | 331 | 89 | 847 | 457 | 390 | 1,235 | Jan. 2012 |
| | | 2月 | 872 | 534 | 338 | 82 | 938 | 538 | 400 | 1,251 | Feb. |
| | | 3月 | 925 | 579 | 346 | 94 | 981 | 560 | 421 | 1,288 | Mar. |
| | | 4月 | 926 | 602 | 324 | 83 | 1,046 | 624 | 422 | 1,252 | Apr. |
| | | 5月 | 906 | 586 | 320 | 89 | 991 | 583 | 408 | 1,257 | May |
| | | 6月 | 957 | 617 | 340 | 96 | 1,096 | 683 | 413 | 1,214 | Jun. |
| | | 7月 | 908 | 568 | 340 | 92 | 1,016 | 612 | 404 | 1,198 | Jul. |
| | | 8月 | 827 | 525 | 302 | 89 | 956 | 606 | 350 | 1,157 | Aug. |
| | | 9月 | 825 | 517 | 308 | 106 | 916 | 563 | 353 | 1,171 | Sep. |
| | | 10月 | 874 | 536 | 338 | 109 | 944 | 535 | 409 | 1,211 | Oct. |
| | | 11月 | 828 | 473 | 355 | 96 | 895 | 491 | 404 | 1,239 | Nov. |
| | | 12月 | 759 | 461 | 298 | 104 | 840 | 466 | 374 | 1,261 | Dec. |

| 年 月 | | | (1) 毛糸 Worsted yarn | | | | | | | 単位:トン Unit:t | Year and Month |
|-----|----|--------|-----------------------------|-----------|--------------|--------------------------|----------------------------|---------------------------|---------------|----------------------------|----------------|
| | | | 生産数量 Production Quantity | | | 受入数量 Receipt Quantity | 出荷数量 Shipments Quantity | | | 在庫数量 Inventory Quantity | |
| | | | 計 Total | 純 Pure | 混 Blended | | 計 total | 販売数量 Sales Quantity | その他 Others | | |
| 平成 | 20 | 年 | 8,030 | 4,551 | 3,479 | 4,528 | 12,505 | 7,627 | 4,878 | 3,286 | C.Y. 2008 |
| | 21 | | 5,735 | 3,040 | 2,695 | 1,941 | 8,106 | 4,707 | 3,399 | 2,031 | C.Y. 2009 |
| | 22 | | 6,496 | 3,650 | 2,846 | 1,652 | 9,327 | 5,036 | 4,291 | 872 | C.Y. 2010 |
| | 23 | | 7,125 | 3,812 | 3,313 | 330 | 7,387 | 3,495 | 3,892 | 941 | C.Y. 2011 |
| | 24 | | 7,392 | 4,163 | 3,229 | 239 | 7,546 | 3,834 | 3,712 | 1,011 | C.Y. 2012 |
| 平成 | 22 | 年度 | 6,676 | 3,708 | 2,968 | 1,107 | 8,877 | 4,635 | 4,242 | 922 | F.Y. 2010 |
| | 23 | | 7,321 | 3,957 | 3,364 | 295 | 7,499 | 3,536 | 3,963 | 1,029 | F.Y. 2011 |
| 24 | 年 | 1~3月 | 1,847 | 1,032 | 815 | 45 | 1,792 | 835 | 957 | 1,029 | Q1 2012 |
| | | 4~6月 | 2,005 | 1,196 | 809 | 65 | 2,126 | 1,180 | 946 | 973 | Q2 |
| | | 7~9月 | 1,802 | 1,022 | 780 | 63 | 1,919 | 1,064 | 855 | 916 | Q3 |
| | | 10~12月 | 1,738 | 913 | 825 | 66 | 1,709 | 755 | 954 | 1,011 | Q4 |
| 24 | 年 | 1月 | 571 | 306 | 265 | 20 | 539 | 225 | 314 | 982 | Jan. 2012 |
| | | 2月 | 619 | 351 | 268 | 13 | 615 | 299 | 316 | 999 | Feb. |
| | | 3月 | 657 | 375 | 282 | 12 | 638 | 311 | 327 | 1,029 | Mar. |
| | | 4月 | 668 | 403 | 265 | 20 | 725 | 401 | 324 | 992 | Apr. |
| | | 5月 | 647 | 381 | 266 | 21 | 665 | 355 | 310 | 995 | May |
| | | 6月 | 690 | 412 | 278 | 24 | 736 | 424 | 312 | 973 | Jun. |
| | | 7月 | 637 | 358 | 279 | 21 | 674 | 364 | 310 | 956 | Jul. |
| | | 8月 | 587 | 339 | 248 | 24 | 650 | 377 | 273 | 916 | Aug. |
| | | 9月 | 578 | 325 | 253 | 18 | 595 | 323 | 272 | 916 | Sep. |
| | | 10月 | 621 | 336 | 285 | 28 | 613 | 287 | 326 | 953 | Oct. |
| | | 11月 | 595 | 297 | 298 | 21 | 575 | 242 | 333 | 993 | Nov. |
| | | 12月 | 522 | 280 | 242 | 17 | 521 | 226 | 295 | 1,011 | Dec. |

紡績系 Spun yarn

| 年 月 | | | (2) 紡毛糸 Woolen yarn | | | | | | | 単位:トン Unit:t | Year and Month |
|-----|----|--------|-----------------------------|-----------|--------------|-----------------------------|----------------------------|---------------------------|---------------|-------------------------------|-------------------|
| | | | 生産数量 Production Quantity | | | 受入数量 Receipt Quantity | 出荷数量 Shipments Quantity | | | 在庫数量 Inventory Quantity | |
| | | | 計 Total | 純 Pure | 混 Blended | | 計 total | 販売数量 Sales Quantity | その他 Others | | |
| 平成 | 20 | 年 | 3,375 | 2,489 | 886 | 1,106 | 4,498 | 3,351 | 1,147 | 271 | C.Y. 2008 |
| | 21 | | 2,443 | 1,730 | 713 | 700 | 3,146 | 2,332 | 814 | 292 | C.Y. 2009 |
| | 22 | | 2,831 | 2,063 | 768 | 837 | 3,727 | 2,779 | 948 | 218 | C.Y. 2010 |
| | 23 | | 3,142 | 2,354 | 788 | 757 | 3,862 | 2,874 | 988 | 246 | C.Y. 2011 |
| | 24 | | 3,031 | 2,320 | 711 | 890 | 3,920 | 2,884 | 1,036 | 250 | C.Y. 2012 |
| 平成 | 22 | 年度 | 2,963 | 2,194 | 769 | 817 | 3,833 | 2,861 | 972 | 230 | F.Y. 2010 |
| | 23 | | 3,138 | 2,337 | 801 | 770 | 3,869 | 2,875 | 994 | 259 | F.Y. 2011 |
| 24 | 年 | 1~3月 | 766 | 566 | 200 | 220 | 974 | 720 | 254 | 259 | Q1 2012 |
| | | 4~6月 | 784 | 609 | 175 | 203 | 1,007 | 710 | 297 | 241 | Q2 |
| | | 7~9月 | 758 | 588 | 170 | 224 | 969 | 717 | 252 | 255 | Q3 |
| | | 10~12月 | 723 | 557 | 166 | 243 | 970 | 737 | 233 | 250 | Q4 |
| 24 | 年 | 1月 | 245 | 179 | 66 | 69 | 308 | 232 | 76 | 253 | Jan. 2012 |
| | | 2月 | 253 | 183 | 70 | 69 | 323 | 239 | 84 | 252 | Feb. |
| | | 3月 | 268 | 204 | 64 | 82 | 343 | 249 | 94 | 259 | Mar. |
| | | 4月 | 258 | 199 | 59 | 63 | 321 | 223 | 98 | 260 | Apr. |
| | | 5月 | 259 | 205 | 54 | 68 | 326 | 228 | 98 | 262 | May |
| | | 6月 | 267 | 205 | 62 | 72 | 360 | 259 | 101 | 241 | Jun. |
| | | 7月 | 271 | 210 | 61 | 71 | 342 | 248 | 94 | 242 | Jul. |
| | | 8月 | 240 | 186 | 54 | 65 | 306 | 229 | 77 | 241 | Aug. |
| | | 9月 | 247 | 192 | 55 | 88 | 321 | 240 | 81 | 255 | Sep. |
| | | 10月 | 253 | 200 | 53 | 81 | 331 | 248 | 83 | 258 | Oct. |
| | | 11月 | 233 | 176 | 57 | 75 | 320 | 249 | 71 | 246 | Nov. |
| | | 12月 | 237 | 181 | 56 | 87 | 319 | 240 | 79 | 250 | Dec. |

| 年 月 | | | 3 絹紡糸(さく紡糸・ちゆう糸を含む) Spun silk yarn (spun tussah-silk yarn included) | | | | | | | 単位:トン Unit:t | Year and Month |
|-----|----|--------|--|-----------|--------------|-----------------------------|----------------------------|---------------------------|---------------|-------------------------------|-------------------|
| | | | 生産数量 Production Quantity | | | 受入数量 Receipt Quantity | 出荷数量 Shipments Quantity | | | 在庫数量 Inventory Quantity | |
| | | | 計 Total | 純 Pure | 混 Blended | | 計 total | 販売数量 Sales Quantity | その他 Others | | |
| 平成 | 20 | 年 | X | ... | ... | X | X | X | X | 68 | C.Y. 2008 |
| | 21 | | X | ... | ... | X | X | X | X | 55 | C.Y. 2009 |
| | 22 | | X | ... | ... | X | X | X | X | 14 | C.Y. 2010 |
| | 23 | | X | ... | ... | X | X | X | X | 8 | C.Y. 2011 |
| | 24 | | X | ... | ... | X | X | X | X | 7 | C.Y. 2012 |
| 平成 | 22 | 年度 | X | ... | ... | X | X | X | X | 5 | F.Y. 2010 |
| | 23 | | X | ... | ... | X | X | X | X | 6 | F.Y. 2011 |
| 24 | 年 | 1~3月 | X | ... | ... | X | X | X | X | 6 | Q1 2012 |
| | | 4~6月 | X | ... | ... | X | X | X | X | 5 | Q2 |
| | | 7~9月 | X | ... | ... | X | X | X | X | 6 | Q3 |
| | | 10~12月 | X | ... | ... | X | X | X | X | 7 | Q4 |
| 24 | 年 | 1月 | X | ... | ... | X | X | X | X | 6 | Jan. 2012 |
| | | 2月 | X | ... | ... | X | X | X | X | 7 | Feb. |
| | | 3月 | X | ... | ... | X | X | X | X | 6 | Mar. |
| | | 4月 | X | ... | ... | X | X | X | X | 5 | Apr. |
| | | 5月 | X | ... | ... | X | X | X | X | 5 | May |
| | | 6月 | X | ... | ... | X | X | X | X | 5 | Jun. |
| | | 7月 | X | ... | ... | X | X | X | X | 5 | Jul. |
| | | 8月 | X | ... | ... | X | X | X | X | 5 | Aug. |
| | | 9月 | X | ... | ... | X | X | X | X | 6 | Sep. |
| | | 10月 | X | ... | ... | X | X | X | X | 4 | Oct. |
| | | 11月 | X | ... | ... | X | X | X | X | 5 | Nov. |
| | | 12月 | X | ... | ... | X | X | X | X | 7 | Dec. |

紡績系 Spun yarn

| 年 月 | | | 4 麻糸 Flax yarn | | | | | | | 単位:トン Unit:t | Year and Month |
|-----|----|--------|-----------------------------|-----------|--------------|--------------------------|----------------------------|---------------------------|---------------|----------------------------|----------------|
| | | | 生産数量 Production Quantity | | | 受入数量 Receipt Quantity | 出荷数量 Shipments Quantity | | | 在庫数量 Inventory Quantity | |
| | | | 計 Total | 純 Pure | 混 Blended | | 計 total | 販売数量 Sales Quantity | その他 Others | | |
| 平成 | 20 | 年 | 1,273 | 570 | 703 | 339 | 1,552 | 1,255 | 297 | 341 | C.Y. 2008 |
| | 21 | | 899 | 460 | 439 | 167 | 1,119 | 936 | 183 | 250 | C.Y. 2009 |
| | 22 | | 794 | 449 | 345 | 135 | 1,009 | 845 | 164 | 178 | C.Y. 2010 |
| | 23 | | X | X | X | X | X | X | X | 147 | C.Y. 2011 |
| | 24 | | X | X | X | X | X | X | X | 179 | C.Y. 2012 |
| 平成 | 22 | 年度 | X | X | X | X | X | X | X | 173 | F.Y. 2010 |
| | 23 | | X | X | X | X | X | X | X | 139 | F.Y. 2011 |
| 24 | 年 | 1~3月 | X | X | X | X | X | X | X | 139 | Q1 2012 |
| | | 4~6月 | X | X | X | X | X | X | X | 143 | Q2 |
| | | 7~9月 | X | X | X | X | X | X | X | 146 | Q3 |
| | | 10~12月 | X | X | X | X | X | X | X | 179 | Q4 |
| 24 | 年 | 1月 | X | X | X | X | X | X | X | 226 | Jan. 2012 |
| | | 2月 | X | X | X | X | X | X | X | 144 | Feb. |
| | | 3月 | X | X | X | X | X | X | X | 139 | Mar. |
| | | 4月 | X | X | X | X | X | X | X | 153 | Apr. |
| | | 5月 | X | X | X | X | X | X | X | 135 | May |
| | | 6月 | X | X | X | X | X | X | X | 143 | Jun. |
| | | 7月 | X | X | X | X | X | X | X | 143 | Jul. |
| | | 8月 | X | X | X | X | X | X | X | 142 | Aug. |
| | | 9月 | X | X | X | X | X | X | X | 146 | Sep. |
| | | 10月 | X | X | X | X | X | X | X | 156 | Oct. |
| | | 11月 | X | X | X | X | X | X | X | 171 | Nov. |
| | | 12月 | X | X | X | X | X | X | X | 179 | Dec. |

| 年 月 | | | 5 再生・半合成繊維系 Regenerated and semi-synthetic fiber yarn | | | | | | | 単位:トン Unit:t | Year and Month |
|-----|----|--------|--|-----------|--------------|--------------------------|----------------------------|---------------------------|---------------|----------------------------|----------------|
| | | | 生産数量 Production Quantity | | | 受入数量 Receipt Quantity | 出荷数量 Shipments Quantity | | | 在庫数量 Inventory Quantity | |
| | | | 計 Total | 純 Pure | 混 Blended | | 計 total | 販売数量 Sales Quantity | その他 Others | | |
| 平成 | 20 | 年 | ... | ... | ... | ... | ... | ... | ... | ... | C.Y. 2008 |
| | 21 | | ... | ... | ... | ... | ... | ... | ... | ... | C.Y. 2009 |
| | 22 | | ... | ... | ... | ... | ... | ... | ... | ... | C.Y. 2010 |
| | 23 | | 7,274 | 4,785 | 2,489 | 1 | 7,206 | 5,322 | 1,884 | 1,083 | C.Y. 2011 |
| | 24 | | 6,457 | 4,491 | 1,966 | - | 6,445 | 5,257 | 1,188 | 1,096 | C.Y. 2012 |
| 平成 | 22 | 年度 | ... | ... | ... | ... | ... | ... | ... | ... | F.Y. 2010 |
| | 23 | | 7,026 | 4,792 | 2,234 | 1 | 7,058 | 5,444 | 1,614 | 960 | F.Y. 2011 |
| 24 | 年 | 1~3月 | 1,766 | 1,241 | 525 | - | 1,887 | 1,503 | 384 | 960 | Q1 2012 |
| | | 4~6月 | 1,643 | 1,100 | 543 | - | 1,589 | 1,295 | 294 | 1,014 | Q2 |
| | | 7~9月 | 1,417 | 1,000 | 417 | - | 1,380 | 1,208 | 172 | 1,053 | Q3 |
| | | 10~12月 | 1,631 | 1,150 | 481 | - | 1,589 | 1,251 | 338 | 1,096 | Q4 |
| 24 | 年 | 1月 | 586 | 425 | 161 | - | 520 | 430 | 90 | 1,148 | Jan. 2012 |
| | | 2月 | 569 | 398 | 171 | - | 659 | 496 | 163 | 1,057 | Feb. |
| | | 3月 | 611 | 418 | 193 | - | 708 | 577 | 131 | 960 | Mar. |
| | | 4月 | 582 | 392 | 190 | - | 578 | 450 | 128 | 963 | Apr. |
| | | 5月 | 545 | 358 | 187 | - | 498 | 413 | 85 | 1,011 | May |
| | | 6月 | 516 | 350 | 166 | - | 513 | 432 | 81 | 1,014 | Jun. |
| | | 7月 | 514 | 347 | 167 | - | 500 | 437 | 63 | 1,011 | Jul. |
| | | 8月 | 427 | 318 | 109 | - | 370 | 325 | 45 | 1,086 | Aug. |
| | | 9月 | 476 | 335 | 141 | - | 510 | 446 | 64 | 1,053 | Sep. |
| | | 10月 | 545 | 412 | 133 | - | 507 | 416 | 91 | 1,092 | Oct. |
| | | 11月 | 552 | 376 | 176 | - | 480 | 348 | 132 | 1,163 | Nov. |
| | | 12月 | 534 | 362 | 172 | - | 602 | 487 | 115 | 1,096 | Dec. |

紡績系 Spun yarn

| 年 月 | | | 6 合成繊維紡績系 (1)~(3) Synthetic fiber yarn total | | | | | | | 単位:トン Unit:t | Year and Month |
|-----|----|--------|---|-----------|--------------|--------------------------|----------------------------|---------------------------|---------------|----------------------------|----------------|
| | | | 生産数量 Production Quantity | | | 受入数量 Receipt Quantity | 出荷数量 Shipments Quantity | | | 在庫数量 Inventory Quantity | |
| | | | 計 Total | 純 Pure | 混 Blended | | 計 total | 販売数量 Sales Quantity | その他 Others | | |
| 平成 | 20 | 年 | 52,699 | ... | ... | 891 | 53,325 | 35,231 | 18,094 | 4,933 | C.Y. 2008 |
| | 21 | | 34,899 | ... | ... | 663 | 35,962 | 22,887 | 13,075 | 4,292 | C.Y. 2009 |
| | 22 | | 34,924 | ... | ... | 851 | 36,777 | 23,773 | 13,004 | 3,034 | C.Y. 2010 |
| | 23 | | 35,406 | ... | ... | 869 | 36,071 | 23,086 | 12,985 | 3,097 | C.Y. 2011 |
| | 24 | | 32,792 | ... | ... | 928 | 32,863 | 21,565 | 11,298 | 3,933 | C.Y. 2012 |
| 平成 | 22 | 年度 | 35,058 | ... | ... | 885 | 37,331 | 23,913 | 13,418 | 2,579 | F.Y. 2010 |
| | 23 | | 35,240 | ... | ... | 853 | 35,227 | 22,896 | 12,331 | 3,324 | F.Y. 2011 |
| 24 | 年 | 1~3月 | 8,286 | ... | ... | 228 | 8,266 | 5,524 | 2,742 | 3,324 | Q1 2012 |
| | | 4~6月 | 8,858 | ... | ... | 220 | 8,857 | 5,653 | 3,204 | 3,533 | Q2 |
| | | 7~9月 | 8,146 | ... | ... | 256 | 8,263 | 5,404 | 2,859 | 3,684 | Q3 |
| | | 10~12月 | 7,502 | ... | ... | 224 | 7,477 | 4,984 | 2,493 | 3,933 | Q4 |
| 24 | 年 | 1月 | 2,620 | ... | ... | 58 | 2,579 | 1,744 | 835 | 3,174 | Jan. 2012 |
| | | 2月 | 2,770 | ... | ... | 79 | 2,624 | 1,733 | 891 | 3,400 | Feb. |
| | | 3月 | 2,896 | ... | ... | 91 | 3,063 | 2,047 | 1,016 | 3,324 | Mar. |
| | | 4月 | 2,873 | ... | ... | 70 | 2,860 | 1,796 | 1,064 | 3,406 | Apr. |
| | | 5月 | 2,892 | ... | ... | 82 | 2,951 | 1,952 | 999 | 3,429 | May |
| | | 6月 | 3,093 | ... | ... | 68 | 3,046 | 1,905 | 1,141 | 3,533 | Jun. |
| | | 7月 | 2,979 | ... | ... | 114 | 3,006 | 1,965 | 1,041 | 3,619 | Jul. |
| | | 8月 | 2,452 | ... | ... | 60 | 2,516 | 1,660 | 856 | 3,619 | Aug. |
| | | 9月 | 2,715 | ... | ... | 82 | 2,741 | 1,779 | 962 | 3,684 | Sep. |
| | | 10月 | 2,644 | ... | ... | 75 | 2,645 | 1,741 | 904 | 3,758 | Oct. |
| | | 11月 | 2,609 | ... | ... | 70 | 2,526 | 1,670 | 856 | 3,912 | Nov. |
| | | 12月 | 2,249 | ... | ... | 79 | 2,306 | 1,573 | 733 | 3,933 | Dec. |

| 年 月 | | | (1) アクリル系 Acrylic yarn | | | | | | | 単位:トン Unit:t | Year and Month |
|-----|----|--------|-----------------------------|-----------|--------------|--------------------------|----------------------------|---------------------------|---------------|----------------------------|----------------|
| | | | 生産数量 Production Quantity | | | 受入数量 Receipt Quantity | 出荷数量 Shipments Quantity | | | 在庫数量 Inventory Quantity | |
| | | | 計 Total | 純 Pure | 混 Blended | | 計 total | 販売数量 Sales Quantity | その他 Others | | |
| 平成 | 20 | 年 | 14,088 | 6,375 | 7,713 | 318 | 14,194 | 7,544 | 6,650 | 1,582 | C.Y. 2008 |
| | 21 | | 10,297 | 4,951 | 5,346 | 88 | 10,207 | 5,184 | 5,023 | 1,657 | C.Y. 2009 |
| | 22 | | 10,847 | 5,106 | 5,741 | 101 | 11,276 | 5,738 | 5,538 | 1,093 | C.Y. 2010 |
| | 23 | | 10,641 | 4,414 | 6,227 | 89 | 10,614 | 5,562 | 5,052 | 1,087 | C.Y. 2011 |
| | 24 | | 9,530 | 3,925 | 5,605 | 109 | 9,522 | 5,408 | 4,114 | 1,197 | C.Y. 2012 |
| 平成 | 22 | 年度 | 10,808 | 4,886 | 5,922 | 99 | 11,285 | 5,703 | 5,582 | 975 | F.Y. 2010 |
| | 23 | | 10,672 | 4,289 | 6,383 | 90 | 10,391 | 5,726 | 4,665 | 1,247 | F.Y. 2011 |
| 24 | 年 | 1~3月 | 2,635 | 1,013 | 1,622 | 25 | 2,500 | 1,508 | 992 | 1,247 | Q1 2012 |
| | | 4~6月 | 2,748 | 979 | 1,769 | 26 | 2,922 | 1,528 | 1,394 | 1,098 | Q2 |
| | | 7~9月 | 2,432 | 1,062 | 1,370 | 36 | 2,510 | 1,496 | 1,014 | 1,051 | Q3 |
| | | 10~12月 | 1,715 | 871 | 844 | 22 | 1,590 | 876 | 714 | 1,197 | Q4 |
| 24 | 年 | 1月 | 738 | 288 | 450 | 4 | 727 | 424 | 303 | 1,102 | Jan. 2012 |
| | | 2月 | 886 | 325 | 561 | 5 | 722 | 424 | 298 | 1,272 | Feb. |
| | | 3月 | 1,011 | 400 | 611 | 16 | 1,051 | 660 | 391 | 1,247 | Mar. |
| | | 4月 | 923 | 321 | 602 | 7 | 953 | 475 | 478 | 1,223 | Apr. |
| | | 5月 | 967 | 324 | 643 | 7 | 1,100 | 612 | 488 | 1,098 | May |
| | | 6月 | 858 | 334 | 524 | 12 | 869 | 441 | 428 | 1,098 | Jun. |
| | | 7月 | 898 | 414 | 484 | 16 | 880 | 556 | 324 | 1,126 | Jul. |
| | | 8月 | 708 | 257 | 451 | 10 | 739 | 434 | 305 | 1,104 | Aug. |
| | | 9月 | 826 | 391 | 435 | 10 | 891 | 506 | 385 | 1,051 | Sep. |
| | | 10月 | 633 | 296 | 337 | 7 | 554 | 279 | 275 | 1,136 | Oct. |
| | | 11月 | 585 | 321 | 264 | 7 | 533 | 306 | 227 | 1,196 | Nov. |
| | | 12月 | 497 | 254 | 243 | 8 | 503 | 291 | 212 | 1,197 | Dec. |

紡績系 Spun yarn

| 年 月 | | | (2) ポリエステル系 Polyester yarn | | | | | | | 単位:トン Unit:t | Year and Month |
|-----|----|--------|-------------------------------|-----------|--------------|-----------------------------|----------------------------|---------------------------|---------------|-------------------------------|-------------------|
| | | | 生産数量 Production Quantity | | | 受入数量 Receipt Quantity | 出荷数量 Shipments Quantity | | | 在庫数量 Inventory Quantity | |
| | | | 計 Total | 純 Pure | 混 Blended | | 計 total | 販売数量 Sales Quantity | その他 Others | | |
| 平成 | 20 | 年 | 31,382 | 14,255 | 17,127 | 543 | 31,784 | 21,619 | 10,165 | 2,988 | C.Y. 2008 |
| | 21 | | 19,372 | 8,875 | 10,497 | 572 | 20,548 | 13,667 | 6,881 | 2,247 | C.Y. 2009 |
| | 22 | | 18,289 | 8,320 | 9,969 | 750 | 19,639 | 13,287 | 6,352 | 1,625 | C.Y. 2010 |
| | 23 | | 18,161 | 8,271 | 9,890 | 780 | 18,940 | 12,579 | 6,361 | 1,609 | C.Y. 2011 |
| | 24 | | 17,453 | 8,516 | 8,937 | 819 | 17,655 | 11,686 | 5,969 | 2,212 | C.Y. 2012 |
| 平成 | 22 | 年度 | 18,268 | 8,329 | 9,939 | 786 | 19,980 | 13,322 | 6,658 | 1,298 | F.Y. 2010 |
| | 23 | | 18,107 | 8,471 | 9,636 | 763 | 18,525 | 12,390 | 6,135 | 1,626 | F.Y. 2011 |
| 24 | 年 | 1~3月 | 4,250 | 2,176 | 2,074 | 203 | 4,415 | 2,940 | 1,475 | 1,626 | Q1 2012 |
| | | 4~6月 | 4,518 | 2,113 | 2,405 | 194 | 4,346 | 2,963 | 1,383 | 1,981 | Q2 |
| | | 7~9月 | 4,372 | 2,105 | 2,267 | 220 | 4,462 | 2,813 | 1,649 | 2,128 | Q3 |
| | | 10~12月 | 4,313 | 2,122 | 2,191 | 202 | 4,432 | 2,970 | 1,462 | 2,212 | Q4 |
| 24 | 年 | 1月 | 1,450 | 718 | 732 | 54 | 1,412 | 952 | 460 | 1,679 | Jan. 2012 |
| | | 2月 | 1,398 | 750 | 648 | 74 | 1,441 | 962 | 479 | 1,710 | Feb. |
| | | 3月 | 1,402 | 708 | 694 | 75 | 1,562 | 1,026 | 536 | 1,626 | Mar. |
| | | 4月 | 1,418 | 730 | 688 | 63 | 1,386 | 979 | 407 | 1,721 | Apr. |
| | | 5月 | 1,457 | 708 | 749 | 75 | 1,375 | 953 | 422 | 1,877 | May |
| | | 6月 | 1,643 | 675 | 968 | 56 | 1,585 | 1,031 | 554 | 1,981 | Jun. |
| | | 7月 | 1,542 | 748 | 794 | 98 | 1,597 | 965 | 632 | 2,030 | Jul. |
| | | 8月 | 1,333 | 640 | 693 | 50 | 1,375 | 870 | 505 | 2,042 | Aug. |
| | | 9月 | 1,497 | 717 | 780 | 72 | 1,490 | 978 | 512 | 2,128 | Sep. |
| | | 10月 | 1,509 | 727 | 782 | 68 | 1,602 | 1,081 | 521 | 2,104 | Oct. |
| | | 11月 | 1,518 | 765 | 753 | 63 | 1,492 | 971 | 521 | 2,193 | Nov. |
| | | 12月 | 1,286 | 630 | 656 | 71 | 1,338 | 918 | 420 | 2,212 | Dec. |

| 年 月 | | | (3) その他の合成繊維系 Other synthetic fiber yarn | | | | | | | 単位:トン Unit:t | Year and Month |
|-----|----|--------|---|-----------|--------------|-----------------------------|----------------------------|---------------------------|---------------|-------------------------------|-------------------|
| | | | 生産数量 Production Quantity | | | 受入数量 Receipt Quantity | 出荷数量 Shipments Quantity | | | 在庫数量 Inventory Quantity | |
| | | | 計 Total | 純 Pure | 混 Blended | | 計 total | 販売数量 Sales Quantity | その他 Others | | |
| 平成 | 20 | 年 | 7,229 | ... | ... | 30 | 7,347 | 6,068 | 1,279 | 363 | C.Y. 2008 |
| | 21 | | 5,230 | ... | ... | 3 | 5,207 | 4,036 | 1,171 | 388 | C.Y. 2009 |
| | 22 | | 5,788 | ... | ... | - | 5,862 | 4,748 | 1,114 | 316 | C.Y. 2010 |
| | 23 | | 6,604 | ... | ... | - | 6,517 | 4,945 | 1,572 | 401 | C.Y. 2011 |
| | 24 | | 5,809 | ... | ... | - | 5,686 | 4,471 | 1,215 | 524 | C.Y. 2012 |
| 平成 | 22 | 年度 | 5,982 | ... | ... | - | 6,066 | 4,888 | 1,178 | 306 | F.Y. 2010 |
| | 23 | | 6,461 | ... | ... | - | 6,311 | 4,780 | 1,531 | 451 | F.Y. 2011 |
| 24 | 年 | 1~3月 | 1,401 | ... | ... | - | 1,351 | 1,076 | 275 | 451 | Q1 2012 |
| | | 4~6月 | 1,592 | ... | ... | - | 1,589 | 1,162 | 427 | 454 | Q2 |
| | | 7~9月 | 1,342 | ... | ... | - | 1,291 | 1,095 | 196 | 505 | Q3 |
| | | 10~12月 | 1,474 | ... | ... | - | 1,455 | 1,138 | 317 | 524 | Q4 |
| 24 | 年 | 1月 | 432 | ... | ... | - | 440 | 368 | 72 | 393 | Jan. 2012 |
| | | 2月 | 486 | ... | ... | - | 461 | 347 | 114 | 418 | Feb. |
| | | 3月 | 483 | ... | ... | - | 450 | 361 | 89 | 451 | Mar. |
| | | 4月 | 532 | ... | ... | - | 521 | 342 | 179 | 462 | Apr. |
| | | 5月 | 468 | ... | ... | - | 476 | 387 | 89 | 454 | May |
| | | 6月 | 592 | ... | ... | - | 592 | 433 | 159 | 454 | Jun. |
| | | 7月 | 539 | ... | ... | - | 529 | 444 | 85 | 463 | Jul. |
| | | 8月 | 411 | ... | ... | - | 402 | 356 | 46 | 473 | Aug. |
| | | 9月 | 392 | ... | ... | - | 360 | 295 | 65 | 505 | Sep. |
| | | 10月 | 502 | ... | ... | - | 489 | 381 | 108 | 518 | Oct. |
| | | 11月 | 506 | ... | ... | - | 501 | 393 | 108 | 523 | Nov. |
| | | 12月 | 466 | ... | ... | - | 465 | 364 | 101 | 524 | Dec. |

紡績系純・混紡系別生産内訳

Spun yarn-Breakdown of production by Blended yarn with other Pure and Blended yarn

| 年 月 | 綿系(コンデンサー系を含む) Cotton yarn(condenser yarn included) | | | | | | | | | | Year and Month | |
|----------|--|-----------------|---------------------|------------------------|----------------|----------------|---|-----------------|--------------------------|-------|----------------|---------------|
| | 計 Total | 純糸 Pure yarn | 混紡糸 Blended yarn | 混紡相手繊維 Blended yarn | | | | | | | | その他 Others |
| | | | | 綿 Cotton yarn | 毛 Wool yarn | 麻 Flax yarn | 再生・ 半合成繊維 Regenerated and semi-synthetic fiber yarn | アクリル Acrylic | ポリエステル Polyester yarn | | | |
| 平成 20 年 | 65,825 | 57,587 | 8,238 | ... | 301 | 571 | ... | 415 | 2,374 | ... | C.Y. 2008 | |
| 21 | 47,015 | 40,838 | 6,177 | ... | 195 | 476 | ... | 221 | 1,933 | ... | C.Y. 2009 | |
| 22 | 44,958 | 39,362 | 5,596 | ... | 93 | 406 | ... | 318 | 2,477 | ... | C.Y. 2010 | |
| 23 | 42,967 | 37,193 | 5,774 | ... | 77 | 427 | 661 | 169 | 2,570 | 1,870 | C.Y. 2011 | |
| 24 | 37,636 | 32,929 | 4,707 | ... | 94 | 334 | 518 | 167 | 2,017 | 1,577 | C.Y. 2012 | |
| 平成 22 年度 | 45,148 | 39,502 | 5,646 | ... | 85 | 430 | ... | 278 | 2,543 | ... | F.Y. 2010 | |
| 23 | 41,007 | 35,436 | 5,571 | ... | 80 | 367 | ... | 182 | 2,468 | ... | F.Y. 2011 | |
| 24 年 | 9,548 | 8,287 | 1,261 | ... | 22 | 70 | 146 | 36 | 544 | 443 | Q1 2012 | |
| 4~6月 | 9,761 | 8,622 | 1,139 | ... | 37 | 52 | 138 | 65 | 434 | 413 | Q2 | |
| 7~9月 | 8,808 | 7,759 | 1,049 | ... | 24 | 84 | 130 | 20 | 458 | 333 | Q3 | |
| 10~12月 | 9,519 | 8,261 | 1,258 | ... | 11 | 128 | 104 | 46 | 581 | 388 | Q4 | |
| 24 年 | 2,998 | 2,553 | 445 | ... | 3 | 14 | 55 | 15 | 200 | 158 | Jan. 2012 | |
| 2月 | 3,307 | 2,886 | 421 | ... | 7 | 38 | 33 | 14 | 182 | 147 | Feb. | |
| 3月 | 3,243 | 2,848 | 395 | ... | 12 | 18 | 58 | 7 | 162 | 138 | Mar. | |
| 4月 | 3,506 | 3,083 | 423 | ... | 11 | 18 | 44 | 40 | 159 | 151 | Apr. | |
| 5月 | 3,012 | 2,660 | 352 | ... | 12 | 14 | 41 | 11 | 147 | 127 | May | |
| 6月 | 3,243 | 2,879 | 364 | ... | 14 | 20 | 53 | 14 | 128 | 135 | Jun. | |
| 7月 | 3,112 | 2,745 | 367 | ... | 10 | 11 | 56 | 5 | 166 | 119 | Jul. | |
| 8月 | 2,708 | 2,363 | 345 | ... | 12 | 37 | 43 | 7 | 140 | 106 | Aug. | |
| 9月 | 2,988 | 2,651 | 337 | ... | 2 | 36 | 31 | 8 | 152 | 108 | Sep. | |
| 10月 | 3,377 | 2,947 | 430 | ... | 5 | 35 | 38 | 21 | 200 | 131 | Oct. | |
| 11月 | 3,018 | 2,585 | 433 | ... | - | 59 | 39 | 18 | 176 | 141 | Nov. | |
| 12月 | 3,124 | 2,729 | 395 | ... | 6 | 34 | 27 | 7 | 205 | 116 | Dec. | |

| 年 月 | 毛糸計 (①~②) Worsted and woolen yarn total | | | | | | | | | | Year and Month | |
|----------|--|-----------------|---------------------|------------------------|----------------|----------------|---|-----------------|--------------------------|-----|----------------|---------------|
| | 計 Total | 純糸 Pure yarn | 混紡糸 Blended yarn | 混紡相手繊維 Blended yarn | | | | | | | | その他 Others |
| | | | | 綿 Cotton yarn | 毛 Wool yarn | 麻 Flax yarn | 再生・ 半合成繊維 Regenerated and semi-synthetic fiber yarn | アクリル Acrylic | ポリエステル Polyester yarn | | | |
| 平成 20 年 | 11,405 | 7,040 | 4,365 | 74 | ... | 93 | ... | 25 | 2,393 | ... | C.Y. 2008 | |
| 21 | 8,178 | 4,770 | 3,408 | 94 | ... | 44 | ... | 27 | 1,930 | ... | C.Y. 2009 | |
| 22 | 9,327 | 5,713 | 3,614 | 69 | ... | 77 | ... | 24 | 2,072 | ... | C.Y. 2010 | |
| 23 | 10,267 | 6,166 | 4,101 | 62 | ... | 59 | 803 | 35 | 2,494 | 648 | C.Y. 2011 | |
| 24 | 10,423 | 6,483 | 3,940 | 55 | ... | 48 | 781 | 35 | 2,475 | 546 | C.Y. 2012 | |
| 平成 22 年度 | 9,639 | 5,902 | 3,737 | 77 | ... | 74 | ... | 28 | 2,135 | ... | F.Y. 2010 | |
| 23 | 10,459 | 6,294 | 4,165 | 58 | ... | 55 | ... | 36 | 2,595 | ... | F.Y. 2011 | |
| 24 年 | 2,613 | 1,598 | 1,015 | 11 | ... | 13 | 180 | 9 | 643 | 159 | Q1 2012 | |
| 4~6月 | 2,789 | 1,805 | 984 | 17 | ... | 13 | 184 | 9 | 625 | 136 | Q2 | |
| 7~9月 | 2,560 | 1,610 | 950 | 16 | ... | 9 | 204 | 9 | 582 | 130 | Q3 | |
| 10~12月 | 2,461 | 1,470 | 991 | 11 | ... | 13 | 213 | 8 | 625 | 121 | Q4 | |
| 24 年 | 816 | 485 | 331 | 3 | ... | 6 | 53 | 3 | 212 | 54 | Jan. 2012 | |
| 2月 | 872 | 534 | 338 | 4 | ... | 3 | 60 | 3 | 212 | 56 | Feb. | |
| 3月 | 925 | 579 | 346 | 4 | ... | 4 | 67 | 3 | 219 | 49 | Mar. | |
| 4月 | 926 | 602 | 324 | 4 | ... | 6 | 60 | 3 | 206 | 45 | Apr. | |
| 5月 | 906 | 586 | 320 | 9 | ... | 2 | 60 | 3 | 204 | 42 | May | |
| 6月 | 957 | 617 | 340 | 4 | ... | 5 | 64 | 3 | 215 | 49 | Jun. | |
| 7月 | 908 | 568 | 340 | 5 | ... | 6 | 65 | 3 | 211 | 50 | Jul. | |
| 8月 | 827 | 525 | 302 | 5 | ... | 2 | 67 | 3 | 184 | 41 | Aug. | |
| 9月 | 825 | 517 | 308 | 6 | ... | 1 | 72 | 3 | 187 | 39 | Sep. | |
| 10月 | 874 | 536 | 338 | 4 | ... | 4 | 75 | 3 | 213 | 39 | Oct. | |
| 11月 | 828 | 473 | 355 | 3 | ... | 3 | 75 | 3 | 229 | 42 | Nov. | |
| 12月 | 759 | 461 | 298 | 4 | ... | 6 | 63 | 2 | 183 | 40 | Dec. | |

注: 絹紡糸及びその他の合成繊維系の生産内訳の調査はしていない。

紡績系純・混紡系別生産内訳

Spun yarn-Breakdown of production by Blended yarn with other Pure and Blended yarn

| 年 月 | | | ① そ毛糸 Worsted yarn | | | | | | | | | 単位:トン Unit:t | Year and Month | |
|-----|----|--------|-----------------------|--------------------|------------------------|------------------------|-------------------|-------------------|---|-----------------|-----------------------------|-----------------|----------------|---------------|
| | | | 計 Total | 純糸 Pure yarn | 混紡糸 Blended yarn | 混紡相手繊維 Blended yarn | | | | | | | | その他 Others |
| | | | | | | 綿 Cotton yarn | 毛 Wool yarn | 麻 Flax yarn | 再生・ 半合成繊維 Regenerated and semi- synthetic fiber yarn | アクリル Acrylic | ポリエステル Polyester yarn | | | |
| 平成 | 20 | 年 | 8,030 | 4,551 | 3,479 | 38 | ... | 93 | ... | - | 2,310 | ... | C.Y. 2008 | |
| | 21 | | 5,735 | 3,040 | 2,695 | 40 | ... | 44 | ... | - | 1,890 | ... | C.Y. 2009 | |
| | 22 | | 6,496 | 3,650 | 2,846 | 41 | ... | 65 | ... | - | 2,037 | ... | C.Y. 2010 | |
| | 23 | | 7,125 | 3,812 | 3,313 | 27 | ... | 58 | 791 | - | 2,432 | 5 | C.Y. 2011 | |
| | 24 | | 7,392 | 4,163 | 3,229 | 31 | ... | 46 | 743 | - | 2,407 | 2 | C.Y. 2012 | |
| 平成 | 22 | 年度 | 6,676 | 3,708 | 2,968 | 49 | ... | 64 | ... | - | 2,092 | ... | F.Y. 2010 | |
| | 23 | | 7,321 | 3,957 | 3,364 | ... | ... | ... | ... | ... | ... | ... | F.Y. 2011 | |
| 24 | 年 | 1~3月 | 1,847 | 1,032 | 815 | 5 | ... | 12 | 172 | - | 624 | 2 | Q1 2012 | |
| | | 4~6月 | 2,005 | 1,196 | 809 | 11 | ... | 12 | 176 | - | 610 | - | Q2 | |
| | | 7~9月 | 1,802 | 1,022 | 780 | 10 | ... | 9 | 194 | - | 567 | - | Q3 | |
| | | 10~12月 | 1,738 | 913 | 825 | 5 | ... | 13 | 201 | - | 606 | - | Q4 | |
| 24 | 年 | 1月 | 571 | 306 | 265 | 1 | ... | 6 | 51 | - | 207 | - | Jan. 2012 | |
| | | 2月 | 619 | 351 | 268 | 2 | ... | 3 | 57 | - | 205 | 1 | Feb. | |
| | | 3月 | 657 | 375 | 282 | 2 | ... | 3 | 64 | - | 212 | 1 | Mar. | |
| | | 4月 | 668 | 403 | 265 | 2 | ... | 5 | 57 | - | 201 | - | Apr. | |
| | | 5月 | 647 | 381 | 266 | 7 | ... | 2 | 57 | - | 200 | - | May | |
| | | 6月 | 690 | 412 | 278 | 2 | ... | 5 | 62 | - | 209 | - | Jun. | |
| | | 7月 | 637 | 358 | 279 | 3 | ... | 6 | 62 | - | 208 | - | Jul. | |
| | | 8月 | 587 | 339 | 248 | 3 | ... | 2 | 64 | - | 179 | - | Aug. | |
| | | 9月 | 578 | 325 | 253 | 4 | ... | 1 | 68 | - | 180 | - | Sep. | |
| | | 10月 | 621 | 336 | 285 | 2 | ... | 4 | 71 | - | 208 | - | Oct. | |
| | | 11月 | 595 | 297 | 298 | 1 | ... | 3 | 71 | - | 223 | - | Nov. | |
| | | 12月 | 522 | 280 | 242 | 2 | ... | 6 | 59 | - | 175 | - | Dec. | |

| 年 月 | | | ② 紡毛糸 Woollenn yarn | | | | | | | | | 単位:トン Unit:t | Year and Month | |
|-----|----|--------|------------------------|--------------------|------------------------|------------------------|-------------------|-------------------|---|-----------------|-----------------------------|-----------------|----------------|---------------|
| | | | 計 Total | 純糸 Pure yarn | 混紡糸 Blended yarn | 混紡相手繊維 Blended yarn | | | | | | | | その他 Others |
| | | | | | | 綿 Cotton yarn | 毛 Wool yarn | 麻 Flax yarn | 再生・ 半合成繊維 Regenerated and semi- synthetic fiber yarn | アクリル Acrylic | ポリエステル Polyester yarn | | | |
| 平成 | 20 | 年 | 3,375 | 2,489 | 886 | 36 | ... | - | ... | 25 | 83 | ... | C.Y. 2008 | |
| | 21 | | 2,443 | 1,730 | 713 | 54 | ... | - | ... | 27 | 40 | ... | C.Y. 2009 | |
| | 22 | | 2,831 | 2,063 | 768 | 28 | ... | 12 | ... | 24 | 35 | ... | C.Y. 2010 | |
| | 23 | | 3,142 | 2,354 | 788 | 35 | ... | 1 | 12 | 35 | 62 | 643 | C.Y. 2011 | |
| | 24 | | 3,031 | 2,320 | 711 | 24 | ... | 2 | 38 | 35 | 68 | 544 | C.Y. 2012 | |
| 平成 | 22 | 年度 | 2,963 | 2,194 | 769 | 28 | ... | 10 | ... | 28 | 43 | ... | F.Y. 2010 | |
| | 23 | | 3,138 | 2,337 | 801 | 35 | ... | 1 | ... | 36 | 67 | ... | F.Y. 2011 | |
| 24 | 年 | 1~3月 | 766 | 566 | 200 | 6 | ... | 1 | 8 | 9 | 19 | 157 | Q1 2012 | |
| | | 4~6月 | 784 | 609 | 175 | 6 | ... | 1 | 8 | 9 | 15 | 136 | Q2 | |
| | | 7~9月 | 758 | 588 | 170 | 6 | ... | - | 10 | 9 | 15 | 130 | Q3 | |
| | | 10~12月 | 723 | 557 | 166 | 6 | ... | - | 12 | 8 | 19 | 121 | Q4 | |
| 24 | 年 | 1月 | 245 | 179 | 66 | 2 | ... | - | 2 | 3 | 5 | 54 | Jan. 2012 | |
| | | 2月 | 253 | 183 | 70 | 2 | ... | - | 3 | 3 | 7 | 55 | Feb. | |
| | | 3月 | 268 | 204 | 64 | 2 | ... | 1 | 3 | 3 | 7 | 48 | Mar. | |
| | | 4月 | 258 | 199 | 59 | 2 | ... | 1 | 3 | 3 | 5 | 45 | Apr. | |
| | | 5月 | 259 | 205 | 54 | 2 | ... | - | 3 | 3 | 4 | 42 | May | |
| | | 6月 | 267 | 205 | 62 | 2 | ... | - | 2 | 3 | 6 | 49 | Jun. | |
| | | 7月 | 271 | 210 | 61 | 2 | ... | - | 3 | 3 | 3 | 50 | Jul. | |
| | | 8月 | 240 | 186 | 54 | 2 | ... | - | 3 | 3 | 5 | 41 | Aug. | |
| | | 9月 | 247 | 192 | 55 | 2 | ... | - | 4 | 3 | 7 | 39 | Sep. | |
| | | 10月 | 253 | 200 | 53 | 2 | ... | - | 4 | 3 | 5 | 39 | Oct. | |
| | | 11月 | 233 | 176 | 57 | 2 | ... | - | 4 | 3 | 6 | 42 | Nov. | |
| | | 12月 | 237 | 181 | 56 | 2 | ... | - | 4 | 2 | 8 | 40 | Dec. | |

紡績系純・混紡系別生産内訳

Spun yarn-Breakdown of production by Blended yarn with other Pure and Blended yarn

| 年 月 | 麻糸 Flax yarn | | | | | | | | | | 単位:トン Unit:t | Year and Month |
|-----------|-----------------|--------------------|------------------------|------------------------|-------------------|-------------------|---|-----------------|-----------------------------|---------------|-----------------|----------------|
| | 計 Total | 純糸 Pure yarn | 混紡糸 Blended yarn | 混紡相手繊維 Blended yarn | | | | | | | | |
| | | | | 綿 Cotton yarn | 毛 Wool yarn | 麻 Flax yarn | 再生・ 半合成繊維 Regenerated and semi- synthetic fiber yarn | アクリル Acrylic | ポリエステル Polyester yarn | その他 Others | | |
| 平成 20 年 | 1,273 | 570 | 703 | 542 | - | ... | ... | - | 1 | ... | C.Y. 2008 | |
| 21 | 899 | 460 | 439 | 303 | - | ... | ... | - | 3 | ... | C.Y. 2009 | |
| 22 | 794 | 449 | 345 | 203 | - | ... | ... | - | - | ... | C.Y. 2010 | |
| 23 | X | X | X | X | X | ... | X | X | X | X | C.Y. 2011 | |
| 24 | X | X | X | X | X | ... | X | X | X | X | C.Y. 2012 | |
| 平成 22 年度 | X | X | X | X | X | ... | ... | X | X | ... | F.Y. 2010 | |
| 23 | X | X | X | X | X | ... | ... | - | X | ... | F.Y. 2011 | |
| 24 年 1~3月 | X | X | X | X | X | ... | X | - | X | - | Q1 2012 | |
| 4~6月 | X | X | X | X | X | ... | X | - | X | - | Q2 | |
| 7~9月 | X | X | X | X | X | ... | X | - | X | - | Q3 | |
| 10~12月 | X | X | X | X | X | ... | X | - | X | - | Q4 | |
| 24 年 1月 | X | X | X | X | X | ... | X | - | X | - | Jan. 2012 | |
| 2月 | X | X | X | X | X | ... | X | - | X | - | Feb. | |
| 3月 | X | X | X | X | X | ... | X | - | X | - | Mar. | |
| 4月 | X | X | X | X | X | ... | X | - | X | - | Apr. | |
| 5月 | X | X | X | X | X | ... | X | - | X | - | May | |
| 6月 | X | X | X | X | X | ... | X | - | X | - | Jun. | |
| 7月 | X | X | X | X | X | ... | X | - | X | - | Jul. | |
| 8月 | X | X | X | X | X | ... | X | - | X | - | Aug. | |
| 9月 | X | X | X | X | X | ... | X | - | - | - | Sep. | |
| 10月 | X | X | X | X | X | ... | X | - | - | - | Oct. | |
| 11月 | X | X | X | X | X | ... | X | - | - | - | Nov. | |
| 12月 | X | X | X | X | X | ... | X | - | - | - | Dec. | |

| 年 月 | 再生・半合成繊維系 | | | | | | | | | | 単位:トン Unit:t | Year and Month |
|-----------|------------|--------------------|------------------------|------------------------|-------------------|-------------------|---|-----------------|-----------------------------|---------------|-----------------|----------------|
| | 計 Total | 純糸 Pure yarn | 混紡糸 Blended yarn | 混紡相手繊維 Blended yarn | | | | | | | | |
| | | | | 綿 Cotton yarn | 毛 Wool yarn | 麻 Flax yarn | 再生・ 半合成繊維 Regenerated and semi- synthetic fiber yarn | アクリル Acrylic | ポリエステル Polyester yarn | その他 Others | | |
| 平成 20 年 | ... | ... | ... | ... | ... | ... | ... | ... | ... | ... | C.Y. 2008 | |
| 21 | ... | ... | ... | ... | ... | ... | ... | ... | ... | ... | C.Y. 2009 | |
| 22 | ... | ... | ... | ... | ... | ... | ... | ... | ... | ... | C.Y. 2010 | |
| 23 | 7,274 | 4,785 | 2,489 | 1,536 | 47 | 320 | ... | 14 | 316 | 256 | C.Y. 2011 | |
| 24 | 6,457 | 4,491 | 1,966 | 991 | 61 | 284 | ... | 7 | 397 | 226 | C.Y. 2012 | |
| 平成 22 年度 | ... | ... | ... | ... | ... | ... | ... | ... | ... | ... | F.Y. 2010 | |
| 23 | 7,026 | 4,792 | 2,234 | 1,293 | 51 | 292 | ... | 13 | 323 | 262 | F.Y. 2011 | |
| 24 年 1~3月 | 1,766 | 1,241 | 525 | 288 | 7 | 84 | ... | - | 77 | 69 | Q1 2012 | |
| 4~6月 | 1,643 | 1,100 | 543 | 275 | 29 | 76 | ... | 3 | 107 | 53 | Q2 | |
| 7~9月 | 1,417 | 1,000 | 417 | 200 | 15 | 42 | ... | 3 | 118 | 39 | Q3 | |
| 10~12月 | 1,631 | 1,150 | 481 | 228 | 10 | 82 | ... | 1 | 95 | 65 | Q4 | |
| 24 年 1月 | 586 | 425 | 161 | 90 | - | 28 | ... | - | 24 | 19 | Jan. 2012 | |
| 2月 | 569 | 398 | 171 | 101 | 4 | 16 | ... | - | 25 | 25 | Feb. | |
| 3月 | 611 | 418 | 193 | 97 | 3 | 40 | ... | - | 28 | 25 | Mar. | |
| 4月 | 582 | 392 | 190 | 88 | 11 | 30 | ... | - | 42 | 19 | Apr. | |
| 5月 | 545 | 358 | 187 | 107 | 8 | 22 | ... | 1 | 39 | 10 | May | |
| 6月 | 516 | 350 | 166 | 80 | 10 | 24 | ... | 2 | 26 | 24 | Jun. | |
| 7月 | 514 | 347 | 167 | 78 | 7 | 16 | ... | - | 45 | 21 | Jul. | |
| 8月 | 427 | 318 | 109 | 60 | 4 | 6 | ... | 2 | 32 | 5 | Aug. | |
| 9月 | 476 | 335 | 141 | 62 | 4 | 20 | ... | 1 | 41 | 13 | Sep. | |
| 10月 | 545 | 412 | 133 | 60 | - | 33 | ... | 1 | 31 | 8 | Oct. | |
| 11月 | 552 | 376 | 176 | 95 | 10 | 21 | ... | - | 31 | 19 | Nov. | |
| 12月 | 534 | 362 | 172 | 73 | - | 28 | ... | - | 33 | 38 | Dec. | |

紡績系純・混紡系別生産内訳

Spun yarn-Breakdown of production by Blended yarn with other Pure and Blended yarn

| 年 月 | | | アクリル系 Acrylic yarn | | | | | | | | | | 単位:トン Unit:t | Year and Month | | | | | | | | | |
|-----|----|--------|------------------------|-------|-------|-------|-------|----|-------|-----|-----|------------|-----------------|----------------|-----------------|---------------------|------------------|----------------|----------------|---|-----------------|--------------------------|---------------|
| | | | 混紡相手繊維 Blended yarn | | | | | | | | | 計 Total | | | 純糸 Pure yarn | 混紡糸 Blended yarn | 綿 Cotton yarn | 毛 Wool yarn | 麻 Flax yarn | 再生・ 半合成繊維 Regenerated and semi-synthetic fiber yarn | アクリル Acrylic | ポリエステル Polyester yarn | その他 Others |
| | | | | | | | | | | | | | | | | | | | | | | | |
| 平成 | 20 | 年 | 14,088 | 6,375 | 7,713 | 1,488 | 3,356 | 59 | ... | ... | 262 | ... | C.Y. 2008 | | | | | | | | | | |
| | 21 | | 10,297 | 4,951 | 5,346 | 1,136 | 2,076 | 61 | ... | ... | 214 | ... | C.Y. 2009 | | | | | | | | | | |
| | 22 | | 10,847 | 5,106 | 5,741 | 1,507 | 1,968 | 29 | ... | ... | 165 | ... | C.Y. 2010 | | | | | | | | | | |
| | 23 | | 10,641 | 4,414 | 6,227 | 1,444 | 2,481 | 96 | 1,364 | ... | 174 | 668 | C.Y. 2011 | | | | | | | | | | |
| | 24 | | 9,530 | 3,925 | 5,605 | 1,368 | 2,410 | 62 | 1,382 | ... | 169 | 214 | C.Y. 2012 | | | | | | | | | | |
| 平成 | 22 | 年度 | 10,808 | 4,886 | 5,922 | 1,532 | 2,058 | 61 | ... | ... | 165 | ... | F.Y. 2010 | | | | | | | | | | |
| | 23 | | 10,672 | 4,289 | 6,383 | 1,573 | 2,486 | 88 | ... | ... | 183 | ... | F.Y. 2011 | | | | | | | | | | |
| 24 | 年 | 1~3月 | 2,635 | 1,013 | 1,622 | 442 | 610 | 30 | 371 | ... | 49 | 120 | Q1 2012 | | | | | | | | | | |
| | | 4~6月 | 2,748 | 979 | 1,769 | 407 | 690 | 5 | 539 | ... | 47 | 81 | Q2 | | | | | | | | | | |
| | | 7~9月 | 2,432 | 1,062 | 1,370 | 364 | 618 | 7 | 333 | ... | 42 | 6 | Q3 | | | | | | | | | | |
| | | 10~12月 | 1,715 | 871 | 844 | 155 | 492 | 20 | 139 | ... | 31 | 7 | Q4 | | | | | | | | | | |
| 24 | 年 | 1月 | 738 | 288 | 450 | 107 | 212 | 12 | 60 | ... | 17 | 42 | Jan. 2012 | | | | | | | | | | |
| | | 2月 | 886 | 325 | 561 | 175 | 184 | 12 | 133 | ... | 15 | 42 | Feb. | | | | | | | | | | |
| | | 3月 | 1,011 | 400 | 611 | 160 | 214 | 6 | 178 | ... | 17 | 36 | Mar. | | | | | | | | | | |
| | | 4月 | 923 | 321 | 602 | 157 | 200 | 1 | 185 | ... | 17 | 42 | Apr. | | | | | | | | | | |
| | | 5月 | 967 | 324 | 643 | 153 | 254 | 3 | 183 | ... | 19 | 31 | May | | | | | | | | | | |
| | | 6月 | 858 | 334 | 524 | 97 | 236 | 1 | 171 | ... | 11 | 8 | Jun. | | | | | | | | | | |
| | | 7月 | 898 | 414 | 484 | 116 | 208 | - | 149 | ... | 9 | 2 | Jul. | | | | | | | | | | |
| | | 8月 | 708 | 257 | 451 | 90 | 213 | 4 | 119 | ... | 23 | 2 | Aug. | | | | | | | | | | |
| | | 9月 | 826 | 391 | 435 | 158 | 197 | 3 | 65 | ... | 10 | 2 | Sep. | | | | | | | | | | |
| | | 10月 | 633 | 296 | 337 | 88 | 180 | 2 | 53 | ... | 11 | 3 | Oct. | | | | | | | | | | |
| | | 11月 | 585 | 321 | 264 | 33 | 168 | 8 | 38 | ... | 15 | 2 | Nov. | | | | | | | | | | |
| | | 12月 | 497 | 254 | 243 | 34 | 144 | 10 | 48 | ... | 5 | 2 | Dec. | | | | | | | | | | |

| 年 月 | | | ポリエステル系 Polyester yarn | | | | | | | | | | 単位:トン Unit:t | Year and Month | | | | | | | | | |
|-----|----|--------|---------------------------|--------|--------|-------|-------|-----|-------|-----|-----|------------|-----------------|----------------|-----------------|---------------------|------------------|----------------|----------------|---|-----------------|--------------------------|---------------|
| | | | 混紡相手繊維 Blended yarn | | | | | | | | | 計 Total | | | 純糸 Pure yarn | 混紡糸 Blended yarn | 綿 Cotton yarn | 毛 Wool yarn | 麻 Flax yarn | 再生・ 半合成繊維 Regenerated and semi-synthetic fiber yarn | アクリル Acrylic | ポリエステル Polyester yarn | その他 Others |
| | | | | | | | | | | | | | | | | | | | | | | | |
| 平成 | 20 | 年 | 31,382 | 14,255 | 17,127 | 9,654 | 2,446 | 371 | ... | 245 | ... | ... | C.Y. 2008 | | | | | | | | | | |
| | 21 | | 19,372 | 8,875 | 10,497 | 6,300 | 1,615 | 250 | ... | 109 | ... | ... | C.Y. 2009 | | | | | | | | | | |
| | 22 | | 18,289 | 8,320 | 9,969 | 5,845 | 1,606 | 226 | ... | 147 | ... | ... | C.Y. 2010 | | | | | | | | | | |
| | 23 | | 18,161 | 8,271 | 9,890 | 5,553 | 1,702 | 371 | 1,916 | ... | 246 | 102 | C.Y. 2011 | | | | | | | | | | |
| | 24 | | 17,453 | 8,516 | 8,937 | 4,784 | 1,876 | 272 | 1,693 | 228 | ... | 84 | C.Y. 2012 | | | | | | | | | | |
| 平成 | 22 | 年度 | 18,268 | 8,329 | 9,939 | 5,634 | 1,643 | 288 | ... | 166 | ... | ... | F.Y. 2010 | | | | | | | | | | |
| | 23 | | 18,107 | 8,471 | 9,636 | 5,231 | 1,790 | 331 | ... | 282 | ... | ... | F.Y. 2011 | | | | | | | | | | |
| 24 | 年 | 1~3月 | 4,250 | 2,176 | 2,074 | 1,028 | 453 | 49 | 449 | 80 | ... | 15 | Q1 2012 | | | | | | | | | | |
| | | 4~6月 | 4,518 | 2,113 | 2,405 | 1,276 | 488 | 82 | 468 | 70 | ... | 21 | Q2 | | | | | | | | | | |
| | | 7~9月 | 4,372 | 2,105 | 2,267 | 1,284 | 430 | 79 | 408 | 45 | ... | 21 | Q3 | | | | | | | | | | |
| | | 10~12月 | 4,313 | 2,122 | 2,191 | 1,196 | 505 | 62 | 368 | 33 | ... | 27 | Q4 | | | | | | | | | | |
| 24 | 年 | 1月 | 1,450 | 718 | 732 | 394 | 143 | 28 | 137 | 24 | ... | 6 | Jan. 2012 | | | | | | | | | | |
| | | 2月 | 1,398 | 750 | 648 | 326 | 133 | 12 | 141 | 32 | ... | 4 | Feb. | | | | | | | | | | |
| | | 3月 | 1,402 | 708 | 694 | 308 | 177 | 9 | 171 | 24 | ... | 5 | Mar. | | | | | | | | | | |
| | | 4月 | 1,418 | 730 | 688 | 328 | 151 | 19 | 156 | 21 | ... | 13 | Apr. | | | | | | | | | | |
| | | 5月 | 1,457 | 708 | 749 | 385 | 179 | 13 | 146 | 23 | ... | 3 | May | | | | | | | | | | |
| | | 6月 | 1,643 | 675 | 968 | 563 | 158 | 50 | 166 | 26 | ... | 5 | Jun. | | | | | | | | | | |
| | | 7月 | 1,542 | 748 | 794 | 468 | 138 | 23 | 143 | 17 | ... | 5 | Jul. | | | | | | | | | | |
| | | 8月 | 1,333 | 640 | 693 | 373 | 151 | 26 | 123 | 14 | ... | 6 | Aug. | | | | | | | | | | |
| | | 9月 | 1,497 | 717 | 780 | 443 | 141 | 30 | 142 | 14 | ... | 10 | Sep. | | | | | | | | | | |
| | | 10月 | 1,509 | 727 | 782 | 421 | 177 | 32 | 135 | 14 | ... | 3 | Oct. | | | | | | | | | | |
| | | 11月 | 1,518 | 765 | 753 | 428 | 161 | 13 | 125 | 13 | ... | 13 | Nov. | | | | | | | | | | |
| | | 12月 | 1,286 | 630 | 656 | 347 | 167 | 17 | 108 | 6 | ... | 11 | Dec. | | | | | | | | | | |

織物 Woven fabrics

| 年 月 | | | 織物合計 1～7 Woven fabrics total | | | | | 単位:千㎡ Unit:1000㎡ | Year and Month |
|-----|----|--------|---------------------------------|-----------------------------|----------------------------|------------------------|---------------|-------------------------------|----------------|
| | | | 生産数量 Production Quantity | 受入数量 Receipt Quantity | 出荷数量 Shipments Quantity | | | 在庫数量 Inventory Quantity | |
| | | | | | 計 Total | 販売数量 Sales Quantity | その他 Others | | |
| 平成 | 20 | 年 | 1,553,767 | 127,609 | 1,681,471 | 690,900 | 990,571 | 83,214 | C.Y. 2008 |
| | 21 | | 1,066,893 | 119,767 | 1,200,992 | 533,432 | 667,561 | 68,908 | C.Y. 2009 |
| | 22 | | 982,553 | 88,951 | 1,071,643 | 561,045 | 510,598 | 57,334 | C.Y. 2010 |
| | 23 | | 1,127,032 | 73,052 | 1,193,508 | 642,391 | 551,117 | 76,903 | C.Y. 2011 |
| | 24 | | 1,078,309 | 103,236 | 1,167,077 | 626,257 | 540,820 | 93,104 | C.Y. 2012 |
| 平成 | 22 | 年度 | 1,024,463 | 80,728 | 1,105,190 | 580,950 | 524,239 | 70,355 | F.Y. 2010 |
| | 23 | | 1,134,688 | 80,244 | 1,205,117 | 643,701 | 561,416 | 83,417 | F.Y. 2011 |
| 24 | 年 | 1～3月 | 281,790 | 25,118 | 304,184 | 158,767 | 145,417 | 83,417 | Q1 2012 |
| | | 4～6月 | 272,083 | 26,449 | 295,308 | 158,631 | 136,678 | 86,063 | Q2 |
| | | 7～9月 | 259,283 | 25,036 | 278,902 | 150,398 | 128,505 | 90,733 | Q3 |
| | | 10～12月 | 265,152 | 26,633 | 288,682 | 158,461 | 130,221 | 93,104 | Q4 |
| 24 | 年 | 1月 | 90,113 | 8,020 | 97,645 | 51,301 | 46,344 | 81,424 | Jan. 2012 |
| | | 2月 | 96,105 | 8,684 | 103,675 | 53,216 | 50,459 | 82,376 | Feb. |
| | | 3月 | 95,571 | 8,413 | 102,864 | 54,250 | 48,614 | 83,417 | Mar. |
| | | 4月 | 93,025 | 8,921 | 102,858 | 54,197 | 48,660 | 82,313 | Apr. |
| | | 5月 | 87,385 | 8,622 | 95,212 | 50,960 | 44,251 | 83,023 | May. |
| | | 6月 | 91,673 | 8,906 | 97,239 | 53,473 | 43,766 | 86,063 | Jun. |
| | | 7月 | 91,776 | 8,438 | 97,025 | 52,245 | 44,779 | 89,036 | Jul. |
| | | 8月 | 80,817 | 8,114 | 88,086 | 48,202 | 39,884 | 89,571 | Aug. |
| | | 9月 | 86,690 | 8,484 | 93,791 | 49,950 | 43,841 | 90,733 | Sep. |
| | | 10月 | 91,273 | 9,171 | 100,604 | 55,201 | 45,403 | 90,384 | Oct. |
| | | 11月 | 88,306 | 8,782 | 96,529 | 52,919 | 43,610 | 90,595 | Nov. |
| | | 12月 | 85,574 | 8,680 | 91,549 | 50,341 | 41,207 | 93,104 | Dec. |

| 年 月 | | | 1 綿織物 Cotton fabrics | | | | | 単位:千㎡ Unit:1000㎡ | Year and Month |
|-----|----|--------|--------------------------------|-----------------------------|----------------------------|------------------------|---------------|-------------------------------|----------------|
| | | | 生産数量 Production Quantity | 受入数量 Receipt Quantity | 出荷数量 Shipments Quantity | | | 在庫数量 Inventory Quantity | |
| | | | | | 計 Total | 販売数量 Sales Quantity | その他 Others | | |
| 平成 | 20 | 年 | 326,954 | 30,344 | 359,662 | 157,217 | 202,445 | 24,356 | C.Y. 2008 |
| | 21 | | 220,822 | 27,040 | 250,895 | 123,953 | 126,941 | 18,539 | C.Y. 2009 |
| | 22 | | 124,322 | 15,487 | 140,635 | 102,598 | 38,037 | 11,802 | C.Y. 2010 |
| | 23 | | 128,034 | 12,860 | 140,616 | 109,781 | 30,834 | 15,574 | C.Y. 2011 |
| | 24 | | 123,963 | 10,373 | 132,104 | 103,502 | 28,603 | 17,660 | C.Y. 2012 |
| 平成 | 22 | 年度 | 125,181 | 14,495 | 139,922 | 105,535 | 34,386 | 15,172 | F.Y. 2010 |
| | 23 | | 126,350 | 12,183 | 138,592 | 107,269 | 31,323 | 15,094 | F.Y. 2011 |
| 24 | 年 | 1～3月 | 30,654 | 2,561 | 33,737 | 25,684 | 8,053 | 15,094 | Q1 2012 |
| | | 4～6月 | 30,576 | 2,657 | 32,461 | 25,273 | 7,188 | 15,731 | Q2 |
| | | 7～9月 | 30,741 | 2,470 | 31,948 | 25,442 | 6,506 | 16,974 | Q3 |
| | | 10～12月 | 31,992 | 2,685 | 33,959 | 27,103 | 6,856 | 17,660 | Q4 |
| 24 | 年 | 1月 | 9,414 | 918 | 10,212 | 7,884 | 2,328 | 15,749 | Jan. 2012 |
| | | 2月 | 10,823 | 867 | 11,625 | 8,892 | 2,734 | 15,809 | Feb. |
| | | 3月 | 10,416 | 776 | 11,899 | 8,908 | 2,991 | 15,094 | Mar. |
| | | 4月 | 10,501 | 1,067 | 11,243 | 8,637 | 2,606 | 15,301 | Apr. |
| | | 5月 | 9,828 | 784 | 10,731 | 8,300 | 2,431 | 15,175 | May. |
| | | 6月 | 10,246 | 806 | 10,488 | 8,336 | 2,151 | 15,731 | Jun. |
| | | 7月 | 10,823 | 836 | 10,810 | 8,547 | 2,263 | 16,572 | Jul. |
| | | 8月 | 9,859 | 879 | 10,223 | 8,128 | 2,095 | 17,080 | Aug. |
| | | 9月 | 10,059 | 755 | 10,914 | 8,767 | 2,148 | 16,974 | Sep. |
| | | 10月 | 11,094 | 1,060 | 11,637 | 9,257 | 2,381 | 17,474 | Oct. |
| | | 11月 | 10,783 | 864 | 11,736 | 9,354 | 2,382 | 17,378 | Nov. |
| | | 12月 | 10,115 | 761 | 10,585 | 8,492 | 2,094 | 17,660 | Dec. |

織物 Woven fabrics

| 年 月 | | | 2 毛織物 (1)~(2) Wool fabrics | | | | | 単位:千㎡ Unit:1000㎡ | Year and Month |
|-----|----|--------|--------------------------------|-----------------------------|----------------------------|------------------------|---------------|-------------------------------|----------------|
| | | | 生産数量 Production Quantity | 受入数量 Receipt Quantity | 出荷数量 Shipments Quantity | | | 在庫数量 Inventory Quantity | |
| | | | | | 計 Total | 販売数量 Sales Quantity | その他 Others | | |
| 平成 | 20 | 年 | 60,712 | 31,839 | 93,250 | 46,955 | 46,294 | 3,933 | C.Y. 2008 |
| | 21 | | 38,304 | 15,989 | 55,193 | 34,163 | 21,030 | 2,595 | C.Y. 2009 |
| | 22 | | 32,355 | 6,054 | 38,113 | 20,410 | 17,702 | 1,397 | C.Y. 2010 |
| | 23 | | 29,816 | 4,652 | 34,929 | 19,305 | 15,624 | 1,245 | C.Y. 2011 |
| | 24 | | 28,397 | 4,159 | 32,530 | 17,732 | 14,798 | 1,143 | C.Y. 2012 |
| 平成 | 22 | 年度 | 32,373 | 5,691 | 37,858 | 20,361 | 17,497 | 1,753 | F.Y. 2010 |
| | 23 | | 29,872 | 4,442 | 34,752 | 19,272 | 15,480 | 1,280 | F.Y. 2011 |
| 24 | 年 | 1~3月 | 7,337 | 942 | 8,238 | 4,603 | 3,634 | 1,280 | Q1 2012 |
| | | 4~6月 | 7,503 | 988 | 8,369 | 4,667 | 3,701 | 1,309 | Q2 |
| | | 7~9月 | 6,976 | 1,098 | 8,246 | 4,493 | 3,753 | 1,118 | Q3 |
| | | 10~12月 | 6,581 | 1,131 | 7,677 | 3,967 | 3,710 | 1,143 | Q4 |
| 24 | 年 | 1月 | 2,317 | 381 | 2,666 | 1,478 | 1,189 | 1,275 | Jan. 2012 |
| | | 2月 | 2,448 | 319 | 2,767 | 1,558 | 1,208 | 1,272 | Feb. |
| | | 3月 | 2,572 | 242 | 2,805 | 1,568 | 1,237 | 1,280 | Mar. |
| | | 4月 | 2,514 | 224 | 2,772 | 1,548 | 1,224 | 1,243 | Apr. |
| | | 5月 | 2,403 | 390 | 2,743 | 1,530 | 1,213 | 1,289 | May. |
| | | 6月 | 2,587 | 374 | 2,854 | 1,590 | 1,264 | 1,309 | Jun. |
| | | 7月 | 2,483 | 414 | 2,867 | 1,602 | 1,264 | 1,335 | Jul. |
| | | 8月 | 2,212 | 328 | 2,808 | 1,584 | 1,224 | 1,061 | Aug. |
| | | 9月 | 2,281 | 356 | 2,572 | 1,307 | 1,265 | 1,118 | Sep. |
| | | 10月 | 2,361 | 447 | 2,724 | 1,447 | 1,277 | 1,198 | Oct. |
| | | 11月 | 2,191 | 289 | 2,503 | 1,250 | 1,253 | 1,172 | Nov. |
| | | 12月 | 2,029 | 394 | 2,451 | 1,271 | 1,180 | 1,143 | Dec. |

| 年 月 | | | (1) ぞ毛織物 Worsted fabrics | | | | | 単位:千㎡ Unit:1000㎡ | Year and Month |
|-----|----|--------|--------------------------------|-----------------------------|----------------------------|------------------------|---------------|-------------------------------|----------------|
| | | | 生産数量 Production Quantity | 受入数量 Receipt Quantity | 出荷数量 Shipments Quantity | | | 在庫数量 Inventory Quantity | |
| | | | | | 計 Total | 販売数量 Sales Quantity | その他 Others | | |
| 平成 | 20 | 年 | 52,173 | 24,759 | 77,433 | 39,491 | 37,942 | 3,089 | C.Y. 2008 |
| | 21 | | 33,733 | 13,652 | 48,169 | 29,372 | 18,797 | 2,047 | C.Y. 2009 |
| | 22 | | 27,881 | 4,781 | 32,438 | 16,748 | 15,690 | 1,251 | C.Y. 2010 |
| | 23 | | 25,356 | 3,752 | 29,583 | 15,992 | 13,591 | 1,146 | C.Y. 2011 |
| | 24 | | 24,606 | 3,595 | 28,220 | 15,270 | 12,950 | 1,043 | C.Y. 2012 |
| 平成 | 22 | 年度 | 27,526 | 4,476 | 31,847 | 16,495 | 15,352 | 1,648 | F.Y. 2010 |
| | 23 | | 25,502 | 3,663 | 29,638 | 16,081 | 13,557 | 1,174 | F.Y. 2011 |
| 24 | 年 | 1~3月 | 6,284 | 825 | 7,081 | 3,878 | 3,203 | 1,174 | Q1 2012 |
| | | 4~6月 | 6,393 | 769 | 7,059 | 3,849 | 3,210 | 1,194 | Q2 |
| | | 7~9月 | 6,053 | 928 | 7,169 | 3,871 | 3,298 | 1,005 | Q3 |
| | | 10~12月 | 5,877 | 1,073 | 6,912 | 3,672 | 3,239 | 1,043 | Q4 |
| 24 | 年 | 1月 | 1,973 | 358 | 2,299 | 1,257 | 1,042 | 1,178 | Jan. 2012 |
| | | 2月 | 2,089 | 274 | 2,369 | 1,300 | 1,069 | 1,172 | Feb. |
| | | 3月 | 2,222 | 193 | 2,413 | 1,321 | 1,092 | 1,174 | Mar. |
| | | 4月 | 2,139 | 188 | 2,367 | 1,300 | 1,068 | 1,134 | Apr. |
| | | 5月 | 2,080 | 316 | 2,352 | 1,312 | 1,040 | 1,177 | May. |
| | | 6月 | 2,174 | 265 | 2,339 | 1,237 | 1,102 | 1,194 | Jun. |
| | | 7月 | 2,163 | 338 | 2,479 | 1,371 | 1,108 | 1,216 | Jul. |
| | | 8月 | 1,921 | 278 | 2,469 | 1,368 | 1,101 | 945 | Aug. |
| | | 9月 | 1,968 | 312 | 2,221 | 1,131 | 1,089 | 1,005 | Sep. |
| | | 10月 | 2,117 | 432 | 2,468 | 1,355 | 1,113 | 1,087 | Oct. |
| | | 11月 | 1,934 | 286 | 2,241 | 1,145 | 1,096 | 1,066 | Nov. |
| | | 12月 | 1,826 | 355 | 2,203 | 1,173 | 1,031 | 1,043 | Dec. |

織物 Woven fabrics

| 年 月 | | | (2) 紡毛織物 Woolen fabrics | | | | | 単位:千㎡ Unit:1000㎡ | Year and Month |
|-----|----|--------|--------------------------------|-----------------------------|----------------------------|------------------------|---------------|-------------------------------|----------------|
| | | | 生産数量 Production Quantity | 受入数量 Receipt Quantity | 出荷数量 Shipments Quantity | | | 在庫数量 Inventory Quantity | |
| | | | | | 計 Total | 販売数量 Sales Quantity | その他 Others | | |
| 平成 | 20 | 年 | 8,540 | 7,081 | 15,817 | 7,465 | 8,352 | 844 | C.Y. 2008 |
| | 21 | | 4,572 | 2,337 | 7,024 | 4,791 | 2,233 | 548 | C.Y. 2009 |
| | 22 | | 4,474 | 1,273 | 5,674 | 3,662 | 2,013 | 146 | C.Y. 2010 |
| | 23 | | 4,461 | 900 | 5,346 | 3,314 | 2,033 | 99 | C.Y. 2011 |
| | 24 | | 3,791 | 564 | 4,310 | 2,462 | 1,848 | 100 | C.Y. 2012 |
| 平成 | 22 | 年度 | 4,847 | 1,215 | 6,011 | 3,866 | 2,145 | 104 | F.Y. 2010 |
| | 23 | | 4,370 | 779 | 5,113 | 3,191 | 1,923 | 105 | F.Y. 2011 |
| 24 | 年 | 1~3月 | 1,053 | 117 | 1,157 | 726 | 431 | 105 | Q1 2012 |
| | | 4~6月 | 1,110 | 219 | 1,310 | 818 | 492 | 115 | Q2 |
| | | 7~9月 | 924 | 171 | 1,078 | 623 | 455 | 113 | Q3 |
| | | 10~12月 | 704 | 57 | 765 | 295 | 470 | 100 | Q4 |
| 24 | 年 | 1月 | 344 | 23 | 367 | 221 | 146 | 97 | Jan. 2012 |
| | | 2月 | 359 | 45 | 398 | 259 | 139 | 100 | Feb. |
| | | 3月 | 350 | 49 | 392 | 246 | 146 | 105 | Mar. |
| | | 4月 | 375 | 36 | 405 | 248 | 157 | 109 | Apr. |
| | | 5月 | 323 | 74 | 390 | 217 | 173 | 111 | May. |
| | | 6月 | 413 | 109 | 515 | 353 | 162 | 115 | Jun. |
| | | 7月 | 319 | 77 | 388 | 232 | 156 | 119 | Jul. |
| | | 8月 | 292 | 50 | 339 | 216 | 123 | 116 | Aug. |
| | | 9月 | 313 | 44 | 351 | 175 | 175 | 113 | Sep. |
| | | 10月 | 244 | 15 | 256 | 92 | 164 | 112 | Oct. |
| | | 11月 | 257 | 3 | 262 | 105 | 157 | 107 | Nov. |
| | | 12月 | 203 | 39 | 247 | 98 | 149 | 100 | Dec. |

| 年 月 | | | 3 絹・絹紡織物合計 (1)~(2) Silk and spun silk fabrics | | | | | 単位:千㎡ Unit:1000㎡ | Year and Month |
|-----|----|--------|--|-----------------------------|----------------------------|------------------------|---------------|-------------------------------|----------------|
| | | | 生産数量 Production Quantity | 受入数量 Receipt Quantity | 出荷数量 Shipments Quantity | | | 在庫数量 Inventory Quantity | |
| | | | | | 計 Total | 販売数量 Sales Quantity | その他 Others | | |
| 平成 | 20 | 年 | 14,043 | 533 | 14,553 | 12,188 | 2,365 | 2,369 | C.Y. 2008 |
| | 21 | | 9,955 | 448 | 10,500 | 8,604 | 1,895 | 2,122 | C.Y. 2009 |
| | 22 | | 3,611 | 268 | 3,868 | 3,460 | 408 | 1,488 | C.Y. 2010 |
| | 23 | | 3,152 | 111 | 3,181 | 2,917 | 264 | 1,360 | C.Y. 2011 |
| | 24 | | 2,912 | 92 | 3,020 | 2,655 | 366 | 1,218 | C.Y. 2012 |
| 平成 | 22 | 年度 | 3,545 | 203 | 3,729 | 3,364 | 366 | 1,297 | F.Y. 2010 |
| | 23 | | 3,085 | 112 | 3,163 | 2,881 | 282 | 1,221 | F.Y. 2011 |
| 24 | 年 | 1~3月 | 716 | 24 | 779 | 680 | 99 | 1,221 | Q1 2012 |
| | | 4~6月 | 755 | 22 | 782 | 692 | 89 | 1,208 | Q2 |
| | | 7~9月 | 680 | 22 | 676 | 598 | 78 | 1,226 | Q3 |
| | | 10~12月 | 762 | 23 | 784 | 684 | 100 | 1,218 | Q4 |
| 24 | 年 | 1月 | 234 | 8 | 268 | 239 | 29 | 1,238 | Jan. 2012 |
| | | 2月 | 239 | 8 | 253 | 216 | 36 | 1,230 | Feb. |
| | | 3月 | 243 | 9 | 259 | 225 | 33 | 1,221 | Mar. |
| | | 4月 | 243 | 7 | 242 | 209 | 33 | 1,227 | Apr. |
| | | 5月 | 253 | 7 | 261 | 231 | 29 | 1,223 | May. |
| | | 6月 | 259 | 8 | 279 | 252 | 27 | 1,208 | Jun. |
| | | 7月 | 253 | 8 | 252 | 224 | 28 | 1,214 | Jul. |
| | | 8月 | 217 | 7 | 212 | 187 | 25 | 1,223 | Aug. |
| | | 9月 | 210 | 7 | 212 | 188 | 25 | 1,226 | Sep. |
| | | 10月 | 257 | 7 | 264 | 233 | 31 | 1,223 | Oct. |
| | | 11月 | 257 | 8 | 234 | 201 | 32 | 1,248 | Nov. |
| | | 12月 | 248 | 9 | 286 | 249 | 36 | 1,218 | Dec. |

織物 Woven fabrics

| 年 月 | | | (1) 絹織物(純) Pure silk filament fabrics | | | | | 単位:千㎡ Unit:1000㎡ | Year and Month |
|-----|----|--------|--|-----------------------------|----------------------------|------------------------|---------------|-------------------------------|----------------|
| | | | 生産数量 Production Quantity | 受入数量 Receipt Quantity | 出荷数量 Shipments Quantity | | | 在庫数量 Inventory Quantity | |
| | | | | | 計 Total | 販売数量 Sales Quantity | その他 Others | | |
| 平成 | 20 | 年 | 12,791 | 399 | 13,186 | 11,002 | 2,184 | 2,126 | C.Y. 2008 |
| | 21 | | 9,295 | 440 | 9,834 | 8,073 | 1,760 | 1,933 | C.Y. 2009 |
| | 22 | | 3,192 | 267 | 3,466 | 3,088 | 378 | 1,309 | C.Y. 2010 |
| | 23 | | 2,903 | 111 | 2,984 | 2,741 | 242 | 1,180 | C.Y. 2011 |
| | 24 | | 2,745 | 90 | 2,860 | 2,514 | 346 | 1,044 | C.Y. 2012 |
| 平成 | 22 | 年度 | 3,176 | 202 | 3,383 | 3,047 | 335 | 1,160 | F.Y. 2010 |
| | 23 | | 2,838 | 111 | 2,968 | 2,704 | 264 | 1,042 | F.Y. 2011 |
| 24 | 年 | 1~3月 | 675 | 24 | 740 | 645 | 96 | 1,042 | Q1 2012 |
| | | 4~6月 | 714 | 22 | 743 | 657 | 86 | 1,029 | Q2 |
| | | 7~9月 | 638 | 22 | 638 | 566 | 71 | 1,046 | Q3 |
| | | 10~12月 | 718 | 22 | 739 | 646 | 93 | 1,044 | Q4 |
| 24 | 年 | 1月 | 220 | 8 | 255 | 226 | 28 | 1,058 | Jan. 2012 |
| | | 2月 | 227 | 8 | 241 | 206 | 35 | 1,051 | Feb. |
| | | 3月 | 228 | 8 | 245 | 212 | 32 | 1,042 | Mar. |
| | | 4月 | 228 | 7 | 228 | 197 | 31 | 1,047 | Apr. |
| | | 5月 | 240 | 7 | 249 | 220 | 29 | 1,043 | May. |
| | | 6月 | 246 | 7 | 266 | 240 | 26 | 1,029 | Jun. |
| | | 7月 | 237 | 8 | 239 | 213 | 25 | 1,034 | Jul. |
| | | 8月 | 204 | 7 | 199 | 176 | 23 | 1,044 | Aug. |
| | | 9月 | 196 | 7 | 200 | 178 | 22 | 1,046 | Sep. |
| | | 10月 | 240 | 7 | 247 | 219 | 28 | 1,044 | Oct. |
| | | 11月 | 243 | 8 | 221 | 190 | 31 | 1,072 | Nov. |
| | | 12月 | 235 | 7 | 271 | 237 | 34 | 1,044 | Dec. |

| 年 月 | | | (2) 絹(交織)・絹紡織物 Mixed silk filament fabrics, Spun silk fabrics | | | | | 単位:千㎡ Unit:1000㎡ | Year and Month |
|-----|----|--------|--|-----------------------------|----------------------------|------------------------|---------------|-------------------------------|----------------|
| | | | 生産数量 Production Quantity | 受入数量 Receipt Quantity | 出荷数量 Shipments Quantity | | | 在庫数量 Inventory Quantity | |
| | | | | | 計 Total | 販売数量 Sales Quantity | その他 Others | | |
| 平成 | 20 | 年 | 1,252 | 134 | 1,367 | 1,186 | 182 | 244 | C.Y. 2008 |
| | 21 | | 660 | 8 | 666 | 531 | 135 | 189 | C.Y. 2009 |
| | 22 | | 420 | 1 | 402 | 371 | 31 | 179 | C.Y. 2010 |
| | 23 | | 249 | 1 | 197 | 176 | 21 | 179 | C.Y. 2011 |
| | 24 | | 167 | 2 | 160 | 141 | 20 | 174 | C.Y. 2012 |
| 平成 | 22 | 年度 | 369 | 1 | 347 | 316 | 31 | 137 | F.Y. 2010 |
| | 23 | | 246 | 1 | 195 | 176 | 19 | 179 | F.Y. 2011 |
| 24 | 年 | 1~3月 | 40 | 0 | 39 | 36 | 3 | 179 | Q1 2012 |
| | | 4~6月 | 41 | 0 | 39 | 35 | 3 | 179 | Q2 |
| | | 7~9月 | 42 | 0 | 39 | 32 | 7 | 180 | Q3 |
| | | 10~12月 | 44 | 2 | 44 | 38 | 6 | 174 | Q4 |
| 24 | 年 | 1月 | 14 | 0 | 13 | 12 | 1 | 179 | Jan. 2012 |
| | | 2月 | 13 | 0 | 12 | 10 | 1 | 180 | Feb. |
| | | 3月 | 14 | 0 | 14 | 13 | 1 | 179 | Mar. |
| | | 4月 | 15 | 0 | 13 | 12 | 1 | 180 | Apr. |
| | | 5月 | 13 | 0 | 12 | 11 | 1 | 180 | May. |
| | | 6月 | 13 | 0 | 13 | 12 | 1 | 179 | Jun. |
| | | 7月 | 15 | 0 | 13 | 10 | 2 | 180 | Jul. |
| | | 8月 | 13 | 0 | 13 | 11 | 2 | 179 | Aug. |
| | | 9月 | 14 | 0 | 12 | 10 | 2 | 180 | Sep. |
| | | 10月 | 17 | 0 | 17 | 14 | 3 | 179 | Oct. |
| | | 11月 | 14 | 0 | 13 | 11 | 1 | 176 | Nov. |
| | | 12月 | 12 | 1 | 14 | 12 | 2 | 174 | Dec. |

織物 Woven fabrics

| 年 月 | | | 4 麻織物 Bast fiber fabrics | | | | | 単位:千㎡ Unit:1000㎡ | Year and Month |
|-----|----|--------|--------------------------------|-----------------------------|----------------------------|------------------------|---------------|-------------------------------|----------------|
| | | | 生産数量 Production Quantity | 受入数量 Receipt Quantity | 出荷数量 Shipments Quantity | | | 在庫数量 Inventory Quantity | |
| | | | | | 計 Total | 販売数量 Sales Quantity | その他 Others | | |
| 平成 | 20 | 年 | 3,091 | 471 | 3,614 | 1,424 | 2,189 | 315 | C.Y. 2008 |
| | 21 | | 1,661 | 442 | 2,138 | 772 | 1,366 | 207 | C.Y. 2009 |
| | 22 | | 562 | 393 | 939 | 378 | 561 | 263 | C.Y. 2010 |
| | 23 | | 538 | 399 | 917 | 336 | 581 | 282 | C.Y. 2011 |
| | 24 | | 405 | 382 | 759 | 149 | 609 | 283 | C.Y. 2012 |
| 平成 | 22 | 年度 | 570 | 438 | 968 | 378 | 590 | 280 | F.Y. 2010 |
| | 23 | | 531 | 359 | 896 | 301 | 595 | 247 | F.Y. 2011 |
| 24 | 年 | 1~3月 | 128 | 126 | 262 | 52 | 210 | 247 | Q1 2012 |
| | | 4~6月 | 88 | 84 | 163 | 30 | 133 | 255 | Q2 |
| | | 7~9月 | 79 | 85 | 161 | 23 | 137 | 259 | Q3 |
| | | 10~12月 | 110 | 88 | 173 | 44 | 129 | 283 | Q4 |
| 24 | 年 | 1月 | 30 | 41 | 81 | 14 | 67 | 246 | Jan. 2012 |
| | | 2月 | 43 | 47 | 103 | 21 | 82 | 233 | Feb. |
| | | 3月 | 55 | 37 | 78 | 17 | 61 | 247 | Mar. |
| | | 4月 | 29 | 31 | 80 | 12 | 68 | 227 | Apr. |
| | | 5月 | 27 | 21 | 40 | 10 | 30 | 234 | May. |
| | | 6月 | 32 | 32 | 42 | 7 | 35 | 255 | Jun. |
| | | 7月 | 30 | 25 | 48 | 9 | 39 | 262 | Jul. |
| | | 8月 | 20 | 21 | 33 | 6 | 27 | 271 | Aug. |
| | | 9月 | 29 | 39 | 80 | 9 | 71 | 259 | Sep. |
| | | 10月 | 29 | 26 | 37 | 8 | 29 | 277 | Oct. |
| | | 11月 | 55 | 18 | 68 | 19 | 48 | 282 | Nov. |
| | | 12月 | 26 | 43 | 68 | 16 | 52 | 283 | Dec. |

| 年 月 | | | 5 ビスコーススフ織物 Viscose staple fabrics | | | | | 単位:千㎡ Unit:1000㎡ | Year and Month |
|-----|----|--------|---------------------------------------|-----------------------------|----------------------------|------------------------|---------------|-------------------------------|----------------|
| | | | 生産数量 Production Quantity | 受入数量 Receipt Quantity | 出荷数量 Shipments Quantity | | | 在庫数量 Inventory Quantity | |
| | | | | | 計 Total | 販売数量 Sales Quantity | その他 Others | | |
| 平成 | 20 | 年 | 79,928 | 5,518 | 85,788 | 62,116 | 23,673 | 2,915 | C.Y. 2008 |
| | 21 | | 65,784 | 4,453 | 70,170 | 56,070 | 14,101 | 2,683 | C.Y. 2009 |
| | 22 | | 59,222 | 5,318 | 64,735 | 56,468 | 8,267 | 2,214 | C.Y. 2010 |
| | 23 | | 61,026 | 4,211 | 65,687 | 61,830 | 3,858 | 5,254 | C.Y. 2011 |
| | 24 | | 49,733 | 4,224 | 54,633 | 52,004 | 2,629 | 4,887 | C.Y. 2012 |
| 平成 | 22 | 年度 | 59,028 | 4,999 | 63,635 | 56,429 | 7,206 | 6,361 | F.Y. 2010 |
| | 23 | | 59,719 | 4,098 | 64,470 | 60,933 | 3,537 | 6,011 | F.Y. 2011 |
| 24 | 年 | 1~3月 | 12,781 | 1,021 | 13,346 | 12,678 | 668 | 6,011 | Q1 2012 |
| | | 4~6月 | 12,450 | 1,011 | 14,053 | 13,357 | 696 | 5,412 | Q2 |
| | | 7~9月 | 11,985 | 1,069 | 13,333 | 12,712 | 621 | 5,123 | Q3 |
| | | 10~12月 | 12,517 | 1,124 | 13,901 | 13,257 | 645 | 4,887 | Q4 |
| 24 | 年 | 1月 | 3,969 | 327 | 4,387 | 4,167 | 220 | 5,465 | Jan. 2012 |
| | | 2月 | 4,423 | 341 | 4,435 | 4,210 | 225 | 5,794 | Feb. |
| | | 3月 | 4,389 | 352 | 4,524 | 4,302 | 223 | 6,011 | Mar. |
| | | 4月 | 4,443 | 360 | 4,889 | 4,664 | 225 | 5,925 | Apr. |
| | | 5月 | 3,791 | 336 | 4,295 | 4,050 | 245 | 5,754 | May. |
| | | 6月 | 4,216 | 315 | 4,869 | 4,644 | 225 | 5,412 | Jun. |
| | | 7月 | 4,131 | 354 | 4,527 | 4,318 | 209 | 5,367 | Jul. |
| | | 8月 | 3,584 | 347 | 4,084 | 3,883 | 201 | 5,211 | Aug. |
| | | 9月 | 4,270 | 368 | 4,722 | 4,512 | 211 | 5,123 | Sep. |
| | | 10月 | 4,162 | 372 | 4,798 | 4,586 | 212 | 4,856 | Oct. |
| | | 11月 | 4,200 | 393 | 4,529 | 4,312 | 217 | 4,917 | Nov. |
| | | 12月 | 4,154 | 359 | 4,575 | 4,359 | 216 | 4,887 | Dec. |

織物 Woven fabrics

| 年 月 | | | 6 人絹・アセテート織物 Rayon filament fabrics | | | | | 単位:千㎡ Unit:1000㎡ | Year and Month |
|-----|----|--------|--|-----------------------------|----------------------------|------------------------|---------------|-------------------------------|----------------|
| | | | 生産数量 Production Quantity | 受入数量 Receipt Quantity | 出荷数量 Shipments Quantity | | | 在庫数量 Inventory Quantity | |
| | | | | | 計 Total | 販売数量 Sales Quantity | その他 Others | | |
| 平成 | 20 | 年 | 60,581 | 2,836 | 63,069 | 27,946 | 35,123 | 2,061 | C.Y. 2008 |
| | 21 | | 31,362 | 2,969 | 34,856 | 16,295 | 18,561 | 1,387 | C.Y. 2009 |
| | 22 | | 32,839 | 2,271 | 35,362 | 19,311 | 16,051 | 760 | C.Y. 2010 |
| | 23 | | 37,265 | 311 | 37,339 | 19,010 | 18,330 | 983 | C.Y. 2011 |
| | 24 | | 34,301 | 104 | 34,851 | 18,305 | 16,546 | 539 | C.Y. 2012 |
| 平成 | 22 | 年度 | 34,024 | 1,693 | 35,916 | 19,106 | 16,810 | 724 | F.Y. 2010 |
| | 23 | | 36,564 | 264 | 36,461 | 18,689 | 17,772 | 1,086 | F.Y. 2011 |
| 24 | 年 | 1~3月 | 8,734 | 32 | 8,664 | 4,304 | 4,360 | 1,086 | Q1 2012 |
| | | 4~6月 | 7,852 | 27 | 8,190 | 4,375 | 3,814 | 775 | Q2 |
| | | 7~9月 | 8,600 | 19 | 8,711 | 4,639 | 4,071 | 683 | Q3 |
| | | 10~12月 | 9,115 | 27 | 9,286 | 4,986 | 4,300 | 539 | Q4 |
| 24 | 年 | 1月 | 2,780 | 13 | 2,911 | 1,516 | 1,395 | 865 | Jan. 2012 |
| | | 2月 | 3,098 | 9 | 2,934 | 1,484 | 1,450 | 1,038 | Feb. |
| | | 3月 | 2,856 | 11 | 2,819 | 1,303 | 1,516 | 1,086 | Mar. |
| | | 4月 | 2,735 | 8 | 2,763 | 1,507 | 1,256 | 1,065 | Apr. |
| | | 5月 | 2,636 | 9 | 2,918 | 1,561 | 1,357 | 793 | May. |
| | | 6月 | 2,481 | 10 | 2,509 | 1,308 | 1,201 | 775 | Jun. |
| | | 7月 | 2,954 | 9 | 3,061 | 1,622 | 1,439 | 677 | Jul. |
| | | 8月 | 2,856 | 6 | 2,906 | 1,553 | 1,353 | 633 | Aug. |
| | | 9月 | 2,790 | 3 | 2,743 | 1,464 | 1,279 | 683 | Sep. |
| | | 10月 | 3,185 | 8 | 3,310 | 1,777 | 1,532 | 566 | Oct. |
| | | 11月 | 3,071 | 10 | 3,133 | 1,657 | 1,476 | 514 | Nov. |
| | | 12月 | 2,859 | 9 | 2,843 | 1,552 | 1,291 | 539 | Dec. |

注:平成23年から「人絹織物」及び「アセテート織物」を統合、名称変更

| 年 月 | | | 7 合成繊維織物合計 (1)~(2) Synthetic fiber fabrics | | | | | 単位:千㎡ Unit:1000㎡ | Year and Month |
|-----|----|--------|---|-----------------------------|----------------------------|------------------------|---------------|-------------------------------|----------------|
| | | | 生産数量 Production Quantity | 受入数量 Receipt Quantity | 出荷数量 Shipments Quantity | | | 在庫数量 Inventory Quantity | |
| | | | | | 計 Total | 販売数量 Sales Quantity | その他 Others | | |
| 平成 | 20 | 年 | 1,008,457 | 56,068 | 1,061,535 | 383,054 | 678,481 | 47,265 | C.Y. 2008 |
| | 21 | | 699,006 | 68,426 | 777,241 | 293,574 | 483,667 | 41,376 | C.Y. 2009 |
| | 22 | | 729,643 | 59,159 | 787,991 | 358,420 | 429,571 | 39,409 | C.Y. 2010 |
| | 23 | | 867,201 | 50,508 | 910,839 | 429,212 | 481,627 | 52,205 | C.Y. 2011 |
| | 24 | | 838,598 | 83,901 | 909,180 | 431,910 | 477,269 | 67,374 | C.Y. 2012 |
| 平成 | 22 | 年度 | 769,744 | 53,208 | 823,162 | 375,778 | 447,384 | 44,768 | F.Y. 2010 |
| | 23 | | 878,567 | 58,786 | 926,784 | 434,357 | 492,426 | 58,478 | F.Y. 2011 |
| 24 | 年 | 1~3月 | 221,442 | 20,412 | 239,158 | 110,765 | 128,393 | 58,478 | Q1 2012 |
| | | 4~6月 | 212,859 | 21,661 | 231,292 | 110,235 | 121,056 | 61,373 | Q2 |
| | | 7~9月 | 200,221 | 20,273 | 215,828 | 102,489 | 113,338 | 65,352 | Q3 |
| | | 10~12月 | 204,076 | 21,555 | 222,902 | 108,421 | 114,481 | 67,374 | Q4 |
| 24 | 年 | 1月 | 71,369 | 6,332 | 77,119 | 36,003 | 41,115 | 56,585 | Jan. 2012 |
| | | 2月 | 75,032 | 7,093 | 81,558 | 36,834 | 44,724 | 57,000 | Feb. |
| | | 3月 | 75,041 | 6,986 | 80,481 | 37,927 | 42,554 | 58,478 | Mar. |
| | | 4月 | 72,560 | 7,225 | 80,869 | 37,620 | 43,249 | 57,326 | Apr. |
| | | 5月 | 68,447 | 7,075 | 74,224 | 35,278 | 38,946 | 58,555 | May. |
| | | 6月 | 71,852 | 7,362 | 76,198 | 37,337 | 38,862 | 61,373 | Jun. |
| | | 7月 | 71,103 | 6,791 | 75,460 | 35,923 | 39,537 | 63,608 | Jul. |
| | | 8月 | 62,068 | 6,526 | 67,820 | 32,862 | 34,958 | 64,091 | Aug. |
| | | 9月 | 67,051 | 6,956 | 72,547 | 33,704 | 38,843 | 65,352 | Sep. |
| | | 10月 | 70,185 | 7,251 | 77,835 | 37,893 | 39,941 | 64,790 | Oct. |
| | | 11月 | 67,749 | 7,200 | 74,327 | 36,125 | 38,202 | 65,083 | Nov. |
| | | 12月 | 66,143 | 7,104 | 70,741 | 34,402 | 36,338 | 67,374 | Dec. |

織物 Woven fabrics

| 年 月 | | | (1) 合成繊維長繊維織物計 ①～③ Synthetic filament fabrics | | | | | 単位:千㎡ Unit:1000㎡ | Year and Month |
|-----|----|--------|--|-----------------------------|----------------------------|------------------------|---------------|-------------------------------|----------------|
| | | | 生産数量 Production Quantity | 受入数量 Receipt Quantity | 出荷数量 Shipments Quantity | | | 在庫数量 Inventory Quantity | |
| | | | | | 計 Total | 販売数量 Sales Quantity | その他 Others | | |
| 平成 | 20 | 年 | 755,367 | 24,855 | 778,483 | 281,373 | 497,110 | 29,213 | C.Y. 2008 |
| | 21 | | 508,363 | 40,981 | 556,964 | 207,105 | 349,859 | 25,828 | C.Y. 2009 |
| | 22 | | 571,937 | 38,247 | 608,553 | 286,518 | 322,034 | 26,054 | C.Y. 2010 |
| | 23 | | 690,561 | 29,083 | 713,825 | 347,304 | 366,521 | 34,850 | C.Y. 2011 |
| | 24 | | 683,586 | 61,842 | 735,539 | 355,773 | 379,766 | 46,585 | C.Y. 2012 |
| 平成 | 22 | 年度 | 607,332 | 32,411 | 638,431 | 300,941 | 337,490 | 29,644 | F.Y. 2010 |
| | 23 | | 704,842 | 36,967 | 732,236 | 353,479 | 378,757 | 41,937 | F.Y. 2011 |
| 24 | 年 | 1～3月 | 180,985 | 15,192 | 192,643 | 91,741 | 100,903 | 41,937 | Q1 2012 |
| | | 4～6月 | 173,706 | 15,555 | 187,957 | 92,091 | 95,867 | 42,907 | Q2 |
| | | 7～9月 | 162,472 | 15,036 | 174,897 | 84,091 | 90,806 | 44,833 | Q3 |
| | | 10～12月 | 166,423 | 16,059 | 180,041 | 87,850 | 92,191 | 46,585 | Q4 |
| 24 | 年 | 1月 | 58,116 | 4,607 | 62,008 | 29,681 | 32,326 | 39,338 | Jan. 2012 |
| | | 2月 | 61,641 | 5,431 | 66,117 | 30,718 | 35,399 | 40,141 | Feb. |
| | | 3月 | 61,229 | 5,153 | 64,519 | 31,341 | 33,177 | 41,937 | Mar. |
| | | 4月 | 59,338 | 4,851 | 65,676 | 31,415 | 34,261 | 40,383 | Apr. |
| | | 5月 | 55,846 | 5,241 | 60,018 | 29,346 | 30,672 | 41,384 | May. |
| | | 6月 | 58,521 | 5,464 | 62,264 | 31,330 | 30,934 | 42,907 | Jun. |
| | | 7月 | 57,408 | 4,894 | 60,350 | 29,194 | 31,156 | 44,661 | Jul. |
| | | 8月 | 50,514 | 4,891 | 55,472 | 27,151 | 28,321 | 44,304 | Aug. |
| | | 9月 | 54,550 | 5,251 | 59,075 | 27,747 | 31,329 | 44,833 | Sep. |
| | | 10月 | 57,673 | 5,295 | 62,768 | 30,517 | 32,251 | 44,871 | Oct. |
| | | 11月 | 54,865 | 5,390 | 60,297 | 29,751 | 30,546 | 44,499 | Nov. |
| | | 12月 | 53,886 | 5,374 | 56,977 | 27,582 | 29,394 | 46,585 | Dec. |

| 年 月 | | | ① ナイロン Nylon | | | | | 単位:千㎡ Unit:1000㎡ | Year and Month |
|-----|----|--------|--------------------------------|-----------------------------|----------------------------|------------------------|---------------|-------------------------------|----------------|
| | | | 生産数量 Production Quantity | 受入数量 Receipt Quantity | 出荷数量 Shipments Quantity | | | 在庫数量 Inventory Quantity | |
| | | | | | 計 Total | 販売数量 Sales Quantity | その他 Others | | |
| 平成 | 20 | 年 | 131,646 | 2,044 | 134,237 | 36,003 | 98,234 | 3,904 | C.Y. 2008 |
| | 21 | | 106,509 | 5,180 | 112,471 | 26,529 | 85,942 | 3,278 | C.Y. 2009 |
| | 22 | | 116,912 | 7,969 | 124,249 | 34,994 | 89,255 | 3,822 | C.Y. 2010 |
| | 23 | | 135,788 | 11,439 | 145,570 | 41,186 | 104,384 | 5,595 | C.Y. 2011 |
| | 24 | | 130,655 | 19,123 | 147,609 | 41,581 | 106,029 | 7,850 | C.Y. 2012 |
| 平成 | 22 | 年度 | 121,973 | 9,063 | 130,879 | 37,087 | 93,792 | 3,637 | F.Y. 2010 |
| | 23 | | 140,782 | 13,864 | 151,313 | 42,076 | 109,237 | 7,278 | F.Y. 2011 |
| 24 | 年 | 1～3月 | 36,875 | 5,298 | 40,806 | 11,013 | 29,793 | 7,278 | Q1 2012 |
| | | 4～6月 | 32,408 | 4,864 | 37,227 | 10,553 | 26,673 | 7,287 | Q2 |
| | | 7～9月 | 30,010 | 4,313 | 34,205 | 10,160 | 24,045 | 7,309 | Q3 |
| | | 10～12月 | 31,361 | 4,648 | 35,372 | 9,855 | 25,517 | 7,850 | Q4 |
| 24 | 年 | 1月 | 11,802 | 1,508 | 13,026 | 3,555 | 9,471 | 6,199 | Jan. 2012 |
| | | 2月 | 12,598 | 1,960 | 14,110 | 3,554 | 10,557 | 6,645 | Feb. |
| | | 3月 | 12,475 | 1,830 | 13,670 | 3,904 | 9,766 | 7,278 | Mar. |
| | | 4月 | 11,335 | 1,692 | 13,396 | 3,470 | 9,926 | 6,907 | Apr. |
| | | 5月 | 10,510 | 1,574 | 11,793 | 3,383 | 8,410 | 7,196 | May. |
| | | 6月 | 10,562 | 1,598 | 12,037 | 3,700 | 8,337 | 7,287 | Jun. |
| | | 7月 | 10,705 | 1,502 | 12,175 | 3,649 | 8,526 | 7,287 | Jul. |
| | | 8月 | 9,240 | 1,336 | 10,352 | 3,073 | 7,279 | 7,479 | Aug. |
| | | 9月 | 10,065 | 1,474 | 11,678 | 3,438 | 8,240 | 7,309 | Sep. |
| | | 10月 | 10,512 | 1,479 | 12,134 | 3,172 | 8,962 | 7,134 | Oct. |
| | | 11月 | 10,353 | 1,607 | 11,901 | 3,540 | 8,361 | 7,161 | Nov. |
| | | 12月 | 10,496 | 1,562 | 11,337 | 3,143 | 8,194 | 7,850 | Dec. |

織物 Woven fabrics

| 年 月 | | | ② ポリエステル Polyester | | | | | 単位:千㎡ Unit:1000㎡ | Year and Month |
|-----|----|--------|--------------------------------|-----------------------------|----------------------------|------------------------|---------------|-------------------------------|----------------|
| | | | 生産数量 Production Quantity | 受入数量 Receipt Quantity | 出荷数量 Shipments Quantity | | | 在庫数量 Inventory Quantity | |
| | | | | | 計 Total | 販売数量 Sales Quantity | その他 Others | | |
| 平成 | 20 | 年 | 579,640 | 20,959 | 597,682 | 213,571 | 384,111 | 22,081 | C.Y. 2008 |
| | 21 | | 375,095 | 35,378 | 416,761 | 166,723 | 250,038 | 19,841 | C.Y. 2009 |
| | 22 | | 367,876 | 25,951 | 393,901 | 178,663 | 215,238 | 15,873 | C.Y. 2010 |
| | 23 | | 413,808 | 13,315 | 424,674 | 180,863 | 243,811 | 18,793 | C.Y. 2011 |
| | 24 | | 391,736 | 36,122 | 423,655 | 168,582 | 255,074 | 23,454 | C.Y. 2012 |
| 平成 | 22 | 年度 | 383,191 | 18,681 | 401,294 | 175,904 | 225,391 | 16,642 | F.Y. 2010 |
| | 23 | | 418,245 | 18,430 | 433,496 | 182,146 | 251,350 | 20,358 | F.Y. 2011 |
| 24 | 年 | 1~3月 | 104,180 | 8,387 | 111,580 | 44,844 | 66,735 | 20,358 | Q1 2012 |
| | | 4~6月 | 98,798 | 9,022 | 107,408 | 43,221 | 64,187 | 20,776 | Q2 |
| | | 7~9月 | 91,728 | 9,082 | 100,258 | 38,693 | 61,565 | 21,267 | Q3 |
| | | 10~12月 | 97,030 | 9,631 | 104,409 | 41,823 | 62,586 | 23,454 | Q4 |
| 24 | 年 | 1月 | 34,314 | 2,627 | 36,609 | 15,101 | 21,508 | 19,707 | Jan. 2012 |
| | | 2月 | 35,658 | 2,929 | 38,356 | 14,950 | 23,406 | 19,936 | Feb. |
| | | 3月 | 34,209 | 2,831 | 36,615 | 14,793 | 21,821 | 20,358 | Mar. |
| | | 4月 | 33,159 | 2,744 | 37,023 | 14,299 | 22,724 | 19,236 | Apr. |
| | | 5月 | 32,315 | 3,068 | 34,983 | 14,257 | 20,726 | 19,634 | May. |
| | | 6月 | 33,323 | 3,210 | 35,402 | 14,666 | 20,736 | 20,776 | Jun. |
| | | 7月 | 31,977 | 2,885 | 34,428 | 13,635 | 20,793 | 21,220 | Jul. |
| | | 8月 | 28,901 | 3,010 | 31,779 | 12,361 | 19,418 | 21,270 | Aug. |
| | | 9月 | 30,849 | 3,188 | 34,051 | 12,697 | 21,354 | 21,267 | Sep. |
| | | 10月 | 33,466 | 3,230 | 36,135 | 14,365 | 21,770 | 21,874 | Oct. |
| | | 11月 | 32,095 | 3,155 | 34,950 | 14,045 | 20,905 | 22,054 | Nov. |
| | | 12月 | 31,469 | 3,246 | 33,325 | 13,414 | 19,911 | 23,454 | Dec. |

| 年 月 | | | ③ その他の長繊維 Other synthetic filament fabrics | | | | | 単位:千㎡ Unit:1000㎡ | Year and Month |
|-----|----|--------|---|-----------------------------|----------------------------|------------------------|---------------|-------------------------------|----------------|
| | | | 生産数量 Production Quantity | 受入数量 Receipt Quantity | 出荷数量 Shipments Quantity | | | 在庫数量 Inventory Quantity | |
| | | | | | 計 Total | 販売数量 Sales Quantity | その他 Others | | |
| 平成 | 20 | 年 | 44,080 | 1,852 | 46,564 | 31,799 | 14,765 | 3,228 | C.Y. 2008 |
| | 21 | | 26,760 | 423 | 27,732 | 13,854 | 13,878 | 2,710 | C.Y. 2009 |
| | 22 | | 87,149 | 4,326 | 90,403 | 72,861 | 17,542 | 6,358 | C.Y. 2010 |
| | 23 | | 140,965 | 4,329 | 143,582 | 125,256 | 18,326 | 10,462 | C.Y. 2011 |
| | 24 | | 161,195 | 6,596 | 164,274 | 145,610 | 18,664 | 15,281 | C.Y. 2012 |
| 平成 | 22 | 年度 | 102,168 | 4,668 | 106,258 | 87,951 | 18,307 | 9,366 | F.Y. 2010 |
| | 23 | | 145,815 | 4,673 | 147,428 | 129,257 | 18,171 | 14,301 | F.Y. 2011 |
| 24 | 年 | 1~3月 | 39,930 | 1,506 | 40,257 | 35,883 | 4,374 | 14,301 | Q1 2012 |
| | | 4~6月 | 42,500 | 1,669 | 43,322 | 38,316 | 5,006 | 14,844 | Q2 |
| | | 7~9月 | 40,734 | 1,641 | 40,434 | 35,239 | 5,195 | 16,258 | Q3 |
| | | 10~12月 | 38,032 | 1,779 | 40,260 | 36,172 | 4,088 | 15,281 | Q4 |
| 24 | 年 | 1月 | 12,000 | 472 | 12,372 | 11,025 | 1,347 | 13,432 | Jan. 2012 |
| | | 2月 | 13,385 | 542 | 13,651 | 12,214 | 1,437 | 13,560 | Feb. |
| | | 3月 | 14,546 | 493 | 14,234 | 12,644 | 1,590 | 14,301 | Mar. |
| | | 4月 | 14,844 | 415 | 15,256 | 13,646 | 1,610 | 14,240 | Apr. |
| | | 5月 | 13,021 | 599 | 13,242 | 11,706 | 1,535 | 14,554 | May. |
| | | 6月 | 14,636 | 655 | 14,825 | 12,964 | 1,861 | 14,844 | Jun. |
| | | 7月 | 14,726 | 508 | 13,747 | 11,910 | 1,837 | 16,155 | Jul. |
| | | 8月 | 12,373 | 544 | 13,341 | 11,717 | 1,624 | 15,555 | Aug. |
| | | 9月 | 13,635 | 589 | 13,346 | 11,612 | 1,734 | 16,258 | Sep. |
| | | 10月 | 13,695 | 586 | 14,500 | 12,981 | 1,519 | 15,862 | Oct. |
| | | 11月 | 12,417 | 628 | 13,446 | 12,165 | 1,281 | 15,285 | Nov. |
| | | 12月 | 11,920 | 566 | 12,314 | 11,026 | 1,288 | 15,281 | Dec. |

織物 Woven fabrics

| 年 月 | | | (2) 合成繊維短繊維織物計 ①～③ Synthetic staple fabrics | | | | | 単位:千㎡ Unit:1000㎡ | Year and Month |
|-----|----|--------|--|-----------------------------|----------------------------|------------------------|---------------|-------------------------------|----------------|
| | | | 生産数量 Production Quantity | 受入数量 Receipt Quantity | 出荷数量 Shipments Quantity | | | 在庫数量 Inventory Quantity | |
| | | | | | 計 Total | 販売数量 Sales Quantity | その他 Others | | |
| 平成 | 20 | 年 | 253,090 | 31,213 | 283,052 | 101,681 | 181,371 | 18,052 | C.Y. 2008 |
| | 21 | | 190,642 | 27,445 | 220,277 | 86,469 | 133,808 | 15,548 | C.Y. 2009 |
| | 22 | | 157,706 | 20,912 | 179,438 | 71,901 | 107,537 | 13,356 | C.Y. 2010 |
| | 23 | | 176,640 | 21,425 | 197,013 | 81,908 | 115,105 | 17,355 | C.Y. 2011 |
| | 24 | | 155,011 | 22,059 | 173,641 | 76,137 | 97,503 | 20,790 | C.Y. 2012 |
| 平成 | 22 | 年度 | 162,412 | 20,797 | 184,731 | 74,837 | 109,894 | 15,124 | F.Y. 2010 |
| | 23 | | 173,725 | 21,819 | 194,547 | 80,878 | 113,669 | 16,542 | F.Y. 2011 |
| 24 | 年 | 1～3月 | 40,457 | 5,220 | 46,515 | 19,024 | 27,491 | 16,542 | Q1 2012 |
| | | 4～6月 | 39,153 | 6,106 | 43,334 | 18,144 | 25,190 | 18,466 | Q2 |
| | | 7～9月 | 37,749 | 5,237 | 40,931 | 18,398 | 22,533 | 20,519 | Q3 |
| | | 10～12月 | 37,653 | 5,496 | 42,861 | 20,571 | 22,290 | 20,790 | Q4 |
| 24 | 年 | 1月 | 13,254 | 1,725 | 15,111 | 6,322 | 8,789 | 17,247 | Jan. 2012 |
| | | 2月 | 13,392 | 1,663 | 15,442 | 6,116 | 9,326 | 16,859 | Feb. |
| | | 3月 | 13,811 | 1,833 | 15,962 | 6,586 | 9,376 | 16,542 | Mar. |
| | | 4月 | 13,221 | 2,374 | 15,194 | 6,206 | 8,988 | 16,943 | Apr. |
| | | 5月 | 12,601 | 1,834 | 14,206 | 5,932 | 8,274 | 17,172 | May. |
| | | 6月 | 13,330 | 1,898 | 13,934 | 6,007 | 7,927 | 18,466 | Jun. |
| | | 7月 | 13,695 | 1,897 | 15,111 | 6,730 | 8,381 | 18,946 | Jul. |
| | | 8月 | 11,554 | 1,635 | 12,348 | 5,710 | 6,638 | 19,787 | Aug. |
| | | 9月 | 12,500 | 1,705 | 13,472 | 5,958 | 7,515 | 20,519 | Sep. |
| | | 10月 | 12,512 | 1,955 | 15,067 | 7,377 | 7,690 | 19,919 | Oct. |
| | | 11月 | 12,884 | 1,811 | 14,030 | 6,375 | 7,656 | 20,584 | Nov. |
| | | 12月 | 12,257 | 1,730 | 13,764 | 6,820 | 6,944 | 20,790 | Dec. |

| 年 月 | | | ① アクリル Acrylic | | | | | 単位:千㎡ Unit:1000㎡ | Year and Month |
|-----|----|--------|--------------------------------|-----------------------------|----------------------------|------------------------|---------------|-------------------------------|----------------|
| | | | 生産数量 Production Quantity | 受入数量 Receipt Quantity | 出荷数量 Shipments Quantity | | | 在庫数量 Inventory Quantity | |
| | | | | | 計 Total | 販売数量 Sales Quantity | その他 Others | | |
| 平成 | 20 | 年 | 9,508 | 246 | 9,767 | 5,998 | 3,769 | 350 | C.Y. 2008 |
| | 21 | | 6,309 | 515 | 6,908 | 5,561 | 1,347 | 268 | C.Y. 2009 |
| | 22 | | 1,013 | 164 | 1,170 | 984 | 186 | 42 | C.Y. 2010 |
| | 23 | | 5,990 | - | 6,266 | 6,155 | 112 | 515 | C.Y. 2011 |
| | 24 | | 3,626 | 0 | 3,869 | 3,757 | 111 | 270 | C.Y. 2012 |
| 平成 | 22 | 年度 | 1,704 | 72 | 1,797 | 1,628 | 169 | 752 | F.Y. 2010 |
| | 23 | | 5,705 | - | 5,787 | 5,679 | 109 | 669 | F.Y. 2011 |
| 24 | 年 | 1～3月 | 1,037 | - | 884 | 856 | 28 | 669 | Q1 2012 |
| | | 4～6月 | 661 | 0 | 739 | 710 | 28 | 591 | Q2 |
| | | 7～9月 | 929 | 0 | 1,226 | 1,204 | 22 | 293 | Q3 |
| | | 10～12月 | 999 | - | 1,021 | 987 | 33 | 270 | Q4 |
| 24 | 年 | 1月 | 293 | - | 339 | 330 | 8 | 470 | Jan. 2012 |
| | | 2月 | 465 | - | 257 | 248 | 9 | 678 | Feb. |
| | | 3月 | 279 | - | 288 | 278 | 10 | 669 | Mar. |
| | | 4月 | 271 | 0 | 319 | 308 | 11 | 622 | Apr. |
| | | 5月 | 138 | - | 147 | 140 | 7 | 613 | May. |
| | | 6月 | 252 | - | 273 | 263 | 10 | 591 | Jun. |
| | | 7月 | 578 | - | 554 | 546 | 8 | 615 | Jul. |
| | | 8月 | 183 | 0 | 356 | 349 | 7 | 442 | Aug. |
| | | 9月 | 168 | - | 316 | 309 | 8 | 293 | Sep. |
| | | 10月 | 274 | - | 531 | 514 | 17 | 36 | Oct. |
| | | 11月 | 313 | - | 165 | 158 | 7 | 183 | Nov. |
| | | 12月 | 412 | - | 324 | 315 | 9 | 270 | Dec. |

織物 Woven fabrics

| 年 月 | | | ②ポリエステル Polyester | | | | | 単位:千㎡ Unit:1000㎡ | Year and Month |
|-----|----|--------|--------------------------------|-----------------------------|----------------------------|------------------------|---------------|-------------------------------|----------------|
| | | | 生産数量 Production Quantity | 受入数量 Receipt Quantity | 出荷数量 Shipments Quantity | | | 在庫数量 Inventory Quantity | |
| | | | | | 計 Total | 販売数量 Sales Quantity | その他 Others | | |
| 平成 | 20 | 年 | 205,345 | 25,444 | 230,126 | 74,401 | 155,725 | 14,055 | C.Y. 2008 |
| | 21 | | 153,494 | 22,130 | 177,578 | 61,692 | 115,886 | 11,845 | C.Y. 2009 |
| | 22 | | 126,335 | 15,355 | 142,767 | 53,661 | 89,106 | 9,976 | C.Y. 2010 |
| | 23 | | 139,196 | 16,453 | 153,546 | 57,889 | 95,657 | 14,349 | C.Y. 2011 |
| | 24 | | 118,753 | 16,232 | 132,429 | 54,344 | 78,085 | 16,912 | C.Y. 2012 |
| 平成 | 22 | 年度 | 130,116 | 15,448 | 147,176 | 55,855 | 91,321 | 11,215 | F.Y. 2010 |
| | 23 | | 135,640 | 16,542 | 150,806 | 57,155 | 93,651 | 13,086 | F.Y. 2011 |
| 24 | 年 | 1~3月 | 31,070 | 3,754 | 36,111 | 13,673 | 22,438 | 13,086 | Q1 2012 |
| | | 4~6月 | 30,000 | 4,526 | 32,833 | 12,674 | 20,159 | 14,779 | Q2 |
| | | 7~9月 | 28,950 | 3,961 | 30,516 | 12,779 | 17,736 | 17,174 | Q3 |
| | | 10~12月 | 28,733 | 3,991 | 32,969 | 15,217 | 17,752 | 16,912 | Q4 |
| 24 | 年 | 1月 | 10,381 | 1,233 | 11,923 | 4,628 | 7,295 | 14,065 | Jan. 2012 |
| | | 2月 | 10,178 | 1,215 | 12,106 | 4,384 | 7,722 | 13,352 | Feb. |
| | | 3月 | 10,510 | 1,306 | 12,082 | 4,661 | 7,422 | 13,086 | Mar. |
| | | 4月 | 10,042 | 1,890 | 11,615 | 4,277 | 7,338 | 13,403 | Apr. |
| | | 5月 | 9,717 | 1,281 | 10,727 | 4,159 | 6,567 | 13,674 | May. |
| | | 6月 | 10,241 | 1,355 | 10,491 | 4,238 | 6,253 | 14,779 | Jun. |
| | | 7月 | 10,362 | 1,464 | 11,320 | 4,699 | 6,621 | 15,285 | Jul. |
| | | 8月 | 8,852 | 1,224 | 9,179 | 3,958 | 5,221 | 16,182 | Aug. |
| | | 9月 | 9,737 | 1,272 | 10,017 | 4,122 | 5,894 | 17,174 | Sep. |
| | | 10月 | 9,517 | 1,346 | 11,553 | 5,427 | 6,126 | 16,484 | Oct. |
| | | 11月 | 9,866 | 1,376 | 10,944 | 4,762 | 6,181 | 16,783 | Nov. |
| | | 12月 | 9,351 | 1,268 | 10,472 | 5,027 | 5,445 | 16,912 | Dec. |

| 年 月 | | | ③ その他の短繊維 Other synthetic staple fabrics | | | | | 単位:千㎡ Unit:1000㎡ | Year and Month |
|-----|----|--------|---|-----------------------------|----------------------------|------------------------|---------------|-------------------------------|----------------|
| | | | 生産数量 Production Quantity | 受入数量 Receipt Quantity | 出荷数量 Shipments Quantity | | | 在庫数量 Inventory Quantity | |
| | | | | | 計 Total | 販売数量 Sales Quantity | その他 Others | | |
| 平成 | 20 | 年 | 38,237 | 5,523 | 43,160 | 21,283 | 21,877 | 3,647 | C.Y. 2008 |
| | 21 | | 30,840 | 4,799 | 35,791 | 19,216 | 16,575 | 3,435 | C.Y. 2009 |
| | 22 | | 30,358 | 5,393 | 35,502 | 17,257 | 18,245 | 3,337 | C.Y. 2010 |
| | 23 | | 31,454 | 4,972 | 37,201 | 17,864 | 19,337 | 2,491 | C.Y. 2011 |
| | 24 | | 32,632 | 5,827 | 37,343 | 18,036 | 19,307 | 3,607 | C.Y. 2012 |
| 平成 | 22 | 年度 | 30,593 | 5,277 | 35,758 | 17,354 | 18,404 | 3,158 | F.Y. 2010 |
| | 23 | | 32,381 | 5,277 | 37,954 | 18,045 | 19,910 | 2,787 | F.Y. 2011 |
| 24 | 年 | 1~3月 | 8,350 | 1,466 | 9,520 | 4,495 | 5,024 | 2,787 | Q1 2012 |
| | | 4~6月 | 8,492 | 1,580 | 9,763 | 4,760 | 5,003 | 3,096 | Q2 |
| | | 7~9月 | 7,870 | 1,276 | 9,189 | 4,415 | 4,774 | 3,052 | Q3 |
| | | 10~12月 | 7,921 | 1,506 | 8,872 | 4,366 | 4,505 | 3,607 | Q4 |
| 24 | 年 | 1月 | 2,580 | 491 | 2,849 | 1,363 | 1,486 | 2,712 | Jan. 2012 |
| | | 2月 | 2,748 | 447 | 3,079 | 1,484 | 1,594 | 2,829 | Feb. |
| | | 3月 | 3,022 | 527 | 3,592 | 1,648 | 1,944 | 2,787 | Mar. |
| | | 4月 | 2,908 | 484 | 3,260 | 1,620 | 1,639 | 2,918 | Apr. |
| | | 5月 | 2,746 | 553 | 3,333 | 1,633 | 1,699 | 2,885 | May. |
| | | 6月 | 2,838 | 543 | 3,170 | 1,506 | 1,664 | 3,096 | Jun. |
| | | 7月 | 2,755 | 432 | 3,237 | 1,485 | 1,752 | 3,046 | Jul. |
| | | 8月 | 2,519 | 411 | 2,813 | 1,403 | 1,410 | 3,163 | Aug. |
| | | 9月 | 2,596 | 432 | 3,140 | 1,527 | 1,613 | 3,052 | Sep. |
| | | 10月 | 2,722 | 609 | 2,983 | 1,435 | 1,548 | 3,400 | Oct. |
| | | 11月 | 2,704 | 434 | 2,921 | 1,454 | 1,467 | 3,617 | Nov. |
| | | 12月 | 2,495 | 462 | 2,968 | 1,477 | 1,491 | 3,607 | Dec. |

織物 Woven fabrics

| 年 月 | | | タイヤコード Tire cord | | | | | 単位:トン Unit:t | Year and Month |
|-----|----|--------|--------------------------------|-----------------------------|----------------------------|------------------------|-----------------|-------------------------------|----------------|
| | | | 生産数量 Production Quantity | 受入数量 Receipt Quantity | 出荷数量 Shipments Quantity | | | 在庫数量 Inventory Quantity | |
| | | | | | 計 Total | 販売数量 Sales Quantity | そ の 他 Others | | |
| 平成 | 20 | 年 | 58,623 | 2,246 | 60,343 | 21,030 | 39,313 | 2,289 | C.Y. 2008 |
| | 21 | | 46,037 | 1,278 | 47,860 | 16,588 | 31,272 | 1,744 | C.Y. 2009 |
| | 22 | | 62,505 | 1,382 | 63,921 | 26,113 | 37,808 | 1,865 | C.Y. 2010 |
| | 23 | | 62,088 | 1,556 | 63,783 | 26,637 | 37,146 | 1,630 | C.Y. 2011 |
| | 24 | | 57,544 | 1,991 | 58,992 | 24,742 | 34,250 | 2,456 | C.Y. 2012 |
| 平成 | 22 | 年度 | 62,896 | 1,386 | 64,301 | 26,247 | 38,054 | 1,815 | F.Y. 2010 |
| | 23 | | 61,889 | 1,685 | 63,423 | 26,583 | 36,840 | 2,270 | F.Y. 2011 |
| 24 | 年 | 1~3月 | 15,436 | 487 | 15,659 | 6,563 | 9,096 | 2,270 | Q1 2012 |
| | | 4~6月 | 14,887 | 553 | 15,350 | 6,295 | 9,055 | 2,333 | Q2 |
| | | 7~9月 | 13,893 | 512 | 13,765 | 5,761 | 8,004 | 2,940 | Q3 |
| | | 10~12月 | 13,329 | 439 | 14,218 | 6,123 | 8,095 | 2,456 | Q4 |
| 24 | 年 | 1月 | 4,650 | 153 | 4,997 | 2,119 | 2,878 | 1,829 | Jan. 2012 |
| | | 2月 | 5,318 | 147 | 4,975 | 2,153 | 2,822 | 2,310 | Feb. |
| | | 3月 | 5,468 | 187 | 5,687 | 2,291 | 3,397 | 2,270 | Mar. |
| | | 4月 | 5,146 | 176 | 5,337 | 2,094 | 3,243 | 2,248 | Apr. |
| | | 5月 | 4,727 | 185 | 4,919 | 2,082 | 2,837 | 2,233 | May. |
| | | 6月 | 5,015 | 192 | 5,095 | 2,120 | 2,976 | 2,333 | Jun. |
| | | 7月 | 5,034 | 220 | 5,063 | 2,037 | 3,026 | 2,513 | Jul. |
| | | 8月 | 4,357 | 120 | 4,140 | 1,798 | 2,342 | 2,839 | Aug. |
| | | 9月 | 4,501 | 172 | 4,561 | 1,926 | 2,635 | 2,940 | Sep. |
| | | 10月 | 4,695 | 145 | 5,178 | 2,245 | 2,933 | 2,591 | Oct. |
| | | 11月 | 4,529 | 183 | 4,791 | 2,018 | 2,774 | 2,500 | Nov. |
| | | 12月 | 4,104 | 111 | 4,249 | 1,860 | 2,389 | 2,456 | Dec. |

| 年 月 | | | タオル Towel | | | | | 単位:トン Unit:t | Year and Month |
|-----|----|--------|--------------------------------|-----------------------------|----------------------------|------------------------|-----------------|-------------------------------|----------------|
| | | | 生産数量 Production Quantity | 受入数量 Receipt Quantity | 出荷数量 Shipments Quantity | | | 在庫数量 Inventory Quantity | |
| | | | | | 計 Total | 販売数量 Sales Quantity | そ の 他 Others | | |
| 平成 | 20 | 年 | 17,651 | 3,319 | 20,422 | 19,889 | 533 | 5,459 | C.Y. 2008 |
| | 21 | | 15,084 | 2,546 | 17,661 | 17,150 | 511 | 4,337 | C.Y. 2009 |
| | 22 | | 11,682 | 2,411 | 14,000 | 12,998 | 1,002 | 3,875 | C.Y. 2010 |
| | 23 | | 12,114 | 2,405 | 13,911 | 13,031 | 880 | 4,367 | C.Y. 2011 |
| | 24 | | 11,529 | 2,329 | 13,259 | 12,586 | 672 | 2,644 | C.Y. 2012 |
| 平成 | 22 | 年度 | 11,812 | 2,441 | 14,019 | 13,052 | 967 | 4,243 | F.Y. 2010 |
| | 23 | | 11,956 | 2,378 | 13,736 | 12,916 | 820 | 3,147 | F.Y. 2011 |
| 24 | 年 | 1~3月 | 2,848 | 605 | 3,215 | 3,049 | 166 | 3,147 | Q1 2012 |
| | | 4~6月 | 2,876 | 620 | 3,390 | 3,220 | 170 | 2,836 | Q2 |
| | | 7~9月 | 2,763 | 567 | 3,262 | 3,100 | 161 | 2,704 | Q3 |
| | | 10~12月 | 3,041 | 537 | 3,393 | 3,218 | 175 | 2,644 | Q4 |
| 24 | 年 | 1月 | 905 | 196 | 1,002 | 951 | 50 | 3,104 | Jan. 2012 |
| | | 2月 | 961 | 197 | 1,080 | 1,024 | 56 | 3,130 | Feb. |
| | | 3月 | 983 | 212 | 1,133 | 1,073 | 59 | 3,147 | Mar. |
| | | 4月 | 970 | 224 | 1,122 | 1,067 | 55 | 2,894 | Apr. |
| | | 5月 | 936 | 211 | 1,100 | 1,044 | 55 | 2,887 | May. |
| | | 6月 | 970 | 186 | 1,168 | 1,109 | 59 | 2,836 | Jun. |
| | | 7月 | 945 | 197 | 1,099 | 1,042 | 57 | 2,832 | Jul. |
| | | 8月 | 870 | 174 | 1,053 | 1,003 | 50 | 2,711 | Aug. |
| | | 9月 | 948 | 196 | 1,110 | 1,056 | 54 | 2,704 | Sep. |
| | | 10月 | 1,082 | 201 | 1,107 | 1,047 | 60 | 2,745 | Oct. |
| | | 11月 | 980 | 184 | 1,114 | 1,059 | 56 | 2,718 | Nov. |
| | | 12月 | 980 | 152 | 1,172 | 1,112 | 60 | 2,644 | Dec. |

注:タイヤコードの内訳は、82頁参照。

Note: See p.82 about Tire cord Breakdown.

織物一生産内訳

Woven fabrics- Breakdown of production by Woven fabrics

単位(Unit): 1000㎡

| 年 月 | 綿織物 Cotton fabrics | | | | | | | | Year and Month |
|-----------|-----------------------|------------|--|-----------------------------------|---|----------------|---------------|-----------|----------------|
| | 合計 total | 計 total | 生地(糸晒しを含む) Texture (bleached yarn included) | | | | | | |
| | | | かなきん Unbleached muslin | ポプリン・ブロード Poplin, broad cloths | 粗布・てんじく・細布・ネル Sofu, Tenjiku, Saifu and flannel cloth | クレープ Crapes | あや類 Leases | | |
| | | | | | | | | | |
| 平成 20 年 | 326,954 | 191,829 | 17,073 | 6,965 | 6,368 | 2,519 | 35,022 | C.Y. 2008 | |
| 21 | 220,822 | 120,051 | 13,141 | 3,934 | 2,732 | 2,596 | 16,871 | C.Y. 2009 | |
| 22 | 124,322 | 74,647 | 11,586 | 3,205 | 1,701 | 2,728 | 14,094 | C.Y. 2010 | |
| 23 | 128,034 | 83,240 | 10,985 | 2,336 | 3,957 | 2,523 | 14,150 | C.Y. 2011 | |
| 24 | 123,963 | 77,025 | 10,505 | 1,920 | 3,152 | 2,657 | 12,226 | C.Y. 2012 | |
| 平成 22 年度 | 125,181 | 77,036 | 11,734 | 2,690 | 2,339 | 2,642 | 14,291 | F.Y. 2010 | |
| 23 | 126,350 | 82,567 | 10,654 | 2,219 | 4,173 | 2,581 | 14,464 | F.Y. 2011 | |
| 24 年 1~3月 | 30,654 | 20,252 | 2,628 | 449 | 1,079 | 689 | 3,711 | Q1 2012 | |
| 4~6月 | 30,576 | 18,326 | 2,668 | 409 | 741 | 659 | 2,801 | Q2 | |
| 7~9月 | 30,741 | 19,151 | 2,638 | 448 | 739 | 625 | 3,058 | Q3 | |
| 10~12月 | 31,992 | 19,296 | 2,570 | 614 | 594 | 684 | 2,656 | Q4 | |
| 24 年 1月 | 9,414 | 6,547 | 855 | 156 | 367 | 213 | 1,249 | Jan. 2012 | |
| 2月 | 10,823 | 7,042 | 893 | 157 | 374 | 235 | 1,212 | Feb. | |
| 3月 | 10,416 | 6,663 | 879 | 135 | 338 | 241 | 1,250 | Mar. | |
| 4月 | 10,501 | 6,363 | 896 | 124 | 296 | 216 | 1,049 | Apr. | |
| 5月 | 9,828 | 5,925 | 865 | 126 | 257 | 203 | 871 | May | |
| 6月 | 10,246 | 6,038 | 907 | 158 | 188 | 240 | 882 | Jun. | |
| 7月 | 10,823 | 6,796 | 913 | 161 | 287 | 196 | 1,185 | Jul. | |
| 8月 | 9,859 | 6,236 | 854 | 135 | 268 | 223 | 904 | Aug. | |
| 9月 | 10,059 | 6,119 | 872 | 152 | 184 | 206 | 969 | Sep. | |
| 10月 | 11,094 | 6,723 | 863 | 214 | 220 | 232 | 916 | Oct. | |
| 11月 | 10,783 | 6,406 | 853 | 203 | 196 | 243 | 908 | Nov. | |
| 12月 | 10,115 | 6,168 | 855 | 197 | 178 | 210 | 832 | Dec. | |

単位(Unit): 1000㎡

| 年 月 | 綿織物 Cotton fabrics | | | | | | Year and Month |
|-----------|--|---|-------------------------|------------|-----------------|---------------------------|----------------|
| | 生地(糸晒しを含む) Texture (bleached yarn included) | | | 計 total | 糸染 Dyed yarn | | |
| | 朱子 Satin | 白もめん・包帯・ガーゼ Bandagecloth, gauzecloth, white cotton cloth | その他の生地 Other texture | | ギンガム Gingham | その他の糸染 Other dyed yarn | |
| | | | | | | | |
| 平成 20 年 | 13,386 | 20,404 | 88,521 | 135,125 | 10,141 | 124,984 | C.Y. 2008 |
| 21 | 7,869 | 12,668 | 59,208 | 100,771 | 9,920 | 90,851 | C.Y. 2009 |
| 22 | 8,653 | 3,848 | 28,833 | 49,674 | 3,149 | 46,525 | C.Y. 2010 |
| 23 | 8,859 | 3,941 | 36,488 | 44,794 | 3,211 | 41,583 | C.Y. 2011 |
| 24 | 6,993 | 4,330 | 35,243 | 46,938 | 3,194 | 43,744 | C.Y. 2012 |
| 平成 22 年度 | 9,439 | 3,856 | 30,045 | 48,145 | 3,167 | 44,978 | F.Y. 2010 |
| 23 | 8,281 | 4,034 | 36,161 | 43,783 | 3,218 | 40,565 | F.Y. 2011 |
| 24 年 1~3月 | 2,115 | 1,047 | 8,534 | 10,402 | 796 | 9,606 | Q1 2012 |
| 4~6月 | 1,653 | 999 | 8,396 | 12,250 | 871 | 11,378 | Q2 |
| 7~9月 | 1,716 | 1,022 | 8,906 | 11,590 | 699 | 10,891 | Q3 |
| 10~12月 | 1,509 | 1,262 | 9,407 | 12,696 | 828 | 11,869 | Q4 |
| 24 年 1月 | 709 | 336 | 2,663 | 2,867 | 226 | 2,641 | Jan. 2012 |
| 2月 | 713 | 357 | 3,100 | 3,781 | 278 | 3,504 | Feb. |
| 3月 | 694 | 354 | 2,771 | 3,754 | 293 | 3,461 | Mar. |
| 4月 | 615 | 333 | 2,834 | 4,138 | 314 | 3,824 | Apr. |
| 5月 | 534 | 334 | 2,735 | 3,903 | 250 | 3,653 | May |
| 6月 | 504 | 332 | 2,827 | 4,208 | 307 | 3,901 | Jun. |
| 7月 | 615 | 349 | 3,091 | 4,027 | 256 | 3,771 | Jul. |
| 8月 | 556 | 314 | 2,983 | 3,623 | 190 | 3,433 | Aug. |
| 9月 | 546 | 359 | 2,832 | 3,939 | 253 | 3,686 | Sep. |
| 10月 | 504 | 422 | 3,353 | 4,371 | 267 | 4,104 | Oct. |
| 11月 | 535 | 417 | 3,051 | 4,378 | 277 | 4,101 | Nov. |
| 12月 | 470 | 422 | 3,004 | 3,948 | 283 | 3,664 | Dec. |

注:平成24年から生地(糸晒しを含む)のうち「別珍・コール天」を削除

織物一生産内訳

Woven fabrics- Breakdown of production by Woven fabrics

単位(Unit): 1000㎡

| 年 月 | 毛織物 Wool fabrics | | | | | | | Year and Month |
|-----------|---------------------|------------|----------------------------|-------------------------------|------------------------------|------------|----------------------------|----------------|
| | 合計 total | 計 total | そ毛 Worsted fabrics | | | 計 total | 紡毛 Woolen fabrics | |
| | | | 男子服地 Men's dress clothe | 婦人児服地 Women's dress clothe | その他 Other worsted fabrics | | 男子服地 Men's dress clothe | |
| | | | | | | | | |
| 平成 20 年 | 60,712 | 52,173 | 29,262 | 19,779 | 3,132 | 8,540 | 381 | C.Y. 2008 |
| 21 | 38,304 | 33,733 | 20,560 | 11,361 | 1,812 | 4,572 | 253 | C.Y. 2009 |
| 22 | 32,355 | 27,881 | 19,776 | 7,501 | 604 | 4,474 | 10 | C.Y. 2010 |
| 23 | 29,816 | 25,356 | 17,654 | 7,103 | 598 | 4,461 | 11 | C.Y. 2011 |
| 24 | 28,397 | 24,606 | 16,862 | 7,155 | 589 | 3,791 | 22 | C.Y. 2012 |
| 平成 22 年度 | 32,373 | 27,526 | 19,436 | 7,533 | 557 | 4,847 | 9 | F.Y. 2010 |
| 23 | 29,872 | 25,502 | 17,661 | 7,224 | 617 | 4,370 | 11 | F.Y. 2011 |
| 24 年 1~3月 | 7,337 | 6,284 | 4,393 | 1,735 | 155 | 1,053 | 1 | Q1 2012 |
| 4~6月 | 7,503 | 6,393 | 4,306 | 1,920 | 167 | 1,110 | 4 | Q2 |
| 7~9月 | 6,976 | 6,053 | 4,076 | 1,838 | 139 | 924 | 14 | Q3 |
| 10~12月 | 6,581 | 5,877 | 4,087 | 1,662 | 128 | 704 | 3 | Q4 |
| 24 年 1月 | 2,317 | 1,973 | 1,411 | 525 | 37 | 344 | 0 | Jan. 2012 |
| 2月 | 2,448 | 2,089 | 1,459 | 587 | 43 | 359 | 0 | Feb. |
| 3月 | 2,572 | 2,222 | 1,523 | 623 | 76 | 350 | 0 | Mar. |
| 4月 | 2,514 | 2,139 | 1,483 | 586 | 70 | 375 | 1 | Apr. |
| 5月 | 2,403 | 2,080 | 1,387 | 642 | 51 | 323 | 0 | May |
| 6月 | 2,587 | 2,174 | 1,436 | 692 | 45 | 413 | 2 | Jun. |
| 7月 | 2,483 | 2,163 | 1,438 | 664 | 62 | 319 | 10 | Jul. |
| 8月 | 2,212 | 1,921 | 1,339 | 541 | 41 | 292 | 2 | Aug. |
| 9月 | 2,281 | 1,968 | 1,299 | 633 | 36 | 313 | 2 | Sep. |
| 10月 | 2,361 | 2,117 | 1,444 | 626 | 47 | 244 | 1 | Oct. |
| 11月 | 2,191 | 1,934 | 1,344 | 552 | 38 | 257 | 1 | Nov. |
| 12月 | 2,029 | 1,826 | 1,299 | 484 | 44 | 203 | 1 | Dec. |

| 年 月 | 毛織物 Wool fabrics | | | 絹・絹紡織物 Silk and spun silk fabrics | | | | Year and Month |
|-----------|-------------------------------|------------------------|-----------------------------|--------------------------------------|------------|--------------------|----------------|----------------|
| | 紡毛 Woolen fabrics | | | 合計 total | 計 total | 広幅 Double width | | |
| | 婦人児服地 Women's dress clothe | 毛布地 Blanket texture | その他 Other woolen fabrics | | | 羽二重類 Habutae | クレープ類 Crape | |
| | | | | | | | | |
| 平成 20 年 | 4,799 | 449 | 2,911 | 14,043 | 4,887 | 2,061 | 1,419 | C.Y. 2008 |
| 21 | 2,674 | 459 | 1,185 | 9,955 | 3,239 | 1,254 | 1,045 | C.Y. 2009 |
| 22 | 2,157 | 282 | 2,025 | 3,611 | 1,379 | 871 | 66 | C.Y. 2010 |
| 23 | 2,133 | 299 | 2,018 | 3,152 | 1,438 | 786 | 62 | C.Y. 2011 |
| 24 | 1,667 | 272 | 1,831 | 2,912 | 1,357 | 738 | 54 | C.Y. 2012 |
| 平成 22 年度 | 2,407 | 282 | 2,148 | 3,545 | 1,414 | 882 | 65 | F.Y. 2010 |
| 23 | 2,145 | 305 | 1,909 | 3,085 | 1,435 | 769 | 59 | F.Y. 2011 |
| 24 年 1~3月 | 555 | 67 | 429 | 716 | 345 | 194 | 12 | Q1 2012 |
| 4~6月 | 565 | 59 | 482 | 755 | 341 | 187 | 13 | Q2 |
| 7~9月 | 387 | 72 | 450 | 680 | 311 | 171 | 14 | Q3 |
| 10~12月 | 159 | 73 | 470 | 762 | 359 | 186 | 15 | Q4 |
| 24 年 1月 | 174 | 22 | 147 | 234 | 125 | 61 | 4 | Jan. 2012 |
| 2月 | 196 | 23 | 139 | 239 | 108 | 64 | 4 | Feb. |
| 3月 | 185 | 22 | 143 | 243 | 112 | 69 | 4 | Mar. |
| 4月 | 203 | 20 | 151 | 243 | 111 | 62 | 4 | Apr. |
| 5月 | 130 | 21 | 172 | 253 | 111 | 61 | 4 | May |
| 6月 | 232 | 19 | 159 | 259 | 120 | 64 | 6 | Jun. |
| 7月 | 139 | 22 | 148 | 253 | 119 | 60 | 5 | Jul. |
| 8月 | 141 | 26 | 123 | 217 | 97 | 54 | 5 | Aug. |
| 9月 | 107 | 25 | 179 | 210 | 95 | 56 | 4 | Sep. |
| 10月 | 53 | 27 | 162 | 257 | 126 | 62 | 4 | Oct. |
| 11月 | 76 | 24 | 157 | 257 | 133 | 62 | 5 | Nov. |
| 12月 | 30 | 22 | 150 | 248 | 101 | 62 | 5 | Dec. |

織物一生産内訳

Woven fabrics- Breakdown of production by Woven fabrics

単位(Unit): 1000㎡

| 年 月 | 絹・絹紡織物 Silk and spun silk fabrics | | | | | ビスコーススフ織物 Viscose staple fabrics | | Year and Month |
|-----------|--------------------------------------|------------|---------------------|-------------------------|---|-------------------------------------|------------|----------------|
| | 広幅 Double width | 計 total | 小幅 Single width | | その他の 後練(後染) Other piece dyed silk fabrics | 合計 total | 計 total | |
| | | | ちりめん類 Silk crape | 先練 (先染) Dyed yarn | | | | |
| | 先練 (先染) Dyed yarn | | | | | | | |
| 平成 20 年 | 1,407 | 6,929 | 4,263 | 2,666 | 2,228 | 79,928 | 76,488 | C.Y. 2008 |
| 21 | 939 | 5,288 | 3,441 | 1,847 | 1,428 | 65,784 | 63,331 | C.Y. 2009 |
| 22 | 442 | 1,538 | 630 | 908 | 694 | 59,222 | 58,717 | C.Y. 2010 |
| 23 | 591 | 1,003 | 562 | 441 | 711 | 61,026 | 60,826 | C.Y. 2011 |
| 24 | 565 | 879 | 429 | 449 | 677 | 49,733 | 49,560 | C.Y. 2012 |
| 平成 22 年度 | 467 | 1,420 | 622 | 798 | 711 | 59,028 | 58,625 | F.Y. 2010 |
| 23 | 607 | 957 | 523 | 433 | 693 | 59,719 | 59,520 | F.Y. 2011 |
| 24 年 1~3月 | 140 | 209 | 105 | 104 | 161 | 12,781 | 12,746 | Q1 2012 |
| 4~6月 | 141 | 231 | 111 | 120 | 183 | 12,450 | 12,399 | Q2 |
| 7~9月 | 126 | 204 | 91 | 113 | 165 | 11,985 | 11,943 | Q3 |
| 10~12月 | 159 | 235 | 122 | 113 | 167 | 12,517 | 12,473 | Q4 |
| 24 年 1月 | 60 | 62 | 31 | 32 | 47 | 3,969 | 3,959 | Jan. 2012 |
| 2月 | 40 | 74 | 39 | 36 | 57 | 4,423 | 4,411 | Feb. |
| 3月 | 40 | 72 | 36 | 37 | 58 | 4,389 | 4,376 | Mar. |
| 4月 | 45 | 75 | 37 | 38 | 57 | 4,443 | 4,428 | Apr. |
| 5月 | 45 | 75 | 37 | 38 | 67 | 3,791 | 3,773 | May |
| 6月 | 50 | 80 | 37 | 43 | 59 | 4,216 | 4,197 | Jun. |
| 7月 | 53 | 72 | 33 | 39 | 62 | 4,131 | 4,115 | Jul. |
| 8月 | 37 | 66 | 28 | 37 | 54 | 3,584 | 3,570 | Aug. |
| 9月 | 35 | 66 | 30 | 36 | 48 | 4,270 | 4,257 | Sep. |
| 10月 | 59 | 72 | 31 | 41 | 60 | 4,162 | 4,149 | Oct. |
| 11月 | 66 | 71 | 33 | 39 | 53 | 4,200 | 4,187 | Nov. |
| 12月 | 34 | 92 | 58 | 34 | 55 | 4,154 | 4,136 | Dec. |

| 年 月 | ビスコーススフ織物 Viscose staple fabrics | | | 合成繊維織物ナイロン長繊維 Nylon filament fabrics | | | Year and Month |
|-----------|--|-----------------------------|-----------------|---|----------------|---|----------------|
| | 生地(糸晒しを含む) Texture total (bleached yarn included) | | 先染 Dyed yarn | 計 total | タフタ Taffeta | その他の ナイロン長繊維 Other nylon filament fabrics | |
| | モスリン Moslin | その他の 生地 Other texture | | | | | |
| | | | | | | | |
| 平成 20 年 | 47,110 | 29,378 | 3,440 | 131,646 | 57,691 | 73,955 | C.Y. 2008 |
| 21 | 37,826 | 25,505 | 2,453 | 106,509 | 47,540 | 58,969 | C.Y. 2009 |
| 22 | 39,062 | 19,655 | 505 | 116,912 | 48,956 | 67,957 | C.Y. 2010 |
| 23 | 39,072 | 21,754 | 200 | 135,788 | 59,263 | 76,525 | C.Y. 2011 |
| 24 | 37,311 | 12,250 | 172 | 130,655 | 58,586 | 72,068 | C.Y. 2012 |
| 平成 22 年度 | 38,489 | 20,135 | 403 | 121,973 | 52,103 | 69,870 | F.Y. 2010 |
| 23 | 39,575 | 19,945 | 199 | 140,782 | 62,346 | 78,436 | F.Y. 2011 |
| 24 年 1~3月 | 9,170 | 3,576 | 35 | 36,875 | 17,395 | 19,480 | Q1 2012 |
| 4~6月 | 9,509 | 2,890 | 51 | 32,408 | 14,552 | 17,856 | Q2 |
| 7~9月 | 9,167 | 2,775 | 42 | 30,010 | 13,070 | 16,941 | Q3 |
| 10~12月 | 9,464 | 3,009 | 44 | 31,361 | 13,569 | 17,792 | Q4 |
| 24 年 1月 | 2,800 | 1,158 | 10 | 11,802 | 5,519 | 6,284 | Jan. 2012 |
| 2月 | 3,153 | 1,257 | 12 | 12,598 | 6,099 | 6,499 | Feb. |
| 3月 | 3,217 | 1,160 | 13 | 12,475 | 5,778 | 6,697 | Mar. |
| 4月 | 3,313 | 1,116 | 14 | 11,335 | 5,044 | 6,292 | Apr. |
| 5月 | 2,917 | 857 | 18 | 10,510 | 4,684 | 5,826 | May |
| 6月 | 3,280 | 917 | 19 | 10,562 | 4,825 | 5,738 | Jun. |
| 7月 | 3,197 | 918 | 16 | 10,705 | 4,720 | 5,985 | Jul. |
| 8月 | 2,708 | 862 | 14 | 9,240 | 3,904 | 5,336 | Aug. |
| 9月 | 3,262 | 996 | 13 | 10,065 | 4,445 | 5,620 | Sep. |
| 10月 | 3,069 | 1,081 | 13 | 10,512 | 4,551 | 5,961 | Oct. |
| 11月 | 3,164 | 1,023 | 13 | 10,353 | 4,681 | 5,672 | Nov. |
| 12月 | 3,231 | 905 | 18 | 10,496 | 4,337 | 6,159 | Dec. |

織物一生産内訳

Woven fabrics- Breakdown of production by Woven fabrics

単位(Unit): 1000㎡

| 年 月 | 合成繊維織物ポリエステル長繊維 Polyester filament fabrics | | | | | | | | Year and Month |
|-----------|---|---------|------------|--------------------|--------|-------------------------|---|-----------|----------------|
| | 計 | タフタ | デシン | ジョーゼット | ポンジー | 加工系織物 | その他の ポリエステル 長繊維 | | |
| | total | Taffeta | Flat crape | Georgette crape | Pongee | Textured yarn fabric | Other polyester filament fabrics | | |
| 平成 20 年 | 579,640 | 143,199 | 10,450 | 26,152 | 19,167 | 172,908 | 207,764 | C.Y. 2008 | |
| 21 | 375,095 | 80,444 | 6,730 | 15,578 | 10,453 | 118,290 | 143,599 | C.Y. 2009 | |
| 22 | 367,876 | 80,619 | 6,518 | 15,281 | 7,637 | 107,393 | 150,427 | C.Y. 2010 | |
| 23 | 413,808 | 93,029 | 7,863 | 18,833 | 7,344 | 115,979 | 170,760 | C.Y. 2011 | |
| 24 | 391,736 | 104,710 | 8,172 | 18,130 | 8,564 | 99,481 | 152,680 | C.Y. 2012 | |
| 平成 22 年度 | 383,191 | 85,489 | 6,915 | 15,981 | 7,489 | 110,807 | 156,512 | F.Y. 2010 | |
| 23 | 418,245 | 97,349 | 8,161 | 19,337 | 7,797 | 114,832 | 170,769 | F.Y. 2011 | |
| 24 年 1~3月 | 104,180 | 27,320 | 2,179 | 4,775 | 2,168 | 26,564 | 41,174 | Q1 2012 | |
| 4~6月 | 98,798 | 24,984 | 2,179 | 4,496 | 2,141 | 26,187 | 38,812 | Q2 | |
| 7~9月 | 91,728 | 24,373 | 2,015 | 4,434 | 2,266 | 22,130 | 36,511 | Q3 | |
| 10~12月 | 97,030 | 28,033 | 1,799 | 4,425 | 1,990 | 24,600 | 36,183 | Q4 | |
| 24 年 1月 | 34,314 | 8,620 | 662 | 1,530 | 659 | 8,823 | 14,021 | Jan. 2012 | |
| 2月 | 35,658 | 9,419 | 741 | 1,627 | 747 | 9,239 | 13,885 | Feb. | |
| 3月 | 34,209 | 9,281 | 777 | 1,618 | 762 | 8,503 | 13,268 | Mar. | |
| 4月 | 33,159 | 8,528 | 713 | 1,609 | 711 | 8,732 | 12,867 | Apr. | |
| 5月 | 32,315 | 8,170 | 717 | 1,351 | 676 | 8,553 | 12,848 | May | |
| 6月 | 33,323 | 8,286 | 749 | 1,536 | 754 | 8,902 | 13,097 | Jun. | |
| 7月 | 31,977 | 8,364 | 711 | 1,466 | 790 | 8,083 | 12,562 | Jul. | |
| 8月 | 28,901 | 7,180 | 673 | 1,363 | 693 | 6,947 | 12,046 | Aug. | |
| 9月 | 30,849 | 8,829 | 632 | 1,605 | 782 | 7,099 | 11,903 | Sep. | |
| 10月 | 33,466 | 9,604 | 642 | 1,495 | 837 | 8,216 | 12,672 | Oct. | |
| 11月 | 32,095 | 9,430 | 593 | 1,497 | 572 | 8,325 | 11,677 | Nov. | |
| 12月 | 31,469 | 8,999 | 563 | 1,434 | 581 | 8,059 | 11,834 | Dec. | |

単位(Unit): 1000㎡

単位(Unit): t

| 年 月 | 合成繊維織物ポリエステル短繊維 Polyester staple fabrics | | | タイヤコード Tire cord | | | Year and Month |
|-----------|---|-------------------------|---|---------------------|--------|-----------|----------------|
| | 計 | ポプリン・ブロード | その他の ポリエステル 短繊維 | 計 | ナイロン | ポリエステル | |
| | total | Poplin, broad cloths | Other polyester staple fabrics | total | Nylon | Polyester | |
| 平成 20 年 | 205,345 | 57,217 | 148,128 | 58,623 | 25,903 | 30,969 | C.Y. 2008 |
| 21 | 153,494 | 38,047 | 115,447 | 46,037 | 20,273 | 24,618 | C.Y. 2009 |
| 22 | 126,335 | 30,005 | 96,330 | 62,505 | 26,017 | 34,227 | C.Y. 2010 |
| 23 | 139,196 | 29,503 | 109,693 | 62,088 | 26,619 | 33,250 | C.Y. 2011 |
| 24 | 118,753 | 26,819 | 91,934 | 57,544 | 24,144 | 31,423 | C.Y. 2012 |
| 平成 22 年度 | 130,116 | 30,023 | 100,093 | 62,896 | 26,361 | 34,201 | F.Y. 2010 |
| 23 | 135,640 | 28,559 | 107,081 | 61,889 | 26,105 | 33,569 | F.Y. 2011 |
| 24 年 1~3月 | 31,070 | 6,708 | 24,362 | 15,436 | 6,185 | 8,662 | Q1 2012 |
| 4~6月 | 30,000 | 7,518 | 22,482 | 14,887 | 6,074 | 8,337 | Q2 |
| 7~9月 | 28,950 | 7,224 | 21,726 | 13,893 | 6,175 | 7,305 | Q3 |
| 10~12月 | 28,733 | 5,369 | 23,364 | 13,329 | 5,710 | 7,119 | Q4 |
| 24 年 1月 | 10,381 | 2,163 | 8,218 | 4,650 | 1,888 | 2,571 | Jan. 2012 |
| 2月 | 10,178 | 2,241 | 7,937 | 5,318 | 2,120 | 3,006 | Feb. |
| 3月 | 10,510 | 2,303 | 8,207 | 5,468 | 2,176 | 3,086 | Mar. |
| 4月 | 10,042 | 2,519 | 7,523 | 5,146 | 1,990 | 2,982 | Apr. |
| 5月 | 9,717 | 2,485 | 7,231 | 4,727 | 1,974 | 2,595 | May |
| 6月 | 10,241 | 2,514 | 7,727 | 5,015 | 2,110 | 2,760 | Jun. |
| 7月 | 10,362 | 2,426 | 7,936 | 5,034 | 2,155 | 2,734 | Jul. |
| 8月 | 8,852 | 2,264 | 6,587 | 4,357 | 2,050 | 2,171 | Aug. |
| 9月 | 9,737 | 2,534 | 7,202 | 4,501 | 1,970 | 2,400 | Sep. |
| 10月 | 9,517 | 2,205 | 7,312 | 4,695 | 1,892 | 2,612 | Oct. |
| 11月 | 9,866 | 1,774 | 8,092 | 4,529 | 1,941 | 2,455 | Nov. |
| 12月 | 9,351 | 1,391 | 7,960 | 4,104 | 1,876 | 2,052 | Dec. |

タフテッドカーペット・フェルト・不織布 Tufted carpet,Felt and Non-woven fabrics

| 年 月 | | タフテッドカーペット(不織布カーペットを除く) Tufted carpet | | | | | | 単位:m ² Unit:m ² | | Year and Month |
|-----|----|--|-----------------------------|------------|-------------------------------|--------------------------------|---------------|--|-----------|----------------|
| | | 生産数量 Production Quantity | 受入数量 Receipt Quantity | 計 Total | 出 荷 数 量 Shipments Quantity | | | 在庫数量 Inventory Quantity | | |
| | | | | | 販 売 Sales | | その他 Others | | | |
| | | | | | 数量 Quantity | 金額(百万円) Value (Million yen) | | | | |
| 平成 | 20 | 年 | 74,595,009 | 8,625,301 | 82,409,218 | 75,597,410 | 66,356 | 6,811,808 | 6,091,367 | C.Y. 2008 |
| | 21 | | 57,973,840 | 7,674,417 | 66,091,325 | 60,793,133 | 53,268 | 5,298,192 | 5,037,424 | C.Y. 2009 |
| | 22 | | 57,177,020 | 7,592,892 | 65,703,776 | 60,135,223 | 51,874 | 5,568,553 | 4,441,362 | C.Y. 2010 |
| | 23 | | 56,962,878 | 6,960,835 | 63,637,422 | 58,216,038 | 49,296 | 5,421,384 | 4,645,415 | C.Y. 2011 |
| | 24 | | 59,044,391 | 8,072,880 | 66,264,550 | 60,605,165 | 53,835 | 5,659,385 | 4,447,178 | C.Y. 2012 |
| 平成 | 22 | 年度 | 57,423,083 | 7,346,467 | 65,086,229 | 59,557,845 | 50,913 | 5,528,384 | 5,099,661 | F.Y. 2010 |
| | 23 | | 56,749,084 | 7,289,779 | 63,615,891 | 57,613,877 | 49,292 | 6,002,014 | 5,087,640 | F.Y. 2011 |
| 24 | 年 | 1~3月 | 15,191,831 | 2,113,338 | 16,452,581 | 14,516,355 | 12,597 | 1,936,226 | 5,087,640 | Q1 2012 |
| | | 4~6月 | 15,095,355 | 2,254,326 | 16,882,099 | 15,414,588 | 13,709 | 1,467,511 | 5,261,194 | Q2 |
| | | 7~9月 | 14,185,152 | 2,077,114 | 15,507,813 | 14,360,017 | 13,078 | 1,147,796 | 5,680,708 | Q3 |
| | | 10~12月 | 14,572,053 | 1,628,102 | 17,422,057 | 16,314,205 | 14,451 | 1,107,852 | 4,447,178 | Q4 |
| 24 | 年 | 1月 | 4,633,005 | 632,129 | 5,015,336 | 4,363,472 | 3,753 | 651,864 | 4,390,381 | Jan. 2012 |
| | | 2月 | 5,232,705 | 719,661 | 5,473,286 | 4,841,444 | 4,221 | 631,842 | 4,887,259 | Feb. |
| | | 3月 | 5,326,121 | 761,548 | 5,963,959 | 5,311,439 | 4,622 | 652,520 | 5,087,640 | Mar. |
| | | 4月 | 5,113,784 | 771,272 | 6,207,428 | 5,516,847 | 4,602 | 690,581 | 4,612,576 | Apr. |
| | | 5月 | 4,892,526 | 698,800 | 5,371,514 | 4,995,632 | 4,489 | 375,882 | 4,728,810 | May. |
| | | 6月 | 5,089,045 | 784,254 | 5,303,157 | 4,902,109 | 4,619 | 401,048 | 5,261,194 | Jun. |
| | | 7月 | 4,970,229 | 738,142 | 5,443,915 | 5,043,827 | 4,571 | 400,088 | 5,409,814 | Jul. |
| | | 8月 | 4,405,942 | 747,351 | 4,939,174 | 4,572,143 | 4,116 | 367,031 | 5,437,762 | Aug. |
| | | 9月 | 4,808,981 | 591,621 | 5,124,724 | 4,744,047 | 4,390 | 380,677 | 5,680,708 | Sep. |
| | | 10月 | 4,973,499 | 484,951 | 6,226,923 | 5,851,366 | 5,051 | 375,557 | 4,892,960 | Oct. |
| | | 11月 | 4,802,643 | 582,491 | 5,570,591 | 5,202,471 | 4,669 | 368,120 | 4,702,726 | Nov. |
| | | 12月 | 4,795,911 | 560,660 | 5,624,543 | 5,260,368 | 4,731 | 364,175 | 4,447,178 | Dec. |

| 年 月 | | プレスフェルト(ニードルフェルトを除く) Press felt (needle felt excluded) | | | | | | 単位:トン Unit:t | | Year and Month |
|-----|----|---|-----------------------------|------------|-------------------------------|--------------------------------|---------------|-------------------------------|-----|----------------|
| | | 生産数量 Production Quantity | 受入数量 Receipt Quantity | 計 Total | 出 荷 数 量 Shipments Quantity | | | 在庫数量 Inventory Quantity | | |
| | | | | | 販 売 Sales | | その他 Others | | | |
| | | | | | 数量 Quantity | 金額(百万円) Value (Million yen) | | | | |
| 平成 | 20 | 年 | 6,863 | 33 | 6,949 | 6,883 | 5,333 | 66 | 247 | C.Y. 2008 |
| | 21 | | 4,747 | 9 | 4,725 | 4,673 | 3,947 | 52 | 281 | C.Y. 2009 |
| | 22 | | 5,881 | 17 | 5,883 | 5,818 | 4,793 | 65 | 305 | C.Y. 2010 |
| | 23 | | 5,342 | 17 | 5,356 | 5,287 | 4,513 | 69 | 298 | C.Y. 2011 |
| | 24 | | 5,700 | 3 | 5,715 | 5,647 | 4,494 | 68 | 287 | C.Y. 2012 |
| 平成 | 22 | 年度 | 5,745 | 17 | 5,728 | 5,662 | 4,698 | 66 | 299 | F.Y. 2010 |
| | 23 | | 5,589 | 14 | 5,587 | 5,518 | 4,645 | 69 | 305 | F.Y. 2011 |
| 24 | 年 | 1~3月 | 1,592 | 3 | 1,588 | 1,572 | 1,248 | 16 | 305 | Q1 2012 |
| | | 4~6月 | 1,435 | - | 1,445 | 1,425 | 1,147 | 19 | 295 | Q2 |
| | | 7~9月 | 1,324 | - | 1,342 | 1,326 | 1,067 | 16 | 277 | Q3 |
| | | 10~12月 | 1,350 | - | 1,340 | 1,324 | 1,033 | 16 | 287 | Q4 |
| 24 | 年 | 1月 | 484 | 1 | 482 | 477 | 386 | 5 | 301 | Jan. 2012 |
| | | 2月 | 539 | 1 | 536 | 530 | 422 | 6 | 305 | Feb. |
| | | 3月 | 569 | 1 | 570 | 564 | 440 | 6 | 305 | Mar. |
| | | 4月 | 489 | - | 497 | 489 | 395 | 7 | 298 | Apr. |
| | | 5月 | 454 | - | 462 | 456 | 381 | 6 | 289 | May. |
| | | 6月 | 492 | - | 486 | 480 | 370 | 6 | 295 | Jun. |
| | | 7月 | 504 | - | 506 | 500 | 386 | 5 | 294 | Jul. |
| | | 8月 | 390 | - | 410 | 404 | 339 | 5 | 274 | Aug. |
| | | 9月 | 430 | - | 427 | 421 | 342 | 5 | 277 | Sep. |
| | | 10月 | 437 | - | 437 | 432 | 356 | 5 | 276 | Oct. |
| | | 11月 | 470 | - | 479 | 473 | 367 | 6 | 267 | Nov. |
| | | 12月 | 443 | - | 424 | 418 | 310 | 5 | 287 | Dec. |

敷物・フェルト・不織布 Covering,Felt and Non-woven fabrics

| 年 月 | | 不織布合計 1~2 Non-woven fabrics total | | | | | | 単位:トン Unit:t | | Year and Month |
|-----|----|--------------------------------------|-----------------------------|------------|-------------------------------|--------------------------------|---------------|-------------------------------|--------|----------------|
| | | 生産数量 Production Quantity | 受入数量 Receipt Quantity | 計 Total | 出 荷 数 量 Shipments Quantity | | | 在庫数量 Inventory Quantity | | |
| | | | | | 販 売 Sales | | その他 Others | | | |
| | | | | | 数量 Quantity | 金額(百万円) Value (Million yen) | | | | |
| 平成 | 20 | 年 | 338,479 | 10,205 | 347,137 | 325,962 | 220,273 | 21,175 | 21,759 | C.Y. 2008 |
| | 21 | | 287,427 | 9,121 | 299,159 | 278,668 | 186,875 | 20,490 | 20,061 | C.Y. 2009 |
| | 22 | | 317,299 | 10,481 | 327,774 | 304,533 | 199,542 | 23,241 | 20,059 | C.Y. 2010 |
| | 23 | | 312,251 | 10,107 | 319,890 | 296,974 | 194,564 | 22,916 | 22,848 | C.Y. 2011 |
| | 24 | | 321,854 | 12,524 | 334,708 | 311,191 | 196,799 | 23,518 | 23,383 | C.Y. 2012 |
| 平成 | 22 | 年度 | 315,619 | 10,340 | 327,021 | 303,774 | 197,909 | 23,247 | 19,996 | F.Y. 2010 |
| | 23 | | 316,399 | 10,676 | 324,390 | 301,276 | 196,854 | 23,114 | 22,957 | F.Y. 2011 |
| 24 | 年 | 1~3月 | 80,501 | 3,149 | 83,745 | 78,016 | 49,900 | 5,729 | 22,957 | Q1 2012 |
| | | 4~6月 | 81,065 | 2,995 | 82,623 | 76,590 | 49,160 | 6,033 | 24,296 | Q2 |
| | | 7~9月 | 79,059 | 3,585 | 83,627 | 77,798 | 48,468 | 5,829 | 23,677 | Q3 |
| | | 10~12月 | 81,229 | 2,795 | 84,713 | 78,787 | 49,271 | 5,926 | 23,383 | Q4 |
| 24 | 年 | 1月 | 26,122 | 1,006 | 26,672 | 24,804 | 15,680 | 1,868 | 23,430 | Jan. 2012 |
| | | 2月 | 26,279 | 1,083 | 27,526 | 25,633 | 16,347 | 1,894 | 23,350 | Feb. |
| | | 3月 | 28,099 | 1,060 | 29,547 | 27,580 | 17,873 | 1,967 | 22,957 | Mar. |
| | | 4月 | 27,164 | 933 | 27,987 | 26,107 | 16,663 | 1,880 | 23,314 | Apr. |
| | | 5月 | 26,910 | 943 | 27,244 | 25,212 | 16,097 | 2,032 | 23,613 | May. |
| | | 6月 | 26,992 | 1,119 | 27,392 | 25,271 | 16,400 | 2,121 | 24,296 | Jun. |
| | | 7月 | 27,068 | 1,267 | 28,354 | 26,504 | 16,692 | 1,850 | 24,214 | Jul. |
| | | 8月 | 25,661 | 1,307 | 27,365 | 25,383 | 15,645 | 1,982 | 23,898 | Aug. |
| | | 9月 | 26,330 | 1,012 | 27,909 | 25,912 | 16,130 | 1,997 | 23,677 | Sep. |
| | | 10月 | 27,072 | 899 | 28,159 | 26,184 | 16,505 | 1,975 | 23,899 | Oct. |
| | | 11月 | 27,752 | 908 | 28,645 | 26,604 | 16,471 | 2,041 | 23,962 | Nov. |
| | | 12月 | 26,405 | 988 | 27,909 | 25,999 | 16,295 | 1,911 | 23,383 | Dec. |

| 年 月 | | 1 乾式 Dry laid type | | | | | | 単位:トン Unit:t | | Year and Month |
|-----|----|--------------------------------|-----------------------------|------------|-------------------------------|--------------------------------|---------------|-------------------------------|--------|----------------|
| | | 生産数量 Production Quantity | 受入数量 Receipt Quantity | 計 Total | 出 荷 数 量 Shipments Quantity | | | 在庫数量 Inventory Quantity | | |
| | | | | | 販 売 Sales | | その他 Others | | | |
| | | | | | 数量 Quantity | 金額(百万円) Value (Million yen) | | | | |
| 平成 | 20 | 年 | 300,282 | 10,205 | 309,361 | 288,224 | 186,046 | 21,137 | 18,232 | C.Y. 2008 |
| | 21 | | 253,368 | 9,121 | 264,958 | 244,495 | 156,065 | 20,463 | 16,539 | C.Y. 2009 |
| | 22 | | 279,407 | 10,481 | 289,800 | 266,602 | 166,047 | 23,197 | 16,482 | C.Y. 2010 |
| | 23 | | 275,811 | 10,107 | 283,882 | 260,996 | 162,845 | 22,886 | 18,733 | C.Y. 2011 |
| | 24 | | 290,870 | 12,524 | 303,993 | 280,522 | 169,477 | 23,471 | 19,352 | C.Y. 2012 |
| 平成 | 22 | 年度 | 278,259 | 10,340 | 289,747 | 266,534 | 165,222 | 23,213 | 16,440 | F.Y. 2010 |
| | 23 | | 281,041 | 10,676 | 289,580 | 266,513 | 165,914 | 23,067 | 19,236 | F.Y. 2011 |
| 24 | 年 | 1~3月 | 72,604 | 3,149 | 75,910 | 70,204 | 42,785 | 5,706 | 19,236 | Q1 2012 |
| | | 4~6月 | 72,493 | 2,995 | 74,341 | 68,316 | 41,876 | 6,025 | 20,250 | Q2 |
| | | 7~9月 | 71,786 | 3,585 | 76,267 | 70,446 | 42,000 | 5,822 | 19,684 | Q3 |
| | | 10~12月 | 73,986 | 2,795 | 77,474 | 71,556 | 42,815 | 5,918 | 19,352 | Q4 |
| 24 | 年 | 1月 | 23,712 | 1,006 | 24,200 | 22,336 | 13,522 | 1,864 | 19,854 | Jan. 2012 |
| | | 2月 | 23,788 | 1,083 | 24,978 | 23,091 | 14,119 | 1,887 | 19,821 | Feb. |
| | | 3月 | 25,104 | 1,060 | 26,732 | 24,777 | 15,144 | 1,955 | 19,236 | Mar. |
| | | 4月 | 24,286 | 933 | 25,238 | 23,359 | 14,253 | 1,878 | 19,452 | Apr. |
| | | 5月 | 24,051 | 943 | 24,471 | 22,441 | 13,643 | 2,030 | 19,654 | May. |
| | | 6月 | 24,156 | 1,119 | 24,633 | 22,515 | 13,981 | 2,117 | 20,250 | Jun. |
| | | 7月 | 24,480 | 1,267 | 25,689 | 23,841 | 14,368 | 1,848 | 20,232 | Jul. |
| | | 8月 | 23,374 | 1,307 | 25,177 | 23,198 | 13,720 | 1,978 | 19,806 | Aug. |
| | | 9月 | 23,932 | 1,012 | 25,402 | 23,406 | 13,912 | 1,996 | 19,684 | Sep. |
| | | 10月 | 24,467 | 899 | 25,492 | 23,523 | 14,110 | 1,969 | 19,957 | Oct. |
| | | 11月 | 25,379 | 908 | 26,233 | 24,194 | 14,326 | 2,038 | 20,048 | Nov. |
| | | 12月 | 24,140 | 988 | 25,749 | 23,839 | 14,379 | 1,910 | 19,352 | Dec. |

敷物・フェルト・不織布 Covering,Felt and Non-woven fabrics

| 年 月 | | 2 湿式 Wet laid type | | | | | | | 単位:トン Unit:t | Year and Month |
|-----|-------|--------------------------------|-----------------------------|-------------------------------|----------------|--------------------------------|---------------|-------------------------------|-----------------|----------------|
| | | 生産数量 Production Quantity | 受入数量 Receipt Quantity | 出 荷 数 量 Shipments Quantity | | | | 在庫数量 Inventory Quantity | | |
| | | | | 計 Total | 販 売 Sales | | その他 Others | | | |
| | | | | | 数量 Quantity | 金額(百万円) Value (Million yen) | | | | |
| 平成 | 20 年 | 38,198 | - | 37,776 | 37,739 | 34,228 | 37 | 3,527 | C.Y. 2008 | |
| | 21 | 34,059 | - | 34,201 | 34,173 | 30,810 | 27 | 3,522 | C.Y. 2009 | |
| | 22 | 37,892 | - | 37,974 | 37,930 | 33,495 | 44 | 3,577 | C.Y. 2010 | |
| | 23 | 36,439 | - | 36,008 | 35,978 | 31,719 | 29 | 4,115 | C.Y. 2011 | |
| | 24 | 30,984 | - | 30,715 | 30,668 | 27,322 | 47 | 4,031 | C.Y. 2012 | |
| 平成 | 22 年度 | 37,360 | - | 37,275 | 37,240 | 32,686 | 35 | 3,556 | F.Y. 2010 | |
| | 23 | 35,358 | - | 34,810 | 34,763 | 30,941 | 47 | 3,721 | F.Y. 2011 | |
| 24 | 年 | 1~3月 | 7,896 | - | 7,835 | 7,812 | 7,115 | 23 | 3,721 | Q1 2012 |
| | | 4~6月 | 8,572 | - | 8,282 | 8,274 | 7,283 | 8 | 4,046 | Q2 |
| | | 7~9月 | 7,273 | - | 7,360 | 7,352 | 6,468 | 8 | 3,993 | Q3 |
| | | 10~12月 | 7,243 | - | 7,239 | 7,230 | 6,456 | 8 | 4,031 | Q4 |
| 24 | 年 | 1月 | 2,411 | - | 2,472 | 2,468 | 2,158 | 4 | 3,576 | Jan. 2012 |
| | | 2月 | 2,490 | - | 2,548 | 2,541 | 2,227 | 7 | 3,529 | Feb. |
| | | 3月 | 2,995 | - | 2,815 | 2,803 | 2,729 | 12 | 3,721 | Mar. |
| | | 4月 | 2,878 | - | 2,749 | 2,748 | 2,410 | 1 | 3,862 | Apr. |
| | | 5月 | 2,859 | - | 2,773 | 2,770 | 2,455 | 2 | 3,959 | May. |
| | | 6月 | 2,836 | - | 2,760 | 2,755 | 2,419 | 4 | 4,046 | Jun. |
| | | 7月 | 2,588 | - | 2,665 | 2,662 | 2,325 | 2 | 3,981 | Jul. |
| | | 8月 | 2,288 | - | 2,188 | 2,184 | 1,925 | 4 | 4,092 | Aug. |
| | | 9月 | 2,397 | - | 2,507 | 2,505 | 2,217 | 2 | 3,993 | Sep. |
| | | 10月 | 2,605 | - | 2,667 | 2,661 | 2,395 | 6 | 3,943 | Oct. |
| | | 11月 | 2,373 | - | 2,412 | 2,410 | 2,145 | 2 | 3,914 | Nov. |
| | | 12月 | 2,265 | - | 2,160 | 2,160 | 1,916 | - | 4,031 | Dec. |

(ア) 不織布一用途別生産内訳 Non-woven fabrics-Breakdown of production by use

単位:トン Unit:t

| 年 月 | 不織布 合計 Non-woven fabrics total | 衣料用 For garment | 産業用計 For industry | 乾式 | | 土木・ 建築用 For civil engineering and construction | 農業・ 園芸用 For agriculture and gardening | 生活 関連用 For household sundry goods | 医療・ 衛生用 For medical treatment and sanitation | その他用 For others | Year and Month |
|-----------|---|--------------------|----------------------|---------------------|--|--|--|---|--|--------------------|-------------------|
| | | | | 車両用 For vehicles | その他の 産業用 For other industries | | | | | | |
| 平成 20 年 | 338,479 | 4,869 | 128,107 | 62,034 | 66,073 | 29,357 | 1,669 | 62,837 | 90,366 | 21,274 | C.Y. 2008 |
| 21 | 287,427 | 3,952 | 98,409 | 44,239 | 54,170 | 22,153 | 1,510 | 60,398 | 83,003 | 18,003 | C.Y. 2009 |
| 22 | 317,299 | 3,743 | 119,135 | 55,930 | 63,206 | 22,227 | 1,651 | 62,432 | 88,821 | 19,290 | C.Y. 2010 |
| 23 | 312,251 | 3,597 | 109,847 | 46,109 | 63,738 | 22,091 | 1,970 | 62,947 | 92,165 | 19,633 | C.Y. 2011 |
| 24 | 321,854 | 2,713 | 108,529 | 49,208 | 59,321 | 21,698 | 2,265 | 69,841 | 99,760 | 17,048 | C.Y. 2012 |
| 平成 22 年度 | 315,619 | 3,873 | 116,272 | 53,268 | 63,004 | 22,235 | 1,835 | 62,872 | 89,055 | 19,477 | F.Y. 2010 |
| 23 | 316,399 | 3,261 | 111,844 | 48,060 | 63,784 | 21,955 | 2,148 | 63,995 | 94,422 | 18,774 | F.Y. 2011 |
| 24 年 1~3月 | 80,501 | 651 | 28,984 | 13,802 | 15,182 | 5,572 | 698 | 16,286 | 24,090 | 4,219 | Q1 2012 |
| 4~6月 | 81,065 | 793 | 28,428 | 12,531 | 15,897 | 5,150 | 528 | 17,073 | 24,547 | 4,545 | Q2 |
| 7~9月 | 79,059 | 640 | 26,096 | 11,749 | 14,347 | 5,269 | 457 | 17,446 | 25,064 | 4,087 | Q3 |
| 10~12月 | 81,229 | 629 | 25,021 | 11,126 | 13,896 | 5,706 | 582 | 19,036 | 26,059 | 4,197 | Q4 |
| 24 年 1月 | 26,122 | 230 | 9,342 | 4,428 | 4,914 | 1,957 | 224 | 5,179 | 7,953 | 1,238 | Jan. 2012 |
| 2月 | 26,279 | 188 | 9,596 | 4,609 | 4,987 | 1,629 | 280 | 5,381 | 7,743 | 1,462 | Feb. |
| 3月 | 28,099 | 233 | 10,047 | 4,765 | 5,281 | 1,986 | 195 | 5,726 | 8,394 | 1,519 | Mar. |
| 4月 | 27,164 | 234 | 9,403 | 4,206 | 5,197 | 1,643 | 199 | 5,745 | 8,356 | 1,583 | Apr. |
| 5月 | 26,910 | 280 | 9,361 | 4,054 | 5,307 | 1,788 | 143 | 5,571 | 8,259 | 1,508 | May. |
| 6月 | 26,992 | 279 | 9,665 | 4,272 | 5,393 | 1,719 | 186 | 5,757 | 7,932 | 1,454 | Jun. |
| 7月 | 27,068 | 236 | 9,305 | 4,298 | 5,007 | 1,697 | 169 | 5,861 | 8,423 | 1,378 | Jul. |
| 8月 | 25,661 | 196 | 8,103 | 3,560 | 4,544 | 1,663 | 183 | 5,893 | 8,299 | 1,324 | Aug. |
| 9月 | 26,330 | 208 | 8,687 | 3,892 | 4,795 | 1,909 | 106 | 5,692 | 8,342 | 1,385 | Sep. |
| 10月 | 27,072 | 224 | 8,490 | 3,650 | 4,840 | 1,867 | 191 | 6,545 | 8,277 | 1,477 | Oct. |
| 11月 | 27,752 | 217 | 8,460 | 3,769 | 4,691 | 1,955 | 191 | 6,546 | 9,006 | 1,377 | Nov. |
| 12月 | 26,405 | 187 | 8,071 | 3,707 | 4,365 | 1,884 | 200 | 5,945 | 8,775 | 1,343 | Dec. |

(イ) 不織布(乾式)一設備別生産実績 Non-woven fabrics(dry laid type) - production by facilities

単位:トン Unit:t

| 年 月 | 計 Total | 乾式 Dry laid type | | | | | | 湿式 Wet laid type | Year and Month |
|-----------|------------|---------------------------------------|--------------------------------------|--|--|-------------------------------|--------------------------------------|------------------------|-------------------|
| | | ケミカル ボンド式 Chemical bond type | サーマル ボンド式 Thermal bond type | ニードルパンチ式 (ニードルフェルトを 含む) Needle punch type(needle felt included) | スパンボンド・ メルトブロー式 Spun bond and melt blown type | スパン レース式 Spun lace type | その他の 乾式 Other dry laid type | | |
| 平成 20 年 | 300,282 | 26,679 | 37,545 | 91,228 | 92,633 | 30,722 | 21,475 | 38,198 | C.Y. 2008 |
| 21 | 253,368 | 20,315 | 33,644 | 68,822 | 76,987 | 31,952 | 21,647 | 34,059 | C.Y. 2009 |
| 22 | 279,407 | 19,947 | 36,462 | 79,130 | 86,689 | 33,002 | 24,176 | 37,892 | C.Y. 2010 |
| 23 | 275,811 | 19,000 | 36,108 | 71,305 | 89,801 | 34,925 | 24,673 | 36,439 | C.Y. 2011 |
| 24 | 290,870 | 18,196 | 36,657 | 73,219 | 99,671 | 37,839 | 25,287 | 30,984 | C.Y. 2012 |
| 平成 22 年度 | 278,259 | 19,182 | 36,416 | 77,287 | 88,136 | 33,090 | 24,147 | 37,360 | F.Y. 2010 |
| 23 | 281,041 | 19,005 | 36,314 | 72,801 | 92,261 | 35,755 | 24,905 | 35,358 | F.Y. 2011 |
| 24 年 1~3月 | 72,604 | 4,622 | 9,073 | 19,425 | 24,462 | 8,895 | 6,128 | 7,896 | Q1 2012 |
| 4~6月 | 72,493 | 4,588 | 9,415 | 18,690 | 24,185 | 9,149 | 6,466 | 8,572 | Q2 |
| 7~9月 | 71,786 | 4,517 | 8,837 | 17,454 | 24,984 | 9,731 | 6,263 | 7,273 | Q3 |
| 10~12月 | 73,986 | 4,470 | 9,333 | 17,651 | 26,039 | 10,064 | 6,430 | 7,243 | Q4 |
| 24 年 1月 | 23,712 | 1,498 | 2,850 | 6,335 | 8,238 | 2,791 | 2,000 | 2,411 | Jan. 2012 |
| 2月 | 23,788 | 1,593 | 2,966 | 6,496 | 7,735 | 2,999 | 1,999 | 2,490 | Feb. |
| 3月 | 25,104 | 1,531 | 3,257 | 6,594 | 8,490 | 3,105 | 2,128 | 2,995 | Mar. |
| 4月 | 24,286 | 1,536 | 3,186 | 6,281 | 8,342 | 2,810 | 2,130 | 2,878 | Apr. |
| 5月 | 24,051 | 1,471 | 3,062 | 6,076 | 8,258 | 3,061 | 2,124 | 2,859 | May. |
| 6月 | 24,156 | 1,581 | 3,167 | 6,332 | 7,585 | 3,279 | 2,212 | 2,836 | Jun. |
| 7月 | 24,480 | 1,548 | 3,077 | 6,040 | 8,675 | 3,203 | 1,935 | 2,588 | Jul. |
| 8月 | 23,374 | 1,451 | 2,837 | 5,591 | 8,075 | 3,208 | 2,212 | 2,288 | Aug. |
| 9月 | 23,932 | 1,518 | 2,923 | 5,823 | 8,233 | 3,319 | 2,116 | 2,397 | Sep. |
| 10月 | 24,467 | 1,533 | 3,042 | 5,932 | 8,129 | 3,595 | 2,236 | 2,605 | Oct. |
| 11月 | 25,379 | 1,562 | 3,194 | 5,920 | 9,016 | 3,379 | 2,309 | 2,373 | Nov. |
| 12月 | 24,140 | 1,374 | 3,097 | 5,798 | 8,895 | 3,090 | 1,885 | 2,265 | Dec. |

染色整理 Dyeing and Finishing Processes

| 年 月 | | | 織 物 合 計 Woven fabrics Total | | | | | | |
|-----|----|--------|--------------------------------|--------------------|-------------------------|--------------------|-------------------------|--------------------|-------------------------|
| | | | 加 工 高 Products Quantity | | | | | | |
| | | | 合計 Total | | | 精練・漂白品 Bleached | | 浸染品 Dyed | |
| | | | 計 Total | 輸出用 For exports | 国内用 For domestic use | 輸出用 For exports | 国内用 For domestic use | 輸出用 For exports | 国内用 For domestic use |
| 平成 | 20 | 年 | 2,049,999 | 431,532 | 1,618,467 | 84,009 | 341,035 | 235,260 | 809,030 |
| | 21 | | 1,575,360 | 320,788 | 1,254,572 | 65,615 | 255,100 | 176,803 | 613,883 |
| | 22 | | 1,572,214 | 316,870 | 1,255,344 | 63,528 | 254,478 | 173,946 | 614,463 |
| | 23 | | 1,556,452 | 321,597 | 1,234,855 | 64,864 | 258,118 | 193,205 | 621,737 |
| | 24 | | 1,481,583 | 331,190 | 1,150,393 | 81,386 | 252,567 | 185,908 | 565,479 |
| 平成 | 22 | 年度 | 1,580,909 | 317,756 | 1,263,153 | 64,128 | 257,460 | 177,269 | 622,765 |
| | 23 | | 1,546,995 | 328,314 | 1,218,681 | 66,323 | 253,356 | 198,250 | 615,842 |
| 24 | 年 | 1~3月 | 374,738 | 80,734 | 294,004 | 17,200 | 63,032 | 47,824 | 147,885 |
| | | 4~6月 | 378,584 | 87,433 | 291,151 | 19,705 | 63,157 | 51,089 | 145,536 |
| | | 7~9月 | 357,943 | 82,182 | 275,761 | 22,037 | 60,981 | 44,251 | 134,835 |
| | | 10~12月 | 370,318 | 80,841 | 289,477 | 22,444 | 65,397 | 42,744 | 137,223 |
| 24 | 年 | 1月 | 118,365 | 23,686 | 94,679 | 5,062 | 20,304 | 14,229 | 47,046 |
| | | 2月 | 126,105 | 27,412 | 98,693 | 5,752 | 21,431 | 16,175 | 49,987 |
| | | 3月 | 130,268 | 29,636 | 100,632 | 6,386 | 21,297 | 17,420 | 50,852 |
| | | 4月 | 128,004 | 29,849 | 98,155 | 6,306 | 21,076 | 17,957 | 49,200 |
| | | 5月 | 124,940 | 28,582 | 96,358 | 6,529 | 20,608 | 16,500 | 48,369 |
| | | 6月 | 125,640 | 29,002 | 96,638 | 6,870 | 21,473 | 16,632 | 47,967 |
| | | 7月 | 123,210 | 28,515 | 94,695 | 7,328 | 21,421 | 15,870 | 46,525 |
| | | 8月 | 114,518 | 25,713 | 88,805 | 7,206 | 18,920 | 13,627 | 43,431 |
| | | 9月 | 120,215 | 27,954 | 92,261 | 7,503 | 20,640 | 14,754 | 44,879 |
| | | 10月 | 125,404 | 27,901 | 97,503 | 7,475 | 21,164 | 14,858 | 46,665 |
| | | 11月 | 125,742 | 27,092 | 98,650 | 7,646 | 22,816 | 14,254 | 46,447 |
| | | 12月 | 119,172 | 25,848 | 93,324 | 7,323 | 21,417 | 13,632 | 44,111 |

| 年 月 | | | 綿 織 物 Cotton fabrics | | | | | | |
|-----|----|--------|----------------------------|--------------------|-------------------------|--------------------|-------------------------|--------------------|-------------------------|
| | | | 加 工 高 Products Quantity | | | | | | |
| | | | 合計 Total | | | 精練・漂白品 Bleached | | 浸染品 Dyed | |
| | | | 計 Total | 輸出用 For exports | 国内用 For domestic use | 輸出用 For exports | 国内用 For domestic use | 輸出用 For exports | 国内用 For domestic use |
| 平成 | 20 | 年 | 537,855 | 73,083 | 464,772 | 9,051 | 167,110 | 16,351 | 82,316 |
| | 21 | | 420,308 | 51,677 | 368,631 | 6,249 | 130,085 | 10,971 | 64,058 |
| | 22 | | 413,948 | 45,892 | 368,056 | 6,116 | 126,480 | 7,574 | 62,846 |
| | 23 | | 413,312 | 44,400 | 368,912 | 7,034 | 133,029 | 8,161 | 66,044 |
| | 24 | | 384,810 | 36,339 | 348,471 | 4,516 | 131,085 | 6,138 | 59,642 |
| 平成 | 22 | 年度 | 419,921 | 45,999 | 373,922 | 6,433 | 128,607 | 8,077 | 65,257 |
| | 23 | | 402,221 | 41,814 | 360,407 | 6,531 | 130,922 | 7,280 | 64,847 |
| 24 | 年 | 1~3月 | 96,268 | 9,040 | 87,228 | 1,205 | 31,816 | 1,482 | 15,520 |
| | | 4~6月 | 96,352 | 10,153 | 86,199 | 1,052 | 32,979 | 1,918 | 15,241 |
| | | 7~9月 | 89,458 | 8,136 | 81,322 | 865 | 31,654 | 1,180 | 13,863 |
| | | 10~12月 | 102,732 | 9,010 | 93,722 | 1,394 | 34,636 | 1,558 | 15,018 |
| 24 | 年 | 1月 | 30,204 | 2,407 | 27,797 | 341 | 9,824 | 326 | 4,731 |
| | | 2月 | 32,254 | 2,853 | 29,401 | 378 | 11,168 | 442 | 5,359 |
| | | 3月 | 33,810 | 3,780 | 30,030 | 486 | 10,824 | 714 | 5,430 |
| | | 4月 | 32,530 | 3,424 | 29,106 | 270 | 10,850 | 638 | 5,086 |
| | | 5月 | 31,981 | 3,539 | 28,442 | 417 | 10,926 | 777 | 4,899 |
| | | 6月 | 31,841 | 3,190 | 28,651 | 365 | 11,203 | 503 | 5,256 |
| | | 7月 | 30,828 | 2,840 | 27,988 | 318 | 11,430 | 434 | 4,879 |
| | | 8月 | 28,056 | 2,425 | 25,631 | 272 | 9,610 | 312 | 4,266 |
| | | 9月 | 30,574 | 2,871 | 27,703 | 275 | 10,614 | 434 | 4,718 |
| | | 10月 | 34,617 | 2,876 | 31,741 | 430 | 11,208 | 418 | 5,506 |
| | | 11月 | 35,607 | 2,984 | 32,623 | 427 | 12,262 | 424 | 5,119 |
| | | 12月 | 32,508 | 3,150 | 29,358 | 537 | 11,166 | 716 | 4,393 |

注: 1. 原反…一部の染色整理加工を施したのも、さらに加工を施すため他工場から受け入れたものは原反として計上している。
 2. 製品…一部の染色整理加工しか施さなかったもの(染色整理品として半製品)でも、その工場としての加工を完了したものは「製品」としている。
 3. 製品引渡…前年末在庫(製品)+加工高一年末在庫(製品)。

染色整理 Dyeing and Finishing Processes

| | | | | | | | 単位:千㎡ Unit: 1000㎡ | Year and Month |
|--------------------------|-------------------------|---------------------------|-------------------------|----------------------------|--------------------------------|----------------|----------------------|-------------------|
| 加工高 Products Quantity | | | | 引渡数量 Shipments Quantity | 在庫数量 Inventory Quantity | | | |
| なっ染色 Printed | | 整理 Finishing processes | | 製品 Products | 原反(仕掛 中を含む) Non Products | 製品 Products | | |
| 輸出用 For exports | 国内用 For domestic use | 輸出用 For exports | 国内用 For domestic use | | | | | |
| 62,707 | 189,858 | 49,556 | 278,544 | 2,064,573 | 199,086 | 97,762 | C.Y. 2008 | |
| 44,465 | 150,729 | 33,905 | 234,860 | 1,590,913 | 157,714 | 79,261 | C.Y. 2009 | |
| 42,883 | 156,882 | 36,513 | 229,521 | 1,574,566 | 142,357 | 74,720 | C.Y. 2010 | |
| 37,335 | 146,241 | 26,193 | 208,759 | 1,548,469 | 164,111 | 79,574 | C.Y. 2011 | |
| 40,267 | 142,023 | 23,629 | 190,324 | 1,480,648 | 145,494 | 80,334 | C.Y. 2012 | |
| 41,329 | 156,339 | 35,030 | 226,589 | 1,577,962 | 145,985 | 75,788 | F.Y. 2010 | |
| 38,122 | 145,043 | 25,619 | 204,440 | 1,542,369 | 158,925 | 80,404 | F.Y. 2011 | |
| 9,568 | 36,655 | 6,142 | 46,432 | 373,903 | 158,925 | 80,404 | Q1 2012 | |
| 10,575 | 33,852 | 6,064 | 48,606 | 376,665 | 160,667 | 82,399 | Q2 | |
| 10,390 | 32,010 | 5,504 | 47,935 | 360,504 | 147,214 | 79,629 | Q3 | |
| 9,734 | 39,506 | 5,919 | 47,351 | 369,576 | 145,494 | 80,334 | Q4 | |
| 2,528 | 12,318 | 1,867 | 15,011 | 117,341 | 166,314 | 80,593 | Jan. 2012 | |
| 2,986 | 12,204 | 2,499 | 15,071 | 124,444 | 165,205 | 82,254 | Feb. | |
| 4,054 | 12,133 | 1,776 | 16,350 | 132,118 | 158,925 | 80,404 | Mar. | |
| 3,470 | 11,794 | 2,116 | 16,085 | 126,552 | 168,145 | 81,874 | Apr. | |
| 3,494 | 11,334 | 2,059 | 16,047 | 124,763 | 166,821 | 82,109 | May. | |
| 3,611 | 10,724 | 1,889 | 16,474 | 125,350 | 160,667 | 82,399 | Jun. | |
| 3,536 | 10,280 | 1,781 | 16,469 | 124,197 | 158,657 | 81,203 | Jul. | |
| 3,227 | 10,669 | 1,653 | 15,785 | 112,712 | 154,699 | 83,009 | Aug. | |
| 3,627 | 11,061 | 2,070 | 15,681 | 123,595 | 147,214 | 79,629 | Sep. | |
| 3,460 | 13,507 | 2,108 | 16,167 | 123,802 | 151,290 | 81,231 | Oct. | |
| 3,191 | 13,716 | 2,001 | 15,671 | 129,293 | 147,256 | 77,643 | Nov. | |
| 3,083 | 12,283 | 1,810 | 15,513 | 116,481 | 145,494 | 80,334 | Dec. | |

| | | | | | | | 単位:千㎡ Unit: 1000㎡ | Year and Month |
|--------------------------|-------------------------|---------------------------|-------------------------|----------------------------|--------------------------------|----------------|----------------------|-------------------|
| 加工高 Products Quantity | | | | 引渡数量 Shipments Quantity | 在庫数量 Inventory Quantity | | | |
| なっ染色 Printed | | 整理 Finishing processes | | 製品 Products | 原反(仕掛 中を含む) Non Products | 製品 Products | | |
| 輸出用 For exports | 国内用 For domestic use | 輸出用 For exports | 国内用 For domestic use | | | | | |
| 27,865 | 148,454 | 19,816 | 66,892 | 542,861 | 26,345 | 11,665 | C.Y. 2008 | |
| 21,725 | 120,324 | 12,732 | 54,164 | 424,265 | 23,167 | 7,777 | C.Y. 2009 | |
| 19,609 | 122,837 | 12,593 | 55,893 | 414,724 | 18,882 | 6,813 | C.Y. 2010 | |
| 17,804 | 115,414 | 11,401 | 54,425 | 412,016 | 17,308 | 7,952 | C.Y. 2011 | |
| 17,428 | 114,621 | 8,257 | 43,123 | 386,090 | 16,360 | 6,498 | C.Y. 2012 | |
| 18,712 | 123,848 | 12,777 | 56,210 | 419,365 | 17,893 | 7,547 | F.Y. 2010 | |
| 17,668 | 113,511 | 10,335 | 51,127 | 402,003 | 15,531 | 7,758 | F.Y. 2011 | |
| 4,565 | 28,658 | 1,788 | 11,234 | 96,462 | 15,531 | 7,758 | Q1 2012 | |
| 4,807 | 26,852 | 2,376 | 11,127 | 97,052 | 15,179 | 7,076 | Q2 | |
| 4,174 | 26,428 | 1,917 | 9,377 | 89,573 | 16,578 | 6,777 | Q3 | |
| 3,882 | 32,683 | 2,176 | 11,385 | 103,003 | 16,360 | 6,498 | Q4 | |
| 1,070 | 9,419 | 670 | 3,823 | 31,473 | 15,675 | 6,683 | Jan. 2012 | |
| 1,496 | 9,656 | 537 | 3,218 | 32,632 | 15,373 | 6,305 | Feb. | |
| 1,999 | 9,583 | 581 | 4,193 | 32,357 | 15,531 | 7,758 | Mar. | |
| 1,619 | 9,274 | 897 | 3,896 | 32,193 | 15,997 | 8,095 | Apr. | |
| 1,626 | 8,981 | 719 | 3,636 | 32,645 | 16,369 | 7,449 | May. | |
| 1,562 | 8,597 | 760 | 3,595 | 32,214 | 15,179 | 7,076 | Jun. | |
| 1,461 | 8,372 | 627 | 3,307 | 31,342 | 15,672 | 6,378 | Jul. | |
| 1,432 | 8,818 | 409 | 2,937 | 28,259 | 15,476 | 6,175 | Aug. | |
| 1,281 | 9,238 | 881 | 3,133 | 29,972 | 16,578 | 6,777 | Sep. | |
| 1,222 | 11,377 | 806 | 3,650 | 34,013 | 17,047 | 7,381 | Oct. | |
| 1,396 | 11,303 | 737 | 3,939 | 36,074 | 16,041 | 6,906 | Nov. | |
| 1,264 | 10,003 | 633 | 3,796 | 32,916 | 16,360 | 6,498 | Dec. | |

Note: 1. Cloth ... Even if an item is partly dyed and finished, it is regarded as cloth if it has been received from another plant for processing.
 2. Product ... Even if an item is only partly dyed and finished (semi-finished product as a dyed and finished item), it is regarded as a "product" if the plant has completed its processing.
 3. Delivery of product ... Inventory at end of preceding year + amount of processing - end-of-year inventory of products.

染色整理 Dyeing and Finishing Processes

| 年 月 | | | 毛 織 物 Wool fabrics | | | | | | |
|-----|----|--------|----------------------------|--------------------|-------------------------|--------------------|-------------------------|--------------------|-------------------------|
| | | | 加 工 高 Products Quantity | | | | | | |
| | | | 合計 Total | | | 精練・漂白品 Bleached | | 浸染品 Dyed | |
| | | | 計 Total | 輸出用 For exports | 国内用 For domestic use | 輸出用 For exports | 国内用 For domestic use | 輸出用 For exports | 国内用 For domestic use |
| 平成 | 20 | 年 | 90,488 | 2,060 | 88,428 | - | 201 | 342 | 22,998 |
| | 21 | | 65,881 | 1,281 | 64,600 | - | 95 | 145 | 17,318 |
| | 22 | | 61,977 | 1,132 | 60,845 | 4 | 220 | 179 | 16,388 |
| | 23 | | 64,021 | 1,145 | 62,876 | - | 116 | 231 | 19,240 |
| | 24 | | 59,153 | 1,117 | 58,036 | - | 132 | 147 | 18,197 |
| 平成 | 22 | 年度 | 63,408 | 1,187 | 62,221 | 4 | 213 | 200 | 17,186 |
| | 23 | | 62,974 | 1,092 | 61,882 | - | 121 | 231 | 19,074 |
| 24 | 年 | 1~3月 | 12,157 | 278 | 11,879 | - | 19 | 55 | 3,905 |
| | | 4~6月 | 15,777 | 305 | 15,472 | - | 40 | 37 | 4,704 |
| | | 7~9月 | 17,419 | 208 | 17,211 | - | 55 | 25 | 5,468 |
| | | 10~12月 | 13,800 | 326 | 13,474 | - | 18 | 30 | 4,120 |
| 24 | 年 | 1月 | 3,491 | 81 | 3,410 | - | 11 | 12 | 1,126 |
| | | 2月 | 3,959 | 79 | 3,880 | - | 4 | 14 | 1,309 |
| | | 3月 | 4,707 | 118 | 4,589 | - | 4 | 29 | 1,470 |
| | | 4月 | 4,857 | 108 | 4,749 | - | 5 | 14 | 1,457 |
| | | 5月 | 5,252 | 114 | 5,138 | - | 13 | 18 | 1,487 |
| | | 6月 | 5,668 | 83 | 5,585 | - | 22 | 5 | 1,760 |
| | | 7月 | 6,054 | 80 | 5,974 | - | 22 | 10 | 1,890 |
| | | 8月 | 5,755 | 58 | 5,697 | - | 22 | 5 | 1,829 |
| | | 9月 | 5,610 | 70 | 5,540 | - | 11 | 10 | 1,749 |
| | | 10月 | 5,413 | 135 | 5,278 | - | 8 | 11 | 1,413 |
| | | 11月 | 4,407 | 97 | 4,310 | - | 6 | 12 | 1,408 |
| | | 12月 | 3,980 | 94 | 3,886 | - | 4 | 7 | 1,299 |

注:「そ毛織物」及び「紡毛織物」の計

| 年 月 | | | 絹・絹紡織物 Silk-spun silk fabrics | | | | | | |
|-----|----|--------|----------------------------------|--------------------|-------------------------|--------------------|-------------------------|--------------------|-------------------------|
| | | | 加 工 高 Products Quantity | | | | | | |
| | | | 合計 Total | | | 精練・漂白品 Bleached | | 浸染品 Dyed | |
| | | | 計 Total | 輸出用 For exports | 国内用 For domestic use | 輸出用 For exports | 国内用 For domestic use | 輸出用 For exports | 国内用 For domestic use |
| 平成 | 20 | 年 | 13,682 | 3,148 | 10,534 | 1,747 | 8,623 | 1,332 | 861 |
| | 21 | | 10,341 | 2,271 | 8,070 | 1,399 | 6,820 | 850 | 505 |
| | 22 | | 10,053 | 2,116 | 7,937 | 1,434 | 6,720 | 646 | 517 |
| | 23 | | 9,687 | 2,112 | 7,575 | 1,462 | 6,438 | 633 | 473 |
| | 24 | | 8,804 | 1,771 | 7,033 | 1,208 | 5,904 | 555 | 447 |
| 平成 | 22 | 年度 | 10,200 | 2,225 | 7,975 | 1,552 | 6,739 | 642 | 508 |
| | 23 | | 9,300 | 1,971 | 7,329 | 1,303 | 6,197 | 653 | 491 |
| 24 | 年 | 1~3月 | 2,073 | 395 | 1,678 | 253 | 1,401 | 140 | 111 |
| | | 4~6月 | 2,253 | 453 | 1,800 | 293 | 1,511 | 157 | 113 |
| | | 7~9月 | 2,258 | 513 | 1,745 | 364 | 1,470 | 148 | 118 |
| | | 10~12月 | 2,220 | 410 | 1,810 | 298 | 1,522 | 110 | 105 |
| 24 | 年 | 1月 | 607 | 118 | 489 | 74 | 419 | 43 | 35 |
| | | 2月 | 757 | 151 | 606 | 91 | 487 | 60 | 44 |
| | | 3月 | 709 | 126 | 583 | 88 | 495 | 37 | 32 |
| | | 4月 | 771 | 145 | 626 | 101 | 533 | 43 | 31 |
| | | 5月 | 675 | 124 | 551 | 98 | 464 | 25 | 24 |
| | | 6月 | 807 | 184 | 623 | 94 | 514 | 89 | 58 |
| | | 7月 | 768 | 156 | 612 | 91 | 510 | 65 | 48 |
| | | 8月 | 618 | 123 | 495 | 79 | 407 | 44 | 36 |
| | | 9月 | 872 | 234 | 638 | 194 | 553 | 39 | 34 |
| | | 10月 | 689 | 111 | 578 | 87 | 492 | 24 | 24 |
| | | 11月 | 734 | 131 | 603 | 103 | 513 | 27 | 29 |
| | | 12月 | 797 | 168 | 629 | 108 | 517 | 59 | 52 |

染色整理 Dyeing and Finishing Processes

| | | | | | | | 単位:千㎡ Unit: 1000㎡ | Year and Month |
|--------------------------|-------------------------|---------------------------|-------------------------|----------------------------|----------------------------|----------------|----------------------|----------------|
| 加工高 Products Quantity | | | | 引渡数量 Shipments Quantity | 在庫数量 Inventory Quantity | | | |
| なっ染色 Printed | | 整理 Finishing processes | | 製品 Products | 原反(仕掛中を含む) Non Products | 製品 Products | | |
| 輸出用 For exports | 国内用 For domestic use | 輸出用 For exports | 国内用 For domestic use | | | | | |
| - | 57 | 1,718 | 65,172 | 93,543 | 10,995 | 19,998 | C.Y. 2008 | |
| - | 27 | 1,136 | 47,160 | 68,738 | 9,684 | 16,062 | C.Y. 2009 | |
| - | 30 | 949 | 44,207 | 63,277 | 8,388 | 13,348 | C.Y. 2010 | |
| - | 36 | 914 | 43,484 | 63,441 | 8,212 | 13,928 | C.Y. 2011 | |
| - | 19 | 970 | 39,688 | 60,170 | 8,346 | 12,911 | C.Y. 2012 | |
| - | 30 | 983 | 44,792 | 62,408 | 9,696 | 14,729 | F.Y. 2010 | |
| - | 36 | 861 | 42,651 | 63,279 | 9,648 | 14,424 | F.Y. 2011 | |
| - | - | 223 | 7,955 | 11,661 | 9,648 | 14,424 | Q1 2012 | |
| - | 9 | 268 | 10,719 | 14,911 | 11,142 | 15,290 | Q2 | |
| - | 10 | 183 | 11,678 | 16,923 | 10,155 | 15,786 | Q3 | |
| - | - | 296 | 9,336 | 16,675 | 8,346 | 12,911 | Q4 | |
| - | - | 69 | 2,273 | 3,803 | 8,525 | 13,616 | Jan. 2012 | |
| - | - | 65 | 2,567 | 3,617 | 8,484 | 13,958 | Feb. | |
| - | - | 89 | 3,115 | 4,241 | 9,648 | 14,424 | Mar. | |
| - | 2 | 94 | 3,285 | 4,186 | 9,908 | 15,095 | Apr. | |
| - | 3 | 96 | 3,635 | 5,163 | 10,475 | 15,184 | May. | |
| - | 4 | 78 | 3,799 | 5,562 | 11,142 | 15,290 | Jun. | |
| - | 5 | 70 | 4,057 | 5,633 | 11,004 | 15,711 | Jul. | |
| - | 1 | 53 | 3,845 | 5,422 | 10,823 | 16,044 | Aug. | |
| - | 4 | 60 | 3,776 | 5,868 | 10,155 | 15,786 | Sep. | |
| - | - | 124 | 3,857 | 5,585 | 9,308 | 15,614 | Oct. | |
| - | - | 85 | 2,896 | 6,379 | 8,803 | 13,642 | Nov. | |
| - | - | 87 | 2,583 | 4,711 | 8,346 | 12,911 | Dec. | |

| | | | | | | | 単位:千㎡ Unit: 1000㎡ | Year and Month |
|--------------------------|-------------------------|---------------------------|-------------------------|----------------------------|----------------------------|----------------|----------------------|----------------|
| 加工高 Products Quantity | | | | 引渡数量 Shipments Quantity | 在庫数量 Inventory Quantity | | | |
| なっ染色 Printed | | 整理 Finishing processes | | 製品 Products | 原反(仕掛中を含む) Non Products | 製品 Products | | |
| 輸出用 For exports | 国内用 For domestic use | 輸出用 For exports | 国内用 For domestic use | | | | | |
| - | 149 | 69 | 901 | 13,642 | 179 | 310 | C.Y. 2008 | |
| - | 114 | 22 | 631 | 10,372 | 132 | 279 | C.Y. 2009 | |
| - | 141 | 36 | 559 | 10,108 | 200 | 224 | C.Y. 2010 | |
| - | 92 | 17 | 572 | 9,614 | 106 | 297 | C.Y. 2011 | |
| - | 81 | 8 | 601 | 8,907 | 103 | 189 | C.Y. 2012 | |
| - | 145 | 31 | 583 | 10,203 | 146 | 252 | F.Y. 2010 | |
| - | 83 | 15 | 558 | 9,249 | 96 | 298 | F.Y. 2011 | |
| - | 21 | 2 | 145 | 2,067 | 96 | 298 | Q1 2012 | |
| - | 20 | 3 | 156 | 2,341 | 99 | 210 | Q2 | |
| - | 13 | 1 | 144 | 2,269 | 105 | 199 | Q3 | |
| - | 27 | 2 | 156 | 2,230 | 103 | 189 | Q4 | |
| - | 4 | 1 | 31 | 617 | 105 | 282 | Jan. 2012 | |
| - | 11 | - | 64 | 743 | 107 | 296 | Feb. | |
| - | 6 | 1 | 50 | 707 | 96 | 298 | Mar. | |
| - | 8 | 1 | 54 | 794 | 96 | 275 | Apr. | |
| - | 4 | 1 | 59 | 684 | 99 | 266 | May. | |
| - | 8 | 1 | 43 | 863 | 99 | 210 | Jun. | |
| - | 2 | - | 52 | 782 | 83 | 196 | Jul. | |
| - | 4 | - | 48 | 609 | 98 | 205 | Aug. | |
| - | 7 | 1 | 44 | 878 | 105 | 199 | Sep. | |
| - | 9 | - | 53 | 702 | 115 | 186 | Oct. | |
| - | 11 | 1 | 50 | 724 | 114 | 196 | Nov. | |
| - | 7 | 1 | 53 | 804 | 103 | 189 | Dec. | |

染色整理 Dyeing and Finishing Processes

| 年 月 | | | 麻 織 物 Flax fabrics | | | | | | |
|-----|----|--------|----------------------------|--------------------|-------------------------|--------------------|-------------------------|--------------------|-------------------------|
| | | | 加 工 高 Products Quantity | | | | | | |
| | | | 合計 Total | | | 精練・漂白品 Bleached | | 浸染品 Dyed | |
| | | | 計 Total | 輸出用 For exports | 国内用 For domestic use | 輸出用 For exports | 国内用 For domestic use | 輸出用 For exports | 国内用 For domestic use |
| 平成 | 20 | 年 | 1,982 | - | 1,982 | - | 736 | - | 299 |
| | 21 | | 1,363 | - | 1,363 | - | 542 | - | 74 |
| | 22 | | 1,574 | 28 | 1,546 | - | 512 | - | 41 |
| | 23 | | 1,139 | 5 | 1,134 | 2 | 181 | 3 | 48 |
| | 24 | | 1,037 | - | 1,037 | - | 115 | - | 24 |
| 平成 | 22 | 年度 | 1,610 | 22 | 1,588 | 1 | 437 | 3 | 46 |
| | 23 | | 1,077 | 1 | 1,076 | 1 | 160 | - | 27 |
| 24 | 年 | 1~3月 | 331 | - | 331 | - | 42 | - | 6 |
| | | 4~6月 | 208 | - | 208 | - | 23 | - | 5 |
| | | 7~9月 | 210 | - | 210 | - | 23 | - | 5 |
| | | 10~12月 | 288 | - | 288 | - | 27 | - | 8 |
| 24 | 年 | 1月 | 88 | - | 88 | - | 7 | - | 2 |
| | | 2月 | 120 | - | 120 | - | 17 | - | - |
| | | 3月 | 123 | - | 123 | - | 18 | - | 4 |
| | | 4月 | 70 | - | 70 | - | 7 | - | 2 |
| | | 5月 | 64 | - | 64 | - | 5 | - | 1 |
| | | 6月 | 74 | - | 74 | - | 11 | - | 2 |
| | | 7月 | 64 | - | 64 | - | 6 | - | 1 |
| | | 8月 | 63 | - | 63 | - | 3 | - | 1 |
| | | 9月 | 83 | - | 83 | - | 14 | - | 3 |
| | | 10月 | 68 | - | 68 | - | 2 | - | 2 |
| | | 11月 | 100 | - | 100 | - | 11 | - | 2 |
| | | 12月 | 120 | - | 120 | - | 14 | - | 4 |

| 年 月 | | | 人 絹 ・ キ ュ プ ラ ・ ア セ テ ー ト 織 物 Rayon filament cuprammoniumrayon fabrics | | | | | | |
|-----|----|--------|---|--------------------|-------------------------|--------------------|-------------------------|--------------------|-------------------------|
| | | | 加 工 高 Products Quantity | | | | | | |
| | | | 合計 Total | | | 精練・漂白品 Bleached | | 浸染品 Dyed | |
| | | | 計 Total | 輸出用 For exports | 国内用 For domestic use | 輸出用 For exports | 国内用 For domestic use | 輸出用 For exports | 国内用 For domestic use |
| 平成 | 20 | 年 | 74,784 | 21,924 | 52,860 | 221 | 3,808 | 21,638 | 46,120 |
| | 21 | | 53,018 | 17,550 | 35,468 | 87 | 2,847 | 17,373 | 29,839 |
| | 22 | | 58,505 | 21,293 | 37,212 | 157 | 3,812 | 21,099 | 31,126 |
| | 23 | | 56,616 | 19,419 | 37,197 | 186 | 4,174 | 19,156 | 30,730 |
| | 24 | | 47,589 | 17,569 | 30,020 | 71 | 4,046 | 17,462 | 24,074 |
| 平成 | 22 | 年度 | 59,830 | 21,281 | 38,549 | 165 | 4,125 | 21,082 | 32,165 |
| | 23 | | 53,288 | 19,045 | 34,243 | 161 | 4,127 | 18,808 | 27,967 |
| 24 | 年 | 1~3月 | 11,913 | 4,669 | 7,244 | 14 | 1,018 | 4,643 | 5,775 |
| | | 4~6月 | 11,932 | 4,751 | 7,181 | 17 | 924 | 4,722 | 5,848 |
| | | 7~9月 | 11,978 | 4,247 | 7,731 | 20 | 1,005 | 4,222 | 6,161 |
| | | 10~12月 | 11,766 | 3,902 | 7,864 | 20 | 1,099 | 3,875 | 6,290 |
| 24 | 年 | 1月 | 3,690 | 1,319 | 2,371 | 5 | 355 | 1,310 | 1,912 |
| | | 2月 | 3,876 | 1,542 | 2,334 | 4 | 331 | 1,535 | 1,815 |
| | | 3月 | 4,347 | 1,808 | 2,539 | 5 | 332 | 1,798 | 2,048 |
| | | 4月 | 4,038 | 1,700 | 2,338 | 7 | 309 | 1,688 | 1,906 |
| | | 5月 | 3,793 | 1,499 | 2,294 | 5 | 297 | 1,491 | 1,861 |
| | | 6月 | 4,101 | 1,552 | 2,549 | 5 | 318 | 1,543 | 2,081 |
| | | 7月 | 4,169 | 1,630 | 2,539 | 8 | 310 | 1,620 | 2,051 |
| | | 8月 | 3,917 | 1,282 | 2,635 | 8 | 346 | 1,272 | 2,084 |
| | | 9月 | 3,892 | 1,335 | 2,557 | 4 | 349 | 1,330 | 2,026 |
| | | 10月 | 3,981 | 1,369 | 2,612 | 5 | 352 | 1,361 | 2,074 |
| | | 11月 | 3,822 | 1,208 | 2,614 | 6 | 364 | 1,200 | 2,094 |
| | | 12月 | 3,963 | 1,325 | 2,638 | 9 | 383 | 1,314 | 2,122 |

染色整理 Dyeing and Finishing Processes

| 加工高 Products Quantity | | | | 引渡数量 Shipments Quantity | 在庫数量 Inventory Quantity | | | Year and Month |
|--------------------------|-------------------------|---------------------------|-------------------------|----------------------------|---------------------------------|----------------|-----------|----------------|
| なっ染色 Printed | | 整理 Finishing processes | | 製品 Products | 原反 (仕掛 中を含む) Non Products | 製品 Products | | |
| 輸出用 For exports | 国内用 For domestic use | 輸出用 For exports | 国内用 For domestic use | | | | | |
| - | 210 | - | 737 | 2,010 | 47 | - | C.Y. 2008 | |
| - | 173 | - | 574 | 1,362 | 23 | 1 | C.Y. 2009 | |
| 28 | 167 | - | 826 | 1,571 | 29 | 4 | C.Y. 2010 | |
| - | 222 | - | 683 | 1,132 | 17 | 11 | C.Y. 2011 | |
| - | 179 | - | 719 | 1,040 | 30 | 8 | C.Y. 2012 | |
| 18 | 216 | - | 889 | 1,605 | 29 | 6 | F.Y. 2010 | |
| - | 220 | - | 669 | 1,072 | 21 | 11 | F.Y. 2011 | |
| - | 78 | - | 205 | 331 | 21 | 11 | Q1 2012 | |
| - | 29 | - | 151 | 210 | 8 | 9 | Q2 | |
| - | 30 | - | 152 | 212 | 18 | 7 | Q3 | |
| - | 42 | - | 211 | 287 | 30 | 8 | Q4 | |
| - | 11 | - | 68 | 94 | 37 | 5 | Jan. 2012 | |
| - | 23 | - | 80 | 113 | 32 | 12 | Feb. | |
| - | 44 | - | 57 | 124 | 21 | 11 | Mar. | |
| - | 12 | - | 49 | 72 | 11 | 9 | Apr. | |
| - | 10 | - | 48 | 67 | 14 | 6 | May. | |
| - | 7 | - | 54 | 71 | 8 | 9 | Jun. | |
| - | 5 | - | 52 | 67 | 9 | 6 | Jul. | |
| - | 12 | - | 47 | 65 | 9 | 4 | Aug. | |
| - | 13 | - | 53 | 80 | 18 | 7 | Sep. | |
| - | 11 | - | 53 | 70 | 11 | 5 | Oct. | |
| - | 18 | - | 69 | 98 | 29 | 7 | Nov. | |
| - | 13 | - | 89 | 119 | 30 | 8 | Dec. | |

| 加工高 Products Quantity | | | | 引渡数量 Shipments Quantity | 在庫数量 Inventory Quantity | | | Year and Month |
|--------------------------|-------------------------|---------------------------|-------------------------|----------------------------|---------------------------------|----------------|-----------|----------------|
| なっ染色 Printed | | 整理 Finishing processes | | 製品 Products | 原反 (仕掛 中を含む) Non Products | 製品 Products | | |
| 輸出用 For exports | 国内用 For domestic use | 輸出用 For exports | 国内用 For domestic use | | | | | |
| 65 | 24 | - | 2,908 | 74,761 | 18,276 | 7,229 | C.Y. 2008 | |
| 90 | 21 | - | 2,761 | 55,229 | 10,635 | 5,040 | C.Y. 2009 | |
| 36 | 201 | 1 | 2,073 | 58,248 | 10,275 | 5,297 | C.Y. 2010 | |
| 76 | 50 | 1 | 2,243 | 56,144 | 10,587 | 5,769 | C.Y. 2011 | |
| 36 | - | - | 1,900 | 45,450 | 10,481 | 7,908 | C.Y. 2012 | |
| 32 | 193 | 2 | 2,066 | 59,397 | 10,150 | 5,965 | F.Y. 2010 | |
| 76 | 8 | - | 2,141 | 53,353 | 11,790 | 5,900 | F.Y. 2011 | |
| 12 | - | - | 451 | 11,782 | 11,790 | 5,900 | Q1 2012 | |
| 12 | - | - | 409 | 12,116 | 11,366 | 5,716 | Q2 | |
| 5 | - | - | 565 | 11,962 | 10,450 | 5,732 | Q3 | |
| 7 | - | - | 475 | 9,590 | 10,481 | 7,908 | Q4 | |
| 4 | - | - | 104 | 3,490 | 11,291 | 5,969 | Jan. 2012 | |
| 3 | - | - | 188 | 3,715 | 11,563 | 6,130 | Feb. | |
| 5 | - | - | 159 | 4,577 | 11,790 | 5,900 | Mar. | |
| 5 | - | - | 123 | 4,510 | 11,909 | 5,428 | Apr. | |
| 3 | - | - | 136 | 3,665 | 11,607 | 5,556 | May. | |
| 4 | - | - | 150 | 3,941 | 11,366 | 5,716 | Jun. | |
| 2 | - | - | 178 | 4,089 | 11,062 | 5,796 | Jul. | |
| 2 | - | - | 205 | 4,017 | 11,141 | 5,696 | Aug. | |
| 1 | - | - | 182 | 3,856 | 10,450 | 5,732 | Sep. | |
| 3 | - | - | 186 | 4,014 | 10,878 | 5,699 | Oct. | |
| 2 | - | - | 156 | 3,483 | 10,492 | 6,038 | Nov. | |
| 2 | - | - | 133 | 2,093 | 10,481 | 7,908 | Dec. | |

染色整理 Dyeing and Finishing Processes

| 年 月 | | | ス フ 織 物 Rayon staple fabrics | | | | | | |
|-----|----|--------|---------------------------------|--------------------|-------------------------|--------------------|-------------------------|--------------------|-------------------------|
| | | | 加工高 Products Quantity | | | | | | |
| | | | 合計 Total | | | 精練・漂白品 Bleached | | 浸染品 Dyed | |
| | | | 計 Total | 輸出用 For exports | 国内用 For domestic use | 輸出用 For exports | 国内用 For domestic use | 輸出用 For exports | 国内用 For domestic use |
| 平成 | 20 | 年 | 19,635 | 977 | 18,658 | 55 | 2,970 | 753 | 13,565 |
| | 21 | | 12,778 | 716 | 12,062 | 2 | 2,899 | 714 | 7,871 |
| | 22 | | 8,953 | 727 | 8,226 | - | 2,956 | 712 | 4,044 |
| | 23 | | 8,606 | - | 8,606 | - | 3,109 | - | 4,302 |
| | 24 | | 8,789 | - | 8,789 | - | 3,484 | - | 4,141 |
| 平成 | 22 | 年度 | 8,806 | 505 | 8,301 | - | 2,932 | 496 | 4,145 |
| | 23 | | 8,674 | - | 8,674 | - | 3,196 | - | 4,259 |
| 24 | 年 | 1~3月 | 2,241 | - | 2,241 | - | 816 | - | 1,094 |
| | | 4~6月 | 2,386 | - | 2,386 | - | 928 | - | 1,158 |
| | | 7~9月 | 2,044 | - | 2,044 | - | 878 | - | 906 |
| | | 10~12月 | 2,118 | - | 2,118 | - | 862 | - | 983 |
| 24 | 年 | 1月 | 682 | - | 682 | - | 242 | - | 336 |
| | | 2月 | 750 | - | 750 | - | 275 | - | 365 |
| | | 3月 | 809 | - | 809 | - | 299 | - | 393 |
| | | 4月 | 829 | - | 829 | - | 316 | - | 415 |
| | | 5月 | 741 | - | 741 | - | 308 | - | 343 |
| | | 6月 | 816 | - | 816 | - | 304 | - | 400 |
| | | 7月 | 724 | - | 724 | - | 332 | - | 294 |
| | | 8月 | 628 | - | 628 | - | 265 | - | 287 |
| | | 9月 | 692 | - | 692 | - | 281 | - | 325 |
| | | 10月 | 690 | - | 690 | - | 306 | - | 305 |
| | | 11月 | 692 | - | 692 | - | 258 | - | 329 |
| | | 12月 | 736 | - | 736 | - | 298 | - | 349 |

| 年 月 | | | 合 成 繊 維 織 物 計 Synthetic fiber fabrics | | | | | | |
|-----|----|--------|--|--------------------|-------------------------|--------------------|-------------------------|--------------------|-------------------------|
| | | | 加工高 Products Quantity | | | | | | |
| | | | 合計 Total | | | 精練・漂白品 Bleached | | 浸染品 Dyed | |
| | | | 計 Total | 輸出用 For exports | 国内用 For domestic use | 輸出用 For exports | 国内用 For domestic use | 輸出用 For exports | 国内用 For domestic use |
| 平成 | 20 | 年 | 1,311,573 | 330,340 | 981,233 | 72,935 | 157,587 | 194,844 | 642,871 |
| | 21 | | 1,011,671 | 247,293 | 764,378 | 57,878 | 111,812 | 146,750 | 494,218 |
| | 22 | | 1,017,204 | 245,682 | 771,522 | 55,817 | 113,778 | 143,736 | 499,501 |
| | 23 | | 1,003,071 | 254,516 | 748,555 | 56,180 | 111,071 | 165,021 | 500,900 |
| | 24 | | 971,401 | 274,394 | 697,007 | 75,591 | 107,801 | 161,606 | 458,954 |
| 平成 | 22 | 年度 | 1,017,134 | 246,537 | 770,597 | 55,973 | 114,407 | 146,769 | 503,458 |
| | 23 | | 1,009,461 | 264,391 | 745,070 | 58,327 | 108,633 | 171,278 | 499,177 |
| 24 | 年 | 1~3月 | 249,755 | 66,352 | 183,403 | 15,728 | 27,920 | 41,504 | 121,474 |
| | | 4~6月 | 249,676 | 71,771 | 177,905 | 18,343 | 26,752 | 44,255 | 118,467 |
| | | 7~9月 | 234,576 | 69,078 | 165,498 | 20,788 | 25,896 | 38,676 | 108,314 |
| | | 10~12月 | 237,394 | 67,193 | 170,201 | 20,732 | 27,233 | 37,171 | 110,699 |
| 24 | 年 | 1月 | 79,603 | 19,761 | 59,842 | 4,642 | 9,446 | 12,538 | 38,904 |
| | | 2月 | 84,389 | 22,787 | 61,602 | 5,279 | 9,149 | 14,124 | 41,095 |
| | | 3月 | 85,763 | 23,804 | 61,959 | 5,807 | 9,325 | 14,842 | 41,475 |
| | | 4月 | 84,909 | 24,472 | 60,437 | 5,928 | 9,056 | 15,574 | 40,303 |
| | | 5月 | 82,434 | 23,306 | 59,128 | 6,009 | 8,595 | 14,189 | 39,754 |
| | | 6月 | 82,333 | 23,993 | 58,340 | 6,406 | 9,101 | 14,492 | 38,410 |
| | | 7月 | 80,603 | 23,809 | 56,794 | 6,911 | 8,811 | 13,741 | 37,362 |
| | | 8月 | 75,481 | 21,825 | 53,656 | 6,847 | 8,267 | 11,994 | 34,928 |
| | | 9月 | 78,492 | 23,444 | 55,048 | 7,030 | 8,818 | 12,941 | 36,024 |
| | | 10月 | 79,946 | 23,410 | 56,536 | 6,953 | 8,796 | 13,044 | 37,341 |
| | | 11月 | 80,380 | 22,672 | 57,708 | 7,110 | 9,402 | 12,591 | 37,466 |
| | | 12月 | 77,068 | 21,111 | 55,957 | 6,669 | 9,035 | 11,536 | 35,892 |

染色整理 Dyeing and Finishing Processes

| | | | | | | | 単位:千㎡ Unit: 1000㎡ | | Year and Month |
|--------------------------|-------------------------|---------------------------|-------------------------|----------------------------|--------------------------------|----------------|----------------------|--|-------------------|
| 加工高 Products Quantity | | | | 引渡数量 Shipments Quantity | 在庫数量 Inventory Quantity | | | | |
| なっ染色 Printed | | 整理 Finishing processes | | 製品 Products | 原反(仕掛 中を含む) Non Products | 製品 Products | | | |
| 輸出用 For exports | 国内用 For domestic use | 輸出用 For exports | 国内用 For domestic use | | | | | | |
| 159 | 145 | 10 | 1,978 | 19,850 | 1,555 | 512 | C.Y. 2008 | | |
| - | 75 | - | 1,217 | 12,712 | 1,060 | 569 | C.Y. 2009 | | |
| 15 | 77 | - | 1,149 | 9,157 | 447 | 365 | C.Y. 2010 | | |
| - | 52 | - | 1,143 | 8,943 | 317 | 270 | C.Y. 2011 | | |
| - | 30 | - | 1,134 | 8,862 | 332 | 217 | C.Y. 2012 | | |
| 9 | 73 | - | 1,151 | 9,069 | 499 | 362 | F.Y. 2010 | | |
| - | 44 | - | 1,175 | 8,774 | 391 | 262 | F.Y. 2011 | | |
| - | 5 | - | 326 | 2,249 | 391 | 262 | Q1 2012 | | |
| - | 10 | - | 290 | 2,371 | 324 | 297 | Q2 | | |
| - | 2 | - | 258 | 2,116 | 336 | 225 | Q3 | | |
| - | 13 | - | 260 | 2,126 | 332 | 217 | Q4 | | |
| - | 3 | - | 101 | 702 | 323 | 250 | Jan. 2012 | | |
| - | 2 | - | 108 | 741 | 335 | 259 | Feb. | | |
| - | - | - | 117 | 806 | 391 | 262 | Mar. | | |
| - | 2 | - | 96 | 806 | 300 | 285 | Apr. | | |
| - | 3 | - | 87 | 822 | 330 | 224 | May. | | |
| - | 5 | - | 107 | 743 | 324 | 297 | Jun. | | |
| - | 2 | - | 96 | 751 | 360 | 270 | Jul. | | |
| - | - | - | 76 | 638 | 283 | 260 | Aug. | | |
| - | - | - | 86 | 727 | 336 | 225 | Sep. | | |
| - | 2 | - | 77 | 640 | 269 | 275 | Oct. | | |
| - | 9 | - | 96 | 744 | 355 | 223 | Nov. | | |
| - | 2 | - | 87 | 742 | 332 | 217 | Dec. | | |

| | | | | | | | 単位:千㎡ Unit: 1000㎡ | | Year and Month |
|--------------------------|-------------------------|---------------------------|-------------------------|----------------------------|--------------------------------|----------------|----------------------|--|-------------------|
| 加工高 Products Quantity | | | | 引渡数量 Shipments Quantity | 在庫数量 Inventory Quantity | | | | |
| なっ染色 Printed | | 整理 Finishing processes | | 製品 Products | 原反(仕掛 中を含む) Non Products | 製品 Products | | | |
| 輸出用 For exports | 国内用 For domestic use | 輸出用 For exports | 国内用 For domestic use | | | | | | |
| 34,618 | 40,819 | 27,943 | 139,956 | 1,317,906 | 141,689 | 58,048 | C.Y. 2008 | | |
| 22,650 | 29,995 | 20,015 | 128,353 | 1,018,235 | 113,013 | 49,533 | C.Y. 2009 | | |
| 23,195 | 33,429 | 22,934 | 124,814 | 1,017,481 | 104,136 | 48,669 | C.Y. 2010 | | |
| 19,455 | 30,375 | 13,860 | 106,209 | 997,179 | 127,564 | 51,347 | C.Y. 2011 | | |
| 22,803 | 27,093 | 14,394 | 103,159 | 970,129 | 109,842 | 52,603 | C.Y. 2012 | | |
| 22,558 | 31,834 | 21,237 | 120,898 | 1,015,915 | 107,572 | 46,927 | F.Y. 2010 | | |
| 20,378 | 31,141 | 14,408 | 106,119 | 1,004,639 | 121,448 | 51,751 | F.Y. 2011 | | |
| 4,991 | 7,893 | 4,129 | 26,116 | 249,351 | 121,448 | 51,751 | Q1 2012 | | |
| 5,756 | 6,932 | 3,417 | 25,754 | 247,664 | 122,549 | 53,801 | Q2 | | |
| 6,211 | 5,527 | 3,403 | 25,761 | 237,449 | 109,572 | 50,903 | Q3 | | |
| 5,845 | 6,741 | 3,445 | 25,528 | 235,665 | 109,842 | 52,603 | Q4 | | |
| 1,454 | 2,881 | 1,127 | 8,611 | 77,162 | 130,358 | 53,788 | Jan. 2012 | | |
| 1,487 | 2,512 | 1,897 | 8,846 | 82,883 | 129,311 | 55,294 | Feb. | | |
| 2,050 | 2,500 | 1,105 | 8,659 | 89,306 | 121,448 | 51,751 | Mar. | | |
| 1,846 | 2,496 | 1,124 | 8,582 | 83,991 | 129,924 | 52,687 | Apr. | | |
| 1,865 | 2,333 | 1,243 | 8,446 | 81,717 | 127,927 | 53,424 | May. | | |
| 2,045 | 2,103 | 1,050 | 8,726 | 81,956 | 122,549 | 53,801 | Jun. | | |
| 2,073 | 1,894 | 1,084 | 8,727 | 81,533 | 120,467 | 52,846 | Jul. | | |
| 1,793 | 1,834 | 1,191 | 8,627 | 73,702 | 116,869 | 54,625 | Aug. | | |
| 2,345 | 1,799 | 1,128 | 8,407 | 82,214 | 109,572 | 50,903 | Sep. | | |
| 2,235 | 2,108 | 1,178 | 8,291 | 78,778 | 113,662 | 52,071 | Oct. | | |
| 1,793 | 2,375 | 1,178 | 8,465 | 81,791 | 111,422 | 50,631 | Nov. | | |
| 1,817 | 2,258 | 1,089 | 8,772 | 75,096 | 109,842 | 52,603 | Dec. | | |

染色整理 Dyeing and Finishing Processes

| 年 月 | | | 合成繊維織物(長繊維) Synthetic fiber fabrics (Filament) | | | | | | |
|-----|----|--------|---|--------------------|-------------------------|--------------------|-------------------------|--------------------|-------------------------|
| | | | 加工高 Products Quantity | | | | | | |
| | | | 合計 Total | | | 精練・漂白品 Bleached | | 浸染品 Dyed | |
| | | | 計 Total | 輸出用 For exports | 国内用 For domestic use | 輸出用 For exports | 国内用 For domestic use | 輸出用 For exports | 国内用 For domestic use |
| 平成 | 20 | 年 | 957,629 | 205,306 | 752,323 | 17,089 | 113,832 | 146,943 | 520,913 |
| | 21 | | 747,529 | 153,637 | 593,892 | 10,701 | 83,717 | 113,027 | 404,098 |
| | 22 | | 761,941 | 162,618 | 599,323 | 10,843 | 85,066 | 117,567 | 405,114 |
| | 23 | | 756,866 | 182,642 | 574,224 | 16,501 | 83,258 | 136,403 | 400,595 |
| | 24 | | 728,879 | 188,380 | 540,499 | 23,980 | 82,502 | 130,513 | 371,362 |
| 平成 | 22 | 年度 | 765,672 | 167,218 | 598,454 | 12,340 | 85,178 | 121,423 | 409,248 |
| | 23 | | 762,750 | 191,237 | 571,513 | 19,065 | 82,340 | 140,727 | 397,950 |
| 24 | 年 | 1~3月 | 188,447 | 47,991 | 140,456 | 5,988 | 21,488 | 33,607 | 96,131 |
| | | 4~6月 | 190,327 | 50,531 | 139,796 | 6,164 | 21,021 | 36,131 | 96,660 |
| | | 7~9月 | 175,478 | 46,300 | 129,178 | 5,777 | 20,057 | 31,586 | 88,645 |
| | | 10~12月 | 174,627 | 43,558 | 131,069 | 6,051 | 19,936 | 29,189 | 89,926 |
| 24 | 年 | 1月 | 59,247 | 14,027 | 45,220 | 1,689 | 6,919 | 10,007 | 30,569 |
| | | 2月 | 63,482 | 16,690 | 46,792 | 2,137 | 7,072 | 11,383 | 32,119 |
| | | 3月 | 65,718 | 17,274 | 48,444 | 2,162 | 7,497 | 12,217 | 33,443 |
| | | 4月 | 65,624 | 17,700 | 47,924 | 2,109 | 7,373 | 12,932 | 32,938 |
| | | 5月 | 63,095 | 16,248 | 46,847 | 2,025 | 6,788 | 11,525 | 32,722 |
| | | 6月 | 61,608 | 16,583 | 45,025 | 2,030 | 6,860 | 11,674 | 31,000 |
| | | 7月 | 60,807 | 16,450 | 44,357 | 2,023 | 6,984 | 11,444 | 30,483 |
| | | 8月 | 56,195 | 14,255 | 41,940 | 1,888 | 6,379 | 9,628 | 28,664 |
| | | 9月 | 58,476 | 15,595 | 42,881 | 1,866 | 6,694 | 10,514 | 29,498 |
| | | 10月 | 58,540 | 15,458 | 43,082 | 2,049 | 6,373 | 10,341 | 29,986 |
| | | 11月 | 59,135 | 14,867 | 44,268 | 2,084 | 6,832 | 10,158 | 30,380 |
| | | 12月 | 56,952 | 13,233 | 43,719 | 1,918 | 6,731 | 8,690 | 29,560 |

注：平成23年から「合成繊維長繊維」のうち「その他の長繊維」を削除

| 年 月 | | | 合成繊維織物(短繊維) Synthetic fiber fabrics (Staple) | | | | | | |
|-----|----|--------|---|--------------------|-------------------------|--------------------|-------------------------|--------------------|-------------------------|
| | | | 加工高 Products Quantity | | | | | | |
| | | | 合計 Total | | | 精練・漂白品 Bleached | | 浸染品 Dyed | |
| | | | 計 Total | 輸出用 For exports | 国内用 For domestic use | 輸出用 For exports | 国内用 For domestic use | 輸出用 For exports | 国内用 For domestic use |
| 平成 | 20 | 年 | 353,944 | 125,034 | 228,910 | 55,846 | 43,755 | 47,901 | 121,958 |
| | 21 | | 264,142 | 93,656 | 170,486 | 47,177 | 28,095 | 33,723 | 90,120 |
| | 22 | | 255,263 | 83,064 | 172,199 | 44,974 | 28,712 | 26,169 | 94,387 |
| | 23 | | 246,205 | 71,874 | 174,331 | 39,679 | 27,813 | 28,618 | 100,305 |
| | 24 | | 242,522 | 86,014 | 156,508 | 51,611 | 25,299 | 31,093 | 87,592 |
| 平成 | 22 | 年度 | 220,961 | 69,867 | 151,094 | 43,590 | 28,733 | 24,761 | 82,106 |
| | 23 | | 246,711 | 73,154 | 173,557 | 39,262 | 26,293 | 30,551 | 101,227 |
| 24 | 年 | 1~3月 | 61,308 | 18,361 | 42,947 | 9,740 | 6,432 | 7,897 | 25,343 |
| | | 4~6月 | 59,349 | 21,240 | 38,109 | 12,179 | 5,731 | 8,124 | 21,807 |
| | | 7~9月 | 59,098 | 22,778 | 36,320 | 15,011 | 5,839 | 7,090 | 19,669 |
| | | 10~12月 | 62,767 | 23,635 | 39,132 | 14,681 | 7,297 | 7,982 | 20,773 |
| 24 | 年 | 1月 | 20,356 | 5,734 | 14,622 | 2,953 | 2,527 | 2,531 | 8,335 |
| | | 2月 | 20,907 | 6,097 | 14,810 | 3,142 | 2,077 | 2,741 | 8,976 |
| | | 3月 | 20,045 | 6,530 | 13,515 | 3,645 | 1,828 | 2,625 | 8,032 |
| | | 4月 | 19,285 | 6,772 | 12,513 | 3,819 | 1,683 | 2,642 | 7,365 |
| | | 5月 | 19,339 | 7,058 | 12,281 | 3,984 | 1,807 | 2,664 | 7,032 |
| | | 6月 | 20,725 | 7,410 | 13,315 | 4,376 | 2,241 | 2,818 | 7,410 |
| | | 7月 | 19,796 | 7,359 | 12,437 | 4,888 | 1,827 | 2,297 | 6,879 |
| | | 8月 | 19,286 | 7,570 | 11,716 | 4,959 | 1,888 | 2,366 | 6,264 |
| | | 9月 | 20,016 | 7,849 | 12,167 | 5,164 | 2,124 | 2,427 | 6,526 |
| | | 10月 | 21,406 | 7,952 | 13,454 | 4,904 | 2,423 | 2,703 | 7,355 |
| | | 11月 | 21,245 | 7,805 | 13,440 | 5,026 | 2,570 | 2,433 | 7,086 |
| | | 12月 | 20,116 | 7,878 | 12,238 | 4,751 | 2,304 | 2,846 | 6,332 |

注：平成23年から「合成繊維短繊維」のうち「その他の短繊維」を削除

染色整理 Dyeing and Finishing Processes

| | | | | | | | 単位:千㎡ Unit: 1000㎡ | Year and Month |
|--------------------------|-------------------------|---------------------------|-------------------------|----------------------------|----------------------------|----------------|----------------------|----------------|
| 加工高 Products Quantity | | | | 引渡数量 Shipments Quantity | 在庫数量 Inventory Quantity | | | |
| なっ染色 Printed | | 整理 Finishing processes | | 製品 Products | 原反(仕掛中を含む) Non Products | 製品 Products | | |
| 輸出用 For exports | 国内用 For domestic use | 輸出用 For exports | 国内用 For domestic use | | | | | |
| 19,670 | 35,570 | 21,604 | 82,008 | 958,957 | 105,975 | 40,465 | C.Y. 2008 | |
| 12,869 | 25,605 | 17,040 | 80,472 | 752,876 | 85,064 | 35,110 | C.Y. 2009 | |
| 14,707 | 29,089 | 19,501 | 80,054 | 762,501 | 76,553 | 34,220 | C.Y. 2010 | |
| 19,312 | 25,119 | 10,426 | 65,252 | 754,606 | 98,050 | 36,115 | C.Y. 2011 | |
| 22,643 | 22,008 | 11,244 | 64,627 | 727,495 | 84,729 | 37,517 | C.Y. 2012 | |
| 15,858 | 27,562 | 17,597 | 76,466 | 765,491 | 81,197 | 34,693 | F.Y. 2010 | |
| 20,214 | 25,644 | 11,231 | 65,579 | 759,992 | 94,500 | 37,453 | F.Y. 2011 | |
| 4,942 | 6,580 | 3,454 | 16,257 | 187,109 | 94,500 | 37,453 | Q1 2012 | |
| 5,730 | 5,646 | 2,506 | 16,469 | 189,202 | 95,640 | 38,596 | Q2 | |
| 6,187 | 4,259 | 2,750 | 16,217 | 176,918 | 86,250 | 37,156 | Q3 | |
| 5,784 | 5,523 | 2,534 | 15,684 | 174,266 | 84,729 | 37,517 | Q4 | |
| 1,424 | 2,401 | 907 | 5,331 | 56,941 | 99,729 | 38,421 | Jan. 2012 | |
| 1,474 | 2,117 | 1,696 | 5,484 | 62,161 | 99,782 | 39,742 | Feb. | |
| 2,044 | 2,062 | 851 | 5,442 | 68,007 | 94,500 | 37,453 | Mar. | |
| 1,841 | 2,058 | 818 | 5,555 | 65,062 | 100,676 | 38,033 | Apr. | |
| 1,845 | 1,970 | 853 | 5,367 | 62,452 | 99,530 | 38,676 | May. | |
| 2,044 | 1,618 | 835 | 5,547 | 61,688 | 95,640 | 38,596 | Jun. | |
| 2,070 | 1,435 | 913 | 5,455 | 61,428 | 94,814 | 37,975 | Jul. | |
| 1,779 | 1,429 | 960 | 5,468 | 54,947 | 90,908 | 39,223 | Aug. | |
| 2,338 | 1,395 | 877 | 5,294 | 60,543 | 86,250 | 37,156 | Sep. | |
| 2,225 | 1,668 | 843 | 5,055 | 57,998 | 88,061 | 37,698 | Oct. | |
| 1,765 | 1,900 | 860 | 5,156 | 60,402 | 86,394 | 36,431 | Nov. | |
| 1,794 | 1,955 | 831 | 5,473 | 55,866 | 84,729 | 37,517 | Dec. | |

| | | | | | | | 単位:千㎡ Unit: 1000㎡ | Year and Month |
|--------------------------|-------------------------|---------------------------|-------------------------|----------------------------|----------------------------|----------------|----------------------|----------------|
| 加工高 Products Quantity | | | | 引渡数量 Shipments Quantity | 在庫数量 Inventory Quantity | | | |
| なっ染色 Printed | | 整理 Finishing processes | | 製品 Products | 原反(仕掛中を含む) Non Products | 製品 Products | | |
| 輸出用 For exports | 国内用 For domestic use | 輸出用 For exports | 国内用 For domestic use | | | | | |
| 14,948 | 5,249 | 6,339 | 57,948 | 358,949 | 35,714 | 17,583 | C.Y. 2008 | |
| 9,781 | 4,390 | 2,975 | 47,881 | 265,359 | 27,949 | 14,423 | C.Y. 2009 | |
| 8,488 | 4,340 | 3,433 | 44,760 | 254,980 | 27,583 | 14,449 | C.Y. 2010 | |
| 143 | 5,256 | 3,434 | 40,957 | 242,573 | 29,514 | 15,232 | C.Y. 2011 | |
| 160 | 5,085 | 3,150 | 38,532 | 242,634 | 25,113 | 15,086 | C.Y. 2012 | |
| 99 | 3,507 | 1,417 | 36,748 | 219,881 | 26,375 | 12,234 | F.Y. 2010 | |
| 164 | 5,497 | 3,177 | 40,540 | 244,647 | 26,948 | 14,298 | F.Y. 2011 | |
| 49 | 1,313 | 675 | 9,859 | 62,242 | 26,948 | 14,298 | Q1 2012 | |
| 26 | 1,286 | 911 | 9,285 | 58,462 | 26,909 | 15,205 | Q2 | |
| 24 | 1,268 | 653 | 9,544 | 60,531 | 23,322 | 13,747 | Q3 | |
| 61 | 1,218 | 911 | 9,844 | 61,399 | 25,113 | 15,086 | Q4 | |
| 30 | 480 | 220 | 3,280 | 20,221 | 30,629 | 15,367 | Jan. 2012 | |
| 13 | 395 | 201 | 3,362 | 20,722 | 29,529 | 15,552 | Feb. | |
| 6 | 438 | 254 | 3,217 | 21,299 | 26,948 | 14,298 | Mar. | |
| 5 | 438 | 306 | 3,027 | 18,929 | 29,248 | 14,654 | Apr. | |
| 20 | 363 | 390 | 3,079 | 19,265 | 28,397 | 14,748 | May. | |
| 1 | 485 | 215 | 3,179 | 20,268 | 26,909 | 15,205 | Jun. | |
| 3 | 459 | 171 | 3,272 | 20,105 | 25,653 | 14,871 | Jul. | |
| 14 | 405 | 231 | 3,159 | 18,755 | 25,961 | 15,402 | Aug. | |
| 7 | 404 | 251 | 3,113 | 21,671 | 23,322 | 13,747 | Sep. | |
| 10 | 440 | 335 | 3,236 | 20,780 | 25,601 | 14,373 | Oct. | |
| 28 | 475 | 318 | 3,309 | 21,389 | 25,028 | 14,200 | Nov. | |
| 23 | 303 | 258 | 3,299 | 19,230 | 25,113 | 15,086 | Dec. | |

染色整理 Dyeing and Finishing Processes

| 年 月 | | | 加工賃 Processing fees | | | | | | |
|-----|----|--------|--------------------------|--------------------|-------------------------|--------------------|-------------------------|--------------------|-------------------------|
| | | | 加工高 Products Quantity | | | | | | |
| | | | 合計 Total | | | 精練・漂白品 Bleached | | 浸染品 Dyed | |
| | | | 計 Total | 輸出用 For exports | 国内用 For domestic use | 輸出用 For exports | 国内用 For domestic use | 輸出用 For exports | 国内用 For domestic use |
| 平成 | 20 | 年 | 174,124 | 37,838 | 136,287 | 4,383 | 16,159 | 23,586 | 74,784 |
| | 21 | | 136,981 | 28,374 | 108,607 | 3,662 | 12,325 | 17,845 | 58,168 |
| | 22 | | 137,684 | 28,419 | 109,264 | 3,436 | 12,174 | 17,779 | 58,475 |
| | 23 | | 135,303 | 28,261 | 107,042 | 3,438 | 11,580 | 19,312 | 59,846 |
| | 24 | | 127,382 | 27,739 | 99,644 | 4,043 | 11,158 | 18,215 | 54,704 |
| 平成 | 22 | 年度 | 137,398 | 28,189 | 109,209 | 3,428 | 12,124 | 18,004 | 59,112 |
| | 23 | | 134,858 | 28,669 | 106,189 | 3,400 | 11,314 | 19,763 | 59,453 |
| 24 | 年 | 1~3月 | 32,413 | 6,749 | 25,664 | 826 | 2,838 | 4,654 | 14,394 |
| | | 4~6月 | 32,535 | 7,379 | 25,156 | 979 | 2,721 | 5,010 | 14,037 |
| | | 7~9月 | 30,642 | 6,866 | 23,777 | 1,087 | 2,656 | 4,431 | 13,057 |
| | | 10~12月 | 31,792 | 6,745 | 25,047 | 1,152 | 2,943 | 4,120 | 13,215 |
| 24 | 年 | 1月 | 10,345 | 2,009 | 8,336 | 242 | 924 | 1,392 | 4,626 |
| | | 2月 | 10,766 | 2,207 | 8,558 | 262 | 975 | 1,546 | 4,848 |
| | | 3月 | 11,302 | 2,533 | 8,769 | 322 | 938 | 1,716 | 4,920 |
| | | 4月 | 10,878 | 2,515 | 8,363 | 309 | 894 | 1,749 | 4,634 |
| | | 5月 | 10,754 | 2,428 | 8,326 | 322 | 878 | 1,639 | 4,663 |
| | | 6月 | 10,903 | 2,436 | 8,467 | 348 | 948 | 1,622 | 4,740 |
| | | 7月 | 10,544 | 2,402 | 8,142 | 358 | 907 | 1,572 | 4,529 |
| | | 8月 | 9,862 | 2,149 | 7,713 | 351 | 834 | 1,398 | 4,214 |
| | | 9月 | 10,236 | 2,314 | 7,922 | 378 | 916 | 1,462 | 4,315 |
| | | 10月 | 10,761 | 2,301 | 8,461 | 376 | 951 | 1,401 | 4,441 |
| | | 11月 | 10,777 | 2,238 | 8,539 | 389 | 1,024 | 1,373 | 4,505 |
| | | 12月 | 10,254 | 2,207 | 8,048 | 386 | 968 | 1,346 | 4,270 |

| 年 月 | | | ニット生地 Knitted fabrics | | | | | | |
|-----|----|--------|--------------------------|--------------------|-------------------------|--------------------|-------------------------|--------------------|-------------------------|
| | | | 加工高 Products Quantity | | | | | | |
| | | | 合計 Total | | | 精練・漂白品 Bleached | | 浸染品 Dyed | |
| | | | 計 Total | 輸出用 For exports | 国内用 For domestic use | 輸出用 For exports | 国内用 For domestic use | 輸出用 For exports | 国内用 For domestic use |
| 平成 | 20 | 年 | 463,708 | 24,780 | 438,928 | 2,982 | 35,746 | 21,466 | 349,730 |
| | 21 | | 389,125 | 17,876 | 371,249 | 2,027 | 28,960 | 15,509 | 300,196 |
| | 22 | | 413,197 | 19,361 | 393,836 | 1,730 | 30,701 | 17,132 | 316,509 |
| | 23 | | 430,913 | 24,476 | 406,437 | 1,673 | 29,778 | 22,272 | 329,554 |
| | 24 | | 419,319 | 19,634 | 399,685 | 1,580 | 27,693 | 17,735 | 326,196 |
| 平成 | 22 | 年度 | 421,026 | 20,639 | 400,387 | 1,694 | 30,973 | 18,367 | 322,314 |
| | 23 | | 429,572 | 23,466 | 406,106 | 1,665 | 28,731 | 21,274 | 330,420 |
| 24 | 年 | 1~3月 | 102,453 | 4,834 | 97,619 | 410 | 6,560 | 4,278 | 79,823 |
| | | 4~6月 | 106,731 | 5,075 | 101,656 | 390 | 6,660 | 4,606 | 83,029 |
| | | 7~9月 | 105,223 | 4,677 | 100,546 | 394 | 7,000 | 4,233 | 81,924 |
| | | 10~12月 | 104,912 | 5,048 | 99,864 | 386 | 7,473 | 4,618 | 81,420 |
| 24 | 年 | 1月 | 32,987 | 1,543 | 31,444 | 132 | 2,120 | 1,380 | 25,764 |
| | | 2月 | 33,704 | 1,556 | 32,148 | 139 | 2,073 | 1,348 | 26,290 |
| | | 3月 | 35,762 | 1,735 | 34,027 | 139 | 2,367 | 1,550 | 27,769 |
| | | 4月 | 34,571 | 1,898 | 32,673 | 133 | 2,253 | 1,738 | 26,626 |
| | | 5月 | 35,282 | 1,615 | 33,667 | 128 | 2,166 | 1,470 | 27,596 |
| | | 6月 | 36,878 | 1,562 | 35,316 | 129 | 2,241 | 1,398 | 28,807 |
| | | 7月 | 36,862 | 1,661 | 35,201 | 135 | 2,417 | 1,508 | 28,338 |
| | | 8月 | 34,113 | 1,572 | 32,541 | 130 | 2,233 | 1,426 | 26,461 |
| | | 9月 | 34,248 | 1,444 | 32,804 | 129 | 2,350 | 1,299 | 27,125 |
| | | 10月 | 36,294 | 1,732 | 34,562 | 128 | 2,547 | 1,590 | 28,323 |
| | | 11月 | 35,424 | 1,708 | 33,716 | 131 | 2,616 | 1,561 | 27,429 |
| | | 12月 | 33,194 | 1,608 | 31,586 | 127 | 2,310 | 1,467 | 25,668 |

染色整理 Dyeing and Finishing Processes

| 加工高 Products Quantity | | | | Year and Month |
|--------------------------|-------------------------|----------------------------|-------------------------|-------------------|
| なっ染色 Printed | | 整 理 Finishing processes | | |
| 輸出用 For exports | 国内用 For domestic use | 輸出用 For exports | 国内用 For domestic use | |
| 5,795 | 22,166 | 4,072 | 23,177 | C.Y. 2008 |
| 4,156 | 19,246 | 2,711 | 18,868 | C.Y. 2009 |
| 4,099 | 19,868 | 3,105 | 18,747 | C.Y. 2010 |
| 4,497 | 19,216 | 1,014 | 16,401 | C.Y. 2011 |
| 4,586 | 18,251 | 894 | 15,531 | C.Y. 2012 |
| 4,140 | 19,795 | 2,617 | 18,177 | F.Y. 2010 |
| 4,562 | 19,151 | 944 | 16,271 | F.Y. 2011 |
| 1,073 | 4,758 | 196 | 3,674 | Q1 2012 |
| 1,145 | 4,464 | 246 | 3,933 | Q2 |
| 1,119 | 4,069 | 229 | 3,995 | Q3 |
| 1,249 | 4,960 | 224 | 3,929 | Q4 |
| 303 | 1,620 | 71 | 1,166 | Jan. 2012 |
| 337 | 1,541 | 62 | 1,194 | Feb. |
| 433 | 1,597 | 62 | 1,314 | Mar. |
| 376 | 1,540 | 81 | 1,295 | Apr. |
| 385 | 1,477 | 83 | 1,308 | May. |
| 383 | 1,448 | 83 | 1,331 | Jun. |
| 379 | 1,341 | 94 | 1,366 | Jul. |
| 340 | 1,349 | 60 | 1,317 | Aug. |
| 401 | 1,379 | 74 | 1,312 | Sep. |
| 445 | 1,683 | 79 | 1,386 | Oct. |
| 402 | 1,713 | 73 | 1,298 | Nov. |
| 402 | 1,564 | 72 | 1,245 | Dec. |

| 加工高 Products Quantity | | | | 引渡数量 Shipments Quantity | 在庫数量 Inventory Quantity | | Year and Month |
|--------------------------|-------------------------|----------------------------|-------------------------|----------------------------|--------------------------------|----------------|-------------------|
| なっ染色 Printed | | 整 理 Finishing processes | | 製品 Products | 原反（仕掛 中を含む） Non Products | 製品 Products | |
| 輸出用 For exports | 国内用 For domestic use | 輸出用 For exports | 国内用 For domestic use | | | | |
| 146 | 22,124 | 186 | 31,328 | 460,551 | 56,702 | 35,631 | C.Y. 2008 |
| 63 | 14,131 | 277 | 27,962 | 395,251 | 50,292 | 29,491 | C.Y. 2009 |
| 46 | 15,500 | 453 | 31,126 | 413,553 | 50,727 | 28,670 | C.Y. 2010 |
| 15 | 15,515 | 516 | 31,590 | 431,156 | 52,783 | 28,129 | C.Y. 2011 |
| 27 | 15,966 | 292 | 29,830 | 423,128 | 45,713 | 24,205 | C.Y. 2012 |
| 58 | 15,847 | 520 | 31,253 | 418,052 | 51,688 | 29,303 | F.Y. 2010 |
| 6 | 15,710 | 521 | 31,245 | 432,620 | 48,892 | 26,250 | F.Y. 2011 |
| 3 | 4,083 | 143 | 7,153 | 104,332 | 48,892 | 26,250 | Q1 2012 |
| 18 | 4,111 | 61 | 7,856 | 107,010 | 50,648 | 25,794 | Q2 |
| 5 | 3,662 | 45 | 7,960 | 105,749 | 47,767 | 25,268 | Q3 |
| 1 | 4,110 | 43 | 6,861 | 106,037 | 45,713 | 24,205 | Q4 |
| - | 1,172 | 31 | 2,388 | 33,242 | 52,207 | 27,874 | Jan. 2012 |
| 3 | 1,419 | 66 | 2,366 | 33,205 | 51,339 | 28,373 | Feb. |
| - | 1,492 | 46 | 2,399 | 37,885 | 48,892 | 26,250 | Mar. |
| - | 1,389 | 27 | 2,405 | 34,520 | 50,394 | 26,124 | Apr. |
| - | 1,409 | 17 | 2,496 | 35,438 | 50,334 | 25,968 | May. |
| 18 | 1,313 | 17 | 2,955 | 37,052 | 50,648 | 25,794 | Jun. |
| - | 1,427 | 18 | 3,019 | 36,944 | 50,312 | 25,712 | Jul. |
| 3 | 1,232 | 13 | 2,615 | 33,084 | 49,262 | 26,741 | Aug. |
| 2 | 1,003 | 14 | 2,326 | 35,721 | 47,767 | 25,268 | Sep. |
| - | 1,433 | 14 | 2,259 | 36,198 | 48,261 | 25,426 | Oct. |
| 1 | 1,380 | 15 | 2,291 | 36,518 | 46,888 | 24,332 | Nov. |
| - | 1,297 | 14 | 2,311 | 33,321 | 45,713 | 24,205 | Dec. |

染色整理 Dyeing and Finishing Processes

| 年 月 | | | たて編 rip knitted fabrics | | | | | | |
|-----|----|--------|----------------------------|--------------------|-------------------------|--------------------|-------------------------|--------------------|-------------------------|
| | | | 加工高 Products Quantity | | | | | | |
| | | | 合計 Total | | | 精練・漂白品 Bleached | | 浸染品 Dyed | |
| | | | 計 Total | 輸出用 For exports | 国内用 For domestic use | 輸出用 For exports | 国内用 For domestic use | 輸出用 For exports | 国内用 For domestic use |
| 平成 | 20 | 年 | 211,309 | 17,927 | 193,382 | 2,791 | 19,016 | 14,903 | 162,342 |
| | 21 | | 176,256 | 12,445 | 163,811 | 1,816 | 15,734 | 10,434 | 140,247 |
| | 22 | | 192,490 | 12,797 | 179,693 | 1,581 | 18,005 | 11,022 | 153,460 |
| | 23 | | 189,331 | 13,810 | 175,521 | 1,584 | 16,182 | 12,070 | 151,759 |
| | 24 | | 181,095 | 11,146 | 169,949 | 1,533 | 15,134 | 9,427 | 146,294 |
| 平成 | 22 | 年度 | 191,420 | 13,058 | 178,362 | 1,590 | 17,892 | 11,274 | 152,586 |
| | 23 | | 187,513 | 13,158 | 174,355 | 1,577 | 15,176 | 11,395 | 151,386 |
| 24 | 年 | 1~3月 | 45,896 | 2,917 | 42,979 | 397 | 3,190 | 2,451 | 37,611 |
| | | 4~6月 | 45,221 | 2,926 | 42,295 | 378 | 3,703 | 2,509 | 36,562 |
| | | 7~9月 | 45,077 | 2,577 | 42,500 | 381 | 4,215 | 2,157 | 36,137 |
| | | 10~12月 | 44,901 | 2,726 | 42,175 | 377 | 4,026 | 2,310 | 35,984 |
| 24 | 年 | 1月 | 14,758 | 960 | 13,798 | 131 | 1,037 | 816 | 12,057 |
| | | 2月 | 15,175 | 987 | 14,188 | 136 | 979 | 808 | 12,465 |
| | | 3月 | 15,963 | 970 | 14,993 | 130 | 1,174 | 827 | 13,089 |
| | | 4月 | 15,053 | 994 | 14,059 | 127 | 1,207 | 854 | 12,179 |
| | | 5月 | 15,010 | 999 | 14,011 | 126 | 1,217 | 860 | 12,148 |
| | | 6月 | 15,158 | 933 | 14,225 | 125 | 1,279 | 795 | 12,235 |
| | | 7月 | 15,168 | 786 | 14,382 | 128 | 1,447 | 645 | 12,205 |
| | | 8月 | 14,790 | 879 | 13,911 | 129 | 1,381 | 737 | 11,850 |
| | | 9月 | 15,119 | 912 | 14,207 | 124 | 1,387 | 775 | 12,082 |
| | | 10月 | 15,855 | 1,052 | 14,803 | 126 | 1,365 | 913 | 12,732 |
| | | 11月 | 15,017 | 883 | 14,134 | 126 | 1,385 | 744 | 12,058 |
| | | 12月 | 14,029 | 791 | 13,238 | 125 | 1,276 | 653 | 11,194 |

注：平成23年から「たて編」のうち「その他のたて編」を削除

| 年 月 | | | 丸編 Circular knitted fabrics | | | | | | |
|-----|----|--------|--------------------------------|--------------------|-------------------------|--------------------|-------------------------|--------------------|-------------------------|
| | | | 加工高 Products Quantity | | | | | | |
| | | | 合計 Total | | | 精練・漂白品 Bleached | | 浸染品 Dyed | |
| | | | 計 Total | 輸出用 For exports | 国内用 For domestic use | 輸出用 For exports | 国内用 For domestic use | 輸出用 For exports | 国内用 For domestic use |
| 平成 | 20 | 年 | 252,399 | 6,853 | 245,546 | 191 | 16,730 | 6,563 | 187,388 |
| | 21 | | 212,869 | 5,431 | 207,438 | 211 | 13,226 | 5,075 | 159,949 |
| | 22 | | 220,707 | 6,564 | 214,143 | 149 | 12,696 | 6,110 | 163,049 |
| | 23 | | 241,582 | 10,666 | 230,916 | 89 | 13,596 | 10,202 | 177,795 |
| | 24 | | 238,224 | 8,488 | 229,736 | 47 | 12,559 | 8,308 | 179,902 |
| 平成 | 22 | 年度 | 227,036 | 7,285 | 219,751 | 104 | 12,987 | 6,797 | 167,908 |
| | 23 | | 242,059 | 10,308 | 231,751 | 88 | 13,555 | 9,879 | 179,034 |
| 24 | 年 | 1~3月 | 56,557 | 1,917 | 54,640 | 13 | 3,370 | 1,827 | 42,212 |
| | | 4~6月 | 61,510 | 2,149 | 59,361 | 12 | 2,957 | 2,097 | 46,467 |
| | | 7~9月 | 60,146 | 2,100 | 58,046 | 13 | 2,785 | 2,076 | 45,787 |
| | | 10~12月 | 60,011 | 2,322 | 57,689 | 9 | 3,447 | 2,308 | 45,436 |
| 24 | 年 | 1月 | 18,229 | 583 | 17,646 | 1 | 1,083 | 564 | 13,707 |
| | | 2月 | 18,529 | 569 | 17,960 | 3 | 1,094 | 540 | 13,825 |
| | | 3月 | 19,799 | 765 | 19,034 | 9 | 1,193 | 723 | 14,680 |
| | | 4月 | 19,518 | 904 | 18,614 | 6 | 1,046 | 884 | 14,447 |
| | | 5月 | 20,272 | 616 | 19,656 | 2 | 949 | 610 | 15,448 |
| | | 6月 | 21,720 | 629 | 21,091 | 4 | 962 | 603 | 16,572 |
| | | 7月 | 21,694 | 875 | 20,819 | 7 | 970 | 863 | 16,133 |
| | | 8月 | 19,323 | 693 | 18,630 | 1 | 852 | 689 | 14,611 |
| | | 9月 | 19,129 | 532 | 18,597 | 5 | 963 | 524 | 15,043 |
| | | 10月 | 20,439 | 680 | 19,759 | 2 | 1,182 | 677 | 15,591 |
| | | 11月 | 20,407 | 825 | 19,582 | 5 | 1,231 | 817 | 15,371 |
| | | 12月 | 19,165 | 817 | 18,348 | 2 | 1,034 | 814 | 14,474 |

染色整理 Dyeing and Finishing Processes

| | | | | | | | 単位:千㎡ Unit: 1000㎡ | Year and Month |
|--------------------------|-------------------------|---------------------------|-------------------------|----------------------------|--------------------------------|----------------|----------------------|-------------------|
| 加工高 Products Quantity | | | | 引渡数量 Shipments Quantity | 在庫数量 Inventory Quantity | | | |
| なっ染色 Printed | | 整理 Finishing processes | | 製品 Products | 原反(仕掛 中を含む) Non Products | 製品 Products | | |
| 輸出用 For exports | 国内用 For domestic use | 輸出用 For exports | 国内用 For domestic use | | | | | |
| 77 | 6,886 | 156 | 5,138 | 210,802 | 33,317 | 19,553 | C.Y. 2008 | |
| 39 | 3,972 | 156 | 3,858 | 179,288 | 29,447 | 16,521 | C.Y. 2009 | |
| 38 | 4,191 | 156 | 4,037 | 192,870 | 29,647 | 16,073 | C.Y. 2010 | |
| - | 3,996 | 156 | 3,584 | 188,864 | 30,060 | 16,247 | C.Y. 2011 | |
| - | 4,938 | 186 | 3,583 | 184,078 | 26,914 | 13,087 | C.Y. 2012 | |
| 38 | 4,275 | 156 | 3,609 | 190,371 | 29,494 | 16,187 | F.Y. 2010 | |
| - | 4,240 | 186 | 3,553 | 189,013 | 29,238 | 14,687 | F.Y. 2011 | |
| - | 1,286 | 69 | 892 | 47,456 | 29,238 | 14,687 | Q1 2012 | |
| - | 1,169 | 39 | 861 | 46,392 | 29,045 | 13,339 | Q2 | |
| - | 1,246 | 39 | 902 | 45,070 | 28,015 | 13,346 | Q3 | |
| - | 1,237 | 39 | 928 | 45,160 | 26,914 | 13,087 | Q4 | |
| - | 409 | 13 | 295 | 14,522 | 30,189 | 16,483 | Jan. 2012 | |
| - | 448 | 43 | 296 | 15,350 | 30,638 | 16,308 | Feb. | |
| - | 429 | 13 | 301 | 17,584 | 29,238 | 14,687 | Mar. | |
| - | 389 | 13 | 284 | 15,587 | 28,785 | 13,976 | Apr. | |
| - | 362 | 13 | 284 | 15,415 | 29,013 | 13,571 | May. | |
| - | 418 | 13 | 293 | 15,390 | 29,045 | 13,339 | Jun. | |
| - | 420 | 13 | 310 | 15,398 | 29,086 | 13,109 | Jul. | |
| - | 381 | 13 | 299 | 13,901 | 28,507 | 13,998 | Aug. | |
| - | 445 | 13 | 293 | 15,771 | 28,015 | 13,346 | Sep. | |
| - | 406 | 13 | 300 | 15,738 | 28,053 | 13,463 | Oct. | |
| - | 381 | 13 | 310 | 15,542 | 27,132 | 12,938 | Nov. | |
| - | 450 | 13 | 318 | 13,880 | 26,914 | 13,087 | Dec. | |

| | | | | | | | 単位:千㎡ Unit: 1000㎡ | Year and Month |
|--------------------------|-------------------------|---------------------------|-------------------------|----------------------------|--------------------------------|----------------|----------------------|-------------------|
| 加工高 Products Quantity | | | | 引渡数量 Shipments Quantity | 在庫数量 Inventory Quantity | | | |
| なっ染色 Printed | | 整理 Finishing processes | | 製品 Products | 原反(仕掛 中を含む) Non Products | 製品 Products | | |
| 輸出用 For exports | 国内用 For domestic use | 輸出用 For exports | 国内用 For domestic use | | | | | |
| 69 | 15,238 | 30 | 26,190 | 249,749 | 23,385 | 16,078 | C.Y. 2008 | |
| 24 | 10,159 | 121 | 24,104 | 215,963 | 20,845 | 12,970 | C.Y. 2009 | |
| 8 | 11,309 | 297 | 27,089 | 220,683 | 21,080 | 12,597 | C.Y. 2010 | |
| 15 | 11,519 | 360 | 28,006 | 242,292 | 22,723 | 11,882 | C.Y. 2011 | |
| 27 | 11,028 | 106 | 26,247 | 239,050 | 18,799 | 11,118 | C.Y. 2012 | |
| 20 | 11,572 | 364 | 27,284 | 225,089 | 22,194 | 13,116 | F.Y. 2010 | |
| 6 | 11,470 | 335 | 27,692 | 243,607 | 19,654 | 11,563 | F.Y. 2011 | |
| 3 | 2,797 | 74 | 6,261 | 56,876 | 19,654 | 11,563 | Q1 2012 | |
| 18 | 2,942 | 22 | 6,995 | 60,618 | 21,603 | 12,455 | Q2 | |
| 5 | 2,416 | 6 | 7,058 | 60,679 | 19,752 | 11,922 | Q3 | |
| 1 | 2,873 | 4 | 5,933 | 60,877 | 18,799 | 11,118 | Q4 | |
| - | 763 | 18 | 2,093 | 18,720 | 22,018 | 11,391 | Jan. 2012 | |
| 3 | 971 | 23 | 2,070 | 17,855 | 20,701 | 12,065 | Feb. | |
| - | 1,063 | 33 | 2,098 | 20,301 | 19,654 | 11,563 | Mar. | |
| - | 1,000 | 14 | 2,121 | 18,933 | 21,609 | 12,148 | Apr. | |
| - | 1,047 | 4 | 2,212 | 20,023 | 21,321 | 12,397 | May. | |
| 18 | 895 | 4 | 2,662 | 21,662 | 21,603 | 12,455 | Jun. | |
| - | 1,007 | 5 | 2,709 | 21,546 | 21,226 | 12,603 | Jul. | |
| 3 | 851 | - | 2,316 | 19,183 | 20,755 | 12,743 | Aug. | |
| 2 | 558 | 1 | 2,033 | 19,950 | 19,752 | 11,922 | Sep. | |
| - | 1,027 | 1 | 1,959 | 20,460 | 20,208 | 11,963 | Oct. | |
| 1 | 999 | 2 | 1,981 | 20,976 | 19,756 | 11,394 | Nov. | |
| - | 847 | 1 | 1,993 | 19,441 | 18,799 | 11,118 | Dec. | |

染色整理 Dyeing and Finishing Processes

| 年 月 | | | | ニット生地加工費 Processing fees | | | | | | |
|-----|----|--------|--------|-----------------------------|--------------------|-------------------------|--------------------|-------------------------|--------------------|-------------------------|
| | | | | 加工高 Products Quantity | | | | | | |
| | | | | 合計 Total | | | 精練・漂白品 Bleached | | 浸染品 Dyed | |
| | | | | 計 Total | 輸出用 For exports | 国内用 For domestic use | 輸出用 For exports | 国内用 For domestic use | 輸出用 For exports | 国内用 For domestic use |
| 平成 | 20 | 年 | 55,830 | 2,288 | 53,541 | 207 | 2,893 | 2,051 | 44,912 | |
| | 21 | | 45,934 | 1,741 | 44,193 | 109 | 2,479 | 1,604 | 37,354 | |
| | 22 | | 48,332 | 1,921 | 46,411 | 56 | 2,488 | 1,819 | 39,016 | |
| | 23 | | 49,594 | 2,556 | 47,038 | 52 | 2,564 | 2,460 | 39,564 | |
| | 24 | | 49,328 | 1,961 | 47,368 | 46 | 2,331 | 1,891 | 40,009 | |
| 平成 | 22 | 年度 | 48,978 | 2,093 | 46,884 | 51 | 2,535 | 1,989 | 39,428 | |
| | 23 | | 49,816 | 2,400 | 47,416 | 54 | 2,530 | 2,303 | 39,930 | |
| 24 | 年 | 1~3月 | 12,164 | 458 | 11,706 | 14 | 605 | 433 | 9,878 | |
| | | 4~6月 | 12,796 | 546 | 12,250 | 10 | 567 | 529 | 10,400 | |
| | | 7~9月 | 12,311 | 472 | 11,839 | 12 | 554 | 457 | 9,987 | |
| | | 10~12月 | 12,057 | 484 | 11,573 | 10 | 605 | 471 | 9,744 | |
| 24 | 年 | 1月 | 3,864 | 154 | 3,710 | 3 | 194 | 149 | 3,133 | |
| | | 2月 | 4,030 | 144 | 3,887 | 5 | 195 | 132 | 3,281 | |
| | | 3月 | 4,270 | 161 | 4,109 | 6 | 216 | 152 | 3,464 | |
| | | 4月 | 4,176 | 189 | 3,987 | 4 | 198 | 183 | 3,374 | |
| | | 5月 | 4,162 | 170 | 3,993 | 3 | 177 | 166 | 3,411 | |
| | | 6月 | 4,458 | 188 | 4,270 | 3 | 193 | 180 | 3,616 | |
| | | 7月 | 4,391 | 175 | 4,216 | 6 | 192 | 168 | 3,529 | |
| | | 8月 | 3,992 | 157 | 3,835 | 3 | 175 | 153 | 3,225 | |
| | | 9月 | 3,927 | 140 | 3,788 | 3 | 186 | 136 | 3,232 | |
| | | 10月 | 4,160 | 163 | 3,997 | 4 | 207 | 159 | 3,367 | |
| | | 11月 | 4,054 | 167 | 3,887 | 3 | 214 | 163 | 3,265 | |
| | | 12月 | 3,842 | 153 | 3,689 | 3 | 184 | 149 | 3,112 | |

| 年 月 | | | | 毛 布 Blankets | | | | | | |
|-----|----|--------|-------|--------------------------|--------------------|-------------------------|--------------------|-------------------------|--------------------|-------------------------|
| | | | | 加工高 Products Quantity | | | | | | |
| | | | | 合計 Total | | | 精練・漂白品 Bleached | | 浸染品 Dyed | |
| | | | | 計 Total | 輸出用 For exports | 国内用 For domestic use | 輸出用 For exports | 国内用 For domestic use | 輸出用 For exports | 国内用 For domestic use |
| 平成 | 20 | 年 | 4,645 | - | 4,645 | - | 592 | - | 884 | |
| | 21 | | 4,267 | - | 4,267 | - | 561 | - | 858 | |
| | 22 | | 3,849 | - | 3,849 | - | 385 | - | 813 | |
| | 23 | | 3,808 | - | 3,808 | - | 457 | - | 902 | |
| | 24 | | 3,732 | - | 3,732 | - | 433 | - | 860 | |
| 平成 | 22 | 年度 | 3,928 | - | 3,928 | - | 352 | - | 827 | |
| | 23 | | 3,850 | - | 3,850 | - | 481 | - | 908 | |
| 24 | 年 | 1~3月 | 780 | - | 780 | - | 111 | - | 216 | |
| | | 4~6月 | 974 | - | 974 | - | 114 | - | 211 | |
| | | 7~9月 | 1,044 | - | 1,044 | - | 110 | - | 218 | |
| | | 10~12月 | 934 | - | 934 | - | 98 | - | 215 | |
| 24 | 年 | 1月 | 247 | - | 247 | - | 30 | - | 74 | |
| | | 2月 | 250 | - | 250 | - | 41 | - | 73 | |
| | | 3月 | 283 | - | 283 | - | 40 | - | 69 | |
| | | 4月 | 292 | - | 292 | - | 40 | - | 70 | |
| | | 5月 | 329 | - | 329 | - | 34 | - | 68 | |
| | | 6月 | 353 | - | 353 | - | 40 | - | 73 | |
| | | 7月 | 368 | - | 368 | - | 43 | - | 69 | |
| | | 8月 | 347 | - | 347 | - | 38 | - | 72 | |
| | | 9月 | 329 | - | 329 | - | 29 | - | 77 | |
| | | 10月 | 363 | - | 363 | - | 36 | - | 71 | |
| | | 11月 | 334 | - | 334 | - | 30 | - | 74 | |
| | | 12月 | 237 | - | 237 | - | 32 | - | 70 | |

染色整理 Dyeing and Finishing Processes

| | | | | 単位:百万円 Unit: Million yen | | Year and Month |
|--------------------------|-------------------------|----------------------------|-------------------------|-----------------------------|--|----------------|
| 加工高 Products Quantity | | | | | | |
| なっ染色 Printed | | 整 理 Finishing processes | | | | |
| 輸出用 For exports | 国内用 For domestic use | 輸出用 For exports | 国内用 For domestic use | | | |
| 20 | 4,143 | 11 | 1,593 | C.Y. 2008 | | |
| 8 | 2,728 | 20 | 1,631 | C.Y. 2009 | | |
| 4 | 3,000 | 42 | 1,906 | C.Y. 2010 | | |
| 0 | 2,862 | 44 | 2,049 | C.Y. 2011 | | |
| 3 | 3,056 | 21 | 1,972 | C.Y. 2012 | | |
| 4 | 3,008 | 49 | 1,914 | F.Y. 2010 | | |
| 0 | 2,910 | 43 | 2,045 | F.Y. 2011 | | |
| 0 | 786 | 12 | 437 | Q1 2012 | | |
| 3 | 742 | 4 | 539 | Q2 | | |
| 0 | 714 | 3 | 585 | Q3 | | |
| 0 | 813 | 2 | 411 | Q4 | | |
| - | 241 | 2 | 141 | Jan. 2012 | | |
| 0 | 266 | 6 | 145 | Feb. | | |
| 0 | 278 | 3 | 151 | Mar. | | |
| 0 | 263 | 2 | 152 | Apr. | | |
| - | 239 | 1 | 166 | May. | | |
| 3 | 240 | 1 | 222 | Jun. | | |
| 0 | 266 | 1 | 229 | Jul. | | |
| 0 | 239 | 1 | 196 | Aug. | | |
| 0 | 209 | 1 | 160 | Sep. | | |
| 0 | 281 | 1 | 142 | Oct. | | |
| 0 | 273 | 1 | 135 | Nov. | | |
| - | 259 | 1 | 134 | Dec. | | |

| | | | | 単位:千㎡ Unit: 1000㎡ | | | Year and Month |
|--------------------------|-------------------------|----------------------------|-------------------------|-----------------------------|---------------------------------|----------------|----------------|
| 加工高 Products Quantity | | | | 引渡 数量 Shipments Quantity | 在庫数量 Inventory Quantity | | |
| なっ染色 Printed | | 整 理 Finishing processes | | 製品 Products | 原反 (仕掛 中を含む) Non Products | 製品 Products | |
| 輸出用 For exports | 国内用 For domestic use | 輸出用 For exports | 国内用 For domestic use | | | | |
| - | 3,022 | - | 147 | 4,647 | 85 | - | C.Y. 2008 |
| - | 2,700 | - | 148 | 4,266 | 98 | 1 | C.Y. 2009 |
| - | 2,535 | - | 116 | 3,849 | 46 | 1 | C.Y. 2010 |
| - | 2,279 | - | 170 | 3,808 | 46 | 1 | C.Y. 2011 |
| - | 2,302 | - | 137 | 3,731 | 40 | 2 | C.Y. 2012 |
| - | 2,616 | - | 133 | 3,928 | 33 | 1 | F.Y. 2010 |
| - | 2,295 | - | 166 | 3,849 | 32 | 2 | F.Y. 2011 |
| - | 420 | - | 33 | 779 | 32 | 2 | Q1 2012 |
| - | 623 | - | 26 | 974 | 37 | 2 | Q2 |
| - | 674 | - | 42 | 1,044 | 37 | 2 | Q3 |
| - | 585 | - | 36 | 934 | 40 | 2 | Q4 |
| - | 128 | - | 15 | 246 | 46 | 2 | Jan. 2012 |
| - | 125 | - | 11 | 251 | 32 | 1 | Feb. |
| - | 167 | - | 7 | 282 | 32 | 2 | Mar. |
| - | 174 | - | 8 | 292 | 28 | 2 | Apr. |
| - | 220 | - | 7 | 330 | 34 | 1 | May. |
| - | 229 | - | 11 | 352 | 37 | 2 | Jun. |
| - | 243 | - | 13 | 367 | 39 | 3 | Jul. |
| - | 224 | - | 13 | 348 | 37 | 2 | Aug. |
| - | 207 | - | 16 | 329 | 37 | 2 | Sep. |
| - | 244 | - | 12 | 363 | 38 | 2 | Oct. |
| - | 215 | - | 15 | 335 | 40 | 1 | Nov. |
| - | 126 | - | 9 | 236 | 40 | 2 | Dec. |

染色整理 Dyeing and Finishing Processes

| 年 月 | | | 毛布加工費 Processing fees | | | | | | |
|-----|----|--------|--------------------------|--------------------|-------------------------|--------------------|-------------------------|--------------------|-------------------------|
| | | | 加工高 Products Quantity | | | | | | |
| | | | 合計 Total | | | 精練・漂白品 Bleached | | 浸染品 Dyed | |
| | | | 計 Total | 輸出用 For exports | 国内用 For domestic use | 輸出用 For exports | 国内用 For domestic use | 輸出用 For exports | 国内用 For domestic use |
| 平成 | 20 | 年 | 831 | - | 831 | - | 129 | - | 111 |
| | 21 | | 748 | - | 748 | - | 111 | - | 110 |
| | 22 | | 662 | - | 662 | - | 79 | - | 91 |
| | 23 | | 664 | - | 664 | - | 86 | - | 105 |
| | 24 | | 646 | - | 646 | - | 78 | - | 97 |
| 平成 | 22 | 年度 | 672 | - | 672 | - | 72 | - | 94 |
| | 23 | | 673 | - | 673 | - | 90 | - | 105 |
| 24 | 年 | 1~3月 | 137 | - | 137 | - | 20 | - | 25 |
| | | 4~6月 | 166 | - | 166 | - | 18 | - | 23 |
| | | 7~9月 | 180 | - | 180 | - | 20 | - | 25 |
| | | 10~12月 | 163 | - | 163 | - | 20 | - | 25 |
| 24 | 年 | 1月 | 44 | - | 44 | - | 5 | - | 9 |
| | | 2月 | 44 | - | 44 | - | 6 | - | 8 |
| | | 3月 | 49 | - | 49 | - | 8 | - | 7 |
| | | 4月 | 51 | - | 51 | - | 7 | - | 8 |
| | | 5月 | 56 | - | 56 | - | 5 | - | 7 |
| | | 6月 | 58 | - | 58 | - | 6 | - | 8 |
| | | 7月 | 63 | - | 63 | - | 8 | - | 7 |
| | | 8月 | 60 | - | 60 | - | 7 | - | 8 |
| | | 9月 | 57 | - | 57 | - | 5 | - | 9 |
| | | 10月 | 62 | - | 62 | - | 6 | - | 9 |
| | | 11月 | 58 | - | 58 | - | 6 | - | 8 |
| | | 12月 | 43 | - | 43 | - | 8 | - | 8 |

染色整理 Dyeing and Finishing Processes

| 加工高 Products Quantity | | | | Year and Month |
|--------------------------|-------------------------|----------------------------|-------------------------|-------------------|
| なっ染色 Printed | | 整 理 Finishing processes | | |
| 輸出用 For exports | 国内用 For domestic use | 輸出用 For exports | 国内用 For domestic use | |
| - | 540 | - | 51 | C.Y. 2008 |
| - | 478 | - | 49 | C.Y. 2009 |
| - | 449 | - | 43 | C.Y. 2010 |
| - | 412 | - | 61 | C.Y. 2011 |
| - | 420 | - | 51 | C.Y. 2012 |
| - | 458 | - | 48 | F.Y. 2010 |
| - | 417 | - | 60 | F.Y. 2011 |
| - | 80 | - | 13 | Q1 2012 |
| - | 114 | - | 10 | Q2 |
| - | 121 | - | 15 | Q3 |
| - | 105 | - | 13 | Q4 |
| - | 24 | - | 6 | Jan. 2012 |
| - | 25 | - | 4 | Feb. |
| - | 31 | - | 3 | Mar. |
| - | 33 | - | 3 | Apr. |
| - | 41 | - | 3 | May. |
| - | 40 | - | 4 | Jun. |
| - | 44 | - | 4 | Jul. |
| - | 40 | - | 5 | Aug. |
| - | 37 | - | 6 | Sep. |
| - | 42 | - | 4 | Oct. |
| - | 38 | - | 5 | Nov. |
| - | 24 | - | 3 | Dec. |

ニット生地 Knit fabrics

| 年 月 | | | ニット生地合計 1～4 Knit fabrics total | | | | 単位(Unit):トン(t) | | Year and Month |
|-----|----|--------|-----------------------------------|--|--------------------------------|-----------------------------|---------------------------------|-----------|----------------|
| | | | 生産数量 Production Quantity | | | 受入数量 Receipt Quantity | 消費数量 Consumption Quantity | | |
| | | | 計 Total | たて編・横編 Wrap knit and weft knit fabrics | 丸編 Circular knit fabrics | | | | |
| 平成 | 20 | 年 | 81,945 | 39,345 | 42,600 | 3,179 | 3,284 | C.Y. 2008 | |
| | 21 | | 59,832 | 30,422 | 29,410 | 2,923 | 2,777 | C.Y. 2009 | |
| | 22 | | 66,896 | 37,862 | 29,030 | 2,750 | 2,702 | C.Y. 2010 | |
| | 23 | | 64,428 | 34,968 | 29,460 | 1,136 | 2,950 | C.Y. 2011 | |
| | 24 | | 62,351 | 30,935 | 31,415 | 1,274 | 2,852 | C.Y. 2012 | |
| 平成 | 22 | 年度 | 66,919 | 37,242 | 29,673 | 2,499 | 2,848 | F.Y. 2010 | |
| | 23 | | 64,133 | 33,689 | 30,444 | 1,244 | 2,959 | F.Y. 2011 | |
| 24 | 年 | 1～3月 | 15,907 | 7,738 | 8,169 | 414 | 700 | Q1 2012 | |
| | | 4～6月 | 16,144 | 7,852 | 8,291 | 375 | 747 | Q2 | |
| | | 7～9月 | 15,473 | 7,834 | 7,639 | 253 | 698 | Q3 | |
| | | 10～12月 | 14,828 | 7,512 | 7,316 | 231 | 706 | Q4 | |
| 24 | 年 | 1月 | 5,045 | 2,446 | 2,599 | 231 | 212 | Jan. 2012 | |
| | | 2月 | 5,355 | 2,596 | 2,759 | 83 | 235 | Feb. | |
| | | 3月 | 5,507 | 2,697 | 2,810 | 100 | 253 | Mar. | |
| | | 4月 | 5,396 | 2,566 | 2,829 | 143 | 255 | Apr. | |
| | | 5月 | 5,237 | 2,560 | 2,677 | 122 | 244 | May | |
| | | 6月 | 5,511 | 2,726 | 2,785 | 111 | 249 | Jun. | |
| | | 7月 | 5,412 | 2,676 | 2,737 | 118 | 243 | Jul. | |
| | | 8月 | 4,966 | 2,553 | 2,413 | 77 | 216 | Aug. | |
| | | 9月 | 5,094 | 2,605 | 2,489 | 59 | 240 | Sep. | |
| | | 10月 | 5,381 | 2,643 | 2,738 | 81 | 280 | Oct. | |
| | | 11月 | 4,996 | 2,543 | 2,453 | 76 | 224 | Nov. | |
| | | 12月 | 4,450 | 2,325 | 2,125 | 75 | 202 | Dec. | |

| 年 月 | | | ニット生地合計 1～4 Knit fabrics total | | | | 単位(Unit):トン(t) | | Year and Month |
|----------------|-------------------------------|--------|-----------------------------------|--------------|--------|---------------|-------------------------------|-----------|----------------|
| | | | 出荷数量 Shipments Quantity | | | | 在庫数量 Inventory Quantity | | |
| | | | 計 total | 販 売 Sales | | その他 Others | | | |
| 数量 Quantity | 金額(百万円) Value(Million yen) | | | | | | | | |
| 平成 | 20 | 年 | 81,467 | 46,262 | 24,056 | 35,205 | 3,616 | C.Y. 2008 | |
| | 21 | | 59,921 | 35,605 | 18,894 | 24,315 | 2,959 | C.Y. 2009 | |
| | 22 | | 67,032 | 38,834 | 19,082 | 28,198 | 3,135 | C.Y. 2010 | |
| | 23 | | 62,484 | 37,434 | 19,744 | 25,050 | 3,086 | C.Y. 2011 | |
| | 24 | | 60,763 | 40,430 | 19,888 | 20,333 | 2,556 | C.Y. 2012 | |
| 平成 | 22 | 年度 | 66,402 | 38,878 | 19,230 | 27,524 | 3,071 | F.Y. 2010 | |
| | 23 | | 62,331 | 38,314 | 20,061 | 24,017 | 2,380 | F.Y. 2011 | |
| 24 | 年 | 1～3月 | 15,609 | 10,230 | 5,080 | 5,379 | 2,380 | Q1 2012 | |
| | | 4～6月 | 15,722 | 10,439 | 5,356 | 5,283 | 2,666 | Q2 | |
| | | 7～9月 | 15,074 | 10,177 | 4,766 | 4,897 | 2,606 | Q3 | |
| | | 10～12月 | 14,359 | 9,584 | 4,686 | 4,775 | 2,556 | Q4 | |
| 24 | 年 | 1月 | 4,965 | 3,207 | 1,649 | 1,757 | 2,705 | Jan. 2012 | |
| | | 2月 | 5,238 | 3,412 | 1,657 | 1,826 | 2,658 | Feb. | |
| | | 3月 | 5,405 | 3,610 | 1,774 | 1,795 | 2,380 | Mar. | |
| | | 4月 | 5,217 | 3,467 | 1,827 | 1,750 | 2,677 | Apr. | |
| | | 5月 | 5,143 | 3,381 | 1,733 | 1,762 | 2,658 | May | |
| | | 6月 | 5,361 | 3,591 | 1,796 | 1,770 | 2,666 | Jun. | |
| | | 7月 | 5,234 | 3,543 | 1,718 | 1,691 | 2,715 | Jul. | |
| | | 8月 | 4,855 | 3,278 | 1,496 | 1,576 | 2,674 | Aug. | |
| | | 9月 | 4,985 | 3,356 | 1,551 | 1,629 | 2,606 | Sep. | |
| | | 10月 | 5,186 | 3,437 | 1,634 | 1,748 | 2,596 | Oct. | |
| | | 11月 | 4,850 | 3,260 | 1,569 | 1,589 | 2,598 | Nov. | |
| | | 12月 | 4,324 | 2,886 | 1,483 | 1,438 | 2,556 | Dec. | |

ニット生地 Knit fabrics

| 年 月 | | | 1 綿生地 Cotton fabrics | | | | 単位(Unit):トン(t) | | Year and Month |
|-----|----|--------|-----------------------------|--|--------------------------------|-----------------------------|---------------------------------|-----------|----------------|
| | | | 生産数量 Production Quantity | | | 受入数量 Receipt Quantity | 消費数量 Consumption Quantity | | |
| | | | 計 Total | たて編・横編 Wrap knit and weft knit fabrics | 丸編 Circular knit fabrics | | | | |
| 平成 | 20 | 年 | 20,458 | 513 | 19,946 | 2,731 | 3,151 | C.Y. 2008 | |
| | 21 | | 15,548 | 459 | 15,089 | 2,500 | 2,659 | C.Y. 2009 | |
| | 22 | | 13,910 | 335 | 13,575 | 2,589 | 2,579 | C.Y. 2010 | |
| | 23 | | 13,805 | 307 | 13,497 | 906 | 2,782 | C.Y. 2011 | |
| | 24 | | 12,642 | 147 | 12,494 | 884 | 2,692 | C.Y. 2012 | |
| 平成 | 22 | 年度 | 14,120 | 341 | 13,779 | 2,325 | 2,714 | F.Y. 2010 | |
| | 23 | | 13,660 | 274 | 13,387 | 824 | 2,792 | F.Y. 2011 | |
| 24 | 年 | 1~3月 | 3,360 | 43 | 3,317 | 179 | 669 | Q1 2012 | |
| | | 4~6月 | 3,319 | 43 | 3,276 | 313 | 714 | Q2 | |
| | | 7~9月 | 2,908 | 30 | 2,878 | 197 | 653 | Q3 | |
| | | 10~12月 | 3,054 | 31 | 3,023 | 196 | 655 | Q4 | |
| 24 | 年 | 1月 | 1,048 | 15 | 1,033 | 35 | 202 | Jan. 2012 | |
| | | 2月 | 1,154 | 14 | 1,140 | 67 | 225 | Feb. | |
| | | 3月 | 1,158 | 14 | 1,144 | 77 | 242 | Mar. | |
| | | 4月 | 1,148 | 16 | 1,131 | 118 | 246 | Apr. | |
| | | 5月 | 1,070 | 14 | 1,056 | 102 | 233 | May | |
| | | 6月 | 1,102 | 13 | 1,089 | 94 | 236 | Jun. | |
| | | 7月 | 1,028 | 10 | 1,018 | 98 | 229 | Jul. | |
| | | 8月 | 948 | 10 | 938 | 61 | 202 | Aug. | |
| | | 9月 | 932 | 10 | 922 | 38 | 221 | Sep. | |
| | | 10月 | 1,106 | 12 | 1,094 | 70 | 260 | Oct. | |
| | | 11月 | 1,022 | 10 | 1,012 | 62 | 208 | Nov. | |
| | | 12月 | 925 | 8 | 917 | 63 | 187 | Dec. | |

| 年 月 | | | 1 綿生地 Cotton fabrics | | | | 単位(Unit):トン(t) | | Year and Month |
|----------------|-------------------------------|--------|----------------------------|--------------|-------|-------------------------------|----------------|-----------|----------------|
| | | | 出荷数量 Shipments Quantity | | | 在庫数量 Inventory Quantity | | | |
| | | | 計 total | 販 売 Sales | | | その他 Others | | |
| 数量 Quantity | 金額(百万円) Value(Million yen) | | | | | | | | |
| 平成 | 20 | 年 | 19,855 | 12,000 | 8,320 | 7,855 | 1,260 | C.Y. 2008 | |
| | 21 | | 15,480 | 9,353 | 6,729 | 6,128 | 967 | C.Y. 2009 | |
| | 22 | | 13,939 | 8,156 | 6,256 | 5,784 | 1,102 | C.Y. 2010 | |
| | 23 | | 11,659 | 7,713 | 6,353 | 3,945 | 1,292 | C.Y. 2011 | |
| | 24 | | 10,995 | 7,334 | 6,340 | 3,660 | 1,087 | C.Y. 2012 | |
| 平成 | 22 | 年度 | 13,406 | 8,081 | 6,252 | 5,325 | 1,195 | F.Y. 2010 | |
| | 23 | | 11,640 | 7,671 | 6,397 | 3,969 | 971 | F.Y. 2011 | |
| 24 | 年 | 1~3月 | 2,947 | 1,946 | 1,673 | 1,002 | 971 | Q1 2012 | |
| | | 4~6月 | 2,893 | 1,874 | 1,658 | 1,019 | 1,217 | Q2 | |
| | | 7~9月 | 2,534 | 1,732 | 1,483 | 802 | 1,124 | Q3 | |
| | | 10~12月 | 2,620 | 1,782 | 1,525 | 838 | 1,087 | Q4 | |
| 24 | 年 | 1月 | 960 | 625 | 546 | 336 | 1,208 | Jan. 2012 | |
| | | 2月 | 981 | 668 | 559 | 313 | 1,219 | Feb. | |
| | | 3月 | 1,006 | 653 | 568 | 353 | 971 | Mar. | |
| | | 4月 | 994 | 628 | 563 | 366 | 1,226 | Apr. | |
| | | 5月 | 966 | 618 | 541 | 348 | 1,197 | May | |
| | | 6月 | 934 | 628 | 554 | 305 | 1,217 | Jun. | |
| | | 7月 | 895 | 594 | 518 | 301 | 1,206 | Jul. | |
| | | 8月 | 804 | 555 | 467 | 248 | 1,207 | Aug. | |
| | | 9月 | 835 | 583 | 498 | 252 | 1,124 | Sep. | |
| | | 10月 | 934 | 639 | 538 | 295 | 1,105 | Oct. | |
| | | 11月 | 882 | 597 | 517 | 285 | 1,091 | Nov. | |
| | | 12月 | 804 | 546 | 470 | 258 | 1,087 | Dec. | |

ニット生地 Knit fabrics

| 年 月 | | | 2 毛生地 Wool fabrics | | | | 単位(Unit):トン(t) | | Year and Month |
|-----|----|--------|--|--------------------------------|-----|-----------------------------|---------------------------------|------------|----------------|
| | | | 生産数量 Production Quantity | | | 受入数量 Receipt Quantity | 消費数量 Consumption Quantity | 計 Total | |
| | | | たて編・横編 Wrap knit and weft knit fabrics | 丸編 Circular knit fabrics | | | | | |
| 平成 | 20 | 年 | 413 | 23 | 390 | - | 23 | C.Y. 2008 | |
| | 21 | | 420 | 21 | 400 | - | 21 | C.Y. 2009 | |
| | 22 | | 563 | 24 | 539 | - | 40 | C.Y. 2010 | |
| | 23 | | 517 | 27 | 490 | - | 43 | C.Y. 2011 | |
| | 24 | | 508 | 21 | 487 | - | 41 | C.Y. 2012 | |
| 平成 | 22 | 年度 | 553 | 24 | 529 | - | 40 | F.Y. 2010 | |
| | 23 | | 535 | 27 | 507 | - | 44 | F.Y. 2011 | |
| 24 | 年 | 1~3月 | 110 | 2 | 108 | - | 3 | Q1 2012 | |
| | | 4~6月 | 162 | 2 | 161 | - | 2 | Q2 | |
| | | 7~9月 | 133 | 8 | 125 | - | 18 | Q3 | |
| | | 10~12月 | 103 | 9 | 94 | - | 18 | Q4 | |
| 24 | 年 | 1月 | 31 | 2 | 29 | - | 2 | Jan. 2012 | |
| | | 2月 | 38 | 0 | 38 | - | 0 | Feb. | |
| | | 3月 | 41 | 0 | 41 | - | 0 | Mar. | |
| | | 4月 | 51 | 0 | 51 | - | 0 | Apr. | |
| | | 5月 | 54 | 1 | 53 | - | 0 | May | |
| | | 6月 | 58 | 1 | 57 | - | 1 | Jun. | |
| | | 7月 | 56 | 2 | 54 | - | 4 | Jul. | |
| | | 8月 | 43 | 3 | 40 | - | 6 | Aug. | |
| | | 9月 | 34 | 3 | 31 | - | 9 | Sep. | |
| | | 10月 | 38 | 3 | 36 | - | 7 | Oct. | |
| | | 11月 | 29 | 3 | 26 | - | 6 | Nov. | |
| | | 12月 | 36 | 3 | 32 | - | 5 | Dec. | |

| 年 月 | | | 2 毛生地 Wool fabrics | | | | 単位(Unit):トン(t) | | Year and Month |
|-----|----|--------|----------------------------|-------------------------------|---------------|-------------------------------|----------------|-----------|----------------|
| | | | 出荷数量 Shipments Quantity | | | 在庫数量 Inventory Quantity | 計 total | | |
| | | | 販 売 Sales | | その他 Others | | | | |
| | | | 数量 Quantity | 金額(百万円) Value(Million yen) | | | | | |
| 平成 | 20 | 年 | 390 | 208 | 597 | 182 | 1 | C.Y. 2008 | |
| | 21 | | 404 | 221 | 352 | 183 | 1 | C.Y. 2009 | |
| | 22 | | 522 | 262 | 446 | 260 | 2 | C.Y. 2010 | |
| | 23 | | 458 | 251 | 555 | 207 | 7 | C.Y. 2011 | |
| | 24 | | 462 | 224 | 524 | 239 | 2 | C.Y. 2012 | |
| 平成 | 22 | 年度 | 520 | 269 | 470 | 251 | 1 | F.Y. 2010 | |
| | 23 | | 468 | 251 | 578 | 218 | 1 | F.Y. 2011 | |
| 24 | 年 | 1~3月 | 98 | 46 | 111 | 52 | 1 | Q1 2012 | |
| | | 4~6月 | 165 | 83 | 198 | 82 | 2 | Q2 | |
| | | 7~9月 | 118 | 55 | 126 | 64 | 2 | Q3 | |
| | | 10~12月 | 81 | 40 | 89 | 41 | 2 | Q4 | |
| 24 | 年 | 1月 | 21 | 9 | 22 | 11 | 1 | Jan. 2012 | |
| | | 2月 | 31 | 16 | 39 | 15 | 1 | Feb. | |
| | | 3月 | 46 | 21 | 50 | 26 | 1 | Mar. | |
| | | 4月 | 49 | 30 | 72 | 19 | 1 | Apr. | |
| | | 5月 | 56 | 28 | 67 | 28 | 2 | May | |
| | | 6月 | 60 | 25 | 59 | 35 | 2 | Jun. | |
| | | 7月 | 59 | 24 | 58 | 35 | 2 | Jul. | |
| | | 8月 | 31 | 18 | 42 | 14 | 2 | Aug. | |
| | | 9月 | 28 | 13 | 27 | 15 | 2 | Sep. | |
| | | 10月 | 25 | 13 | 27 | 12 | 2 | Oct. | |
| | | 11月 | 28 | 10 | 20 | 18 | 2 | Nov. | |
| | | 12月 | 28 | 17 | 42 | 11 | 2 | Dec. | |

ニット生地 Knit fabrics

| 年 月 | | | 3 合成繊維生地 ①～④ Synthetic fiber fabrics | | | | 単位(Unit):トン(t) | | Year and Month |
|-----|----|--------|---|--|--------------------------------|-----------------------------|---------------------------------|-----------|----------------|
| | | | 生産数量 Production Quantity | | | 受入数量 Receipt Quantity | 消費数量 Consumption Quantity | | |
| | | | 計 Total | たて編・横編 Wrap knit and weft knit fabrics | 丸編 Circular knit fabrics | | | | |
| 平成 | 20 | 年 | 58,753 | 38,627 | 20,126 | 396 | 110 | C.Y. 2008 | |
| | 21 | | 42,756 | 29,841 | 12,915 | 371 | 98 | C.Y. 2009 | |
| | 22 | | 51,460 | 37,371 | 14,085 | 109 | 81 | C.Y. 2010 | |
| | 23 | | 49,325 | 34,467 | 14,858 | 230 | 121 | C.Y. 2011 | |
| | 24 | | 48,454 | 30,678 | 17,777 | 389 | 114 | C.Y. 2012 | |
| 平成 | 22 | 年度 | 51,311 | 36,736 | 14,571 | 130 | 91 | F.Y. 2010 | |
| | 23 | | 49,155 | 33,237 | 15,917 | 420 | 118 | F.Y. 2011 | |
| 24 | 年 | 1～3月 | 12,242 | 7,672 | 4,570 | 235 | 27 | Q1 2012 | |
| | | 4～6月 | 12,480 | 7,775 | 4,705 | 62 | 28 | Q2 | |
| | | 7～9月 | 12,264 | 7,779 | 4,485 | 56 | 27 | Q3 | |
| | | 10～12月 | 11,468 | 7,451 | 4,017 | 36 | 33 | Q4 | |
| 24 | 年 | 1月 | 3,897 | 2,422 | 1,475 | 196 | 7 | Jan. 2012 | |
| | | 2月 | 4,102 | 2,576 | 1,526 | 17 | 10 | Feb. | |
| | | 3月 | 4,243 | 2,674 | 1,569 | 23 | 9 | Mar. | |
| | | 4月 | 4,135 | 2,541 | 1,593 | 25 | 8 | Apr. | |
| | | 5月 | 4,053 | 2,535 | 1,519 | 20 | 10 | May | |
| | | 6月 | 4,292 | 2,700 | 1,593 | 18 | 10 | Jun. | |
| | | 7月 | 4,277 | 2,657 | 1,619 | 20 | 9 | Jul. | |
| | | 8月 | 3,920 | 2,534 | 1,385 | 16 | 8 | Aug. | |
| | | 9月 | 4,068 | 2,587 | 1,481 | 21 | 10 | Sep. | |
| | | 10月 | 4,162 | 2,621 | 1,541 | 11 | 12 | Oct. | |
| | | 11月 | 3,880 | 2,524 | 1,357 | 14 | 11 | Nov. | |
| | | 12月 | 3,426 | 2,307 | 1,119 | 11 | 10 | Dec. | |

| 年 月 | | | 3 合成繊維生地 ①～④ Synthetic fiber fabrics | | | | 単位(Unit):トン(t) | | Year and Month |
|----------------|-------------------------------|--------|---|--------------|--------|---------------|-------------------------------|-----------|----------------|
| | | | 出荷数量 Shipments Quantity | | | | 在庫数量 Inventory Quantity | | |
| | | | 計 total | 販 売 Sales | | その他 Others | | | |
| 数量 Quantity | 金額(百万円) Value(Million yen) | | | | | | | | |
| 平成 | 20 | 年 | 58,870 | 32,223 | 13,609 | 26,647 | 2,266 | C.Y. 2008 | |
| | 21 | | 42,877 | 24,977 | 10,604 | 17,900 | 1,915 | C.Y. 2009 | |
| | 22 | | 51,554 | 29,545 | 11,321 | 22,009 | 1,984 | C.Y. 2010 | |
| | 23 | | 49,607 | 28,892 | 12,243 | 20,715 | 1,748 | C.Y. 2011 | |
| | 24 | | 48,549 | 32,312 | 12,408 | 16,237 | 1,443 | C.Y. 2012 | |
| 平成 | 22 | 年度 | 51,501 | 29,707 | 11,534 | 21,793 | 1,834 | F.Y. 2010 | |
| | 23 | | 49,443 | 29,813 | 12,471 | 19,630 | 1,384 | F.Y. 2011 | |
| 24 | 年 | 1～3月 | 12,348 | 8,098 | 3,133 | 4,250 | 1,384 | Q1 2012 | |
| | | 4～6月 | 12,491 | 8,337 | 3,340 | 4,154 | 1,425 | Q2 | |
| | | 7～9月 | 12,263 | 8,261 | 3,022 | 4,002 | 1,455 | Q3 | |
| | | 10～12月 | 11,447 | 7,616 | 2,913 | 3,831 | 1,443 | Q4 | |
| 24 | 年 | 1月 | 3,897 | 2,524 | 1,020 | 1,373 | 1,473 | Jan. 2012 | |
| | | 2月 | 4,162 | 2,683 | 1,006 | 1,479 | 1,416 | Feb. | |
| | | 3月 | 4,289 | 2,892 | 1,107 | 1,398 | 1,384 | Mar. | |
| | | 4月 | 4,112 | 2,760 | 1,135 | 1,352 | 1,426 | Apr. | |
| | | 5月 | 4,063 | 2,686 | 1,070 | 1,378 | 1,438 | May | |
| | | 6月 | 4,315 | 2,891 | 1,135 | 1,424 | 1,425 | Jun. | |
| | | 7月 | 4,235 | 2,883 | 1,097 | 1,352 | 1,483 | Jul. | |
| | | 8月 | 3,965 | 2,664 | 944 | 1,301 | 1,441 | Aug. | |
| | | 9月 | 4,063 | 2,714 | 981 | 1,349 | 1,455 | Sep. | |
| | | 10月 | 4,153 | 2,732 | 1,008 | 1,421 | 1,464 | Oct. | |
| | | 11月 | 3,873 | 2,604 | 982 | 1,268 | 1,480 | Nov. | |
| | | 12月 | 3,421 | 2,279 | 923 | 1,142 | 1,443 | Dec. | |

ニット生地 Knit fabrics

| 年 月 | | | ① ナイロン Nylon | | | Year and Month |
|-----|----|--------|-----------------------------|--------------------------|------------------------------|----------------|
| | | | 生産数量 Production Quantity | 受入数量 Receipt Quantity | 消費数量 Consumption Quantity | |
| 平成 | 20 | 年 | 7,208 | 7 | - | C.Y. 2008 |
| | 21 | | 5,874 | 8 | - | C.Y. 2009 |
| | 22 | | 6,911 | 8 | - | C.Y. 2010 |
| | 23 | | 6,540 | 19 | - | C.Y. 2011 |
| | 24 | | 5,879 | 11 | - | C.Y. 2012 |
| 平成 | 22 | 年度 | 7,110 | 12 | - | F.Y. 2010 |
| | 23 | | 6,267 | 16 | - | F.Y. 2011 |
| 24 | 年 | 1~3月 | 1,500 | 3 | - | Q1 2012 |
| | | 4~6月 | 1,475 | 5 | - | Q2 |
| | | 7~9月 | 1,397 | 2 | - | Q3 |
| | | 10~12月 | 1,508 | 1 | - | Q4 |
| 24 | 年 | 1月 | 498 | 1 | - | Jan. 2012 |
| | | 2月 | 485 | 1 | - | Feb. |
| | | 3月 | 516 | 1 | - | Mar. |
| | | 4月 | 474 | 2 | - | Apr. |
| | | 5月 | 499 | 1 | - | May |
| | | 6月 | 502 | 1 | - | Jun. |
| | | 7月 | 469 | 1 | - | Jul. |
| | | 8月 | 456 | 1 | - | Aug. |
| | | 9月 | 471 | 0 | - | Sep. |
| | | 10月 | 524 | 0 | - | Oct. |
| | | 11月 | 503 | 0 | - | Nov. |
| | | 12月 | 480 | 0 | - | Dec. |

| 年 月 | | | ① ナイロン Nylon | | | | 在庫数量 Inventory Quantity | Year and Month |
|-----|----|--------|----------------------------|------------------------------|------------------------------------|---------------|----------------------------|----------------|
| | | | 出荷数量 Shipments Quantity | | | その他 Others | | |
| | | | 計 total | 販 Sales 数量 Quantity | 売 金額(百万円) Value(Million yen) | | | |
| 平成 | 20 | 年 | 7,273 | 2,530 | 1,723 | 4,742 | 214 | C.Y. 2008 |
| | 21 | | 5,832 | 2,330 | 1,495 | 3,502 | 258 | C.Y. 2009 |
| | 22 | | 6,864 | 2,535 | 1,688 | 4,329 | 295 | C.Y. 2010 |
| | 23 | | 6,593 | 2,645 | 1,813 | 3,948 | 241 | C.Y. 2011 |
| | 24 | | 5,846 | 2,869 | 1,958 | 2,978 | 307 | C.Y. 2012 |
| 平成 | 22 | 年度 | 7,050 | 2,649 | 1,792 | 4,402 | 295 | F.Y. 2010 |
| | 23 | | 6,324 | 2,690 | 1,838 | 3,635 | 260 | F.Y. 2011 |
| 24 | 年 | 1~3月 | 1,502 | 715 | 492 | 786 | 260 | Q1 2012 |
| | | 4~6月 | 1,501 | 737 | 490 | 765 | 263 | Q2 |
| | | 7~9月 | 1,378 | 706 | 485 | 671 | 295 | Q3 |
| | | 10~12月 | 1,466 | 710 | 491 | 755 | 307 | Q4 |
| 24 | 年 | 1月 | 488 | 212 | 148 | 276 | 260 | Jan. 2012 |
| | | 2月 | 487 | 240 | 164 | 247 | 259 | Feb. |
| | | 3月 | 526 | 263 | 180 | 263 | 260 | Mar. |
| | | 4月 | 484 | 260 | 176 | 225 | 259 | Apr. |
| | | 5月 | 509 | 245 | 161 | 264 | 259 | May |
| | | 6月 | 508 | 232 | 154 | 276 | 263 | Jun. |
| | | 7月 | 463 | 232 | 161 | 231 | 280 | Jul. |
| | | 8月 | 465 | 254 | 175 | 212 | 272 | Aug. |
| | | 9月 | 449 | 221 | 149 | 228 | 295 | Sep. |
| | | 10月 | 519 | 246 | 167 | 273 | 300 | Oct. |
| | | 11月 | 521 | 252 | 176 | 269 | 283 | Nov. |
| | | 12月 | 425 | 212 | 148 | 213 | 307 | Dec. |

ニット生地 Knit fabrics

| 年 月 | | | ② アクリル Acrylic | | | Year and Month |
|-----|----|--------|--------------------------------|-----------------------------|---------------------------------|----------------|
| | | | 単位(Unit):トン(t) | | | |
| | | | 生産数量 Production Quantity | 受入数量 Receipt Quantity | 消費数量 Consumption Quantity | |
| 平成 | 20 | 年 | 2,701 | 36 | 8 | C.Y. 2008 |
| | 21 | | 1,400 | 36 | 9 | C.Y. 2009 |
| | 22 | | 1,319 | 36 | 8 | C.Y. 2010 |
| | 23 | | 1,414 | 84 | 22 | C.Y. 2011 |
| | 24 | | 1,115 | 68 | 21 | C.Y. 2012 |
| 平成 | 22 | 年度 | 1,315 | 41 | 9 | F.Y. 2010 |
| | 23 | | 1,401 | 85 | 22 | F.Y. 2011 |
| 24 | 年 | 1~3月 | 295 | 16 | 5 | Q1 2012 |
| | | 4~6月 | 322 | 22 | 5 | Q2 |
| | | 7~9月 | 266 | 16 | 5 | Q3 |
| | | 10~12月 | 232 | 14 | 7 | Q4 |
| 24 | 年 | 1月 | 94 | 5 | 2 | Jan. 2012 |
| | | 2月 | 100 | 5 | 2 | Feb. |
| | | 3月 | 101 | 6 | 1 | Mar. |
| | | 4月 | 106 | 8 | 2 | Apr. |
| | | 5月 | 109 | 7 | 1 | May |
| | | 6月 | 106 | 7 | 2 | Jun. |
| | | 7月 | 100 | 7 | 1 | Jul. |
| | | 8月 | 86 | 5 | 1 | Aug. |
| | | 9月 | 79 | 4 | 2 | Sep. |
| | | 10月 | 81 | 5 | 3 | Oct. |
| | | 11月 | 78 | 5 | 2 | Nov. |
| | | 12月 | 72 | 4 | 3 | Dec. |

| 年 月 | | | ② アクリル Acrylic | | | | Year and Month | |
|-----|----|--------|----------------------------|----------------|-------------------------------|-------------------------------|----------------|---------------|
| | | | 出荷数量 Shipments Quantity | | | 在庫数量 Inventory Quantity | | |
| | | | 計 total | 販 売 Sales | | | | その他 Others |
| | | | | 数量 Quantity | 金額(百万円) Value(Million yen) | | | |
| 平成 | 20 | 年 | 2,686 | 1,604 | 1,672 | 1,082 | 276 | C.Y. 2008 |
| | 21 | | 1,404 | 1,257 | 1,508 | 148 | 67 | C.Y. 2009 |
| | 22 | | 1,283 | 1,130 | 1,296 | 154 | 86 | C.Y. 2010 |
| | 23 | | 1,441 | 1,292 | 1,268 | 149 | 45 | C.Y. 2011 |
| | 24 | | 1,133 | 1,020 | 983 | 114 | 40 | C.Y. 2012 |
| 平成 | 22 | 年度 | 1,290 | 1,134 | 1,258 | 156 | 50 | F.Y. 2010 |
| | 23 | | 1,430 | 1,285 | 1,277 | 144 | 44 | F.Y. 2011 |
| 24 | 年 | 1~3月 | 283 | 261 | 254 | 21 | 44 | Q1 2012 |
| | | 4~6月 | 335 | 289 | 286 | 47 | 42 | Q2 |
| | | 7~9月 | 278 | 243 | 228 | 34 | 42 | Q3 |
| | | 10~12月 | 237 | 226 | 215 | 11 | 40 | Q4 |
| 24 | 年 | 1月 | 89 | 83 | 82 | 6 | 46 | Jan. 2012 |
| | | 2月 | 94 | 86 | 82 | 8 | 48 | Feb. |
| | | 3月 | 100 | 92 | 90 | 8 | 44 | Mar. |
| | | 4月 | 115 | 102 | 103 | 14 | 41 | Apr. |
| | | 5月 | 116 | 93 | 92 | 23 | 38 | May |
| | | 6月 | 104 | 94 | 92 | 11 | 42 | Jun. |
| | | 7月 | 104 | 89 | 89 | 15 | 45 | Jul. |
| | | 8月 | 93 | 81 | 73 | 13 | 42 | Aug. |
| | | 9月 | 81 | 74 | 66 | 7 | 42 | Sep. |
| | | 10月 | 85 | 79 | 72 | 7 | 41 | Oct. |
| | | 11月 | 80 | 77 | 74 | 3 | 41 | Nov. |
| | | 12月 | 72 | 71 | 69 | 2 | 40 | Dec. |

ニット生地 Knit fabrics

| 年 月 | ③ ポリエステル Polyester | | | Year and Month |
|-----------|-----------------------------|--------------------------|------------------------------|----------------|
| | 単位(Unit):トン(t) | | | |
| | 生産数量 Production Quantity | 受入数量 Receipt Quantity | 消費数量 Consumption Quantity | |
| 平成 20 年 | 46,151 | 348 | 101 | C.Y. 2008 |
| 21 | 32,983 | 326 | 88 | C.Y. 2009 |
| 22 | 40,482 | 64 | 73 | C.Y. 2010 |
| 23 | 38,622 | 83 | 100 | C.Y. 2011 |
| 24 | 38,429 | 259 | 93 | C.Y. 2012 |
| 平成 22 年度 | 40,224 | 72 | 82 | F.Y. 2010 |
| 23 | 38,621 | 266 | 96 | F.Y. 2011 |
| 24 年 1~3月 | 9,698 | 204 | 22 | Q1 2012 |
| 4~6月 | 9,880 | 15 | 23 | Q2 |
| 7~9月 | 9,844 | 29 | 22 | Q3 |
| 10~12月 | 9,008 | 12 | 25 | Q4 |
| 24 年 1月 | 3,062 | 188 | 5 | Jan. 2012 |
| 2月 | 3,260 | 7 | 8 | Feb. |
| 3月 | 3,375 | 9 | 8 | Mar. |
| 4月 | 3,278 | 3 | 6 | Apr. |
| 5月 | 3,186 | 7 | 9 | May |
| 6月 | 3,415 | 4 | 8 | Jun. |
| 7月 | 3,442 | 7 | 8 | Jul. |
| 8月 | 3,135 | 6 | 6 | Aug. |
| 9月 | 3,267 | 15 | 8 | Sep. |
| 10月 | 3,297 | 3 | 9 | Oct. |
| 11月 | 3,048 | 5 | 9 | Nov. |
| 12月 | 2,662 | 5 | 8 | Dec. |

| 年 月 | ③ ポリエステル Polyester | | | | | Year and Month |
|----------------|----------------------------|-------------------------------|-------|---------------|----------------------------|----------------|
| | 単位(Unit):トン(t) | | | | | |
| | 出荷数量 Shipments Quantity | | | | 在庫数量 Inventory Quantity | |
| | 計 total | 販 売 Sales | | その他 Others | | |
| 数量 Quantity | | 金額(百万円) Value(Million yen) | | | | |
| 平成 20 年 | 46,236 | 26,550 | 9,100 | 19,686 | 1,024 | C.Y. 2008 |
| 21 | 33,111 | 19,843 | 6,505 | 13,269 | 869 | C.Y. 2009 |
| 22 | 40,652 | 24,230 | 7,139 | 16,422 | 898 | C.Y. 2010 |
| 23 | 38,612 | 22,965 | 7,580 | 15,646 | 929 | C.Y. 2011 |
| 24 | 38,436 | 26,138 | 7,996 | 12,298 | 944 | C.Y. 2012 |
| 平成 22 年度 | 40,359 | 24,195 | 7,249 | 16,164 | 880 | F.Y. 2010 |
| 23 | 38,666 | 23,832 | 7,809 | 14,834 | 921 | F.Y. 2011 |
| 24 年 1~3月 | 9,771 | 6,610 | 2,033 | 3,161 | 921 | Q1 2012 |
| 4~6月 | 9,807 | 6,671 | 2,134 | 3,136 | 969 | Q2 |
| 7~9月 | 9,832 | 6,711 | 1,988 | 3,120 | 974 | Q3 |
| 10~12月 | 9,026 | 6,146 | 1,841 | 2,881 | 944 | Q4 |
| 24 年 1月 | 3,068 | 2,078 | 672 | 990 | 991 | Jan. 2012 |
| 2月 | 3,312 | 2,203 | 643 | 1,109 | 940 | Feb. |
| 3月 | 3,390 | 2,329 | 719 | 1,061 | 921 | Mar. |
| 4月 | 3,214 | 2,172 | 695 | 1,042 | 975 | Apr. |
| 5月 | 3,172 | 2,147 | 691 | 1,025 | 989 | May |
| 6月 | 3,421 | 2,352 | 748 | 1,069 | 969 | Jun. |
| 7月 | 3,384 | 2,343 | 723 | 1,041 | 1,015 | Jul. |
| 8月 | 3,158 | 2,132 | 593 | 1,026 | 991 | Aug. |
| 9月 | 3,290 | 2,237 | 672 | 1,054 | 974 | Sep. |
| 10月 | 3,298 | 2,220 | 669 | 1,078 | 970 | Oct. |
| 11月 | 3,012 | 2,085 | 625 | 927 | 1,004 | Nov. |
| 12月 | 2,717 | 1,841 | 546 | 876 | 944 | Dec. |

ニット生地 Knit fabrics

| 年 月 | | | ④ その他の合成繊維生地 単位(Unit):トン(t) Others | | | Year and Month |
|-----|----|--------|---------------------------------------|------------------|----------------------|----------------|
| | | | 生産数量 | 受入数量 | 消費数量 | |
| | | | Production Quantity | Receipt Quantity | Consumption Quantity | |
| 平成 | 20 | 年 | 2,693 | 4 | 1 | C.Y. 2008 |
| | 21 | | 2,500 | 1 | - | C.Y. 2009 |
| | 22 | | 2,749 | 1 | - | C.Y. 2010 |
| | 23 | | 2,748 | 45 | - | C.Y. 2011 |
| | 24 | | 3,031 | 52 | - | C.Y. 2012 |
| 平成 | 22 | 年度 | 2,661 | 5 | - | F.Y. 2010 |
| | 23 | | 2,866 | 53 | - | F.Y. 2011 |
| 24 | 年 | 1~3月 | 749 | 13 | - | Q1 2012 |
| | | 4~6月 | 804 | 21 | - | Q2 |
| | | 7~9月 | 758 | 10 | - | Q3 |
| | | 10~12月 | 721 | 8 | - | Q4 |
| 24 | 年 | 1月 | 242 | 2 | - | Jan. 2012 |
| | | 2月 | 257 | 4 | - | Feb. |
| | | 3月 | 250 | 7 | - | Mar. |
| | | 4月 | 276 | 11 | - | Apr. |
| | | 5月 | 259 | 5 | - | May |
| | | 6月 | 269 | 5 | - | Jun. |
| | | 7月 | 266 | 5 | - | Jul. |
| | | 8月 | 242 | 3 | - | Aug. |
| | | 9月 | 250 | 2 | - | Sep. |
| | | 10月 | 259 | 2 | - | Oct. |
| | | 11月 | 251 | 3 | - | Nov. |
| | | 12月 | 211 | 2 | - | Dec. |

| 年 月 | | | ④ その他の合成繊維生地 単位(Unit):トン(t) Others | | | | Year and Month | |
|-----|----|--------|---------------------------------------|----------------|-------------------------------|----------------------------|----------------|---------------|
| | | | 出荷数量 Shipments Quantity | | | 在庫数量 Inventory Quantity | | |
| | | | 計 total | 販 売 Sales | | | | その他 Others |
| | | | | 数量 Quantity | 金額(百万円) Value(Million yen) | | | |
| 平成 | 20 | 年 | 2,675 | 1,538 | 1,114 | 1,137 | 752 | C.Y. 2008 |
| | 21 | | 2,530 | 1,548 | 1,095 | 982 | 721 | C.Y. 2009 |
| | 22 | | 2,755 | 1,650 | 1,198 | 1,104 | 705 | C.Y. 2010 |
| | 23 | | 2,962 | 1,990 | 1,582 | 973 | 533 | C.Y. 2011 |
| | 24 | | 3,134 | 2,286 | 1,470 | 848 | 152 | C.Y. 2012 |
| 平成 | 22 | 年度 | 2,801 | 1,730 | 1,236 | 1,071 | 608 | F.Y. 2010 |
| | 23 | | 3,023 | 2,006 | 1,547 | 1,016 | 159 | F.Y. 2011 |
| 24 | 年 | 1~3月 | 793 | 512 | 354 | 282 | 159 | Q1 2012 |
| | | 4~6月 | 847 | 640 | 429 | 207 | 151 | Q2 |
| | | 7~9月 | 776 | 599 | 321 | 176 | 144 | Q3 |
| | | 10~12月 | 718 | 534 | 366 | 183 | 152 | Q4 |
| 24 | 年 | 1月 | 251 | 150 | 118 | 101 | 176 | Jan. 2012 |
| | | 2月 | 269 | 154 | 118 | 115 | 169 | Feb. |
| | | 3月 | 273 | 208 | 118 | 65 | 159 | Mar. |
| | | 4月 | 298 | 227 | 161 | 72 | 151 | Apr. |
| | | 5月 | 267 | 200 | 127 | 67 | 151 | May |
| | | 6月 | 282 | 213 | 141 | 68 | 151 | Jun. |
| | | 7月 | 284 | 219 | 124 | 64 | 142 | Jul. |
| | | 8月 | 249 | 197 | 103 | 51 | 136 | Aug. |
| | | 9月 | 243 | 183 | 94 | 60 | 144 | Sep. |
| | | 10月 | 251 | 188 | 100 | 63 | 154 | Oct. |
| | | 11月 | 260 | 191 | 106 | 70 | 153 | Nov. |
| | | 12月 | 207 | 156 | 160 | 51 | 152 | Dec. |

ニット生地 Knit fabrics

| 年 月 | | 4 その他の繊維製生地 Other fiber fabrics | | | | | Year and Month |
|------|--------|------------------------------------|--|--------------------------------|-----------------------------|---------------------------------|----------------|
| | | 生産数量 Production Quantity | | | 受入数量 Receipt Quantity | 消費数量 Consumption Quantity | |
| | | 計 Total | たて編・横編 Wrap knit and weft knit fabrics | 丸編 Circular knit fabrics | | | |
| 平成 | 20 年 | 2,321 | 182 | 2,139 | 52 | - | C.Y. 2008 |
| | 21 | 1,108 | 101 | 1,006 | 52 | - | C.Y. 2009 |
| | 22 | 963 | 133 | 830 | 52 | 2 | C.Y. 2010 |
| | 23 | 781 | 167 | 615 | - | 3 | C.Y. 2011 |
| | 24 | 747 | 90 | 657 | - | 5 | C.Y. 2012 |
| 平成 | 22 年度 | 935 | 141 | 794 | 44 | 2 | F.Y. 2010 |
| | 23 | 783 | 151 | 632 | - | 4 | F.Y. 2011 |
| 24 年 | 1~3月 | 195 | 21 | 174 | - | 1 | Q1 2012 |
| | 4~6月 | 182 | 32 | 150 | - | 3 | Q2 |
| | 7~9月 | 167 | 17 | 150 | - | 1 | Q3 |
| | 10~12月 | 203 | 20 | 183 | - | 0 | Q4 |
| 24 年 | 1月 | 69 | 7 | 62 | - | 0 | Jan. 2012 |
| | 2月 | 60 | 5 | 56 | - | 0 | Feb. |
| | 3月 | 65 | 9 | 56 | - | 1 | Mar. |
| | 4月 | 62 | 9 | 54 | - | 1 | Apr. |
| | 5月 | 60 | 10 | 49 | - | 1 | May |
| | 6月 | 60 | 13 | 47 | - | 1 | Jun. |
| | 7月 | 52 | 7 | 45 | - | 1 | Jul. |
| | 8月 | 55 | 5 | 49 | - | 0 | Aug. |
| | 9月 | 60 | 5 | 55 | - | 0 | Sep. |
| | 10月 | 75 | 7 | 68 | - | 0 | Oct. |
| | 11月 | 65 | 7 | 58 | - | - | Nov. |
| | 12月 | 63 | 6 | 57 | - | 0 | Dec. |

| 年 月 | | 4 その他の繊維製生地 Other fiber fabrics | | | | | Year and Month |
|------|--------|------------------------------------|----------------|-------------------------------|---------------|-------------------------------|----------------|
| | | 出荷数量 Shipments Quantity | | | | 在庫数量 Inventory Quantity | |
| | | 計 total | 販 売 Sales | | その他 Others | | |
| | | | 数量 Quantity | 金額(百万円) Value(Million yen) | | | |
| 平成 | 20 年 | 2,352 | 1,831 | 1,529 | 521 | 89 | C.Y. 2008 |
| | 21 | 1,160 | 1,055 | 1,209 | 105 | 75 | C.Y. 2009 |
| | 22 | 1,017 | 871 | 1,060 | 146 | 47 | C.Y. 2010 |
| | 23 | 761 | 578 | 594 | 183 | 39 | C.Y. 2011 |
| | 24 | 757 | 560 | 616 | 197 | 25 | C.Y. 2012 |
| 平成 | 22 年度 | 975 | 820 | 974 | 155 | 41 | F.Y. 2010 |
| | 23 | 780 | 579 | 615 | 201 | 23 | F.Y. 2011 |
| 24 年 | 1~3月 | 215 | 140 | 163 | 75 | 23 | Q1 2012 |
| | 4~6月 | 173 | 145 | 161 | 27 | 23 | Q2 |
| | 7~9月 | 158 | 129 | 134 | 29 | 25 | Q3 |
| | 10~12月 | 211 | 145 | 159 | 66 | 25 | Q4 |
| 24 年 | 1月 | 87 | 50 | 60 | 37 | 22 | Jan. 2012 |
| | 2月 | 65 | 45 | 53 | 20 | 22 | Feb. |
| | 3月 | 63 | 45 | 50 | 18 | 23 | Mar. |
| | 4月 | 62 | 50 | 58 | 13 | 23 | Apr. |
| | 5月 | 58 | 49 | 55 | 9 | 22 | May |
| | 6月 | 52 | 47 | 48 | 5 | 23 | Jun. |
| | 7月 | 46 | 42 | 45 | 3 | 24 | Jul. |
| | 8月 | 55 | 42 | 43 | 13 | 24 | Aug. |
| | 9月 | 58 | 45 | 46 | 12 | 25 | Sep. |
| | 10月 | 73 | 53 | 61 | 20 | 25 | Oct. |
| | 11月 | 67 | 48 | 50 | 19 | 24 | Nov. |
| | 12月 | 71 | 44 | 48 | 27 | 25 | Dec. |

ニット・衣服縫製品 Knit and Sewn clothing products

| 年 月 | | 外衣計 1～2 Outerwear | | | | | | | 単位:1,000点 Unit:1,000number | Year and Month |
|------|--------|--------------------------------|-----------------------------|------------|-------------------------------|-------------------------------|---------------|-------------------------------|-------------------------------|----------------|
| | | 生産数量 Production Quantity | 受入数量 Receipt Quantity | 計 total | 出 荷 数 量 Shipments Quantity | | | 在庫数量 Inventory Quantity | | |
| | | | | | 販 売 Sales | | その他 Others | | | |
| | | | | | 数量 Quantity | 金額(百万円) Value(Million yen) | | | | |
| 平成 | 20 年 | 117,606 | 47,982 | 163,397 | 112,414 | 247,626 | 50,983 | 28,460 | C.Y. 2008 | |
| | 21 | 95,074 | 41,234 | 136,808 | 95,305 | 206,599 | 41,503 | 25,708 | C.Y. 2009 | |
| | 22 | 87,613 | 38,049 | 125,858 | 85,929 | 189,000 | 39,929 | 21,769 | C.Y. 2010 | |
| | 23 | 83,304 | 38,871 | 118,843 | 82,159 | 184,547 | 36,684 | 22,461 | C.Y. 2011 | |
| | 24 | 81,410 | 38,593 | 119,108 | 84,620 | 191,176 | 34,488 | 23,194 | C.Y. 2012 | |
| 平成 | 22 年度 | 87,012 | 38,758 | 124,127 | 84,904 | 186,893 | 39,223 | 17,172 | F.Y. 2010 | |
| | 23 | 82,851 | 39,106 | 119,857 | 83,349 | 187,506 | 36,507 | 17,209 | F.Y. 2011 | |
| 24 年 | 1～3月 | 21,420 | 10,484 | 36,899 | 27,258 | 64,688 | 9,641 | 17,209 | Q1 2012 | |
| | 4～6月 | 20,217 | 10,491 | 32,617 | 23,540 | 50,604 | 9,077 | 15,356 | Q2 | |
| | 7～9月 | 19,730 | 8,408 | 24,558 | 16,810 | 37,165 | 7,748 | 19,056 | Q3 | |
| | 10～12月 | 20,043 | 9,211 | 25,034 | 17,012 | 38,719 | 8,022 | 23,194 | Q4 | |
| 24 年 | 1月 | 6,633 | 3,303 | 10,018 | 7,182 | 15,365 | 2,836 | 22,190 | Jan. 2012 | |
| | 2月 | 7,217 | 2,966 | 12,461 | 9,241 | 21,249 | 3,220 | 19,880 | Feb. | |
| | 3月 | 7,570 | 4,215 | 14,421 | 10,835 | 28,074 | 3,586 | 17,209 | Mar. | |
| | 4月 | 7,130 | 4,571 | 13,138 | 9,723 | 20,752 | 3,415 | 15,720 | Apr. | |
| | 5月 | 6,514 | 3,146 | 10,382 | 7,549 | 16,971 | 2,834 | 15,053 | May | |
| | 6月 | 6,573 | 2,774 | 9,096 | 6,268 | 12,881 | 2,828 | 15,356 | Jun. | |
| | 7月 | 6,630 | 2,570 | 7,612 | 5,144 | 11,124 | 2,468 | 16,990 | Jul. | |
| | 8月 | 6,298 | 2,903 | 7,811 | 5,284 | 11,675 | 2,527 | 18,428 | Aug. | |
| | 9月 | 6,802 | 2,935 | 9,135 | 6,382 | 14,366 | 2,753 | 19,056 | Sep. | |
| | 10月 | 6,957 | 3,240 | 8,851 | 6,097 | 14,344 | 2,754 | 20,539 | Oct. | |
| | 11月 | 6,698 | 2,968 | 8,008 | 5,268 | 12,390 | 2,740 | 22,128 | Nov. | |
| | 12月 | 6,388 | 3,003 | 8,175 | 5,647 | 11,985 | 2,528 | 23,194 | Dec. | |

| 年 月 | | 1 外衣(ニット製) Outerwear (Knit) | | | | | | | 単位:1,000点 Unit:1,000number | Year and Month |
|------|--------|--------------------------------|-----------------------------|------------|-------------------------------|-------------------------------|---------------|-------------------------------|-------------------------------|----------------|
| | | 生産数量 Production Quantity | 受入数量 Receipt Quantity | 計 total | 出 荷 数 量 Shipments Quantity | | | 在庫数量 Inventory Quantity | | |
| | | | | | 販 売 Sales | | その他 Others | | | |
| | | | | | 数量 Quantity | 金額(百万円) Value(Million yen) | | | | |
| 平成 | 20 年 | 60,119 | 16,882 | 76,721 | 52,029 | 80,275 | 24,692 | 11,247 | C.Y. 2008 | |
| | 21 | 48,168 | 13,573 | 63,211 | 43,820 | 69,315 | 19,391 | 9,982 | C.Y. 2009 | |
| | 22 | 44,334 | 9,916 | 54,710 | 35,768 | 59,301 | 18,942 | 7,406 | C.Y. 2010 | |
| | 23 | 40,944 | 11,865 | 51,757 | 35,184 | 58,822 | 16,573 | 7,754 | C.Y. 2011 | |
| | 24 | 38,485 | 12,298 | 51,119 | 36,245 | 60,154 | 14,873 | 7,833 | C.Y. 2012 | |
| 平成 | 22 年度 | 44,107 | 10,555 | 54,110 | 35,798 | 59,313 | 18,312 | 5,359 | F.Y. 2010 | |
| | 23 | 40,013 | 11,852 | 52,113 | 35,771 | 59,762 | 16,341 | 4,689 | F.Y. 2011 | |
| 24 年 | 1～3月 | 10,107 | 3,098 | 16,375 | 12,135 | 19,574 | 4,241 | 4,689 | Q1 2012 | |
| | 4～6月 | 9,523 | 3,373 | 13,527 | 9,312 | 14,358 | 4,214 | 4,131 | Q2 | |
| | 7～9月 | 9,533 | 2,362 | 10,687 | 7,571 | 13,550 | 3,116 | 5,455 | Q3 | |
| | 10～12月 | 9,323 | 3,465 | 10,530 | 7,227 | 12,672 | 3,303 | 7,833 | Q4 | |
| 24 年 | 1月 | 3,193 | 944 | 4,516 | 3,254 | 5,205 | 1,261 | 7,489 | Jan. 2012 | |
| | 2月 | 3,441 | 942 | 5,811 | 4,447 | 7,154 | 1,364 | 6,059 | Feb. | |
| | 3月 | 3,473 | 1,212 | 6,049 | 4,434 | 7,215 | 1,616 | 4,689 | Mar. | |
| | 4月 | 3,477 | 1,451 | 5,746 | 4,084 | 6,355 | 1,663 | 3,864 | Apr. | |
| | 5月 | 2,960 | 946 | 4,012 | 2,742 | 4,306 | 1,270 | 3,799 | May | |
| | 6月 | 3,085 | 976 | 3,768 | 2,486 | 3,697 | 1,282 | 4,131 | Jun. | |
| | 7月 | 3,183 | 826 | 3,218 | 2,207 | 3,760 | 1,011 | 4,961 | Jul. | |
| | 8月 | 2,987 | 738 | 3,516 | 2,462 | 4,373 | 1,055 | 5,210 | Aug. | |
| | 9月 | 3,363 | 798 | 3,953 | 2,903 | 5,418 | 1,050 | 5,455 | Sep. | |
| | 10月 | 3,269 | 967 | 3,728 | 2,688 | 4,985 | 1,040 | 6,097 | Oct. | |
| | 11月 | 3,137 | 1,179 | 3,427 | 2,230 | 3,939 | 1,197 | 6,979 | Nov. | |
| | 12月 | 2,916 | 1,319 | 3,374 | 2,309 | 3,748 | 1,065 | 7,833 | Dec. | |

ニット・衣服縫製品 Knit and Sewn clothing products

| 年 月 | | | 2 外衣 (織物製) Outerwear (Woven fabric) | | | | | | | 単位: 1,000点 Unit: 1,000number | Year and Month |
|-----|----|--------|--|--------------------------|------------|----------------------------|-------------------------------|---------------|----------------------------|---------------------------------|----------------|
| | | | 生産数量 Production Quantity | 受入数量 Receipt Quantity | 計 total | 出荷数量 Shipments Quantity | | | 在庫数量 Inventory Quantity | | |
| | | | | | | 販 売 Sales | | その他 Others | | | |
| | | | | | | 数量 Quantity | 金額(百万円) Value(Million yen) | | | | |
| 平成 | 20 | 年 | 57,487 | 31,100 | 86,676 | 60,385 | 167,351 | 26,291 | 17,213 | C.Y. 2008 | |
| | 21 | | 46,905 | 27,661 | 73,597 | 51,485 | 137,284 | 22,112 | 15,726 | C.Y. 2009 | |
| | 22 | | 43,279 | 28,132 | 71,148 | 50,162 | 129,698 | 20,986 | 14,362 | C.Y. 2010 | |
| | 23 | | 42,360 | 27,006 | 67,086 | 46,975 | 125,725 | 20,111 | 14,708 | C.Y. 2011 | |
| | 24 | | 42,925 | 26,295 | 67,989 | 48,374 | 131,022 | 19,614 | 15,361 | C.Y. 2012 | |
| 平成 | 22 | 年度 | 42,905 | 28,203 | 70,017 | 49,106 | 127,581 | 20,911 | 11,813 | F.Y. 2010 | |
| | 23 | | 42,838 | 27,254 | 67,744 | 47,578 | 127,744 | 20,166 | 12,520 | F.Y. 2011 | |
| 24 | 年 | 1~3月 | 11,313 | 7,386 | 20,524 | 15,123 | 45,113 | 5,401 | 12,520 | Q1 2012 | |
| | | 4~6月 | 10,694 | 7,118 | 19,090 | 14,228 | 36,246 | 4,863 | 11,225 | Q2 | |
| | | 7~9月 | 10,197 | 6,046 | 13,870 | 9,238 | 23,615 | 4,632 | 13,601 | Q3 | |
| | | 10~12月 | 10,721 | 5,746 | 14,504 | 9,785 | 26,048 | 4,719 | 15,361 | Q4 | |
| 24 | 年 | 1月 | 3,441 | 2,360 | 5,502 | 3,928 | 10,160 | 1,575 | 14,702 | Jan. 2012 | |
| | | 2月 | 3,776 | 2,024 | 6,650 | 4,794 | 14,095 | 1,856 | 13,821 | Feb. | |
| | | 3月 | 4,097 | 3,003 | 8,372 | 6,401 | 20,858 | 1,970 | 12,520 | Mar. | |
| | | 4月 | 3,653 | 3,120 | 7,392 | 5,639 | 14,396 | 1,753 | 11,856 | Apr. | |
| | | 5月 | 3,554 | 2,200 | 6,370 | 4,806 | 12,665 | 1,564 | 11,254 | May | |
| | | 6月 | 3,488 | 1,798 | 5,328 | 3,782 | 9,184 | 1,546 | 11,225 | Jun. | |
| | | 7月 | 3,446 | 1,745 | 4,394 | 2,938 | 7,364 | 1,457 | 12,029 | Jul. | |
| | | 8月 | 3,311 | 2,165 | 4,295 | 2,822 | 7,302 | 1,472 | 13,219 | Aug. | |
| | | 9月 | 3,440 | 2,137 | 5,181 | 3,478 | 8,949 | 1,703 | 13,601 | Sep. | |
| | | 10月 | 3,688 | 2,272 | 5,123 | 3,409 | 9,359 | 1,714 | 14,442 | Oct. | |
| | | 11月 | 3,560 | 1,789 | 4,580 | 3,038 | 8,451 | 1,542 | 15,149 | Nov. | |
| | | 12月 | 3,473 | 1,685 | 4,801 | 3,338 | 8,237 | 1,463 | 15,361 | Dec. | |

| 年 月 | | | 下着・補整着・寝着類計 3~4 Underwear, foundation garment and nightwear total of knit and sewn clothes | | | | | | | 単位: 1,000点 Unit: 1,000number | Year and Month |
|-----|----|--------|---|--------------------------|------------|----------------------------|-------------------------------|---------------|----------------------------|---------------------------------|----------------|
| | | | 生産数量 Production Quantity | 受入数量 Receipt Quantity | 計 total | 出荷数量 Shipments Quantity | | | 在庫数量 Inventory Quantity | | |
| | | | | | | 販 売 Sales | | その他 Others | | | |
| | | | | | | 数量 Quantity | 金額(百万円) Value(Million yen) | | | | |
| 平成 | 20 | 年 | 93,811 | 119,234 | 212,166 | 163,128 | 128,088 | 49,038 | 7,141 | C.Y. 2008 | |
| | 21 | | 89,746 | 109,229 | 199,460 | 159,514 | 118,384 | 39,946 | 6,522 | C.Y. 2009 | |
| | 22 | | 78,390 | 94,150 | 173,429 | 137,767 | 99,405 | 35,662 | 5,494 | C.Y. 2010 | |
| | 23 | | 70,306 | 47,912 | 118,012 | 82,930 | 46,017 | 35,082 | 4,726 | C.Y. 2011 | |
| | 24 | | 68,792 | 46,730 | 111,719 | 81,126 | 46,939 | 30,593 | 8,001 | C.Y. 2012 | |
| 平成 | 22 | 年度 | 76,928 | 81,262 | 159,582 | 124,583 | 85,210 | 34,999 | 5,438 | F.Y. 2010 | |
| | 23 | | 70,384 | 48,988 | 117,339 | 82,593 | 46,195 | 34,746 | 6,814 | F.Y. 2011 | |
| 24 | 年 | 1~3月 | 17,173 | 12,287 | 27,307 | 19,510 | 11,379 | 7,797 | 6,814 | Q1 2012 | |
| | | 4~6月 | 17,855 | 11,838 | 29,217 | 21,390 | 11,980 | 7,827 | 7,294 | Q2 | |
| | | 7~9月 | 17,326 | 11,265 | 27,769 | 20,242 | 12,212 | 7,527 | 7,965 | Q3 | |
| | | 10~12月 | 16,438 | 11,340 | 27,426 | 19,984 | 11,369 | 7,442 | 8,001 | Q4 | |
| 24 | 年 | 1月 | 5,376 | 3,896 | 8,314 | 5,768 | 3,435 | 2,546 | 5,626 | Jan. 2012 | |
| | | 2月 | 5,698 | 4,284 | 9,453 | 6,885 | 4,031 | 2,568 | 6,086 | Feb. | |
| | | 3月 | 6,098 | 4,107 | 9,539 | 6,857 | 3,913 | 2,682 | 6,814 | Mar. | |
| | | 4月 | 5,817 | 4,153 | 9,833 | 7,179 | 4,055 | 2,654 | 6,928 | Apr. | |
| | | 5月 | 6,044 | 4,027 | 9,806 | 7,123 | 3,931 | 2,683 | 7,189 | May | |
| | | 6月 | 5,995 | 3,659 | 9,578 | 7,088 | 3,993 | 2,490 | 7,294 | Jun. | |
| | | 7月 | 5,799 | 3,890 | 9,212 | 6,735 | 4,002 | 2,477 | 7,786 | Jul. | |
| | | 8月 | 5,729 | 3,718 | 9,372 | 6,961 | 4,168 | 2,411 | 7,885 | Aug. | |
| | | 9月 | 5,798 | 3,657 | 9,186 | 6,546 | 4,041 | 2,640 | 7,965 | Sep. | |
| | | 10月 | 5,693 | 4,103 | 9,893 | 7,331 | 4,308 | 2,561 | 7,754 | Oct. | |
| | | 11月 | 5,376 | 3,737 | 9,140 | 6,605 | 3,749 | 2,535 | 7,599 | Nov. | |
| | | 12月 | 5,369 | 3,500 | 8,394 | 6,048 | 3,311 | 2,346 | 8,001 | Dec. | |

ニット・衣服縫製品 Knit and Sewn clothing products

| 年 月 | | | 3 ニット製下着・補整着・寝着類 Knitted underwear, foundation garment and nightwear | | | | | | | 単位:1,000点 Unit:1,000number | Year and Month |
|-----|----|--------|---|-----------------------------|------------|----------------------------|-------------------------------|---------------|-------------------------------|-------------------------------|----------------|
| | | | 生産数量 Production Quantity | 受入数量 Receipt Quantity | 計 total | 出荷数量 Shipments Quantity | | | 在庫数量 Inventory Quantity | | |
| | | | | | | 販 売 Sales | | その他 Others | | | |
| | | | | | | 数量 Quantity | 金額(百万円) Value(Million yen) | | | | |
| 平成 | 20 | 年 | 78,421 | 53,582 | 130,945 | 86,050 | 44,360 | 44,895 | 6,532 | C.Y. 2008 | |
| | 21 | | 78,119 | 49,983 | 128,598 | 90,417 | 43,118 | 38,181 | 6,028 | C.Y. 2009 | |
| | 22 | | 67,809 | 46,433 | 115,155 | 81,137 | 39,813 | 34,017 | 4,933 | C.Y. 2010 | |
| | 23 | | 59,548 | 47,822 | 107,177 | 73,617 | 37,183 | 33,560 | 4,335 | C.Y. 2011 | |
| | 24 | | 58,737 | 46,682 | 101,722 | 71,771 | 37,766 | 29,951 | 7,533 | C.Y. 2012 | |
| 平成 | 22 | 年度 | 66,259 | 46,084 | 113,823 | 80,439 | 39,988 | 33,384 | 5,076 | F.Y. 2010 | |
| | 23 | | 59,849 | 48,915 | 106,772 | 73,319 | 37,341 | 33,453 | 6,394 | F.Y. 2011 | |
| 24 | 年 | 1~3月 | 14,801 | 12,264 | 24,970 | 17,323 | 9,274 | 7,647 | 6,394 | Q1 2012 | |
| | | 4~6月 | 15,223 | 11,827 | 26,598 | 18,929 | 9,588 | 7,669 | 6,849 | Q2 | |
| | | 7~9月 | 14,734 | 11,261 | 25,178 | 17,825 | 9,772 | 7,353 | 7,517 | Q3 | |
| | | 10~12月 | 13,979 | 11,329 | 24,976 | 17,694 | 9,132 | 7,282 | 7,533 | Q4 | |
| 24 | 年 | 1月 | 4,586 | 3,886 | 7,548 | 5,050 | 2,742 | 2,498 | 5,230 | Jan. 2012 | |
| | | 2月 | 4,887 | 4,272 | 8,620 | 6,102 | 3,303 | 2,518 | 5,700 | Feb. | |
| | | 3月 | 5,329 | 4,106 | 8,802 | 6,171 | 3,229 | 2,631 | 6,394 | Mar. | |
| | | 4月 | 4,959 | 4,149 | 8,962 | 6,358 | 3,265 | 2,604 | 6,519 | Apr. | |
| | | 5月 | 5,177 | 4,026 | 8,961 | 6,329 | 3,149 | 2,633 | 6,756 | May | |
| | | 6月 | 5,087 | 3,653 | 8,675 | 6,242 | 3,174 | 2,432 | 6,849 | Jun. | |
| | | 7月 | 4,881 | 3,889 | 8,280 | 5,860 | 3,146 | 2,420 | 7,355 | Jul. | |
| | | 8月 | 4,875 | 3,715 | 8,529 | 6,176 | 3,388 | 2,353 | 7,439 | Aug. | |
| | | 9月 | 4,978 | 3,657 | 8,369 | 5,788 | 3,238 | 2,581 | 7,517 | Sep. | |
| | | 10月 | 4,849 | 4,100 | 9,021 | 6,514 | 3,483 | 2,507 | 7,331 | Oct. | |
| | | 11月 | 4,567 | 3,731 | 8,334 | 5,845 | 2,981 | 2,489 | 7,167 | Nov. | |
| | | 12月 | 4,564 | 3,497 | 7,621 | 5,335 | 2,668 | 2,286 | 7,533 | Dec. | |

| 年 月 | | | 4 織物製下着・補整着・寝着類 Woven underwear, foundation garment and nightwear | | | | | | | 単位:1,000点 Unit:1,000number | Year and Month |
|-----|----|--------|--|-----------------------------|------------|----------------------------|-------------------------------|---------------|-------------------------------|-------------------------------|----------------|
| | | | 生産数量 Production Quantity | 受入数量 Receipt Quantity | 計 total | 出荷数量 Shipments Quantity | | | 在庫数量 Inventory Quantity | | |
| | | | | | | 販 売 Sales | | その他 Others | | | |
| | | | | | | 数量 Quantity | 金額(百万円) Value(Million yen) | | | | |
| 平成 | 20 | 年 | 15,390 | 65,653 | 81,221 | 77,078 | 83,728 | 4,143 | 609 | C.Y. 2008 | |
| | 21 | | 11,627 | 59,246 | 70,862 | 69,097 | 75,265 | 1,765 | 494 | C.Y. 2009 | |
| | 22 | | 10,581 | 47,717 | 58,274 | 56,630 | 59,592 | 1,644 | 561 | C.Y. 2010 | |
| | 23 | | 10,759 | 90 | 10,836 | 9,313 | 8,834 | 1,522 | 391 | C.Y. 2011 | |
| | 24 | | 10,055 | 48 | 9,997 | 9,355 | 9,173 | 642 | 468 | C.Y. 2012 | |
| 平成 | 22 | 年度 | 10,668 | 35,178 | 45,760 | 44,144 | 45,222 | 1,615 | 363 | F.Y. 2010 | |
| | 23 | | 10,535 | 73 | 10,568 | 9,275 | 8,854 | 1,293 | 419 | F.Y. 2011 | |
| 24 | 年 | 1~3月 | 2,371 | 22 | 2,336 | 2,187 | 2,105 | 149 | 419 | Q1 2012 | |
| | | 4~6月 | 2,633 | 11 | 2,619 | 2,461 | 2,392 | 158 | 444 | Q2 | |
| | | 7~9月 | 2,592 | 3 | 2,592 | 2,417 | 2,440 | 174 | 448 | Q3 | |
| | | 10~12月 | 2,459 | 11 | 2,450 | 2,290 | 2,237 | 161 | 468 | Q4 | |
| 24 | 年 | 1月 | 791 | 10 | 767 | 718 | 693 | 48 | 396 | Jan. 2012 | |
| | | 2月 | 811 | 12 | 833 | 783 | 728 | 50 | 386 | Feb. | |
| | | 3月 | 769 | 1 | 737 | 686 | 683 | 51 | 419 | Mar. | |
| | | 4月 | 858 | 4 | 872 | 822 | 790 | 50 | 410 | Apr. | |
| | | 5月 | 867 | 1 | 844 | 794 | 782 | 50 | 433 | May | |
| | | 6月 | 908 | 6 | 903 | 845 | 820 | 58 | 444 | Jun. | |
| | | 7月 | 918 | 1 | 931 | 874 | 856 | 57 | 431 | Jul. | |
| | | 8月 | 855 | 3 | 843 | 785 | 781 | 58 | 446 | Aug. | |
| | | 9月 | 819 | - | 817 | 758 | 803 | 59 | 448 | Sep. | |
| | | 10月 | 844 | 3 | 872 | 817 | 826 | 55 | 423 | Oct. | |
| | | 11月 | 809 | 6 | 806 | 760 | 767 | 45 | 433 | Nov. | |
| | | 12月 | 805 | 3 | 773 | 712 | 643 | 60 | 468 | Dec. | |

ニット・衣服縫製品 Knit and Sewn clothing products

| 年 月 | | | 靴下(ニット製) Hosiery (Knit) | | | | | | | 単位:1,000点 Unit:1,000number | Year and Month |
|-----|----|--------|--------------------------------|-----------------------------|------------|----------------------------|-------------------------------|---------------|-------------------------------|-------------------------------|----------------|
| | | | 生産数量 Production Quantity | 受入数量 Receipt Quantity | 計 total | 出荷数量 Shipments Quantity | | | 在庫数量 Inventory Quantity | | |
| | | | | | | 販 売 Sales | | その他 Others | | | |
| | | | | | | 数量 Quantity | 金額(百万円) Value(Million yen) | | | | |
| 平成 | 20 | 年 | 326,825 | 179,853 | 507,688 | 484,873 | 88,105 | 22,815 | 118,017 | C.Y. 2008 | |
| | 21 | | 274,052 | 181,207 | 459,311 | 441,109 | 82,535 | 18,202 | 111,521 | C.Y. 2009 | |
| | 22 | | 250,586 | 197,073 | 455,571 | 440,688 | 81,341 | 14,884 | 104,354 | C.Y. 2010 | |
| | 23 | | 231,281 | 192,863 | 430,072 | 420,904 | 78,412 | 9,168 | 94,616 | C.Y. 2011 | |
| | 24 | | 230,099 | 194,083 | 431,432 | 421,066 | 78,563 | 10,367 | 98,748 | C.Y. 2012 | |
| 平成 | 22 | 年度 | 245,928 | 197,092 | 449,373 | 435,745 | 80,267 | 13,628 | 102,023 | F.Y. 2010 | |
| | 23 | | 230,408 | 194,867 | 433,268 | 423,426 | 79,227 | 9,842 | 101,328 | F.Y. 2011 | |
| 24 | 年 | 1~3月 | 56,775 | 48,480 | 108,436 | 105,875 | 19,430 | 2,562 | 101,328 | Q1 2012 | |
| | | 4~6月 | 59,921 | 45,660 | 109,047 | 106,495 | 18,224 | 2,552 | 98,647 | Q2 | |
| | | 7~9月 | 56,399 | 45,968 | 102,924 | 100,736 | 18,966 | 2,188 | 98,529 | Q3 | |
| | | 10~12月 | 57,004 | 53,976 | 111,025 | 107,960 | 21,942 | 3,066 | 98,748 | Q4 | |
| 24 | 年 | 1月 | 17,539 | 14,810 | 35,543 | 34,698 | 6,685 | 844 | 100,792 | Jan. 2012 | |
| | | 2月 | 19,160 | 18,336 | 35,826 | 34,995 | 6,321 | 831 | 102,724 | Feb. | |
| | | 3月 | 20,075 | 15,334 | 37,068 | 36,182 | 6,425 | 886 | 101,328 | Mar. | |
| | | 4月 | 19,695 | 17,411 | 38,105 | 37,257 | 6,382 | 848 | 100,591 | Apr. | |
| | | 5月 | 20,519 | 16,552 | 36,832 | 35,888 | 6,037 | 944 | 101,092 | May | |
| | | 6月 | 19,707 | 11,696 | 34,110 | 33,350 | 5,805 | 760 | 98,647 | Jun. | |
| | | 7月 | 19,171 | 13,526 | 32,192 | 31,429 | 5,658 | 763 | 99,413 | Jul. | |
| | | 8月 | 18,482 | 15,071 | 35,053 | 34,303 | 6,412 | 751 | 98,002 | Aug. | |
| | | 9月 | 18,746 | 17,371 | 35,678 | 35,005 | 6,897 | 674 | 98,529 | Sep. | |
| | | 10月 | 20,053 | 18,896 | 37,169 | 36,125 | 7,265 | 1,045 | 100,397 | Oct. | |
| | | 11月 | 19,028 | 19,467 | 38,017 | 37,158 | 7,621 | 858 | 100,963 | Nov. | |
| | | 12月 | 17,923 | 15,614 | 35,839 | 34,677 | 7,056 | 1,162 | 98,748 | Dec. | |

ニット・衣服縫製品一生産内訳

Breakdown of production by Knit and Sewn clothing products

| 年 月 | 外 衣 Outerwear | | | | | | | | | | Year and Month |
|-----------|------------------|--------------|---------------------|---------------------------------|------------------------------------|----------------------------|--------------|---------------------|---------------------------------|------------------------------------|----------------|
| | 計 Outerwear | | | | | (1) ス ー ツ 類 計 ①~② Suits | | | | | |
| | Total | ニット製 Knit | 織物製 Woven fabric | 成年男子 ・少年用 Men's and boy's | 成年女子 ・少女用 Women's and girl's | Total | ニット製 Knit | 織物製 Woven fabric | 成年男子 ・少年用 Men's and boy's | 成年女子 ・少女用 Women's and girl's | |
| | | | | | | | | | | | |
| 平成 20 年 | 117,606 | 60,119 | 57,487 | 33,680 | 23,807 | 6,081 | 156 | 5,925 | 4,670 | 1,255 | C.Y. 2008 |
| 21 | 95,074 | 48,168 | 46,905 | 28,098 | 18,807 | 5,090 | 161 | 4,929 | 3,897 | 1,032 | C.Y. 2009 |
| 22 | 87,613 | 44,334 | 43,279 | 25,346 | 17,933 | 4,455 | 26 | 4,429 | 3,557 | 872 | C.Y. 2010 |
| 23 | 83,304 | 40,944 | 42,360 | 25,471 | 16,889 | 4,125 | 19 | 4,106 | 3,300 | 806 | C.Y. 2011 |
| 24 | 81,410 | 38,485 | 42,925 | 26,202 | 16,723 | 3,860 | 26 | 3,834 | 3,133 | 701 | C.Y. 2012 |
| 平成 22 年度 | 87,012 | 44,107 | 42,905 | 25,474 | 17,431 | 4,325 | 25 | 4,300 | 3,474 | 826 | F.Y. 2010 |
| 23 | 82,851 | 40,013 | 42,838 | 25,714 | 17,124 | 4,108 | 22 | 4,086 | 3,296 | 790 | F.Y. 2011 |
| 24 年 1~3月 | 21,420 | 10,107 | 11,313 | 6,737 | 4,577 | 1,017 | 8 | 1,010 | 813 | 197 | Q1 2012 |
| 4~6月 | 20,217 | 9,523 | 10,694 | 6,494 | 4,200 | 990 | 9 | 980 | 816 | 164 | Q2 |
| 7~9月 | 19,730 | 9,533 | 10,197 | 6,236 | 3,961 | 831 | 5 | 826 | 652 | 173 | Q3 |
| 10~12月 | 20,043 | 9,323 | 10,721 | 6,735 | 3,986 | 1,023 | 4 | 1,019 | 852 | 167 | Q4 |
| 24 年 1月 | 6,633 | 3,193 | 3,441 | 2,061 | 1,379 | 307 | 1 | 306 | 245 | 61 | Jan. 2012 |
| 2月 | 7,217 | 3,441 | 3,776 | 2,238 | 1,538 | 336 | 5 | 331 | 267 | 64 | Feb. |
| 3月 | 7,570 | 3,473 | 4,097 | 2,438 | 1,659 | 374 | 2 | 373 | 301 | 72 | Mar. |
| 4月 | 7,130 | 3,477 | 3,653 | 2,113 | 1,540 | 310 | 1 | 309 | 251 | 57 | Apr. |
| 5月 | 6,514 | 2,960 | 3,554 | 2,162 | 1,391 | 342 | 3 | 339 | 283 | 55 | May |
| 6月 | 6,573 | 3,085 | 3,488 | 2,220 | 1,268 | 338 | 5 | 333 | 282 | 51 | Jun. |
| 7月 | 6,630 | 3,183 | 3,446 | 2,124 | 1,322 | 305 | 1 | 304 | 241 | 63 | Jul. |
| 8月 | 6,298 | 2,987 | 3,311 | 2,010 | 1,301 | 248 | 2 | 246 | 195 | 51 | Aug. |
| 9月 | 6,802 | 3,363 | 3,440 | 2,102 | 1,337 | 277 | 2 | 275 | 217 | 58 | Sep. |
| 10月 | 6,957 | 3,269 | 3,688 | 2,289 | 1,399 | 344 | 1 | 343 | 281 | 62 | Oct. |
| 11月 | 6,698 | 3,137 | 3,560 | 2,250 | 1,310 | 353 | 2 | 351 | 296 | 55 | Nov. |
| 12月 | 6,388 | 2,916 | 3,473 | 2,196 | 1,277 | 325 | 1 | 325 | 275 | 50 | Dec. |

| 年 月 | 外 衣 Outerwear | | | | | | | | | | Year and Month |
|-----------|----------------------------|--------------|---------------------|---------------------------------|------------------------------------|-----------------------------------|--------------|---------------------|---------------------------------|------------------------------------|----------------|
| | ① 上 衣 Coats and jackets | | | | | ② ズボン・スカート Trousers and skirts | | | | | |
| | Total | ニット製 Knit | 織物製 Woven fabric | 成年男子 ・少年用 Men's and boy's | 成年女子 ・少女用 Women's and girl's | Total | ニット製 Knit | 織物製 Woven fabric | 成年男子 ・少年用 Men's and boy's | 成年女子 ・少女用 Women's and girl's | |
| | | | | | | | | | | | |
| 平成 20 年 | 3,608 | 86 | 3,522 | 2,859 | 663 | 2,473 | 70 | 2,403 | 1,811 | 592 | C.Y. 2008 |
| 21 | 3,028 | 93 | 2,934 | 2,401 | 533 | 2,062 | 67 | 1,995 | 1,495 | 499 | C.Y. 2009 |
| 22 | 2,568 | 23 | 2,545 | 2,164 | 381 | 1,887 | 3 | 1,884 | 1,393 | 491 | C.Y. 2010 |
| 23 | 2,343 | 17 | 2,326 | 2,053 | 273 | 1,782 | 2 | 1,780 | 1,247 | 533 | C.Y. 2011 |
| 24 | 2,121 | 24 | 2,097 | 1,905 | 193 | 1,739 | 2 | 1,737 | 1,228 | 508 | C.Y. 2012 |
| 平成 22 年度 | 2,484 | 22 | 2,462 | 2,125 | 337 | 1,840 | 3 | 1,838 | 1,349 | 489 | F.Y. 2010 |
| 23 | 2,302 | 20 | 2,281 | 2,036 | 246 | 1,807 | 2 | 1,804 | 1,260 | 544 | F.Y. 2011 |
| 24 年 1~3月 | 561 | 7 | 554 | 501 | 53 | 456 | 1 | 455 | 312 | 144 | Q1 2012 |
| 4~6月 | 539 | 9 | 530 | 484 | 45 | 451 | 0 | 450 | 332 | 119 | Q2 |
| 7~9月 | 457 | 5 | 452 | 407 | 46 | 374 | 1 | 373 | 246 | 128 | Q3 |
| 10~12月 | 564 | 4 | 561 | 512 | 49 | 458 | 1 | 458 | 340 | 118 | Q4 |
| 24 年 1月 | 171 | 1 | 170 | 154 | 16 | 136 | 0 | 135 | 90 | 45 | Jan. 2012 |
| 2月 | 188 | 4 | 184 | 167 | 17 | 147 | 0 | 147 | 100 | 47 | Feb. |
| 3月 | 202 | 1 | 200 | 180 | 20 | 173 | 0 | 173 | 121 | 51 | Mar. |
| 4月 | 170 | 1 | 169 | 154 | 16 | 140 | 0 | 139 | 98 | 42 | Apr. |
| 5月 | 183 | 3 | 180 | 164 | 15 | 159 | 0 | 159 | 119 | 40 | May |
| 6月 | 186 | 5 | 181 | 167 | 14 | 152 | 0 | 152 | 115 | 37 | Jun. |
| 7月 | 163 | 1 | 162 | 146 | 16 | 142 | 0 | 142 | 94 | 48 | Jul. |
| 8月 | 140 | 2 | 139 | 125 | 14 | 108 | 0 | 108 | 70 | 37 | Aug. |
| 9月 | 154 | 2 | 152 | 136 | 16 | 124 | 0 | 123 | 81 | 43 | Sep. |
| 10月 | 189 | 1 | 188 | 169 | 18 | 156 | 0 | 155 | 111 | 44 | Oct. |
| 11月 | 195 | 2 | 193 | 177 | 16 | 158 | 0 | 158 | 120 | 38 | Nov. |
| 12月 | 181 | 0 | 180 | 166 | 14 | 145 | 0 | 144 | 109 | 36 | Dec. |

ニット・衣服縫製品一生産内訳

Breakdown of production by Knit and Sewn clothing products

| 年 月 | | | 外 衣 Outerwear | | | | | | | | | | Year and Month |
|-----|----|--------|---|--------------|---------------------|---------------------------------|------------------------------------|--|--------------|---------------------|---------------------------------|------------------------------------|----------------|
| | | | (2) オーバーコート・ジャケット類 Jackets, blazers and jumper jackets | | | | | (3) ズボン・スラックス・スカート類 Trousers and slacks | | | | | |
| | | | 計 Total | ニット製 Knit | 織物製 Woven fabric | 成年男子 ・少年用 Men's and boy's | 成年女子 ・少女用 Women's and girl's | 計 Total | ニット製 Knit | 織物製 Woven fabric | 成年男子 ・少年用 Men's and boy's | 成年女子 ・少女用 Women's and girl's | |
| | | | | | | | | | | | | | |
| 平成 | 20 | 年 | 4,436 | 187 | 4,248 | 1,257 | 2,991 | 16,156 | 610 | 15,545 | 6,947 | 8,598 | C.Y. 2008 |
| | 21 | | 3,627 | 122 | 3,505 | 1,133 | 2,372 | 12,205 | 598 | 11,608 | 5,361 | 6,247 | C.Y. 2009 |
| | 22 | | 3,590 | 109 | 3,481 | 1,041 | 2,440 | 11,103 | 671 | 10,432 | 4,685 | 5,748 | C.Y. 2010 |
| | 23 | | 3,277 | 89 | 3,187 | 1,063 | 2,124 | 10,573 | 514 | 10,058 | 4,794 | 5,264 | C.Y. 2011 |
| | 24 | | 3,243 | 98 | 3,145 | 1,008 | 2,137 | 10,129 | 572 | 9,557 | 4,701 | 4,856 | C.Y. 2012 |
| 平成 | 22 | 年度 | 3,499 | 95 | 3,404 | 1,063 | 2,340 | 11,018 | 645 | 10,373 | 4,849 | 5,524 | F.Y. 2010 |
| | 23 | | 3,251 | 92 | 3,159 | 1,032 | 2,127 | 10,377 | 527 | 9,850 | 4,640 | 5,210 | F.Y. 2011 |
| 24 | 年 | 1~3月 | 817 | 16 | 802 | 246 | 555 | 2,473 | 146 | 2,327 | 1,064 | 1,263 | Q1 2012 |
| | | 4~6月 | 719 | 13 | 706 | 251 | 456 | 2,616 | 133 | 2,483 | 1,294 | 1,189 | Q2 |
| | | 7~9月 | 841 | 26 | 815 | 256 | 559 | 2,567 | 144 | 2,423 | 1,198 | 1,225 | Q3 |
| | | 10~12月 | 865 | 44 | 821 | 255 | 567 | 2,473 | 149 | 2,324 | 1,145 | 1,179 | Q4 |
| 24 | 年 | 1月 | 264 | 4 | 260 | 80 | 180 | 693 | 46 | 647 | 279 | 367 | Jan. 2012 |
| | | 2月 | 284 | 7 | 277 | 83 | 194 | 827 | 46 | 781 | 349 | 432 | Feb. |
| | | 3月 | 270 | 5 | 265 | 83 | 182 | 953 | 54 | 900 | 436 | 464 | Mar. |
| | | 4月 | 248 | 6 | 242 | 77 | 165 | 927 | 48 | 878 | 423 | 456 | Apr. |
| | | 5月 | 232 | 3 | 229 | 82 | 147 | 809 | 44 | 765 | 415 | 351 | May |
| | | 6月 | 239 | 4 | 235 | 92 | 143 | 880 | 40 | 840 | 457 | 383 | Jun. |
| | | 7月 | 265 | 5 | 260 | 91 | 170 | 848 | 41 | 807 | 415 | 392 | Jul. |
| | | 8月 | 271 | 8 | 264 | 77 | 186 | 859 | 59 | 800 | 391 | 409 | Aug. |
| | | 9月 | 305 | 13 | 291 | 88 | 203 | 860 | 44 | 816 | 392 | 424 | Sep. |
| | | 10月 | 306 | 20 | 286 | 84 | 202 | 868 | 55 | 813 | 382 | 431 | Oct. |
| | | 11月 | 292 | 17 | 274 | 89 | 185 | 806 | 40 | 766 | 384 | 382 | Nov. |
| | | 12月 | 268 | 6 | 261 | 82 | 180 | 799 | 54 | 745 | 379 | 366 | Dec. |

| 年 月 | | | 外 衣 Outerwear | | | | | | | | | | Year and Month |
|-----|----|--------|------------------------|--------------|---------------------|---------------------------------|------------------------------------|---|--------------|---------------------|---------------------------------|------------------------------------|----------------|
| | | | (4) ド レ ス 類 Dresses | | | | | (5) セーター・カーディガン・ベスト類 Sweaters, cardigans and vests | | | | | |
| | | | 計 Total | ニット製 Knit | 織物製 Woven fabric | 成年男子 ・少年用 Men's and boy's | 成年女子 ・少女用 Women's and girl's | 計 Total | ニット製 Knit | 織物製 Woven fabric | 成年男子 ・少年用 Men's and boy's | 成年女子 ・少女用 Women's and girl's | |
| | | | | | | | | | | | | | |
| 平成 | 20 | 年 | 1,096 | 150 | 946 | ... | 946 | 7,265 | 7,108 | 158 | 12 | 145 | C.Y. 2008 |
| | 21 | | 1,058 | 278 | 779 | ... | 779 | 5,984 | 5,839 | 146 | 12 | 133 | C.Y. 2009 |
| | 22 | | 1,149 | 429 | 719 | ... | 719 | 4,125 | 3,978 | 147 | 15 | 132 | C.Y. 2010 |
| | 23 | | 989 | 379 | 610 | ... | 610 | 4,058 | 3,918 | 139 | 14 | 125 | C.Y. 2011 |
| | 24 | | 998 | 369 | 630 | ... | 630 | 4,105 | 3,947 | 158 | 16 | 142 | C.Y. 2012 |
| 平成 | 22 | 年度 | 1,111 | 447 | 665 | ... | 665 | 4,140 | 3,992 | 148 | 14 | 134 | F.Y. 2010 |
| | 23 | | 988 | 350 | 638 | ... | 638 | 4,053 | 3,910 | 144 | 15 | 129 | F.Y. 2011 |
| 24 | 年 | 1~3月 | 259 | 89 | 170 | ... | 170 | 1,024 | 984 | 39 | 5 | 34 | Q1 2012 |
| | | 4~6月 | 275 | 93 | 181 | ... | 181 | 876 | 833 | 43 | 3 | 40 | Q2 |
| | | 7~9月 | 276 | 128 | 148 | ... | 148 | 1,130 | 1,084 | 46 | 4 | 42 | Q3 |
| | | 10~12月 | 189 | 59 | 130 | ... | 130 | 1,075 | 1,045 | 30 | 4 | 26 | Q4 |
| 24 | 年 | 1月 | 75 | 27 | 48 | ... | 48 | 326 | 314 | 12 | 2 | 11 | Jan. 2012 |
| | | 2月 | 83 | 30 | 53 | ... | 53 | 339 | 325 | 14 | 2 | 13 | Feb. |
| | | 3月 | 101 | 32 | 69 | ... | 69 | 358 | 346 | 12 | 1 | 11 | Mar. |
| | | 4月 | 99 | 28 | 72 | ... | 72 | 339 | 326 | 13 | 1 | 12 | Apr. |
| | | 5月 | 94 | 31 | 63 | ... | 63 | 269 | 256 | 13 | 1 | 11 | May |
| | | 6月 | 81 | 35 | 46 | ... | 46 | 268 | 251 | 17 | 1 | 16 | Jun. |
| | | 7月 | 93 | 41 | 52 | ... | 52 | 340 | 316 | 24 | 1 | 23 | Jul. |
| | | 8月 | 97 | 43 | 54 | ... | 54 | 348 | 335 | 12 | 1 | 11 | Aug. |
| | | 9月 | 85 | 44 | 42 | ... | 42 | 442 | 432 | 10 | 1 | 9 | Sep. |
| | | 10月 | 73 | 25 | 47 | ... | 47 | 423 | 413 | 10 | 1 | 9 | Oct. |
| | | 11月 | 61 | 16 | 45 | ... | 45 | 350 | 341 | 10 | 1 | 8 | Nov. |
| | | 12月 | 56 | 17 | 39 | ... | 39 | 302 | 292 | 10 | 1 | 9 | Dec. |

ニット・衣服縫製品一生産内訳

Breakdown of production by Knit and Sewn clothing products

| 年 月 | | | 外 衣 Outerwear | | | | | | | | | | Year and Month |
|-------|------|--------------|------------------------------------|--------------------|-------|--------------|--------------|--|--------------------|-------|--------------|--------------|----------------|
| | | | 単位：1,000点 Unit: 1,000number | | | | | | | | | | |
| | | | (6) 学 校 服 計 ③～④ School uniforms | | | | | ③ 上 衣・オ ー バ ー コ ー ト Coats and jackets | | | | | |
| | | | 計 | ニット製 | 織物製 | 成年男子 ・少年用 | 成年女子 ・少女用 | 計 | ニット製 | 織物製 | 成年男子 ・少年用 | 成年女子 ・少女用 | |
| Total | Knit | Woven fabric | Men's and boy's | Women's and girl's | Total | Knit | Woven fabric | Men's and boy's | Women's and girl's | | | | |
| 平成 | 20 | 年 | 6,570 | 35 | 6,534 | 3,494 | 3,041 | 2,783 | - | 2,783 | 1,157 | 1,626 | C.Y. 2008 |
| | 21 | | 5,692 | 55 | 5,637 | 3,269 | 2,368 | 2,394 | - | 2,394 | 1,126 | 1,268 | C.Y. 2009 |
| | 22 | | 5,752 | 79 | 5,673 | 3,285 | 2,388 | 2,410 | - | 2,410 | 1,149 | 1,261 | C.Y. 2010 |
| | 23 | | 5,985 | ... | 5,985 | 3,447 | 2,538 | 2,508 | ... | 2,508 | 1,173 | 1,335 | C.Y. 2011 |
| | 24 | | 5,874 | ... | 5,874 | 3,339 | 2,535 | 2,481 | ... | 2,481 | 1,167 | 1,314 | C.Y. 2012 |
| 平成 | 22 | 年度 | 5,769 | 58 | 5,711 | 3,290 | 2,421 | 2,414 | - | 2,414 | 1,130 | 1,284 | F.Y. 2010 |
| | 23 | | 5,971 | ... | 5,971 | 3,442 | 2,528 | 2,492 | ... | 2,492 | 1,184 | 1,308 | F.Y. 2011 |
| | 24 | 年 | 1,694 | ... | 1,694 | 951 | 743 | 762 | ... | 762 | 360 | 402 | Q1 2012 |
| | | 1～3月 | 1,317 | ... | 1,317 | 704 | 612 | 509 | ... | 509 | 222 | 288 | Q2 |
| | | 4～6月 | 1,276 | ... | 1,276 | 732 | 544 | 546 | ... | 546 | 258 | 289 | Q3 |
| | | 7～9月 | 1,587 | ... | 1,587 | 951 | 636 | 663 | ... | 663 | 327 | 336 | Q4 |
| | | 10～12月 | | | | | | | | | | | |
| 24 | 年 | 1月 | 500 | ... | 500 | 283 | 217 | 221 | ... | 221 | 104 | 117 | Jan. 2012 |
| | | 2月 | 584 | ... | 584 | 337 | 247 | 261 | ... | 261 | 129 | 132 | Feb. |
| | | 3月 | 611 | ... | 611 | 332 | 279 | 280 | ... | 280 | 127 | 153 | Mar. |
| | | 4月 | 475 | ... | 475 | 244 | 232 | 172 | ... | 172 | 64 | 109 | Apr. |
| | | 5月 | 465 | ... | 465 | 242 | 223 | 173 | ... | 173 | 73 | 100 | May |
| | | 6月 | 376 | ... | 376 | 218 | 158 | 164 | ... | 164 | 85 | 79 | Jun. |
| | | 7月 | 424 | ... | 424 | 243 | 181 | 181 | ... | 181 | 85 | 96 | Jul. |
| | | 8月 | 404 | ... | 404 | 232 | 171 | 170 | ... | 170 | 79 | 91 | Aug. |
| | | 9月 | 449 | ... | 449 | 257 | 192 | 195 | ... | 195 | 93 | 102 | Sep. |
| | | 10月 | 508 | ... | 508 | 302 | 206 | 212 | ... | 212 | 103 | 110 | Oct. |
| | | 11月 | 534 | ... | 534 | 324 | 210 | 225 | ... | 225 | 113 | 112 | Nov. |
| | | 12月 | 545 | ... | 545 | 326 | 220 | 226 | ... | 226 | 111 | 115 | Dec. |

| 年 月 | | | 外 衣 Outerwear | | | | | | | | | | Year and Month |
|-------|------|--------------|-----------------------------------|--------------------|-------|--------------|--------------|--|--------------------|-------|--------------|--------------|----------------|
| | | | 単位：1,000点 Unit: 1,000number | | | | | | | | | | |
| | | | ④ ズボン・スカート Trousers and skirts | | | | | (7) 制服・作業服・事務服 計 ⑤～⑥ Uniforms, office and work clothing | | | | | |
| | | | 計 | ニット製 | 織物製 | 成年男子 ・少年用 | 成年女子 ・少女用 | 計 | ニット製 | 織物製 | 成年男子 ・少年用 | 成年女子 ・少女用 | |
| Total | Knit | Woven fabric | Men's and boy's | Women's and girl's | Total | Knit | Woven fabric | Men's and boy's | Women's and girl's | | | | |
| 平成 | 20 | 年 | 3,751 | - | 3,751 | 2,336 | 1,415 | 7,608 | 299 | 7,309 | 5,283 | 2,026 | C.Y. 2008 |
| | 21 | | 3,242 | - | 3,242 | 2,143 | 1,099 | 5,700 | 180 | 5,519 | 3,735 | 1,785 | C.Y. 2009 |
| | 22 | | 3,263 | - | 3,263 | 2,136 | 1,127 | 5,454 | 370 | 5,084 | 3,418 | 1,666 | C.Y. 2010 |
| | 23 | | 3,477 | ... | 3,477 | 2,274 | 1,203 | 5,162 | ... | 5,162 | 3,568 | 1,595 | C.Y. 2011 |
| | 24 | | 3,393 | ... | 3,393 | 2,172 | 1,221 | 5,038 | ... | 5,038 | 3,517 | 1,521 | C.Y. 2012 |
| 平成 | 22 | 年度 | 3,297 | - | 3,297 | 2,160 | 1,137 | 5,354 | 283 | 5,071 | 3,451 | 1,620 | F.Y. 2010 |
| | 23 | | 3,479 | ... | 3,479 | 2,258 | 1,220 | 5,264 | ... | 5,264 | 3,639 | 1,625 | F.Y. 2011 |
| | 24 | 年 | 933 | ... | 933 | 591 | 341 | 1,364 | ... | 1,364 | 943 | 421 | Q1 2012 |
| | | 1～3月 | 807 | ... | 807 | 483 | 325 | 1,285 | ... | 1,285 | 874 | 411 | Q2 |
| | | 4～6月 | 730 | ... | 730 | 475 | 255 | 1,193 | ... | 1,193 | 848 | 345 | Q3 |
| | | 7～9月 | 923 | ... | 923 | 624 | 300 | 1,195 | ... | 1,195 | 852 | 344 | Q4 |
| | | 10～12月 | | | | | | | | | | | |
| 24 | 年 | 1月 | 279 | ... | 279 | 179 | 100 | 427 | ... | 427 | 295 | 131 | Jan. 2012 |
| | | 2月 | 323 | ... | 323 | 208 | 115 | 463 | ... | 463 | 323 | 141 | Feb. |
| | | 3月 | 330 | ... | 330 | 204 | 126 | 474 | ... | 474 | 325 | 149 | Mar. |
| | | 4月 | 303 | ... | 303 | 180 | 123 | 441 | ... | 441 | 300 | 141 | Apr. |
| | | 5月 | 291 | ... | 291 | 169 | 123 | 422 | ... | 422 | 286 | 136 | May |
| | | 6月 | 213 | ... | 213 | 134 | 79 | 423 | ... | 423 | 288 | 134 | Jun. |
| | | 7月 | 242 | ... | 242 | 158 | 84 | 412 | ... | 412 | 296 | 116 | Jul. |
| | | 8月 | 234 | ... | 234 | 153 | 81 | 387 | ... | 387 | 277 | 111 | Aug. |
| | | 9月 | 254 | ... | 254 | 164 | 90 | 395 | ... | 395 | 276 | 118 | Sep. |
| | | 10月 | 296 | ... | 296 | 199 | 97 | 408 | ... | 408 | 292 | 116 | Oct. |
| | | 11月 | 308 | ... | 308 | 210 | 98 | 406 | ... | 406 | 294 | 112 | Nov. |
| | | 12月 | 319 | ... | 319 | 215 | 104 | 381 | ... | 381 | 266 | 115 | Dec. |

ニット・衣服縫製品一生産内訳

Breakdown of production by Knit and Sewn clothing products

| 年 月 | | | 外 衣 Outerwear | | | | | | | | Year and Month | | |
|-----|----|--------|--|--------------|---------------------|---------------------------------|------------------------------------|-----------------------------------|--------------|---------------------|----------------|---------------------------------|------------------------------------|
| | | | ⑤ 上衣・オーバーコート(衛生白衣を含む) Coats and jackets | | | | | ⑥ ズボン・スカート Trousers and skirts | | | | | |
| | | | 計 Total | ニット製 Knit | 織物製 Woven fabric | 成年男子 ・少年用 Men's and boy's | 成年女子 ・少女用 Women's and girl's | 計 Total | ニット製 Knit | 織物製 Woven fabric | | 成年男子 ・少年用 Men's and boy's | 成年女子 ・少女用 Women's and girl's |
| | | | | | | | | | | | | | |
| 平成 | 20 | 年 | 4,135 | - | 4,135 | 2,591 | 1,544 | 3,174 | - | 3,174 | 2,692 | 482 | C.Y. 2008 |
| | 21 | | 3,236 | - | 3,236 | 1,805 | 1,431 | 2,283 | - | 2,283 | 1,929 | 354 | C.Y. 2009 |
| | 22 | | 3,053 | - | 3,053 | 1,730 | 1,322 | 2,032 | - | 2,032 | 1,688 | 344 | C.Y. 2010 |
| | 23 | | 3,075 | ... | 3,075 | 1,805 | 1,270 | 2,087 | ... | 2,087 | 1,762 | 325 | C.Y. 2011 |
| | 24 | | 2,949 | ... | 2,949 | 1,739 | 1,210 | 2,089 | ... | 2,089 | 1,779 | 311 | C.Y. 2012 |
| 平成 | 22 | 年度 | 3,044 | - | 3,044 | 1,753 | 1,291 | 2,027 | - | 2,027 | 1,698 | 329 | F.Y. 2010 |
| | 23 | | 3,126 | ... | 3,126 | 1,836 | 1,290 | 2,139 | ... | 2,139 | 1,803 | 335 | F.Y. 2011 |
| 24 | 年 | 1~3月 | 810 | ... | 810 | 477 | 333 | 554 | ... | 554 | 465 | 89 | Q1 2012 |
| | | 4~6月 | 753 | ... | 753 | 427 | 327 | 532 | ... | 532 | 447 | 85 | Q2 |
| | | 7~9月 | 693 | ... | 693 | 417 | 276 | 500 | ... | 500 | 431 | 68 | Q3 |
| | | 10~12月 | 692 | ... | 692 | 417 | 275 | 503 | ... | 503 | 434 | 69 | Q4 |
| 24 | 年 | 1月 | 253 | ... | 253 | 148 | 105 | 174 | ... | 174 | 148 | 26 | Jan. 2012 |
| | | 2月 | 276 | ... | 276 | 166 | 110 | 187 | ... | 187 | 157 | 30 | Feb. |
| | | 3月 | 281 | ... | 281 | 164 | 117 | 193 | ... | 193 | 161 | 32 | Mar. |
| | | 4月 | 254 | ... | 254 | 146 | 108 | 187 | ... | 187 | 155 | 33 | Apr. |
| | | 5月 | 247 | ... | 247 | 140 | 107 | 174 | ... | 174 | 146 | 28 | May |
| | | 6月 | 252 | ... | 252 | 141 | 111 | 170 | ... | 170 | 147 | 24 | Jun. |
| | | 7月 | 234 | ... | 234 | 142 | 92 | 177 | ... | 177 | 154 | 24 | Jul. |
| | | 8月 | 222 | ... | 222 | 135 | 87 | 165 | ... | 165 | 142 | 23 | Aug. |
| | | 9月 | 237 | ... | 237 | 140 | 97 | 158 | ... | 158 | 136 | 22 | Sep. |
| | | 10月 | 237 | ... | 237 | 144 | 93 | 171 | ... | 171 | 148 | 23 | Oct. |
| | | 11月 | 232 | ... | 232 | 142 | 90 | 174 | ... | 174 | 153 | 22 | Nov. |
| | | 12月 | 224 | ... | 224 | 132 | 91 | 158 | ... | 158 | 134 | 24 | Dec. |

| 年 月 | | | 外 衣 Outerwear | | | | | | | | Year and Month | | |
|-----|----|--------|-----------------------------------|--------------|---------------------|---------------------------------|------------------------------------|----------------------------|--------------|---------------------|----------------|---------------------------------|------------------------------------|
| | | | (8) スポーツ用 計 ⑦~⑧ Sport clothing | | | | | ⑦ 上 衣 Coats and jackets | | | | | |
| | | | 計 Total | ニット製 Knit | 織物製 Woven fabric | 成年男子 ・少年用 Men's and boy's | 成年女子 ・少女用 Women's and girl's | 計 Total | ニット製 Knit | 織物製 Woven fabric | | 成年男子 ・少年用 Men's and boy's | 成年女子 ・少女用 Women's and girl's |
| | | | | | | | | | | | | | |
| 平成 | 20 | 年 | 23,522 | 19,883 | 3,639 | 3,106 | 533 | 12,602 | 10,504 | 2,098 | 1,790 | 309 | C.Y. 2008 |
| | 21 | | 20,560 | 17,159 | 3,401 | 2,960 | 442 | 11,226 | 9,409 | 1,816 | 1,559 | 257 | C.Y. 2009 |
| | 22 | | 19,492 | 16,668 | 2,825 | 2,445 | 380 | 10,898 | 9,493 | 1,405 | 1,196 | 209 | C.Y. 2010 |
| | 23 | | 20,002 | 17,007 | 2,995 | 2,585 | 410 | 11,067 | 9,482 | 1,585 | 1,355 | 230 | C.Y. 2011 |
| | 24 | | 18,226 | 15,491 | 2,735 | 2,427 | 308 | 10,019 | 8,775 | 1,243 | 1,062 | 181 | C.Y. 2012 |
| 平成 | 22 | 年度 | 19,803 | 16,967 | 2,836 | 2,446 | 389 | 11,044 | 9,588 | 1,456 | 1,235 | 221 | F.Y. 2010 |
| | 23 | | 19,634 | 16,565 | 3,069 | 2,637 | 432 | 10,938 | 9,312 | 1,626 | 1,382 | 243 | F.Y. 2011 |
| 24 | 年 | 1~3月 | 5,178 | 4,296 | 882 | 740 | 141 | 2,984 | 2,499 | 485 | 397 | 87 | Q1 2012 |
| | | 4~6月 | 4,364 | 3,716 | 648 | 572 | 76 | 2,357 | 2,055 | 302 | 256 | 47 | Q2 |
| | | 7~9月 | 4,244 | 3,663 | 581 | 531 | 50 | 2,309 | 2,102 | 207 | 182 | 25 | Q3 |
| | | 10~12月 | 4,440 | 3,816 | 624 | 583 | 41 | 2,369 | 2,119 | 250 | 228 | 22 | Q4 |
| 24 | 年 | 1月 | 1,562 | 1,279 | 283 | 244 | 39 | 865 | 722 | 143 | 123 | 20 | Jan. 2012 |
| | | 2月 | 1,791 | 1,507 | 285 | 241 | 44 | 1,057 | 895 | 163 | 133 | 30 | Feb. |
| | | 3月 | 1,824 | 1,511 | 313 | 255 | 59 | 1,061 | 883 | 179 | 142 | 37 | Mar. |
| | | 4月 | 1,605 | 1,423 | 181 | 156 | 26 | 873 | 781 | 92 | 76 | 16 | Apr. |
| | | 5月 | 1,424 | 1,164 | 260 | 231 | 29 | 772 | 645 | 126 | 110 | 16 | May |
| | | 6月 | 1,335 | 1,128 | 207 | 185 | 22 | 713 | 629 | 84 | 70 | 14 | Jun. |
| | | 7月 | 1,466 | 1,267 | 199 | 180 | 19 | 803 | 728 | 75 | 62 | 13 | Jul. |
| | | 8月 | 1,377 | 1,180 | 198 | 180 | 18 | 770 | 695 | 75 | 67 | 8 | Aug. |
| | | 9月 | 1,401 | 1,217 | 184 | 171 | 13 | 736 | 679 | 57 | 53 | 4 | Sep. |
| | | 10月 | 1,484 | 1,268 | 216 | 204 | 12 | 780 | 695 | 85 | 79 | 6 | Oct. |
| | | 11月 | 1,489 | 1,288 | 201 | 187 | 14 | 785 | 702 | 83 | 76 | 7 | Nov. |
| | | 12月 | 1,467 | 1,261 | 206 | 191 | 15 | 803 | 722 | 81 | 73 | 9 | Dec. |

ニット・衣服縫製品一生産内訳

Breakdown of production by Knit and Sewn clothing products

| 年 月 | | | 外 衣 Outerwear | | | | | | | | | | Year and Month |
|-----|----|--------|-----------------------------------|--------------|---------------------|---------------------------------|------------------------------------|--|--------------|---------------------|---------------------------------|------------------------------------|----------------|
| | | | ⑧ ズボン・スカート Trousers and skirts | | | | | (9) ワイシャツ・ブラウス White shirts and blouses | | | | | |
| | | | 計 Total | ニット製 Knit | 織物製 Woven fabric | 成年男子 ・少年用 Men's and boy's | 成年女子 ・少女用 Women's and girl's | 計 Total | ニット製 Knit | 織物製 Woven fabric | 成年男子 ・少年用 Men's and boy's | 成年女子 ・少女用 Women's and girl's | |
| | | | | | | | | | | | | | |
| 平成 | 20 | 年 | 10,920 | 9,379 | 1,541 | 1,316 | 225 | 12,721 | 925 | 11,795 | 8,199 | 3,596 | C.Y. 2008 |
| | 21 | | 9,335 | 7,750 | 1,585 | 1,401 | 184 | 10,677 | 598 | 10,079 | 6,909 | 3,170 | C.Y. 2009 |
| | 22 | | 8,594 | 7,175 | 1,420 | 1,249 | 171 | 9,448 | 509 | 8,939 | 5,759 | 3,180 | C.Y. 2010 |
| | 23 | | 8,935 | 7,524 | 1,411 | 1,230 | 180 | 9,076 | 408 | 8,668 | 5,593 | 3,075 | C.Y. 2011 |
| | 24 | | 8,208 | 6,716 | 1,492 | 1,364 | 127 | 10,152 | 231 | 9,921 | 6,424 | 3,497 | C.Y. 2012 |
| 平成 | 22 | 年度 | 8,758 | 7,379 | 1,379 | 1,211 | 169 | 9,354 | 527 | 8,827 | 5,715 | 3,112 | F.Y. 2010 |
| | 23 | | 8,696 | 7,253 | 1,443 | 1,255 | 189 | 9,546 | 366 | 9,181 | 5,884 | 3,296 | F.Y. 2011 |
| 24 | 年 | 1~3月 | 2,194 | 1,797 | 397 | 343 | 54 | 2,696 | 65 | 2,631 | 1,668 | 963 | Q1 2012 |
| | | 4~6月 | 2,007 | 1,661 | 346 | 317 | 30 | 2,655 | 69 | 2,586 | 1,636 | 950 | Q2 |
| | | 7~9月 | 1,935 | 1,561 | 374 | 350 | 25 | 2,350 | 50 | 2,300 | 1,524 | 776 | Q3 |
| | | 10~12月 | 2,071 | 1,697 | 374 | 355 | 19 | 2,451 | 47 | 2,404 | 1,596 | 808 | Q4 |
| 24 | 年 | 1月 | 697 | 557 | 141 | 122 | 19 | 858 | 27 | 832 | 531 | 300 | Jan. 2012 |
| | | 2月 | 734 | 612 | 122 | 108 | 14 | 885 | 22 | 863 | 542 | 321 | Feb. |
| | | 3月 | 763 | 628 | 134 | 113 | 21 | 953 | 17 | 936 | 595 | 341 | Mar. |
| | | 4月 | 732 | 642 | 90 | 80 | 9 | 910 | 26 | 884 | 549 | 335 | Apr. |
| | | 5月 | 653 | 519 | 134 | 121 | 13 | 885 | 23 | 862 | 529 | 332 | May |
| | | 6月 | 623 | 500 | 123 | 116 | 8 | 860 | 20 | 840 | 558 | 282 | Jun. |
| | | 7月 | 663 | 539 | 124 | 118 | 6 | 797 | 18 | 779 | 512 | 268 | Jul. |
| | | 8月 | 608 | 485 | 123 | 113 | 10 | 756 | 15 | 741 | 482 | 259 | Aug. |
| | | 9月 | 664 | 537 | 127 | 119 | 8 | 797 | 17 | 780 | 530 | 250 | Sep. |
| | | 10月 | 703 | 573 | 131 | 125 | 6 | 848 | 21 | 827 | 551 | 277 | Oct. |
| | | 11月 | 704 | 586 | 118 | 112 | 7 | 797 | 13 | 784 | 515 | 269 | Nov. |
| | | 12月 | 664 | 539 | 125 | 119 | 7 | 806 | 13 | 793 | 530 | 262 | Dec. |

| 年 月 | | | 外 衣 Outerwear | | | | | | | | | | Year and Month |
|-----|----|--------|---|--------------|---------------------|---------------------------------|------------------------------------|--------------------------------|--------------|---------------------|---------------------------------|------------------------------------|----------------|
| | | | (10) アウターシャツ・スポーツシャツ・Tシャツ Outer shirts, sports shirts and T-shirts | | | | | (11) その他の外衣 Other Outerwear | | | | | |
| | | | 計 Total | ニット製 Knit | 織物製 Woven fabric | 成年男子 ・少年用 Men's and boy's | 成年女子 ・少女用 Women's and girl's | 計 Total | ニット製 Knit | 織物製 Woven fabric | 成年男子 ・少年用 Men's and boy's | 成年女子 ・少女用 Women's and girl's | |
| | | | | | | | | | | | | | |
| 平成 | 20 | 年 | 23,434 | 22,424 | 1,010 | 611 | 398 | 8,717 | 8,340 | 376 | 100 | 277 | C.Y. 2008 |
| | 21 | | 17,530 | 16,586 | 944 | 625 | 319 | 6,951 | 6,593 | 358 | 198 | 161 | C.Y. 2009 |
| | 22 | | 16,088 | 15,005 | 1,083 | 850 | 233 | 6,956 | 6,490 | 466 | 291 | 176 | C.Y. 2010 |
| | 23 | | 13,521 | 12,402 | 1,119 | 927 | 193 | 6,537 | 6,207 | 330 | 181 | 148 | C.Y. 2011 |
| | 24 | | 11,767 | 10,154 | 1,613 | 1,380 | 233 | 8,018 | 7,597 | 421 | 257 | 163 | C.Y. 2012 |
| 平成 | 22 | 年度 | 15,539 | 14,414 | 1,126 | 897 | 228 | 7,099 | 6,654 | 445 | 274 | 171 | F.Y. 2010 |
| | 23 | | 12,832 | 11,709 | 1,123 | 929 | 194 | 6,826 | 6,472 | 354 | 199 | 155 | F.Y. 2011 |
| 24 | 年 | 1~3月 | 2,865 | 2,575 | 290 | 243 | 47 | 2,034 | 1,929 | 105 | 63 | 43 | Q1 2012 |
| | | 4~6月 | 2,936 | 2,559 | 377 | 297 | 79 | 2,184 | 2,097 | 86 | 46 | 40 | Q2 |
| | | 7~9月 | 3,051 | 2,577 | 474 | 406 | 68 | 1,970 | 1,856 | 114 | 84 | 31 | Q3 |
| | | 10~12月 | 2,915 | 2,443 | 472 | 433 | 39 | 1,830 | 1,715 | 114 | 64 | 50 | Q4 |
| 24 | 年 | 1月 | 907 | 817 | 90 | 78 | 12 | 716 | 678 | 37 | 25 | 13 | Jan. 2012 |
| | | 2月 | 961 | 868 | 94 | 81 | 13 | 663 | 632 | 31 | 13 | 18 | Feb. |
| | | 3月 | 996 | 890 | 106 | 85 | 21 | 655 | 618 | 37 | 25 | 12 | Mar. |
| | | 4月 | 1,080 | 962 | 117 | 90 | 28 | 696 | 657 | 39 | 22 | 17 | Apr. |
| | | 5月 | 909 | 798 | 112 | 82 | 30 | 663 | 638 | 25 | 11 | 14 | May |
| | | 6月 | 947 | 799 | 148 | 126 | 22 | 826 | 803 | 23 | 13 | 9 | Jun. |
| | | 7月 | 1,029 | 869 | 160 | 131 | 29 | 650 | 625 | 25 | 15 | 10 | Jul. |
| | | 8月 | 930 | 771 | 159 | 140 | 20 | 620 | 575 | 46 | 35 | 11 | Aug. |
| | | 9月 | 1,092 | 937 | 155 | 135 | 20 | 700 | 656 | 44 | 34 | 10 | Sep. |
| | | 10月 | 1,005 | 826 | 179 | 162 | 18 | 690 | 641 | 50 | 31 | 19 | Oct. |
| | | 11月 | 984 | 833 | 151 | 140 | 11 | 626 | 587 | 39 | 20 | 19 | Nov. |
| | | 12月 | 926 | 784 | 142 | 132 | 10 | 513 | 487 | 26 | 14 | 12 | Dec. |

ニット・衣服縫製品一生産内訳

Breakdown of production by Knit and Sewn clothing products

| 年 月 | | | 下着・寝着類 Underwear and nightwear | | | | | | | | | | Year and Month |
|-----|----|--------|------------------------------------|--------|--------------|-----------------|--------------------|---|--------|--------------|-----------------|--------------------|----------------|
| | | | 計 Underwear and nightwear total | | | | | 計 ① アンダーシャツ・クレープシャツ Undershirts and crapeshirts | | | | | |
| | | | Total | ニット製 | 織物製 | 成年男子・少年用 | 成年女子・少女用 | Total | ニット製 | 織物製 | 成年男子・少年用 | 成年女子・少女用 | |
| | | | | Knit | Woven fabric | Men's and boy's | Women's and girl's | | Knit | Woven fabric | Men's and boy's | Women's and girl's | |
| 平成 | 20 | 年 | 81,834 | 73,718 | 8,116 | 2,647 | 5,469 | 29,636 | 29,421 | 216 | - | - | C.Y. 2008 |
| | 21 | | 78,864 | 73,535 | 5,329 | 348 | 4,981 | 33,691 | 33,691 | - | - | - | C.Y. 2009 |
| | 22 | | 55,927 | 51,122 | 4,805 | 354 | 4,451 | 21,474 | 21,474 | - | - | - | C.Y. 2010 |
| | 23 | | 50,647 | 45,765 | 4,882 | 377 | 4,505 | 19,645 | 19,645 | ... | ... | ... | C.Y. 2011 |
| | 24 | | 48,120 | 43,979 | 4,141 | 474 | 3,667 | 17,922 | 17,922 | ... | ... | ... | C.Y. 2012 |
| 平成 | 22 | 年度 | 54,322 | 49,436 | 4,886 | 353 | 4,533 | 20,520 | 20,520 | - | - | - | F.Y. 2010 |
| | 23 | | 50,501 | 45,821 | 4,680 | 398 | 4,283 | 19,629 | 19,629 | ... | ... | ... | F.Y. 2011 |
| | 24 | 年 | 12,115 | 11,108 | 1,007 | 96 | 912 | 4,664 | 4,664 | ... | ... | ... | Q1 2012 |
| | | 1~3月 | 12,461 | 11,352 | 1,109 | 126 | 983 | 4,691 | 4,691 | ... | ... | ... | Q2 |
| | | 4~6月 | 11,887 | 10,850 | 1,037 | 146 | 891 | 4,410 | 4,410 | ... | ... | ... | Q3 |
| | | 7~9月 | 11,656 | 10,668 | 988 | 106 | 881 | 4,158 | 4,158 | ... | ... | ... | Q4 |
| | | 10~12月 | | | | | | | | | | | |
| 24 | 年 | 1月 | 3,928 | 3,587 | 341 | 41 | 299 | 1,483 | 1,483 | ... | ... | ... | Jan. 2012 |
| | | 2月 | 3,995 | 3,657 | 337 | 28 | 310 | 1,526 | 1,526 | ... | ... | ... | Feb. |
| | | 3月 | 4,193 | 3,864 | 329 | 27 | 303 | 1,655 | 1,655 | ... | ... | ... | Mar. |
| | | 4月 | 4,112 | 3,748 | 364 | 29 | 334 | 1,537 | 1,537 | ... | ... | ... | Apr. |
| | | 5月 | 4,264 | 3,895 | 369 | 54 | 316 | 1,577 | 1,577 | ... | ... | ... | May |
| | | 6月 | 4,085 | 3,709 | 376 | 42 | 333 | 1,577 | 1,577 | ... | ... | ... | Jun. |
| | | 7月 | 3,935 | 3,566 | 369 | 57 | 312 | 1,426 | 1,426 | ... | ... | ... | Jul. |
| | | 8月 | 4,029 | 3,676 | 352 | 52 | 301 | 1,518 | 1,518 | ... | ... | ... | Aug. |
| | | 9月 | 3,924 | 3,608 | 316 | 38 | 278 | 1,466 | 1,466 | ... | ... | ... | Sep. |
| | | 10月 | 4,030 | 3,690 | 340 | 44 | 296 | 1,485 | 1,485 | ... | ... | ... | Oct. |
| | | 11月 | 3,844 | 3,508 | 336 | 37 | 299 | 1,359 | 1,359 | ... | ... | ... | Nov. |
| | | 12月 | 3,783 | 3,471 | 312 | 26 | 287 | 1,313 | 1,313 | ... | ... | ... | Dec. |

| 年 月 | | | 下着・寝着類 Underwear and nightwear | | | | | | | | | | Year and Month |
|-----|----|--------|--|-------|--------------|-----------------|--------------------|----------------------|--------|--------------|-----------------|--------------------|----------------|
| | | | 計 ② スリッパ・ベチコート類 Slips and petticoats | | | | | 計 ③ パンツ類 Pants | | | | | |
| | | | Total | ニット製 | 織物製 | 成年男子・少年用 | 成年女子・少女用 | Total | ニット製 | 織物製 | 成年男子・少年用 | 成年女子・少女用 | |
| | | | | Knit | Woven fabric | Men's and boy's | Women's and girl's | | Knit | Woven fabric | Men's and boy's | Women's and girl's | |
| 平成 | 20 | 年 | 5,101 | 3,606 | 1,495 | - | 1,495 | 34,004 | 28,760 | 5,244 | 2,140 | 3,103 | C.Y. 2008 |
| | 21 | | 4,810 | 3,346 | 1,465 | - | 1,465 | 26,246 | 23,235 | 3,011 | 0 | 3,010 | C.Y. 2009 |
| | 22 | | 3,908 | 2,700 | 1,208 | - | 1,208 | 23,955 | 21,083 | 2,872 | 60 | 2,812 | C.Y. 2010 |
| | 23 | | 3,374 | 2,205 | 1,169 | ... | 1,169 | 22,441 | 19,426 | 3,015 | 90 | 2,925 | C.Y. 2011 |
| | 24 | | 3,650 | 3,140 | 509 | ... | 509 | 20,780 | 17,830 | 2,950 | 202 | 2,748 | C.Y. 2012 |
| 平成 | 22 | 年度 | 3,758 | 2,575 | 1,184 | - | 1,184 | 23,578 | 20,595 | 2,983 | 66 | 2,917 | F.Y. 2010 |
| | 23 | | 3,420 | 2,393 | 1,027 | ... | 1,027 | 22,035 | 19,072 | 2,964 | 106 | 2,858 | F.Y. 2011 |
| | 24 | 年 | 875 | 746 | 128 | ... | 128 | 5,043 | 4,328 | 716 | 29 | 687 | Q1 2012 |
| | | 1~3月 | 967 | 827 | 140 | ... | 140 | 5,355 | 4,573 | 783 | 54 | 729 | Q2 |
| | | 4~6月 | 940 | 831 | 109 | ... | 109 | 5,167 | 4,418 | 749 | 74 | 675 | Q3 |
| | | 7~9月 | 868 | 736 | 132 | ... | 132 | 5,214 | 4,512 | 703 | 46 | 657 | Q4 |
| | | 10~12月 | | | | | | | | | | | |
| 24 | 年 | 1月 | 285 | 242 | 43 | ... | 43 | 1,617 | 1,364 | 253 | 22 | 231 | Jan. 2012 |
| | | 2月 | 293 | 256 | 37 | ... | 37 | 1,686 | 1,440 | 246 | 4 | 242 | Feb. |
| | | 3月 | 296 | 249 | 47 | ... | 47 | 1,741 | 1,524 | 216 | 3 | 213 | Mar. |
| | | 4月 | 316 | 261 | 55 | ... | 55 | 1,753 | 1,508 | 245 | 6 | 239 | Apr. |
| | | 5月 | 322 | 279 | 43 | ... | 43 | 1,863 | 1,600 | 263 | 28 | 236 | May |
| | | 6月 | 329 | 287 | 42 | ... | 42 | 1,739 | 1,465 | 275 | 20 | 255 | Jun. |
| | | 7月 | 321 | 285 | 36 | ... | 36 | 1,734 | 1,465 | 269 | 28 | 242 | Jul. |
| | | 8月 | 291 | 257 | 34 | ... | 34 | 1,755 | 1,499 | 255 | 30 | 226 | Aug. |
| | | 9月 | 327 | 288 | 39 | ... | 39 | 1,678 | 1,454 | 225 | 17 | 208 | Sep. |
| | | 10月 | 268 | 220 | 48 | ... | 48 | 1,777 | 1,542 | 234 | 20 | 214 | Oct. |
| | | 11月 | 329 | 280 | 49 | ... | 49 | 1,724 | 1,491 | 234 | 16 | 217 | Nov. |
| | | 12月 | 271 | 236 | 35 | ... | 35 | 1,713 | 1,479 | 235 | 9 | 225 | Dec. |

ニット・衣服縫製品一生産内訳

Breakdown of production by Knit and Sewn clothing products

| 年 月 | | | 下着・寝着類 Underwear and nightwear | | | | | | | | | | Year and Month |
|-----|----|--------|-----------------------------------|--------------|---------------------|---------------------------------|------------------------------------|---|--------------|---------------------|---------------------------------|------------------------------------|----------------|
| | | | ④ その他の下着 Other Underwear | | | | | ⑤ 寝着類 Nightwear(Pajamas and negligees) | | | | | |
| | | | 計 Total | ニット製 Knit | 織物製 Woven fabric | 成年男子 ・少年用 Men's and boy's | 成年女子 ・少女用 Women's and girl's | 計 Total | ニット製 Knit | 織物製 Woven fabric | 成年男子 ・少年用 Men's and boy's | 成年女子 ・少女用 Women's and girl's | |
| | | | | | | | | | | | | | |
| 平成 | 20 | 年 | 10,860 | 10,563 | 297 | 5 | 291 | 2,234 | 1,369 | 865 | 341 | 523 | C.Y. 2008 |
| | 21 | | 12,544 | 12,544 | - | - | - | 1,573 | 720 | 853 | 348 | 506 | C.Y. 2009 |
| | 22 | | 5,092 | 5,092 | - | - | - | 1,498 | 772 | 725 | 295 | 431 | C.Y. 2010 |
| | 23 | | 3,773 | 3,773 | 0 | - | 0 | 1,414 | 715 | 699 | 287 | 412 | C.Y. 2011 |
| | 24 | | 4,346 | 4,346 | 1 | 0 | 0 | 1,421 | 741 | 681 | 271 | 409 | C.Y. 2012 |
| 平成 | 22 | 年度 | 4,985 | 4,985 | - | - | - | 1,480 | 761 | 720 | 288 | 432 | F.Y. 2010 |
| | 23 | | 4,004 | 4,004 | 0 | - | 0 | 1,412 | 723 | 689 | 291 | 398 | F.Y. 2011 |
| 24 | 年 | 1~3月 | 1,185 | 1,185 | - | - | - | 349 | 185 | 164 | 67 | 97 | Q1 2012 |
| | | 4~6月 | 1,088 | 1,087 | 1 | 0 | 0 | 359 | 174 | 185 | 72 | 114 | Q2 |
| | | 7~9月 | 977 | 977 | - | - | - | 394 | 216 | 179 | 72 | 106 | Q3 |
| | | 10~12月 | 1,097 | 1,097 | - | - | - | 319 | 166 | 153 | 60 | 93 | Q4 |
| 24 | 年 | 1月 | 442 | 442 | - | - | - | 101 | 56 | 44 | 20 | 24 | Jan. 2012 |
| | | 2月 | 376 | 376 | - | - | - | 114 | 60 | 54 | 24 | 30 | Feb. |
| | | 3月 | 367 | 367 | - | - | - | 134 | 68 | 66 | 23 | 42 | Mar. |
| | | 4月 | 380 | 380 | - | - | - | 125 | 62 | 64 | 23 | 41 | Apr. |
| | | 5月 | 388 | 387 | 1 | 0 | 0 | 114 | 52 | 62 | 26 | 36 | May |
| | | 6月 | 319 | 319 | - | - | - | 120 | 60 | 59 | 23 | 37 | Jun. |
| | | 7月 | 320 | 320 | - | - | - | 134 | 71 | 63 | 29 | 34 | Jul. |
| | | 8月 | 324 | 324 | - | - | - | 140 | 78 | 63 | 22 | 41 | Aug. |
| | | 9月 | 332 | 332 | - | - | - | 120 | 67 | 52 | 21 | 31 | Sep. |
| | | 10月 | 386 | 386 | - | - | - | 113 | 56 | 57 | 24 | 34 | Oct. |
| | | 11月 | 328 | 328 | - | - | - | 103 | 50 | 53 | 20 | 33 | Nov. |
| | | 12月 | 383 | 383 | - | - | - | 102 | 60 | 43 | 16 | 26 | Dec. |

| 年 月 | | | 靴下 Hosiery | | | | Year and Month | |
|-----|----|--------|--------------------------------|--------------------------|---------------------|-------------------------------|----------------|---------------------|
| | | | 単位:1,000点 Unit: 1,000number | | | | | |
| | | | 計 Total | パンティストッキング Panty hose | | 短靴下類 Socks (Other hosiery) | | |
| | | | | ニット製 Knit | 織物製 Woven fabric | ニット製 Knit | | 織物製 Woven fabric |
| 平成 | 20 | 年 | 326,825 | | 194,900 | 131,925 | C.Y. 2008 | |
| | 21 | | 274,052 | | 171,261 | 102,791 | C.Y. 2009 | |
| | 22 | | 250,586 | | 156,649 | 93,937 | C.Y. 2010 | |
| | 23 | | 231,281 | | 144,820 | 86,461 | C.Y. 2011 | |
| | 24 | | 230,099 | | 148,594 | 81,505 | C.Y. 2012 | |
| 平成 | 22 | 年度 | 245,928 | | 154,628 | 91,300 | F.Y. 2010 | |
| | 23 | | 230,408 | | 144,087 | 86,321 | F.Y. 2011 | |
| 24 | 年 | 1~3月 | 56,775 | | 35,689 | 21,086 | Q1 2012 | |
| | | 4~6月 | 59,921 | | 38,170 | 21,751 | Q2 | |
| | | 7~9月 | 56,399 | | 37,135 | 19,264 | Q3 | |
| | | 10~12月 | 57,004 | | 37,600 | 19,404 | Q4 | |
| 24 | 年 | 1月 | 17,539 | | 10,577 | 6,962 | Jan. 2012 | |
| | | 2月 | 19,160 | | 12,116 | 7,044 | Feb. | |
| | | 3月 | 20,075 | | 12,995 | 7,080 | Mar. | |
| | | 4月 | 19,695 | | 12,514 | 7,181 | Apr. | |
| | | 5月 | 20,519 | | 12,746 | 7,773 | May | |
| | | 6月 | 19,707 | | 12,910 | 6,797 | Jun. | |
| | | 7月 | 19,171 | | 12,748 | 6,423 | Jul. | |
| | | 8月 | 18,482 | | 12,090 | 6,392 | Aug. | |
| | | 9月 | 18,746 | | 12,297 | 6,449 | Sep. | |
| | | 10月 | 20,053 | | 13,193 | 6,860 | Oct. | |
| | | 11月 | 19,028 | | 12,413 | 6,615 | Nov. | |
| | | 12月 | 17,923 | | 11,993 | 5,929 | Dec. | |

製綿・ふとん Wadding and Futon

| 年 月 | | | 製綿計 (1)~(2) Wadding total | | | | | | | 単位:トン Unit:t | Year and Month |
|-----|----|--------|--------------------------------|-----------------------------|---------------------------------|------------|----------------------------|-------------------------------|---------------|-------------------------------|----------------|
| | | | 生産数量 Production Quantity | 受入数量 Receipt Quantity | 消費数量 Consumption Quantity | 計 total | 出荷数量 Shipments Quantity | | | 在庫数量 Inventory Quantity | |
| | | | | | | | 販 売 Sales | | その他 Others | | |
| | | | | | | | 数量 Quantity | 金額(百万円) Value(Million yen) | | | |
| 平成 | 20 | 年 | 12,426 | 52 | 5,331 | 7,111 | 6,724 | 2,850 | 387 | 276 | C.Y. 2008 |
| | 21 | | 10,860 | 38 | 5,044 | 5,810 | 5,413 | 2,650 | 397 | 256 | C.Y. 2009 |
| | 22 | | 11,250 | 64 | 4,752 | 6,542 | 6,156 | 2,861 | 386 | 215 | C.Y. 2010 |
| | 23 | | 11,145 | 104 | 4,307 | 6,919 | 6,517 | 3,382 | 402 | 226 | C.Y. 2011 |
| | 24 | | 9,905 | 209 | 3,927 | 6,191 | 5,803 | 3,126 | 389 | 150 | C.Y. 2012 |
| 平成 | 22 | 年度 | 11,355 | 75 | 4,805 | 6,600 | 6,211 | 2,992 | 389 | 218 | F.Y. 2010 |
| | 23 | | 10,780 | 110 | 4,101 | 6,736 | 6,336 | 3,338 | 400 | 221 | F.Y. 2011 |
| 24 | 年 | 1~3月 | 2,460 | 28 | 953 | 1,493 | 1,396 | 754 | 97 | 221 | Q1 2012 |
| | | 4~6月 | 2,265 | 52 | 771 | 1,580 | 1,483 | 756 | 97 | 178 | Q2 |
| | | 7~9月 | 2,460 | 59 | 971 | 1,561 | 1,464 | 792 | 97 | 156 | Q3 |
| | | 10~12月 | 2,721 | 69 | 1,231 | 1,556 | 1,459 | 824 | 97 | 150 | Q4 |
| 24 | 年 | 1月 | 812 | 9 | 323 | 487 | 455 | 251 | 32 | 196 | Jan. 2012 |
| | | 2月 | 831 | 9 | 326 | 494 | 461 | 257 | 32 | 214 | Feb. |
| | | 3月 | 817 | 9 | 304 | 512 | 480 | 246 | 32 | 221 | Mar. |
| | | 4月 | 765 | 15 | 264 | 528 | 496 | 249 | 32 | 206 | Apr. |
| | | 5月 | 761 | 19 | 268 | 526 | 494 | 250 | 32 | 190 | May. |
| | | 6月 | 739 | 18 | 240 | 526 | 494 | 258 | 32 | 178 | Jun. |
| | | 7月 | 777 | 18 | 282 | 525 | 492 | 261 | 32 | 164 | Jul. |
| | | 8月 | 832 | 19 | 327 | 521 | 489 | 263 | 32 | 164 | Aug. |
| | | 9月 | 851 | 22 | 362 | 515 | 483 | 268 | 32 | 156 | Sep. |
| | | 10月 | 901 | 23 | 399 | 532 | 499 | 284 | 32 | 147 | Oct. |
| | | 11月 | 900 | 24 | 410 | 515 | 483 | 275 | 32 | 142 | Nov. |
| | | 12月 | 920 | 22 | 421 | 509 | 477 | 265 | 32 | 150 | Dec. |

| 年 月 | | | 合成繊維 (1) Synthetic fiber | | | | | | | 単位:トン Unit:t | Year and Month |
|-----|----|--------|--------------------------------|-----------------------------|---------------------------------|------------|----------------------------|-------------------------------|---------------|-------------------------------|----------------|
| | | | 生産数量 Production Quantity | 受入数量 Receipt Quantity | 消費数量 Consumption Quantity | 計 total | 出荷数量 Shipments Quantity | | | 在庫数量 Inventory Quantity | |
| | | | | | | | 販 売 Sales | | その他 Others | | |
| | | | | | | | 数量 Quantity | 金額(百万円) Value(Million yen) | | | |
| 平成 | 20 | 年 | 9,827 | 18 | 3,064 | 6,724 | 6,390 | 2,500 | 334 | 115 | C.Y. 2008 |
| | 21 | | 8,572 | 16 | 3,004 | 5,545 | 5,197 | 2,342 | 349 | 107 | C.Y. 2009 |
| | 22 | | 9,074 | 33 | 2,763 | 6,301 | 5,947 | 2,556 | 354 | 109 | C.Y. 2010 |
| | 23 | | 9,050 | 56 | 2,406 | 6,682 | 6,307 | 2,874 | 375 | 109 | C.Y. 2011 |
| | 24 | | 8,008 | 135 | 2,122 | 6,004 | 5,624 | 2,554 | 380 | 60 | C.Y. 2012 |
| 平成 | 22 | 年度 | 9,223 | 39 | 2,849 | 6,367 | 6,011 | 2,648 | 356 | 116 | F.Y. 2010 |
| | 23 | | 8,732 | 60 | 2,228 | 6,517 | 6,139 | 2,819 | 379 | 119 | F.Y. 2011 |
| 24 | 年 | 1~3月 | 1,966 | 14 | 482 | 1,453 | 1,358 | 633 | 95 | 119 | Q1 2012 |
| | | 4~6月 | 1,902 | 34 | 434 | 1,538 | 1,443 | 631 | 95 | 73 | Q2 |
| | | 7~9月 | 2,010 | 40 | 542 | 1,514 | 1,419 | 638 | 95 | 57 | Q3 |
| | | 10~12月 | 2,130 | 46 | 664 | 1,499 | 1,404 | 652 | 95 | 60 | Q4 |
| 24 | 年 | 1月 | 636 | 5 | 159 | 475 | 443 | 212 | 32 | 87 | Jan. 2012 |
| | | 2月 | 668 | 5 | 164 | 481 | 449 | 216 | 32 | 112 | Feb. |
| | | 3月 | 662 | 5 | 160 | 498 | 466 | 205 | 32 | 119 | Mar. |
| | | 4月 | 641 | 9 | 148 | 514 | 483 | 211 | 32 | 103 | Apr. |
| | | 5月 | 632 | 14 | 147 | 512 | 480 | 209 | 32 | 87 | May. |
| | | 6月 | 629 | 12 | 139 | 512 | 480 | 212 | 32 | 73 | Jun. |
| | | 7月 | 647 | 12 | 159 | 510 | 478 | 212 | 32 | 61 | Jul. |
| | | 8月 | 680 | 13 | 181 | 507 | 475 | 213 | 32 | 63 | Aug. |
| | | 9月 | 683 | 15 | 202 | 498 | 466 | 213 | 32 | 57 | Sep. |
| | | 10月 | 708 | 16 | 214 | 510 | 478 | 222 | 32 | 55 | Oct. |
| | | 11月 | 697 | 16 | 215 | 497 | 466 | 218 | 32 | 52 | Nov. |
| | | 12月 | 725 | 14 | 236 | 492 | 461 | 212 | 32 | 60 | Dec. |

製綿・ふとん Wadding and Futon

| 年 月 | | | その他(羊毛を含む) (2) Other wadding(wool included) | | | | | | | 単位:トン Unit:t | Year and Month |
|-----|----|--------|--|-----------------------------|---------------------------------|----------------------------|----------------|-------------------------------|---------------|-------------------------------|----------------|
| | | | 生産数量 Production Quantity | 受入数量 Receipt Quantity | 消費数量 Consumption Quantity | 出荷数量 Shipments Quantity | | | | 在庫数量 Inventory Quantity | |
| | | | | | | 計 total | 販 売 Sales | | その他 Others | | |
| | | | | | | | 数量 Quantity | 金額(百万円) Value(Million yen) | | | |
| 平成 | 20 | 年 | 2,599 | 34 | 2,267 | 386 | 334 | 350 | 53 | 160 | C.Y. 2008 |
| | 21 | | 2,288 | 22 | 2,041 | 265 | 217 | 307 | 48 | 150 | C.Y. 2009 |
| | 22 | | 2,176 | 31 | 1,989 | 240 | 209 | 305 | 31 | 106 | C.Y. 2010 |
| | 23 | | 2,096 | 48 | 1,901 | 236 | 210 | 508 | 27 | 117 | C.Y. 2011 |
| | 24 | | 1,897 | 74 | 1,804 | 187 | 178 | 572 | 8 | 90 | C.Y. 2012 |
| 平成 | 22 | 年度 | 2,133 | 36 | 1,956 | 233 | 201 | 344 | 33 | 102 | F.Y. 2010 |
| | 23 | | 2,048 | 51 | 1,873 | 218 | 197 | 518 | 22 | 102 | F.Y. 2011 |
| 24 | 年 | 1~3月 | 493 | 13 | 471 | 40 | 38 | 121 | 2 | 102 | Q1 2012 |
| | | 4~6月 | 363 | 18 | 338 | 42 | 40 | 125 | 2 | 105 | Q2 |
| | | 7~9月 | 450 | 19 | 429 | 47 | 45 | 153 | 2 | 99 | Q3 |
| | | 10~12月 | 590 | 23 | 567 | 57 | 55 | 172 | 2 | 90 | Q4 |
| 24 | 年 | 1月 | 176 | 4 | 164 | 13 | 12 | 40 | 1 | 109 | Jan. 2012 |
| | | 2月 | 163 | 4 | 163 | 13 | 12 | 41 | 1 | 102 | Feb. |
| | | 3月 | 155 | 4 | 144 | 15 | 14 | 41 | 1 | 102 | Mar. |
| | | 4月 | 124 | 6 | 116 | 14 | 13 | 38 | 1 | 103 | Apr. |
| | | 5月 | 129 | 6 | 121 | 14 | 13 | 41 | 1 | 103 | May. |
| | | 6月 | 110 | 6 | 101 | 15 | 14 | 46 | 1 | 105 | Jun. |
| | | 7月 | 130 | 6 | 123 | 15 | 15 | 49 | 1 | 103 | Jul. |
| | | 8月 | 152 | 7 | 146 | 14 | 14 | 50 | 1 | 101 | Aug. |
| | | 9月 | 168 | 7 | 160 | 18 | 17 | 55 | 1 | 99 | Sep. |
| | | 10月 | 193 | 7 | 185 | 22 | 21 | 62 | 1 | 92 | Oct. |
| | | 11月 | 203 | 8 | 196 | 18 | 17 | 57 | 1 | 90 | Nov. |
| | | 12月 | 194 | 8 | 186 | 17 | 16 | 53 | 1 | 90 | Dec. |

製綿・ふとん Wadding and Futon

| 年 月 | | | ふとん計 (1)~(4) Futon total | | | | | | 単位:枚 Unit:sheets | Year and Month |
|-----|----|--------|--------------------------------|-----------------------------|----------------------------|----------------|-------------------------------|---------------|-------------------------------|----------------|
| | | | 生産数量 Production Quantity | 受入数量 Receipt Quantity | 出荷数量 Shipments Quantity | | | | 在庫数量 Inventory Quantity | |
| | | | | | 計 total | 販 売 Sales | | その他 Others | | |
| | | | | | | 数量 Quantity | 金額(百万円) Value(Million yen) | | | |
| 平成 | 20 | 年 | 4,783,910 | 509,531 | 5,334,502 | 4,931,783 | 33,205 | 402,719 | 234,324 | C.Y. 2008 |
| | 21 | | 4,752,654 | 509,619 | 5,284,726 | 4,916,526 | 32,364 | 368,200 | 214,336 | C.Y. 2009 |
| | 22 | | 4,578,182 | 507,423 | 5,093,444 | 4,739,268 | 29,307 | 354,176 | 214,700 | C.Y. 2010 |
| | 23 | | 4,399,418 | 528,384 | 4,849,689 | 4,483,330 | 30,241 | 366,359 | 225,448 | C.Y. 2011 |
| | 24 | | 4,059,990 | 472,906 | 4,480,636 | 4,162,033 | 27,340 | 318,603 | 208,290 | C.Y. 2012 |
| 平成 | 22 | 年度 | 4,569,376 | 521,120 | 5,069,918 | 4,746,254 | 29,701 | 323,664 | 210,587 | F.Y. 2010 |
| | 23 | | 4,328,369 | 519,131 | 4,776,869 | 4,409,550 | 29,463 | 367,319 | 217,067 | F.Y. 2011 |
| 24 | 年 | 1~3月 | 1,011,908 | 130,325 | 1,131,248 | 1,048,084 | 6,713 | 83,164 | 217,067 | Q1 2012 |
| | | 4~6月 | 805,861 | 105,485 | 893,705 | 831,127 | 5,117 | 62,578 | 217,961 | Q2 |
| | | 7~9月 | 965,856 | 100,809 | 1,050,259 | 969,638 | 6,338 | 80,621 | 219,656 | Q3 |
| | | 10~12月 | 1,276,365 | 136,287 | 1,405,424 | 1,313,184 | 9,173 | 92,240 | 208,290 | Q4 |
| 24 | 年 | 1月 | 353,721 | 40,957 | 395,832 | 365,225 | 2,436 | 30,607 | 212,216 | Jan. 2012 |
| | | 2月 | 342,073 | 46,160 | 376,754 | 349,263 | 2,198 | 27,491 | 219,716 | Feb. |
| | | 3月 | 316,114 | 43,208 | 358,662 | 333,596 | 2,078 | 25,066 | 217,067 | Mar. |
| | | 4月 | 287,521 | 37,155 | 314,815 | 294,247 | 1,813 | 20,568 | 218,453 | Apr. |
| | | 5月 | 268,093 | 36,577 | 301,950 | 280,372 | 1,692 | 21,578 | 217,242 | May. |
| | | 6月 | 250,247 | 31,753 | 276,940 | 256,508 | 1,611 | 20,432 | 217,961 | Jun. |
| | | 7月 | 278,885 | 29,415 | 305,255 | 283,167 | 1,845 | 22,088 | 217,029 | Jul. |
| | | 8月 | 326,921 | 34,261 | 360,760 | 330,174 | 2,071 | 30,586 | 214,828 | Aug. |
| | | 9月 | 360,050 | 37,133 | 384,244 | 356,297 | 2,422 | 27,947 | 219,656 | Sep. |
| | | 10月 | 411,161 | 44,228 | 457,645 | 425,099 | 3,030 | 32,546 | 211,806 | Oct. |
| | | 11月 | 428,570 | 43,570 | 465,121 | 433,476 | 3,036 | 31,645 | 211,576 | Nov. |
| | | 12月 | 436,634 | 48,489 | 482,658 | 454,609 | 3,107 | 28,049 | 208,290 | Dec. |

製綿・ふとん Wadding and Futon

| 年 月 | | | 掛ふとん (1) Comforters | | | | | | 単位:枚 Unit:sheets | Year and Month |
|-----|----|--------|--------------------------------|-----------------------------|----------------------------|----------------|-------------------------------|---------------|-------------------------------|----------------|
| | | | 生産数量 Production Quantity | 受入数量 Receipt Quantity | 出荷数量 Shipments Quantity | | | | 在庫数量 Inventory Quantity | |
| | | | | | 計 total | 販 売 Sales | | その他 Others | | |
| | | | | | | 数量 Quantity | 金額(百万円) Value(Million yen) | | | |
| 平成 | 20 | 年 | 964,315 | 51,952 | 1,008,184 | 943,942 | 3,221 | 64,242 | 59,889 | C.Y. 2008 |
| | 21 | | 972,982 | 53,893 | 1,015,482 | 960,907 | 3,192 | 54,575 | 60,250 | C.Y. 2009 |
| | 22 | | 974,830 | 54,303 | 1,018,191 | 932,993 | 2,738 | 85,198 | 63,200 | C.Y. 2010 |
| | 23 | | 893,102 | 53,650 | 931,877 | 842,971 | 2,670 | 88,906 | 65,277 | C.Y. 2011 |
| | 24 | | 812,568 | 52,847 | 849,467 | 774,161 | 2,515 | 75,306 | 63,475 | C.Y. 2012 |
| 平成 | 22 | 年度 | 971,597 | 56,635 | 1,016,786 | 939,046 | 2,745 | 77,740 | 66,078 | F.Y. 2010 |
| | 23 | | 876,816 | 53,815 | 915,635 | 819,329 | 2,637 | 96,306 | 66,188 | F.Y. 2011 |
| 24 | 年 | 1~3月 | 223,559 | 14,600 | 232,814 | 210,892 | 655 | 21,922 | 66,188 | Q1 2012 |
| | | 4~6月 | 177,815 | 14,003 | 186,536 | 168,921 | 557 | 17,615 | 67,048 | Q2 |
| | | 7~9月 | 175,596 | 11,477 | 188,292 | 169,862 | 563 | 18,430 | 61,357 | Q3 |
| | | 10~12月 | 235,598 | 12,767 | 241,825 | 224,486 | 740 | 17,339 | 63,475 | Q4 |
| 24 | 年 | 1月 | 78,345 | 3,930 | 80,391 | 72,703 | 216 | 7,688 | 65,675 | Jan. 2012 |
| | | 2月 | 76,457 | 4,898 | 78,401 | 71,100 | 218 | 7,301 | 67,155 | Feb. |
| | | 3月 | 68,757 | 5,772 | 74,022 | 67,089 | 221 | 6,933 | 66,188 | Mar. |
| | | 4月 | 66,146 | 5,254 | 67,747 | 62,059 | 203 | 5,688 | 68,367 | Apr. |
| | | 5月 | 59,112 | 4,860 | 63,117 | 56,921 | 187 | 6,196 | 67,748 | May. |
| | | 6月 | 52,557 | 3,889 | 55,672 | 49,941 | 166 | 5,731 | 67,048 | Jun. |
| | | 7月 | 58,835 | 3,964 | 61,926 | 55,214 | 180 | 6,712 | 66,447 | Jul. |
| | | 8月 | 59,011 | 3,983 | 67,828 | 62,038 | 190 | 5,790 | 60,139 | Aug. |
| | | 9月 | 57,750 | 3,530 | 58,538 | 52,610 | 193 | 5,928 | 61,357 | Sep. |
| | | 10月 | 68,618 | 3,777 | 70,933 | 65,217 | 229 | 5,716 | 61,345 | Oct. |
| | | 11月 | 78,408 | 4,349 | 79,945 | 74,199 | 254 | 5,746 | 62,683 | Nov. |
| | | 12月 | 88,572 | 4,641 | 90,947 | 85,070 | 258 | 5,877 | 63,475 | Dec. |

| 年 月 | | | 敷ふとん (2) Underlay | | | | | | 単位:枚 Unit:sheets | Year and Month |
|-----|----|--------|--------------------------------|-----------------------------|----------------------------|----------------|-------------------------------|---------------|-------------------------------|----------------|
| | | | 生産数量 Production Quantity | 受入数量 Receipt Quantity | 出荷数量 Shipments Quantity | | | | 在庫数量 Inventory Quantity | |
| | | | | | 計 total | 販 売 Sales | | その他 Others | | |
| | | | | | | 数量 Quantity | 金額(百万円) Value(Million yen) | | | |
| 平成 | 20 | 年 | 1,813,208 | 84,696 | 1,901,329 | 1,718,806 | 7,487 | 182,523 | 83,512 | C.Y. 2008 |
| | 21 | | 1,762,043 | 73,189 | 1,832,867 | 1,654,223 | 7,279 | 178,644 | 64,795 | C.Y. 2009 |
| | 22 | | 1,705,698 | 60,288 | 1,753,458 | 1,564,645 | 6,853 | 188,813 | 63,022 | C.Y. 2010 |
| | 23 | | 1,744,081 | 68,413 | 1,796,283 | 1,573,831 | 6,840 | 222,452 | 66,712 | C.Y. 2011 |
| | 24 | | 1,661,927 | 65,730 | 1,720,992 | 1,530,229 | 6,671 | 190,763 | 65,129 | C.Y. 2012 |
| 平成 | 22 | 年度 | 1,734,214 | 62,893 | 1,781,243 | 1,587,611 | 6,909 | 193,632 | 65,485 | F.Y. 2010 |
| | 23 | | 1,736,327 | 69,090 | 1,790,785 | 1,572,909 | 6,825 | 217,876 | 69,187 | F.Y. 2011 |
| 24 | 年 | 1~3月 | 437,283 | 17,050 | 449,488 | 396,119 | 1,679 | 53,369 | 69,187 | Q1 2012 |
| | | 4~6月 | 391,328 | 17,475 | 405,517 | 363,875 | 1,483 | 41,642 | 70,547 | Q2 |
| | | 7~9月 | 397,227 | 14,937 | 416,722 | 372,769 | 1,637 | 43,953 | 63,963 | Q3 |
| | | 10~12月 | 436,089 | 16,268 | 449,265 | 397,466 | 1,872 | 51,799 | 65,129 | Q4 |
| 24 | 年 | 1月 | 143,274 | 5,567 | 147,419 | 127,464 | 547 | 19,955 | 67,314 | Jan. 2012 |
| | | 2月 | 146,380 | 5,646 | 146,705 | 129,596 | 548 | 17,109 | 71,648 | Feb. |
| | | 3月 | 147,629 | 5,837 | 155,364 | 139,059 | 584 | 16,305 | 69,187 | Mar. |
| | | 4月 | 135,432 | 5,782 | 140,071 | 126,285 | 528 | 13,786 | 69,688 | Apr. |
| | | 5月 | 129,676 | 5,535 | 134,580 | 120,484 | 484 | 14,096 | 69,677 | May. |
| | | 6月 | 126,220 | 6,158 | 130,866 | 117,106 | 470 | 13,760 | 70,547 | Jun. |
| | | 7月 | 127,942 | 5,198 | 134,015 | 120,265 | 508 | 13,750 | 69,030 | Jul. |
| | | 8月 | 138,016 | 4,975 | 145,244 | 130,863 | 576 | 14,381 | 66,135 | Aug. |
| | | 9月 | 131,269 | 4,764 | 137,463 | 121,641 | 552 | 15,822 | 63,963 | Sep. |
| | | 10月 | 142,276 | 5,557 | 149,888 | 132,204 | 636 | 17,684 | 61,266 | Oct. |
| | | 11月 | 140,336 | 5,584 | 143,516 | 125,894 | 597 | 17,622 | 63,028 | Nov. |
| | | 12月 | 153,477 | 5,127 | 155,861 | 139,368 | 639 | 16,493 | 65,129 | Dec. |

製綿・ふとん Wadding and Futon

| 年 月 | | こたつふとん (3) Kotatsu quilt | | | | | | | 単位:枚 Unit:sheets | Year and Month |
|-----|----|--------------------------------|-----------------------------|----------------------------|----------------|-------------------------------|---------------|-------------------------------|---------------------|----------------|
| | | 生産数量 Production Quantity | 受入数量 Receipt Quantity | 出荷数量 Shipments Quantity | | | | 在庫数量 Inventory Quantity | | |
| | | | | 計 total | 販 売 Sales | | その他 Others | | | |
| | | | | | 数量 Quantity | 金額(百万円) Value(Million yen) | | | | |
| 平成 | 20 | 年 | 281,253 | 7,357 | 323,546 | 314,972 | 1,223 | 8,574 | 13,655 | C.Y. 2008 |
| | 21 | | 259,221 | 5,851 | 297,596 | 293,104 | 1,026 | 4,492 | 11,914 | C.Y. 2009 |
| | 22 | | 235,810 | 15,362 | 283,589 | 279,482 | 981 | 4,107 | 6,133 | C.Y. 2010 |
| | 23 | | 201,454 | 9,773 | 240,245 | 237,192 | 860 | 3,053 | 8,255 | C.Y. 2011 |
| | 24 | | 160,677 | 11,659 | 203,347 | 199,145 | 767 | 4,202 | 7,444 | C.Y. 2012 |
| 平成 | 22 | 年度 | 235,754 | 15,507 | 283,087 | 278,980 | 984 | 4,107 | 5,905 | F.Y. 2010 |
| | 23 | | 203,037 | 9,734 | 241,870 | 238,817 | 883 | 3,053 | 7,006 | F.Y. 2011 |
| 24 | 年 | 1~3月 | 13,222 | 366 | 21,682 | 21,682 | 85 | - | 7,006 | Q1 2012 |
| | | 4~6月 | 26,391 | 259 | 34,129 | 34,124 | 185 | 5 | 7,312 | Q2 |
| | | 7~9月 | 68,911 | 5,219 | 73,520 | 71,602 | 289 | 1,918 | 15,707 | Q3 |
| | | 10~12月 | 52,153 | 5,815 | 74,016 | 71,737 | 208 | 2,279 | 7,444 | Q4 |
| 24 | 年 | 1月 | 3,608 | 184 | 6,413 | 6,413 | 21 | - | 7,290 | Jan. 2012 |
| | | 2月 | 4,666 | 150 | 7,440 | 7,440 | 29 | - | 7,260 | Feb. |
| | | 3月 | 4,948 | 32 | 7,829 | 7,829 | 35 | - | 7,006 | Mar. |
| | | 4月 | 5,752 | 12 | 8,319 | 8,318 | 38 | 1 | 7,046 | Apr. |
| | | 5月 | 8,847 | 75 | 11,420 | 11,420 | 62 | - | 7,143 | May. |
| | | 6月 | 11,792 | 172 | 14,390 | 14,386 | 85 | 4 | 7,312 | Jun. |
| | | 7月 | 14,217 | 27 | 15,833 | 15,830 | 90 | 3 | 8,318 | Jul. |
| | | 8月 | 22,372 | 1,461 | 21,952 | 21,141 | 80 | 811 | 12,794 | Aug. |
| | | 9月 | 32,322 | 3,731 | 35,735 | 34,631 | 119 | 1,104 | 15,707 | Sep. |
| | | 10月 | 29,071 | 2,825 | 37,519 | 36,230 | 104 | 1,289 | 12,679 | Oct. |
| | | 11月 | 20,933 | 2,255 | 30,452 | 29,590 | 79 | 862 | 8,010 | Nov. |
| | | 12月 | 2,149 | 735 | 6,045 | 5,917 | 25 | 128 | 7,444 | Dec. |

| 年 月 | | 羽毛・羽根ふとん (4) Down or feather quilt | | | | | | | 単位:枚 Unit:sheets | Year and Month |
|-----|----|---------------------------------------|-----------------------------|----------------------------|----------------|-------------------------------|---------------|-------------------------------|---------------------|----------------|
| | | 生産数量 Production Quantity | 受入数量 Receipt Quantity | 出荷数量 Shipments Quantity | | | | 在庫数量 Inventory Quantity | | |
| | | | | 計 total | 販 売 Sales | | その他 Others | | | |
| | | | | | 数量 Quantity | 金額(百万円) Value(Million yen) | | | | |
| 平成 | 20 | 年 | 1,725,134 | 365,526 | 2,101,443 | 1,954,063 | 21,275 | 147,380 | 77,268 | C.Y. 2008 |
| | 21 | | 1,758,408 | 376,686 | 2,138,781 | 2,008,292 | 20,867 | 130,489 | 77,377 | C.Y. 2009 |
| | 22 | | 1,661,844 | 377,470 | 2,038,206 | 1,962,148 | 18,735 | 76,058 | 82,345 | C.Y. 2010 |
| | 23 | | 1,560,781 | 396,548 | 1,881,284 | 1,829,336 | 19,871 | 51,948 | 85,204 | C.Y. 2011 |
| | 24 | | 1,424,818 | 342,670 | 1,706,830 | 1,658,498 | 17,388 | 48,332 | 72,242 | C.Y. 2012 |
| 平成 | 22 | 年度 | 1,627,811 | 386,085 | 1,988,802 | 1,940,617 | 19,063 | 48,185 | 73,119 | F.Y. 2010 |
| | 23 | | 1,512,189 | 386,492 | 1,828,579 | 1,778,495 | 19,118 | 50,084 | 74,686 | F.Y. 2011 |
| 24 | 年 | 1~3月 | 337,844 | 98,309 | 427,264 | 419,391 | 4,293 | 7,873 | 74,686 | Q1 2012 |
| | | 4~6月 | 210,327 | 73,748 | 267,523 | 264,207 | 2,892 | 3,316 | 73,054 | Q2 |
| | | 7~9月 | 324,122 | 69,176 | 371,725 | 355,405 | 3,850 | 16,320 | 78,629 | Q3 |
| | | 10~12月 | 552,525 | 101,437 | 640,318 | 619,495 | 6,353 | 20,823 | 72,242 | Q4 |
| 24 | 年 | 1月 | 128,494 | 31,276 | 161,609 | 158,645 | 1,652 | 2,964 | 71,937 | Jan. 2012 |
| | | 2月 | 114,570 | 35,466 | 144,208 | 141,127 | 1,403 | 3,081 | 73,653 | Feb. |
| | | 3月 | 94,780 | 31,567 | 121,447 | 119,619 | 1,239 | 1,828 | 74,686 | Mar. |
| | | 4月 | 80,191 | 26,107 | 98,678 | 97,585 | 1,044 | 1,093 | 73,352 | Apr. |
| | | 5月 | 70,458 | 26,107 | 92,833 | 91,547 | 958 | 1,286 | 72,674 | May. |
| | | 6月 | 59,678 | 21,534 | 76,012 | 75,075 | 889 | 937 | 73,054 | Jun. |
| | | 7月 | 77,891 | 20,226 | 93,481 | 91,858 | 1,068 | 1,623 | 73,234 | Jul. |
| | | 8月 | 107,522 | 23,842 | 125,736 | 116,132 | 1,224 | 9,604 | 75,760 | Aug. |
| | | 9月 | 138,709 | 25,108 | 152,508 | 147,415 | 1,558 | 5,093 | 78,629 | Sep. |
| | | 10月 | 171,196 | 32,069 | 199,305 | 191,448 | 2,062 | 7,857 | 76,516 | Oct. |
| | | 11月 | 188,893 | 31,382 | 211,208 | 203,793 | 2,106 | 7,415 | 77,855 | Nov. |
| | | 12月 | 192,436 | 37,986 | 229,805 | 224,254 | 2,185 | 5,551 | 72,242 | Dec. |

漁網・陸上網 Fishing nets and Ground nets

| 年 月 | | | 漁網・陸上網計 (1)～(2) Fishing nets and ground nets total | | | | | | 単位:トン Unit:t | Year and Month |
|-----|----|--------|---|-----------------------------|------------|-------------------------------|-------------------------------|---------------|-------------------------------|----------------|
| | | | 生産数量 Production Quantity | 受入数量 Receipt Quantity | 計 total | 出 荷 数 量 Shipments Quantity | | | 在庫数量 Inventory Quantity | |
| | | | | | | 販 売 Sales | | その他 Others | | |
| | | | | | | 数量 Quantity | 金額(百万円) Value(Million yen) | | | |
| 平成 | 20 | 年 | 8,864 | 2,400 | 11,166 | 10,072 | 18,504 | 1,094 | 2,604 | C.Y. 2008 |
| | 21 | | 8,006 | 1,459 | 9,597 | 9,264 | 17,380 | 333 | 2,507 | C.Y. 2009 |
| | 22 | | 7,673 | 1,274 | 9,031 | 8,698 | 16,326 | 333 | 2,496 | C.Y. 2010 |
| | 23 | | 8,060 | 1,215 | 9,312 | 8,979 | 16,114 | 333 | 2,639 | C.Y. 2011 |
| | 24 | | 8,661 | 1,051 | 9,577 | 9,577 | 17,667 | - | 2,864 | C.Y. 2012 |
| 平成 | 22 | 年度 | 7,579 | 1,231 | 8,983 | 8,650 | 16,117 | 333 | 2,583 | F.Y. 2010 |
| | 23 | | 8,367 | 1,160 | 9,445 | 9,196 | 16,448 | 250 | 2,849 | F.Y. 2011 |
| 24 | 年 | 1～3月 | 2,105 | 264 | 2,200 | 2,200 | 3,735 | - | 2,849 | Q1 2012 |
| | | 4～6月 | 2,307 | 257 | 2,347 | 2,347 | 4,335 | - | 3,071 | Q2 |
| | | 7～9月 | 2,180 | 268 | 2,600 | 2,600 | 5,145 | - | 2,925 | Q3 |
| | | 10～12月 | 2,069 | 261 | 2,430 | 2,430 | 4,453 | - | 2,864 | Q4 |
| 24 | 年 | 1月 | 605 | 117 | 723 | 723 | 1,186 | - | 2,625 | Jan. 2012 |
| | | 2月 | 691 | 76 | 733 | 733 | 1,266 | - | 2,686 | Feb. |
| | | 3月 | 809 | 71 | 744 | 744 | 1,283 | - | 2,849 | Mar. |
| | | 4月 | 781 | 114 | 783 | 783 | 1,374 | - | 2,962 | Apr. |
| | | 5月 | 763 | 67 | 722 | 722 | 1,343 | - | 3,075 | May. |
| | | 6月 | 763 | 76 | 843 | 843 | 1,618 | - | 3,071 | Jun. |
| | | 7月 | 751 | 100 | 967 | 967 | 1,947 | - | 2,961 | Jul. |
| | | 8月 | 727 | 82 | 824 | 824 | 1,708 | - | 2,948 | Aug. |
| | | 9月 | 701 | 87 | 808 | 808 | 1,491 | - | 2,925 | Sep. |
| | | 10月 | 706 | 115 | 849 | 849 | 1,489 | - | 2,932 | Oct. |
| | | 11月 | 717 | 73 | 790 | 790 | 1,460 | - | 2,937 | Nov. |
| | | 12月 | 647 | 73 | 791 | 791 | 1,505 | - | 2,864 | Dec. |

注:平成24年から漁網・陸上網の材質別の内訳を「漁網」、「陸上網」に変更

| 年 月 | | | 漁網 (1) Fishing nets | | | | | | 単位:トン Unit:t | Year and Month |
|-----|----|--------|--------------------------------|-----------------------------|------------|-------------------------------|-------------------------------|---------------|-------------------------------|----------------|
| | | | 生産数量 Production Quantity | 受入数量 Receipt Quantity | 計 total | 出 荷 数 量 Shipments Quantity | | | 在庫数量 Inventory Quantity | |
| | | | | | | 販 売 Sales | | その他 Others | | |
| | | | | | | 数量 Quantity | 金額(百万円) Value(Million yen) | | | |
| 平成 | 20 | 年 | ... | ... | ... | ... | ... | ... | ... | C.Y. 2008 |
| | 21 | | ... | ... | ... | ... | ... | ... | ... | C.Y. 2009 |
| | 22 | | ... | ... | ... | ... | ... | ... | ... | C.Y. 2010 |
| | 23 | | ... | ... | ... | ... | ... | ... | ... | C.Y. 2011 |
| | 24 | | 6,455 | 769 | 7,072 | 7,072 | 14,221 | - | 2,570 | C.Y. 2012 |
| 平成 | 22 | 年度 | ... | ... | ... | ... | ... | ... | ... | F.Y. 2010 |
| | 23 | | 1,546 | 183 | 1,535 | 1,535 | 2,880 | - | 2,599 | F.Y. 2011 |
| 24 | 年 | 1～3月 | 1,546 | 183 | 1,535 | 1,535 | 2,880 | - | 2,599 | Q1 2012 |
| | | 4～6月 | 1,724 | 193 | 1,696 | 1,696 | 3,438 | - | 2,810 | Q2 |
| | | 7～9月 | 1,701 | 216 | 2,047 | 2,047 | 4,315 | - | 2,664 | Q3 |
| | | 10～12月 | 1,485 | 176 | 1,794 | 1,794 | 3,588 | - | 2,570 | Q4 |
| 24 | 年 | 1月 | 438 | 70 | 508 | 508 | 935 | - | 2,373 | Jan. 2012 |
| | | 2月 | 499 | 58 | 513 | 513 | 972 | - | 2,435 | Feb. |
| | | 3月 | 609 | 55 | 514 | 514 | 973 | - | 2,599 | Mar. |
| | | 4月 | 597 | 96 | 574 | 574 | 1,075 | - | 2,710 | Apr. |
| | | 5月 | 567 | 47 | 497 | 497 | 1,043 | - | 2,824 | May. |
| | | 6月 | 560 | 50 | 625 | 625 | 1,320 | - | 2,810 | Jun. |
| | | 7月 | 596 | 83 | 764 | 764 | 1,657 | - | 2,717 | Jul. |
| | | 8月 | 560 | 70 | 644 | 644 | 1,418 | - | 2,694 | Aug. |
| | | 9月 | 546 | 63 | 639 | 639 | 1,239 | - | 2,664 | Sep. |
| | | 10月 | 505 | 71 | 630 | 630 | 1,185 | - | 2,648 | Oct. |
| | | 11月 | 520 | 53 | 578 | 578 | 1,175 | - | 2,644 | Nov. |
| | | 12月 | 459 | 52 | 586 | 586 | 1,228 | - | 2,570 | Dec. |

漁網・陸上網 Fishing nets and Ground nets

| 年 月 | | | 陸上網 (2) Ground nets | | | | | 単位:トン Unit:t | | Year and Month |
|-----|----|--------|--------------------------------|-----------------------------|------------|----------------------------|-------------------------------|-----------------|-------------------------------|----------------|
| | | | 生産数量 Production Quantity | 受入数量 Receipt Quantity | 計 total | 出荷数量 Shipments Quantity | | | 在庫数量 Inventory Quantity | |
| | | | | | | 販 売 Sales | | その他 Others | | |
| | | | | | | 数量 Quantity | 金額(百万円) Value(Million yen) | | | |
| 平成 | 20 | 年 | ... | ... | ... | ... | ... | ... | C.Y. 2008 | |
| | 21 | | ... | ... | ... | ... | ... | ... | C.Y. 2009 | |
| | 22 | | ... | ... | ... | ... | ... | ... | C.Y. 2010 | |
| | 23 | | ... | ... | ... | ... | ... | ... | C.Y. 2011 | |
| | 24 | | 2,206 | 282 | 2,505 | 2,505 | 3,446 | - | 294 | C.Y. 2012 |
| 平成 | 22 | 年度 | ... | ... | ... | ... | ... | ... | F.Y. 2010 | |
| | 23 | | 559 | 80 | 665 | 665 | 855 | - | 249 | F.Y. 2011 |
| 24 | 年 | 1~3月 | 559 | 80 | 665 | 665 | 855 | - | 249 | Q1 2012 |
| | | 4~6月 | 583 | 65 | 651 | 651 | 896 | - | 261 | Q2 |
| | | 7~9月 | 479 | 52 | 553 | 553 | 830 | - | 261 | Q3 |
| | | 10~12月 | 585 | 85 | 636 | 636 | 865 | - | 294 | Q4 |
| 24 | 年 | 1月 | 167 | 47 | 215 | 215 | 251 | - | 252 | Jan. 2012 |
| | | 2月 | 192 | 18 | 220 | 220 | 294 | - | 251 | Feb. |
| | | 3月 | 200 | 16 | 230 | 230 | 310 | - | 249 | Mar. |
| | | 4月 | 184 | 18 | 209 | 209 | 298 | - | 252 | Apr. |
| | | 5月 | 197 | 20 | 225 | 225 | 300 | - | 252 | May. |
| | | 6月 | 202 | 26 | 218 | 218 | 299 | - | 261 | Jun. |
| | | 7月 | 156 | 17 | 203 | 203 | 289 | - | 243 | Jul. |
| | | 8月 | 167 | 12 | 180 | 180 | 289 | - | 255 | Aug. |
| | | 9月 | 156 | 23 | 169 | 169 | 251 | - | 261 | Sep. |
| | | 10月 | 201 | 44 | 219 | 219 | 304 | - | 285 | Oct. |
| | | 11月 | 197 | 21 | 211 | 211 | 285 | - | 292 | Nov. |
| | | 12月 | 187 | 21 | 205 | 205 | 276 | - | 294 | Dec. |

| 年 月 | | | 合成繊維網 Synthetic fiber ropes | | | | | 単位:トン Unit:t | | Year and Month |
|-----|----|--------|--------------------------------|-----------------------------|------------|----------------------------|-------------------------------|-----------------|-------------------------------|----------------|
| | | | 生産数量 Production Quantity | 受入数量 Receipt Quantity | 計 total | 出荷数量 Shipments Quantity | | | 在庫数量 Inventory Quantity | |
| | | | | | | 販 売 Sales | | その他 Others | | |
| | | | | | | 数量 Quantity | 金額(百万円) Value(Million yen) | | | |
| 平成 | 20 | 年 | 17,978 | 4,474 | 21,938 | 20,198 | 14,111 | 1,739 | 2,444 | C.Y. 2008 |
| | 21 | | 14,067 | 4,365 | 17,925 | 16,516 | 12,389 | 1,409 | 2,193 | C.Y. 2009 |
| | 22 | | 14,203 | 4,534 | 18,050 | 16,695 | 12,477 | 1,355 | 2,233 | C.Y. 2010 |
| | 23 | | 17,409 | 5,697 | 22,714 | 20,914 | 15,758 | 1,800 | 2,039 | C.Y. 2011 |
| | 24 | | 16,928 | 6,205 | 22,709 | 20,712 | 15,863 | 1,997 | 2,403 | C.Y. 2012 |
| 平成 | 22 | 年度 | 14,479 | 4,553 | 18,392 | 17,023 | 13,096 | 1,369 | 2,138 | F.Y. 2010 |
| | 23 | | 17,976 | 6,110 | 23,526 | 21,602 | 15,870 | 1,924 | 2,200 | F.Y. 2011 |
| 24 | 年 | 1~3月 | 4,142 | 1,379 | 5,302 | 4,905 | 3,744 | 397 | 2,200 | Q1 2012 |
| | | 4~6月 | 4,591 | 1,649 | 6,073 | 5,457 | 4,139 | 616 | 2,367 | Q2 |
| | | 7~9月 | 4,294 | 1,693 | 6,190 | 5,626 | 4,327 | 564 | 2,164 | Q3 |
| | | 10~12月 | 3,900 | 1,484 | 5,144 | 4,725 | 3,653 | 419 | 2,403 | Q4 |
| 24 | 年 | 1月 | 1,267 | 462 | 1,524 | 1,404 | 1,048 | 121 | 2,185 | Jan. 2012 |
| | | 2月 | 1,374 | 446 | 1,814 | 1,690 | 1,313 | 124 | 2,191 | Feb. |
| | | 3月 | 1,502 | 471 | 1,964 | 1,812 | 1,384 | 152 | 2,200 | Mar. |
| | | 4月 | 1,507 | 531 | 1,934 | 1,708 | 1,280 | 227 | 2,303 | Apr. |
| | | 5月 | 1,538 | 583 | 2,030 | 1,860 | 1,452 | 170 | 2,393 | May. |
| | | 6月 | 1,547 | 535 | 2,108 | 1,889 | 1,407 | 219 | 2,367 | Jun. |
| | | 7月 | 1,662 | 548 | 2,115 | 1,882 | 1,433 | 233 | 2,462 | Jul. |
| | | 8月 | 1,370 | 606 | 2,202 | 2,035 | 1,546 | 166 | 2,236 | Aug. |
| | | 9月 | 1,262 | 539 | 1,873 | 1,708 | 1,347 | 165 | 2,164 | Sep. |
| | | 10月 | 1,411 | 510 | 1,856 | 1,722 | 1,313 | 134 | 2,229 | Oct. |
| | | 11月 | 1,362 | 452 | 1,719 | 1,528 | 1,174 | 191 | 2,324 | Nov. |
| | | 12月 | 1,127 | 522 | 1,569 | 1,475 | 1,166 | 94 | 2,403 | Dec. |

細幅織物・組ひも・レース生地 Narrow fabrics , Braids and Lace fabrics

| 年 月 | | | 細幅織物 Narrow fabrics | | | | | | 単位:トン Unit:t | Year and Month |
|-----|----|--------|--------------------------------|-----------------------------|------------|----------------------------|-------------------------------|---------------|-------------------------------|----------------|
| | | | 生産数量 Production Quantity | 受入数量 Receipt Quantity | 計 total | 出荷数量 Shipments Quantity | | | 在庫数量 Inventory Quantity | |
| | | | | | | 販 売 Sales | | その他 Others | | |
| | | | | | | 数量 Quantity | 金額(百万円) Value(Million yen) | | | |
| 平成 | 20 | 年 | 12,760 | 1,210 | 13,918 | 8,665 | 15,786 | 5,254 | 974 | C.Y. 2008 |
| | 21 | | 9,492 | 894 | 10,418 | 6,687 | 13,341 | 3,730 | 784 | C.Y. 2009 |
| | 22 | | 11,053 | 1,213 | 12,274 | 7,205 | 13,745 | 5,069 | 726 | C.Y. 2010 |
| | 23 | | 9,749 | 1,139 | 10,827 | 6,300 | 12,743 | 4,528 | 742 | C.Y. 2011 |
| | 24 | | 12,553 | 1,039 | 13,802 | 8,263 | 13,792 | 5,539 | 776 | C.Y. 2012 |
| 平成 | 22 | 年度 | 10,968 | 1,197 | 12,111 | 6,975 | 13,485 | 5,135 | 673 | F.Y. 2010 |
| | 23 | | 10,692 | 1,132 | 11,690 | 6,913 | 13,082 | 4,777 | 1,014 | F.Y. 2011 |
| 24 | 年 | 1~3月 | 3,467 | 235 | 3,669 | 2,221 | 3,526 | 1,448 | 1,014 | Q1 2012 |
| | | 4~6月 | 3,125 | 278 | 3,498 | 2,059 | 3,499 | 1,439 | 921 | Q2 |
| | | 7~9月 | 3,256 | 289 | 3,538 | 2,171 | 3,352 | 1,367 | 929 | Q3 |
| | | 10~12月 | 2,706 | 237 | 3,097 | 1,812 | 3,416 | 1,285 | 776 | Q4 |
| 24 | 年 | 1月 | 1,095 | 91 | 1,142 | 693 | 1,146 | 449 | 1,016 | Jan. 2012 |
| | | 2月 | 1,127 | 50 | 1,202 | 704 | 1,147 | 498 | 1,000 | Feb. |
| | | 3月 | 1,245 | 94 | 1,325 | 824 | 1,233 | 501 | 1,014 | Mar. |
| | | 4月 | 1,136 | 75 | 1,237 | 711 | 1,158 | 525 | 989 | Apr. |
| | | 5月 | 980 | 112 | 1,114 | 657 | 1,174 | 457 | 968 | May. |
| | | 6月 | 1,009 | 91 | 1,148 | 692 | 1,167 | 456 | 921 | Jun. |
| | | 7月 | 1,118 | 93 | 1,255 | 785 | 1,216 | 471 | 877 | Jul. |
| | | 8月 | 1,010 | 90 | 1,085 | 654 | 1,073 | 431 | 893 | Aug. |
| | | 9月 | 1,127 | 106 | 1,198 | 733 | 1,063 | 465 | 929 | Sep. |
| | | 10月 | 892 | 84 | 1,057 | 604 | 1,154 | 452 | 849 | Oct. |
| | | 11月 | 958 | 74 | 1,073 | 636 | 1,185 | 437 | 809 | Nov. |
| | | 12月 | 856 | 79 | 968 | 572 | 1,077 | 396 | 776 | Dec. |

| 年 月 | | | 組ひも Braids | | | | | | 単位:トン Unit:t | Year and Month |
|-----|----|--------|--------------------------------|-----------------------------|------------|----------------------------|-------------------------------|---------------|-------------------------------|----------------|
| | | | 生産数量 Production Quantity | 受入数量 Receipt Quantity | 計 total | 出荷数量 Shipments Quantity | | | 在庫数量 Inventory Quantity | |
| | | | | | | 販 売 Sales | | その他 Others | | |
| | | | | | | 数量 Quantity | 金額(百万円) Value(Million yen) | | | |
| 平成 | 20 | 年 | 2,014 | 207 | 2,242 | 2,119 | 4,991 | 124 | 104 | C.Y. 2008 |
| | 21 | | 1,519 | 142 | 1,678 | 1,594 | 3,934 | 84 | 56 | C.Y. 2009 |
| | 22 | | 1,260 | 148 | 1,432 | 1,341 | 3,179 | 91 | 51 | C.Y. 2010 |
| | 23 | | 1,349 | 128 | 1,482 | 1,398 | 3,207 | 84 | 62 | C.Y. 2011 |
| | 24 | | 1,324 | 141 | 1,463 | 1,379 | 3,266 | 84 | 67 | C.Y. 2012 |
| 平成 | 22 | 年度 | 1,275 | 136 | 1,439 | 1,356 | 3,193 | 83 | 55 | F.Y. 2010 |
| | 23 | | 1,355 | 132 | 1,488 | 1,399 | 3,256 | 89 | 68 | F.Y. 2011 |
| 24 | 年 | 1~3月 | 333 | 33 | 367 | 345 | 833 | 22 | 68 | Q1 2012 |
| | | 4~6月 | 339 | 36 | 370 | 349 | 840 | 21 | 74 | Q2 |
| | | 7~9月 | 325 | 35 | 357 | 337 | 782 | 20 | 72 | Q3 |
| | | 10~12月 | 327 | 37 | 369 | 348 | 811 | 20 | 67 | Q4 |
| 24 | 年 | 1月 | 110 | 10 | 121 | 115 | 285 | 6 | 67 | Jan. 2012 |
| | | 2月 | 110 | 11 | 123 | 116 | 274 | 8 | 66 | Feb. |
| | | 3月 | 112 | 12 | 122 | 114 | 274 | 8 | 68 | Mar. |
| | | 4月 | 115 | 12 | 125 | 117 | 292 | 7 | 70 | Apr. |
| | | 5月 | 112 | 12 | 121 | 114 | 275 | 7 | 74 | May. |
| | | 6月 | 111 | 12 | 124 | 118 | 273 | 7 | 74 | Jun. |
| | | 7月 | 113 | 12 | 120 | 114 | 258 | 7 | 74 | Jul. |
| | | 8月 | 103 | 12 | 115 | 109 | 252 | 7 | 75 | Aug. |
| | | 9月 | 109 | 11 | 121 | 115 | 272 | 7 | 72 | Sep. |
| | | 10月 | 111 | 13 | 125 | 118 | 282 | 7 | 71 | Oct. |
| | | 11月 | 111 | 13 | 125 | 118 | 273 | 7 | 70 | Nov. |
| | | 12月 | 106 | 12 | 119 | 113 | 256 | 7 | 67 | Dec. |

細幅織物・組ひも・レース生地 Narrow fabrics , Braids and Lace fabrics

| 年 月 | | レース生地合計 (1)~(2) Lace fabrics total | | | | | | | 単位: 千m ² Unit: 1000m ² | Year and Month |
|-----|----|---------------------------------------|-----------------------------|------------|----------------------------|-------------------------------|---------------|-------------------------------|---|----------------|
| | | 生産数量 Production Quantity | 受入数量 Receipt Quantity | 計 total | 出荷数量 Shipments Quantity | | | 在庫数量 Inventory Quantity | | |
| | | | | | 販 売 Sales | | その他 Others | | | |
| | | | | | 数量 Quantity | 金額(百万円) Value(Million yen) | | | | |
| 平成 | 20 | 年 | 32,199 | 16,411 | 50,321 | 49,824 | 20,175 | 496 | 5,739 | C.Y. 2008 |
| | 21 | | 27,571 | 12,077 | 41,750 | 41,511 | 15,988 | 239 | 5,493 | C.Y. 2009 |
| | 22 | | 28,114 | 10,211 | 39,398 | 39,154 | 14,660 | 243 | 5,500 | C.Y. 2010 |
| | 23 | | 28,243 | 9,951 | 39,674 | 39,424 | 14,640 | 251 | 4,963 | C.Y. 2011 |
| | 24 | | 30,032 | 11,362 | 42,998 | 42,744 | 14,698 | 254 | 4,506 | C.Y. 2012 |
| 平成 | 22 | 年度 | 27,898 | 10,009 | 39,205 | 38,959 | 14,673 | 246 | 5,341 | F.Y. 2010 |
| | 23 | | 28,722 | 10,392 | 40,374 | 40,122 | 14,469 | 252 | 5,129 | F.Y. 2011 |
| 24 | 年 | 1~3月 | 7,434 | 2,894 | 10,446 | 10,381 | 3,574 | 64 | 5,129 | Q1 2012 |
| | | 4~6月 | 7,704 | 2,980 | 11,150 | 11,088 | 3,650 | 63 | 4,993 | Q2 |
| | | 7~9月 | 7,337 | 2,824 | 10,570 | 10,507 | 3,524 | 62 | 4,838 | Q3 |
| | | 10~12月 | 7,558 | 2,663 | 10,832 | 10,768 | 3,949 | 64 | 4,506 | Q4 |
| 24 | 年 | 1月 | 2,297 | 877 | 3,332 | 3,311 | 1,186 | 21 | 4,902 | Jan. 2012 |
| | | 2月 | 2,445 | 996 | 3,367 | 3,347 | 1,160 | 20 | 5,072 | Feb. |
| | | 3月 | 2,692 | 1,021 | 3,746 | 3,723 | 1,228 | 23 | 5,129 | Mar. |
| | | 4月 | 2,545 | 987 | 3,805 | 3,784 | 1,261 | 21 | 4,936 | Apr. |
| | | 5月 | 2,524 | 997 | 3,641 | 3,621 | 1,196 | 21 | 4,904 | May. |
| | | 6月 | 2,635 | 997 | 3,704 | 3,683 | 1,193 | 21 | 4,993 | Jun. |
| | | 7月 | 2,519 | 1,011 | 3,669 | 3,649 | 1,230 | 20 | 4,935 | Jul. |
| | | 8月 | 2,403 | 927 | 3,503 | 3,482 | 1,163 | 22 | 4,854 | Aug. |
| | | 9月 | 2,415 | 886 | 3,398 | 3,377 | 1,132 | 21 | 4,838 | Sep. |
| | | 10月 | 2,508 | 905 | 3,602 | 3,580 | 1,336 | 22 | 4,735 | Oct. |
| | | 11月 | 2,563 | 881 | 3,731 | 3,711 | 1,393 | 21 | 4,549 | Nov. |
| | | 12月 | 2,487 | 876 | 3,499 | 3,477 | 1,220 | 22 | 4,506 | Dec. |

| 年 月 | | 編・ボビンレース (1) Knitted lace and bobbin lace | | | | | | | 単位: 千m ² Unit: 1000m ² | Year and Month |
|-----|----|--|-----------------------------|------------|----------------------------|-------------------------------|---------------|-------------------------------|---|----------------|
| | | 生産数量 Production Quantity | 受入数量 Receipt Quantity | 計 total | 出荷数量 Shipments Quantity | | | 在庫数量 Inventory Quantity | | |
| | | | | | 販 売 Sales | | その他 Others | | | |
| | | | | | 数量 Quantity | 金額(百万円) Value(Million yen) | | | | |
| 平成 | 20 | 年 | 29,929 | 14,697 | 46,367 | 46,126 | 16,543 | 241 | 4,978 | C.Y. 2008 |
| | 21 | | 25,882 | 11,162 | 39,021 | 38,782 | 13,197 | 239 | 4,967 | C.Y. 2009 |
| | 22 | | 26,861 | 9,943 | 37,732 | 37,489 | 12,787 | 243 | 5,163 | C.Y. 2010 |
| | 23 | | 27,511 | 9,615 | 38,483 | 38,232 | 13,211 | 251 | 4,803 | C.Y. 2011 |
| | 24 | | 29,282 | 11,166 | 42,049 | 41,795 | 13,485 | 254 | 4,395 | C.Y. 2012 |
| 平成 | 22 | 年度 | 26,780 | 9,671 | 37,516 | 37,270 | 12,752 | 246 | 5,148 | F.Y. 2010 |
| | 23 | | 28,022 | 10,136 | 39,345 | 39,093 | 13,238 | 252 | 5,045 | F.Y. 2011 |
| 24 | 年 | 1~3月 | 7,235 | 2,842 | 10,131 | 10,067 | 3,227 | 64 | 5,045 | Q1 2012 |
| | | 4~6月 | 7,508 | 2,926 | 10,892 | 10,829 | 3,364 | 63 | 4,928 | Q2 |
| | | 7~9月 | 7,160 | 2,788 | 10,413 | 10,351 | 3,250 | 62 | 4,728 | Q3 |
| | | 10~12月 | 7,378 | 2,610 | 10,612 | 10,549 | 3,644 | 64 | 4,395 | Q4 |
| 24 | 年 | 1月 | 2,233 | 869 | 3,214 | 3,193 | 1,053 | 21 | 4,791 | Jan. 2012 |
| | | 2月 | 2,377 | 974 | 3,276 | 3,256 | 1,055 | 20 | 4,965 | Feb. |
| | | 3月 | 2,626 | 999 | 3,640 | 3,617 | 1,119 | 23 | 5,045 | Mar. |
| | | 4月 | 2,459 | 959 | 3,676 | 3,654 | 1,143 | 21 | 4,871 | Apr. |
| | | 5月 | 2,469 | 983 | 3,567 | 3,546 | 1,098 | 21 | 4,849 | May. |
| | | 6月 | 2,580 | 984 | 3,650 | 3,629 | 1,122 | 21 | 4,928 | Jun. |
| | | 7月 | 2,459 | 994 | 3,599 | 3,579 | 1,122 | 20 | 4,866 | Jul. |
| | | 8月 | 2,340 | 922 | 3,462 | 3,440 | 1,078 | 22 | 4,762 | Aug. |
| | | 9月 | 2,362 | 872 | 3,353 | 3,332 | 1,050 | 21 | 4,728 | Sep. |
| | | 10月 | 2,448 | 889 | 3,538 | 3,517 | 1,256 | 22 | 4,617 | Oct. |
| | | 11月 | 2,510 | 861 | 3,672 | 3,651 | 1,302 | 21 | 4,421 | Nov. |
| | | 12月 | 2,420 | 860 | 3,403 | 3,381 | 1,087 | 22 | 4,395 | Dec. |

細幅織物・組ひも・レース生地 Narrow fabrics , Braids and Lace fabrics

| 年 月 | | | 刺しゅうレース (2) Embroidery lace | | | | | 単位: 千m ² Unit: 1000m ² | | Year and Month |
|-----|----|--------|--------------------------------|-----------------------------|-------------------------------|----------------|-------------------------------|---|---------------|----------------|
| | | | 生産数量 Production Quantity | 受入数量 Receipt Quantity | 出 荷 数 量 Shipments Quantity | | | 在庫数量 Inventory Quantity | | |
| | | | | | 計 total | 販 売 Sales | | | その他 Others | |
| | | | | | | 数量 Quantity | 金額(百万円) Value(Million yen) | | | |
| 平成 | 20 | 年 | 2,269 | 1,714 | 3,954 | 3,699 | 3,632 | 255 | 762 | C.Y. 2008 |
| | 21 | | 1,689 | 914 | 2,729 | 2,729 | 2,791 | - | 526 | C.Y. 2009 |
| | 22 | | 1,254 | 268 | 1,666 | 1,666 | 1,874 | - | 337 | C.Y. 2010 |
| | 23 | | 732 | 336 | 1,191 | 1,191 | 1,428 | - | 161 | C.Y. 2011 |
| | 24 | | 750 | 195 | 949 | 949 | 1,213 | - | 112 | C.Y. 2012 |
| 平成 | 22 | 年度 | 1,118 | 338 | 1,689 | 1,689 | 1,921 | - | 192 | F.Y. 2010 |
| | 23 | | 700 | 256 | 1,029 | 1,029 | 1,231 | - | 85 | F.Y. 2011 |
| 24 | 年 | 1~3月 | 198 | 52 | 315 | 315 | 347 | - | 85 | Q1 2012 |
| | | 4~6月 | 196 | 54 | 258 | 258 | 286 | - | 65 | Q2 |
| | | 7~9月 | 177 | 36 | 157 | 157 | 275 | - | 110 | Q3 |
| | | 10~12月 | 179 | 53 | 220 | 220 | 305 | - | 112 | Q4 |
| 24 | 年 | 1月 | 64 | 8 | 118 | 118 | 134 | - | 111 | Jan. 2012 |
| | | 2月 | 68 | 23 | 91 | 91 | 104 | - | 106 | Feb. |
| | | 3月 | 67 | 21 | 106 | 106 | 109 | - | 85 | Mar. |
| | | 4月 | 86 | 28 | 129 | 129 | 118 | - | 65 | Apr. |
| | | 5月 | 55 | 14 | 75 | 75 | 97 | - | 55 | May. |
| | | 6月 | 55 | 13 | 54 | 54 | 71 | - | 65 | Jun. |
| | | 7月 | 60 | 17 | 70 | 70 | 107 | - | 69 | Jul. |
| | | 8月 | 63 | 6 | 42 | 42 | 85 | - | 92 | Aug. |
| | | 9月 | 54 | 14 | 45 | 45 | 82 | - | 110 | Sep. |
| | | 10月 | 60 | 16 | 64 | 64 | 81 | - | 118 | Oct. |
| | | 11月 | 53 | 20 | 60 | 60 | 91 | - | 128 | Nov. |
| | | 12月 | 67 | 17 | 96 | 96 | 133 | - | 112 | Dec. |

金属製家具 Metal furniture

| 年 月 | | | 机計 (1)~(2) Desks total | | | | | | 単位:個 Unit: number | | Year and Month |
|-----|----|--------|--------------------------------|-----------------------------|------------|-------------------------------|--------------------------------|---------------|-------------------------------|-----------|----------------|
| | | | 生産数量 Production Quantity | 受入数量 Receipt Quantity | 計 Total | 出 荷 数 量 Shipments Quantity | | | 在庫数量 Inventory Quantity | | |
| | | | | | | 販 売 Sales | | その他 Others | | | |
| | | | | | | 数量 Quantity | 金額(百万円) Value (Million yen) | | | | |
| 平成 | 20 | 年 | 2,737,382 | 209,157 | 2,906,999 | 2,891,726 | 56,440 | 15,273 | 412,594 | C.Y. 2008 | |
| | 21 | | 1,988,429 | 120,599 | 2,169,701 | 2,169,362 | 36,610 | 339 | 354,904 | C.Y. 2009 | |
| | 22 | | 2,163,037 | 127,026 | 2,290,337 | 2,289,843 | 38,242 | 494 | 370,985 | C.Y. 2010 | |
| | 23 | | 2,205,543 | 80,207 | 2,280,883 | 2,280,470 | 39,108 | 413 | 429,577 | C.Y. 2011 | |
| | 24 | | 2,199,574 | 90,829 | 2,325,253 | 2,324,970 | 40,776 | 283 | 449,690 | C.Y. 2012 | |
| 平成 | 22 | 年度 | 2,164,187 | 118,766 | 2,199,977 | 2,199,493 | 37,827 | 484 | 410,013 | F.Y. 2010 | |
| | 23 | | 2,186,086 | 57,450 | 2,304,246 | 2,303,829 | 40,010 | 417 | 401,947 | F.Y. 2011 | |
| 24 | 年 | 1~3月 | 749,814 | 15,979 | 806,086 | 806,031 | 13,600 | 55 | 401,947 | Q1 2012 | |
| | | 4~6月 | 481,997 | 21,730 | 527,630 | 527,533 | 9,910 | 97 | 392,032 | Q2 | |
| | | 7~9月 | 429,276 | 29,472 | 480,262 | 480,175 | 8,354 | 87 | 384,621 | Q3 | |
| | | 10~12月 | 538,487 | 23,648 | 511,275 | 511,231 | 8,912 | 44 | 449,690 | Q4 | |
| 24 | 年 | 1月 | 211,939 | 3,175 | 175,664 | 175,638 | 2,743 | 26 | 472,124 | Jan. 2012 | |
| | | 2月 | 258,198 | 4,412 | 231,908 | 231,908 | 3,754 | - | 507,599 | Feb. | |
| | | 3月 | 279,677 | 8,392 | 398,514 | 398,485 | 7,102 | 29 | 401,947 | Mar. | |
| | | 4月 | 189,317 | 7,484 | 223,105 | 223,090 | 4,199 | 15 | 380,416 | Apr. | |
| | | 5月 | 148,234 | 4,992 | 151,565 | 151,510 | 2,807 | 55 | 386,519 | May. | |
| | | 6月 | 144,446 | 9,254 | 152,960 | 152,933 | 2,905 | 27 | 392,032 | Jun. | |
| | | 7月 | 156,504 | 10,139 | 157,620 | 157,597 | 2,645 | 23 | 405,828 | Jul. | |
| | | 8月 | 137,630 | 10,157 | 168,776 | 168,762 | 2,803 | 14 | 389,503 | Aug. | |
| | | 9月 | 135,142 | 9,176 | 153,866 | 153,816 | 2,906 | 50 | 384,621 | Sep. | |
| | | 10月 | 162,188 | 6,987 | 166,077 | 166,077 | 2,858 | - | 392,492 | Oct. | |
| | | 11月 | 190,327 | 7,550 | 166,350 | 166,306 | 2,866 | 44 | 428,682 | Nov. | |
| | | 12月 | 185,972 | 9,111 | 178,848 | 178,848 | 3,188 | - | 449,690 | Dec. | |

| 年 月 | | | 事務用机 (1) Office desks | | | | | | 単位:個 Unit: number | | Year and Month |
|-----|----|--------|--------------------------------|-----------------------------|------------|-------------------------------|--------------------------------|---------------|-------------------------------|-----------|----------------|
| | | | 生産数量 Production Quantity | 受入数量 Receipt Quantity | 計 Total | 出 荷 数 量 Shipments Quantity | | | 在庫数量 Inventory Quantity | | |
| | | | | | | 販 売 Sales | | その他 Others | | | |
| | | | | | | 数量 Quantity | 金額(百万円) Value (Million yen) | | | | |
| 平成 | 20 | 年 | 1,189,039 | 186,183 | 1,359,971 | 1,359,590 | 42,795 | 381 | 198,872 | C.Y. 2008 | |
| | 21 | | 658,290 | 114,981 | 823,263 | 822,947 | 25,791 | 316 | 160,770 | C.Y. 2009 | |
| | 22 | | 845,555 | 118,987 | 947,336 | 946,877 | 27,214 | 459 | 182,862 | C.Y. 2010 | |
| | 23 | | 972,662 | 71,297 | 1,023,091 | 1,022,688 | 28,628 | 403 | 208,716 | C.Y. 2011 | |
| | 24 | | 942,402 | 80,290 | 1,010,904 | 1,010,665 | 29,572 | 239 | 223,832 | C.Y. 2012 | |
| 平成 | 22 | 年度 | 897,819 | 111,237 | 952,837 | 952,365 | 27,368 | 472 | 220,100 | F.Y. 2010 | |
| | 23 | | 996,720 | 47,378 | 1,054,784 | 1,054,388 | 29,420 | 396 | 213,474 | F.Y. 2011 | |
| 24 | 年 | 1~3月 | 328,798 | 12,641 | 336,564 | 336,520 | 9,552 | 44 | 213,474 | Q1 2012 | |
| | | 4~6月 | 215,070 | 19,006 | 246,702 | 246,614 | 7,541 | 88 | 201,875 | Q2 | |
| | | 7~9月 | 182,721 | 27,323 | 206,266 | 206,203 | 5,994 | 63 | 206,840 | Q3 | |
| | | 10~12月 | 215,813 | 21,320 | 221,372 | 221,328 | 6,484 | 44 | 223,832 | Q4 | |
| 24 | 年 | 1月 | 94,551 | 2,527 | 71,531 | 71,506 | 1,901 | 25 | 233,232 | Jan. 2012 | |
| | | 2月 | 113,738 | 3,643 | 92,581 | 92,581 | 2,561 | - | 258,479 | Feb. | |
| | | 3月 | 120,509 | 6,471 | 172,452 | 172,433 | 5,090 | 19 | 213,474 | Mar. | |
| | | 4月 | 87,059 | 6,202 | 107,596 | 107,582 | 3,148 | 14 | 199,586 | Apr. | |
| | | 5月 | 63,462 | 4,252 | 66,938 | 66,889 | 2,140 | 49 | 200,495 | May. | |
| | | 6月 | 64,549 | 8,552 | 72,168 | 72,143 | 2,253 | 25 | 201,875 | Jun. | |
| | | 7月 | 60,134 | 9,403 | 66,617 | 66,596 | 1,942 | 21 | 205,242 | Jul. | |
| | | 8月 | 58,546 | 9,603 | 64,472 | 64,459 | 1,912 | 13 | 209,303 | Aug. | |
| | | 9月 | 64,041 | 8,317 | 75,177 | 75,148 | 2,140 | 29 | 206,840 | Sep. | |
| | | 10月 | 67,010 | 6,382 | 72,516 | 72,516 | 2,076 | - | 208,163 | Oct. | |
| | | 11月 | 76,933 | 6,629 | 70,598 | 70,554 | 2,071 | 44 | 221,464 | Nov. | |
| | | 12月 | 71,870 | 8,309 | 78,258 | 78,258 | 2,336 | - | 223,832 | Dec. | |

金属製家具 Metal furniture

| 年 月 | | | その他の机(卓子を含む) (2) Other desks(including tables) | | | | | | 単位:個 Unit: number | | Year and Month |
|-----|----|--------|---|-----------------------------|-------------------------------|----------------|--------------------------------|---------------|-------------------------------|-----------|----------------|
| | | | 生産数量 Production Quantity | 受入数量 Receipt Quantity | 出 荷 数 量 Shipments Quantity | | | | 在庫数量 Inventory Quantity | | |
| | | | | | 計 Total | 販 売 Sales | | その他 Others | | | |
| | | | | | | 数量 Quantity | 金額(百万円) Value (Million yen) | | | | |
| 平成 | 20 | 年 | 1,548,343 | 22,974 | 1,547,028 | 1,532,136 | 13,645 | 14,892 | 213,722 | C.Y. 2008 | |
| | 21 | | 1,330,139 | 5,618 | 1,346,438 | 1,346,415 | 10,819 | 23 | 194,134 | C.Y. 2009 | |
| | 22 | | 1,317,482 | 8,039 | 1,343,001 | 1,342,966 | 11,028 | 35 | 188,123 | C.Y. 2010 | |
| | 23 | | 1,232,881 | 8,910 | 1,257,792 | 1,257,782 | 10,480 | 10 | 220,861 | C.Y. 2011 | |
| | 24 | | 1,257,172 | 10,539 | 1,314,349 | 1,314,305 | 11,205 | 44 | 225,858 | C.Y. 2012 | |
| 平成 | 22 | 年度 | 1,266,368 | 7,529 | 1,247,140 | 1,247,128 | 10,460 | 12 | 189,913 | F.Y. 2010 | |
| | 23 | | 1,189,366 | 10,072 | 1,249,462 | 1,249,441 | 10,591 | 21 | 188,473 | F.Y. 2011 | |
| 24 | 年 | 1~3月 | 421,016 | 3,338 | 469,522 | 469,511 | 4,047 | 11 | 188,473 | Q1 2012 | |
| | | 4~6月 | 266,927 | 2,724 | 280,928 | 280,919 | 2,369 | 9 | 190,157 | Q2 | |
| | | 7~9月 | 246,555 | 2,149 | 273,996 | 273,972 | 2,360 | 24 | 177,781 | Q3 | |
| | | 10~12月 | 322,674 | 2,328 | 289,903 | 289,903 | 2,428 | - | 225,858 | Q4 | |
| 24 | 年 | 1月 | 117,388 | 648 | 104,133 | 104,132 | 842 | 1 | 238,892 | Jan. 2012 | |
| | | 2月 | 144,460 | 769 | 139,327 | 139,327 | 1,193 | - | 249,120 | Feb. | |
| | | 3月 | 159,168 | 1,921 | 226,062 | 226,052 | 2,012 | 10 | 188,473 | Mar. | |
| | | 4月 | 102,258 | 1,282 | 115,509 | 115,508 | 1,050 | 1 | 180,830 | Apr. | |
| | | 5月 | 84,772 | 740 | 84,627 | 84,621 | 666 | 6 | 186,024 | May. | |
| | | 6月 | 79,897 | 702 | 80,792 | 80,790 | 652 | 2 | 190,157 | Jun. | |
| | | 7月 | 96,370 | 736 | 91,003 | 91,001 | 703 | 2 | 200,586 | Jul. | |
| | | 8月 | 79,084 | 554 | 104,304 | 104,303 | 891 | 1 | 180,200 | Aug. | |
| | | 9月 | 71,101 | 859 | 78,689 | 78,668 | 767 | 21 | 177,781 | Sep. | |
| | | 10月 | 95,178 | 605 | 93,561 | 93,561 | 782 | - | 184,329 | Oct. | |
| | | 11月 | 113,394 | 921 | 95,752 | 95,752 | 794 | - | 207,218 | Nov. | |
| | | 12月 | 114,102 | 802 | 100,590 | 100,590 | 852 | - | 225,858 | Dec. | |

| 年 月 | | | いす計 (3)~(4) Chairs total | | | | | | 単位:個 Unit: number | | Year and Month |
|-----|----|--------|--------------------------------|-----------------------------|-------------------------------|----------------|--------------------------------|---------------|-------------------------------|-----------|----------------|
| | | | 生産数量 Production Quantity | 受入数量 Receipt Quantity | 出 荷 数 量 Shipments Quantity | | | | 在庫数量 Inventory Quantity | | |
| | | | | | 計 Total | 販 売 Sales | | その他 Others | | | |
| | | | | | | 数量 Quantity | 金額(百万円) Value (Million yen) | | | | |
| 平成 | 20 | 年 | 5,834,214 | 251,305 | 6,048,330 | 6,047,130 | 49,940 | 1,200 | 474,142 | C.Y. 2008 | |
| | 21 | | 4,451,291 | 244,767 | 4,732,190 | 4,731,163 | 37,825 | 1,027 | 437,683 | C.Y. 2009 | |
| | 22 | | 4,607,307 | 136,792 | 4,808,381 | 4,803,566 | 39,740 | 4,815 | 387,210 | C.Y. 2010 | |
| | 23 | | 4,622,929 | 179,509 | 4,779,217 | 4,778,425 | 38,399 | 792 | 452,520 | C.Y. 2011 | |
| | 24 | | 4,704,688 | 201,560 | 4,938,207 | 4,937,712 | 41,528 | 495 | 482,300 | C.Y. 2012 | |
| 平成 | 22 | 年度 | 4,674,461 | 151,421 | 4,787,787 | 4,783,442 | 39,589 | 4,345 | 348,476 | F.Y. 2010 | |
| | 23 | | 4,552,288 | 178,287 | 4,816,427 | 4,815,590 | 39,188 | 837 | 313,442 | F.Y. 2011 | |
| 24 | 年 | 1~3月 | 1,596,511 | 53,519 | 1,804,478 | 1,804,279 | 14,840 | 199 | 313,442 | Q1 2012 | |
| | | 4~6月 | 932,805 | 60,088 | 994,137 | 994,025 | 8,383 | 112 | 327,907 | Q2 | |
| | | 7~9月 | 951,994 | 34,968 | 985,690 | 985,601 | 8,775 | 89 | 344,238 | Q3 | |
| | | 10~12月 | 1,223,378 | 52,985 | 1,153,902 | 1,153,807 | 9,529 | 95 | 482,300 | Q4 | |
| 24 | 年 | 1月 | 434,371 | 14,201 | 411,894 | 411,860 | 3,029 | 34 | 494,145 | Jan. 2012 | |
| | | 2月 | 530,253 | 15,878 | 601,646 | 601,575 | 4,771 | 71 | 443,686 | Feb. | |
| | | 3月 | 631,887 | 23,440 | 790,938 | 790,844 | 7,040 | 94 | 313,442 | Mar. | |
| | | 4月 | 406,297 | 31,134 | 440,698 | 440,698 | 3,251 | - | 315,542 | Apr. | |
| | | 5月 | 266,437 | 11,879 | 284,158 | 284,093 | 2,445 | 65 | 314,675 | May. | |
| | | 6月 | 260,071 | 17,075 | 269,281 | 269,234 | 2,687 | 47 | 327,907 | Jun. | |
| | | 7月 | 314,475 | 18,031 | 305,626 | 305,595 | 2,541 | 31 | 360,153 | Jul. | |
| | | 8月 | 296,986 | 7,856 | 329,757 | 329,699 | 3,005 | 58 | 339,564 | Aug. | |
| | | 9月 | 340,533 | 9,081 | 350,307 | 350,307 | 3,230 | - | 344,238 | Sep. | |
| | | 10月 | 365,165 | 14,253 | 355,227 | 355,168 | 2,844 | 59 | 373,296 | Oct. | |
| | | 11月 | 440,201 | 16,940 | 411,703 | 411,667 | 3,256 | 36 | 424,101 | Nov. | |
| | | 12月 | 418,012 | 21,792 | 386,972 | 386,972 | 3,429 | - | 482,300 | Dec. | |

金属製家具 Metal furniture

| 年 月 | | | 回転式いす (3) Swivel chairs | | | | | | 単位:個 Unit: number | | Year and Month |
|-----|----|--------|--------------------------------|-----------------------------|------------|-------------------------------|--------------------------------|---------------|-------------------------------|-----------|----------------|
| | | | 生産数量 Production Quantity | 受入数量 Receipt Quantity | 計 Total | 出 荷 数 量 Shipments Quantity | | | 在庫数量 Inventory Quantity | | |
| | | | | | | 販 売 Sales | | その他 Others | | | |
| | | | | | | 数量 Quantity | 金額(百万円) Value (Million yen) | | | | |
| 平成 | 20 | 年 | 2,026,174 | 39,469 | 2,079,771 | 2,079,167 | 24,507 | 604 | 148,209 | C.Y. 2008 | |
| | 21 | | 1,158,511 | 31,759 | 1,201,193 | 1,200,474 | 14,786 | 719 | 136,924 | C.Y. 2009 | |
| | 22 | | 1,335,208 | 37,875 | 1,377,369 | 1,376,547 | 16,335 | 822 | 132,994 | C.Y. 2010 | |
| | 23 | | 1,499,295 | 98,706 | 1,594,519 | 1,593,782 | 17,956 | 737 | 135,878 | C.Y. 2011 | |
| | 24 | | 1,627,006 | 91,638 | 1,696,578 | 1,696,101 | 19,037 | 477 | 155,420 | C.Y. 2012 | |
| 平成 | 22 | 年度 | 1,437,915 | 62,701 | 1,478,391 | 1,477,971 | 17,434 | 420 | 152,728 | F.Y. 2010 | |
| | 23 | | 1,534,493 | 92,825 | 1,669,179 | 1,668,383 | 18,383 | 796 | 104,223 | F.Y. 2011 | |
| 24 | 年 | 1~3月 | 549,420 | 29,271 | 609,713 | 609,522 | 6,583 | 191 | 104,223 | Q1 2012 | |
| | | 4~6月 | 352,001 | 32,517 | 378,950 | 378,840 | 4,482 | 110 | 109,438 | Q2 | |
| | | 7~9月 | 319,845 | 14,973 | 324,399 | 324,312 | 3,878 | 87 | 118,827 | Q3 | |
| | | 10~12月 | 405,740 | 14,877 | 383,516 | 383,427 | 4,094 | 89 | 155,420 | Q4 | |
| 24 | 年 | 1月 | 148,130 | 7,481 | 145,938 | 145,906 | 1,536 | 32 | 145,211 | Jan. 2012 | |
| | | 2月 | 189,298 | 9,098 | 213,404 | 213,337 | 2,164 | 67 | 129,910 | Feb. | |
| | | 3月 | 211,992 | 12,692 | 250,371 | 250,279 | 2,884 | 92 | 104,223 | Mar. | |
| | | 4月 | 143,865 | 15,834 | 155,036 | 155,036 | 1,760 | - | 108,886 | Apr. | |
| | | 5月 | 106,550 | 6,630 | 113,938 | 113,874 | 1,420 | 64 | 107,775 | May. | |
| | | 6月 | 101,586 | 10,053 | 109,976 | 109,930 | 1,302 | 46 | 109,438 | Jun. | |
| | | 7月 | 108,671 | 9,391 | 106,497 | 106,467 | 1,241 | 30 | 121,003 | Jul. | |
| | | 8月 | 101,142 | 2,792 | 104,169 | 104,112 | 1,287 | 57 | 119,738 | Aug. | |
| | | 9月 | 110,032 | 2,790 | 113,733 | 113,733 | 1,350 | - | 118,827 | Sep. | |
| | | 10月 | 132,046 | 5,690 | 127,367 | 127,308 | 1,446 | 59 | 128,688 | Oct. | |
| | | 11月 | 148,756 | 2,092 | 140,533 | 140,503 | 1,355 | 30 | 139,003 | Nov. | |
| | | 12月 | 124,938 | 7,095 | 115,616 | 115,616 | 1,293 | - | 155,420 | Dec. | |

| 年 月 | | | その他の金属製いす (4) Other metal chairs | | | | | | 単位:個 Unit: number | | Year and Month |
|-----|----|--------|-------------------------------------|-----------------------------|------------|-------------------------------|--------------------------------|---------------|-------------------------------|-----------|----------------|
| | | | 生産数量 Production Quantity | 受入数量 Receipt Quantity | 計 Total | 出 荷 数 量 Shipments Quantity | | | 在庫数量 Inventory Quantity | | |
| | | | | | | 販 売 Sales | | その他 Others | | | |
| | | | | | | 数量 Quantity | 金額(百万円) Value (Million yen) | | | | |
| 平成 | 20 | 年 | 3,808,040 | 211,836 | 3,968,559 | 3,967,963 | 25,433 | 596 | 325,933 | C.Y. 2008 | |
| | 21 | | 3,292,780 | 213,008 | 3,530,997 | 3,530,689 | 23,038 | 308 | 300,759 | C.Y. 2009 | |
| | 22 | | 3,272,099 | 98,917 | 3,431,012 | 3,427,019 | 23,405 | 3,993 | 254,216 | C.Y. 2010 | |
| | 23 | | 3,123,634 | 80,803 | 3,184,698 | 3,184,643 | 20,443 | 55 | 316,642 | C.Y. 2011 | |
| | 24 | | 3,077,682 | 109,922 | 3,241,629 | 3,241,611 | 22,490 | 18 | 326,880 | C.Y. 2012 | |
| 平成 | 22 | 年度 | 3,236,546 | 88,720 | 3,309,396 | 3,305,471 | 22,155 | 3,925 | 195,748 | F.Y. 2010 | |
| | 23 | | 3,017,795 | 85,462 | 3,147,248 | 3,147,207 | 20,805 | 41 | 209,219 | F.Y. 2011 | |
| 24 | 年 | 1~3月 | 1,047,091 | 24,248 | 1,194,765 | 1,194,757 | 8,257 | 8 | 209,219 | Q1 2012 | |
| | | 4~6月 | 580,804 | 27,571 | 615,187 | 615,185 | 3,902 | 2 | 218,469 | Q2 | |
| | | 7~9月 | 632,149 | 19,995 | 661,291 | 661,289 | 4,897 | 2 | 225,411 | Q3 | |
| | | 10~12月 | 817,638 | 38,108 | 770,386 | 770,380 | 5,435 | 6 | 326,880 | Q4 | |
| 24 | 年 | 1月 | 286,241 | 6,720 | 265,956 | 265,954 | 1,493 | 2 | 348,934 | Jan. 2012 | |
| | | 2月 | 340,955 | 6,780 | 388,242 | 388,238 | 2,608 | 4 | 313,776 | Feb. | |
| | | 3月 | 419,895 | 10,748 | 540,567 | 540,565 | 4,156 | 2 | 209,219 | Mar. | |
| | | 4月 | 262,432 | 15,300 | 285,662 | 285,662 | 1,491 | - | 206,656 | Apr. | |
| | | 5月 | 159,887 | 5,249 | 170,220 | 170,219 | 1,025 | 1 | 206,900 | May. | |
| | | 6月 | 158,485 | 7,022 | 159,305 | 159,304 | 1,385 | 1 | 218,469 | Jun. | |
| | | 7月 | 205,804 | 8,640 | 199,129 | 199,128 | 1,300 | 1 | 239,150 | Jul. | |
| | | 8月 | 195,844 | 5,064 | 225,588 | 225,587 | 1,718 | 1 | 219,826 | Aug. | |
| | | 9月 | 230,501 | 6,291 | 236,574 | 236,574 | 1,880 | - | 225,411 | Sep. | |
| | | 10月 | 233,119 | 8,563 | 227,860 | 227,860 | 1,398 | - | 244,608 | Oct. | |
| | | 11月 | 291,445 | 14,848 | 271,170 | 271,164 | 1,901 | 6 | 285,098 | Nov. | |
| | | 12月 | 293,074 | 14,697 | 271,356 | 271,356 | 2,136 | - | 326,880 | Dec. | |

金属製家具 Metal furniture

| 年 月 | | | 引出箱 (5) Filing cabinets | | | | | | 単位:個 Unit: number | | Year and Month |
|-----|----|--------|--------------------------------|-----------------------------|------------|-------------------------------|--------------------------------|---------------|-------------------------------|-----------|----------------|
| | | | 生産数量 Production Quantity | 受入数量 Receipt Quantity | 計 Total | 出 荷 数 量 Shipments Quantity | | | 在庫数量 Inventory Quantity | | |
| | | | | | | 販 売 Sales | | その他 Others | | | |
| | | | | | | 数量 Quantity | 金額(百万円) Value (Million yen) | | | | |
| 平成 | 20 | 年 | 515,203 | 45,272 | 577,841 | 577,633 | 9,796 | 208 | 57,937 | C.Y. 2008 | |
| | 21 | | 348,512 | 39,574 | 406,987 | 406,846 | 6,931 | 141 | 49,343 | C.Y. 2009 | |
| | 22 | | 358,998 | 21,064 | 381,062 | 380,869 | 6,769 | 193 | 57,285 | C.Y. 2010 | |
| | 23 | | 370,873 | 22,460 | 401,155 | 400,951 | 7,270 | 204 | 50,248 | C.Y. 2011 | |
| | 24 | | 450,973 | 27,450 | 457,722 | 457,646 | 7,310 | 76 | 73,096 | C.Y. 2012 | |
| 平成 | 22 | 年度 | 359,094 | 22,388 | 373,783 | 373,590 | 6,453 | 193 | 67,609 | F.Y. 2010 | |
| | 23 | | 401,323 | 24,040 | 428,859 | 428,655 | 7,568 | 204 | 69,701 | F.Y. 2011 | |
| 24 | 年 | 1~3月 | 138,686 | 7,672 | 133,456 | 133,427 | 2,135 | 29 | 69,701 | Q1 2012 | |
| | | 4~6月 | 109,809 | 7,152 | 133,462 | 133,444 | 2,092 | 18 | 52,770 | Q2 | |
| | | 7~9月 | 90,895 | 5,313 | 92,944 | 92,927 | 1,531 | 17 | 52,949 | Q3 | |
| | | 10~12月 | 111,583 | 7,313 | 97,860 | 97,848 | 1,551 | 12 | 73,096 | Q4 | |
| 24 | 年 | 1月 | 38,070 | 2,548 | 31,526 | 31,506 | 443 | 20 | 65,891 | Jan. 2012 | |
| | | 2月 | 43,219 | 2,864 | 40,227 | 40,227 | 635 | - | 71,747 | Feb. | |
| | | 3月 | 57,397 | 2,260 | 61,703 | 61,694 | 1,056 | 9 | 69,701 | Mar. | |
| | | 4月 | 37,863 | 2,097 | 53,796 | 53,796 | 815 | - | 55,865 | Apr. | |
| | | 5月 | 38,851 | 2,174 | 40,304 | 40,304 | 629 | - | 56,156 | May. | |
| | | 6月 | 33,095 | 2,881 | 39,362 | 39,344 | 648 | 18 | 52,770 | Jun. | |
| | | 7月 | 34,962 | 1,948 | 34,067 | 34,063 | 549 | 4 | 55,493 | Jul. | |
| | | 8月 | 27,121 | 1,975 | 25,466 | 25,453 | 399 | 13 | 56,158 | Aug. | |
| | | 9月 | 28,812 | 1,390 | 33,411 | 33,411 | 583 | - | 52,949 | Sep. | |
| | | 10月 | 34,908 | 2,301 | 32,275 | 32,263 | 532 | 12 | 57,455 | Oct. | |
| | | 11月 | 40,164 | 1,772 | 31,311 | 31,311 | 497 | - | 67,619 | Nov. | |
| | | 12月 | 36,511 | 3,240 | 34,274 | 34,274 | 522 | - | 73,096 | Dec. | |

| 年 月 | | | 保管庫類 (6) Storage cabinets | | | | | | 単位:個 Unit: number | | Year and Month |
|-----|----|--------|--------------------------------|-----------------------------|------------|-------------------------------|--------------------------------|---------------|-------------------------------|-----------|----------------|
| | | | 生産数量 Production Quantity | 受入数量 Receipt Quantity | 計 Total | 出 荷 数 量 Shipments Quantity | | | 在庫数量 Inventory Quantity | | |
| | | | | | | 販 売 Sales | | その他 Others | | | |
| | | | | | | 数量 Quantity | 金額(百万円) Value (Million yen) | | | | |
| 平成 | 20 | 年 | 1,666,347 | 130,953 | 1,788,152 | 1,787,895 | 27,832 | 257 | 187,141 | C.Y. 2008 | |
| | 21 | | 924,804 | 74,151 | 1,046,509 | 1,046,371 | 18,455 | 138 | 144,416 | C.Y. 2009 | |
| | 22 | | 920,652 | 42,376 | 970,246 | 970,030 | 17,346 | 216 | 139,142 | C.Y. 2010 | |
| | 23 | | 1,681,128 | 59,112 | 1,733,037 | 1,732,712 | 21,590 | 325 | 147,376 | C.Y. 2011 | |
| | 24 | | 1,763,395 | 50,562 | 1,794,514 | 1,794,403 | 21,505 | 111 | 159,182 | C.Y. 2012 | |
| 平成 | 22 | 年度 | 1,131,075 | 52,715 | 1,172,557 | 1,172,384 | 18,475 | 173 | 126,294 | F.Y. 2010 | |
| | 23 | | 1,715,272 | 52,009 | 1,752,271 | 1,751,989 | 21,570 | 282 | 142,665 | F.Y. 2011 | |
| 24 | 年 | 1~3月 | 529,583 | 14,668 | 546,497 | 546,475 | 6,684 | 22 | 142,665 | Q1 2012 | |
| | | 4~6月 | 454,453 | 12,286 | 469,036 | 468,988 | 5,467 | 48 | 140,497 | Q2 | |
| | | 7~9月 | 399,786 | 11,276 | 402,020 | 401,999 | 4,503 | 21 | 142,918 | Q3 | |
| | | 10~12月 | 379,573 | 12,332 | 376,961 | 376,941 | 4,851 | 20 | 159,182 | Q4 | |
| 24 | 年 | 1月 | 153,441 | 3,546 | 147,271 | 147,271 | 1,664 | - | 154,449 | Jan. 2012 | |
| | | 2月 | 176,285 | 4,665 | 175,814 | 175,814 | 2,126 | - | 159,678 | Feb. | |
| | | 3月 | 199,857 | 6,457 | 223,412 | 223,390 | 2,894 | 22 | 142,665 | Mar. | |
| | | 4月 | 167,479 | 5,002 | 180,013 | 180,013 | 2,269 | - | 135,226 | Apr. | |
| | | 5月 | 139,790 | 2,735 | 142,722 | 142,702 | 1,574 | 20 | 134,972 | May. | |
| | | 6月 | 147,184 | 4,549 | 146,301 | 146,273 | 1,623 | 28 | 140,497 | Jun. | |
| | | 7月 | 139,018 | 5,254 | 140,939 | 140,929 | 1,617 | 10 | 143,682 | Jul. | |
| | | 8月 | 124,070 | 2,380 | 125,963 | 125,952 | 1,425 | 11 | 137,603 | Aug. | |
| | | 9月 | 136,698 | 3,642 | 135,118 | 135,118 | 1,461 | - | 142,918 | Sep. | |
| | | 10月 | 138,284 | 2,932 | 136,128 | 136,115 | 1,690 | 13 | 148,045 | Oct. | |
| | | 11月 | 121,444 | 3,395 | 122,736 | 122,729 | 1,593 | 7 | 151,379 | Nov. | |
| | | 12月 | 119,845 | 6,005 | 118,097 | 118,097 | 1,568 | - | 159,182 | Dec. | |

金属製家具 Metal furniture

| 年 月 | | | 耐火金庫 (7) Fire-resistive containers | | | | | | 単位:個 Unit: number | | Year and Month |
|-----|----|--------|---------------------------------------|-----------------------------|------------|-------------------------------|--------------------------------|---------------|-------------------------------|-----------|----------------|
| | | | 生産数量 Production Quantity | 受入数量 Receipt Quantity | 計 Total | 出 荷 数 量 Shipments Quantity | | | 在庫数量 Inventory Quantity | | |
| | | | | | | 販 売 Sales | | その他 Others | | | |
| | | | | | | 数量 Quantity | 金額(百万円) Value (Million yen) | | | | |
| 平成 | 20 | 年 | 70,844 | 54,230 | 122,461 | 122,461 | 6,965 | - | 16,702 | C.Y. 2008 | |
| | 21 | | 56,580 | 42,929 | 104,873 | 104,873 | 6,275 | - | 11,338 | C.Y. 2009 | |
| | 22 | | 52,488 | 54,607 | 107,808 | 107,808 | 6,114 | - | 10,625 | C.Y. 2010 | |
| | 23 | | 51,568 | 67,158 | 118,967 | 118,967 | 6,560 | - | 10,384 | C.Y. 2011 | |
| | 24 | | 48,634 | 66,528 | 114,876 | 114,876 | 6,439 | - | 10,670 | C.Y. 2012 | |
| 平成 | 22 | 年度 | 50,108 | 58,968 | 109,414 | 109,414 | 6,244 | - | 10,197 | F.Y. 2010 | |
| | 23 | | 53,715 | 71,580 | 126,041 | 126,041 | 6,660 | - | 9,451 | F.Y. 2011 | |
| 24 | 年 | 1~3月 | 14,032 | 18,805 | 33,770 | 33,770 | 1,792 | - | 9,451 | Q1 2012 | |
| | | 4~6月 | 12,252 | 15,212 | 27,064 | 27,064 | 1,548 | - | 9,851 | Q2 | |
| | | 7~9月 | 11,138 | 17,121 | 28,544 | 28,544 | 1,510 | - | 9,566 | Q3 | |
| | | 10~12月 | 11,212 | 15,390 | 25,498 | 25,498 | 1,588 | - | 10,670 | Q4 | |
| 24 | 年 | 1月 | 4,775 | 6,112 | 9,895 | 9,895 | 526 | - | 11,376 | Jan. 2012 | |
| | | 2月 | 4,727 | 5,948 | 10,640 | 10,640 | 559 | - | 11,411 | Feb. | |
| | | 3月 | 4,530 | 6,745 | 13,235 | 13,235 | 707 | - | 9,451 | Mar. | |
| | | 4月 | 4,043 | 4,762 | 8,955 | 8,955 | 559 | - | 9,301 | Apr. | |
| | | 5月 | 4,308 | 4,578 | 8,193 | 8,193 | 474 | - | 9,994 | May. | |
| | | 6月 | 3,901 | 5,872 | 9,916 | 9,916 | 516 | - | 9,851 | Jun. | |
| | | 7月 | 3,850 | 5,208 | 6,172 | 6,172 | 589 | - | 12,737 | Jul. | |
| | | 8月 | 3,694 | 5,873 | 12,610 | 12,610 | 437 | - | 9,694 | Aug. | |
| | | 9月 | 3,594 | 6,040 | 9,762 | 9,762 | 484 | - | 9,566 | Sep. | |
| | | 10月 | 3,787 | 4,787 | 8,515 | 8,515 | 589 | - | 9,625 | Oct. | |
| | | 11月 | 3,816 | 4,210 | 7,347 | 7,347 | 547 | - | 10,304 | Nov. | |
| | | 12月 | 3,609 | 6,393 | 9,636 | 9,636 | 452 | - | 10,670 | Dec. | |

| 年 月 | | | 流し・ガス・調理台計 (8)~(10) | | | | | | 単位:個 Unit: number | | Year and Month |
|-----|----|--------|--------------------------------|-----------------------------|------------|-------------------------------|--------------------------------|---------------|-------------------------------|-----------|----------------|
| | | | 生産数量 Production Quantity | 受入数量 Receipt Quantity | 計 Total | 出 荷 数 量 Shipments Quantity | | | 在庫数量 Inventory Quantity | | |
| | | | | | | 販 売 Sales | | その他 Others | | | |
| | | | | | | 数量 Quantity | 金額(百万円) Value (Million yen) | | | | |
| 平成 | 20 | 年 | 591,090 | 4,928 | 587,593 | 587,593 | 18,719 | - | 67,105 | C.Y. 2008 | |
| | 21 | | 520,710 | 4,800 | 533,387 | 533,387 | 16,498 | - | 43,452 | C.Y. 2009 | |
| | 22 | | 438,921 | 3,654 | 443,242 | 443,242 | 14,025 | - | 27,633 | C.Y. 2010 | |
| | 23 | | 450,702 | - | 449,051 | 449,051 | 14,649 | - | 29,230 | C.Y. 2011 | |
| | 24 | | 411,309 | - | 411,802 | 411,802 | 13,100 | - | 28,737 | C.Y. 2012 | |
| 平成 | 22 | 年度 | 430,134 | 2,532 | 431,325 | 431,325 | 13,771 | - | 27,769 | F.Y. 2010 | |
| | 23 | | 454,502 | - | 451,092 | 451,092 | 14,636 | - | 31,133 | F.Y. 2011 | |
| 24 | 年 | 1~3月 | 106,503 | - | 104,600 | 104,600 | 3,431 | - | 31,133 | Q1 2012 | |
| | | 4~6月 | 107,385 | - | 101,160 | 101,160 | 3,135 | - | 37,358 | Q2 | |
| | | 7~9月 | 94,974 | - | 99,809 | 99,809 | 3,181 | - | 32,523 | Q3 | |
| | | 10~12月 | 102,447 | - | 106,233 | 106,233 | 3,353 | - | 28,737 | Q4 | |
| 24 | 年 | 1月 | 31,362 | - | 28,784 | 28,784 | 934 | - | 31,808 | Jan. 2012 | |
| | | 2月 | 38,650 | - | 36,982 | 36,982 | 1,222 | - | 33,476 | Feb. | |
| | | 3月 | 36,491 | - | 38,834 | 38,834 | 1,275 | - | 31,133 | Mar. | |
| | | 4月 | 33,943 | - | 33,165 | 33,165 | 965 | - | 31,911 | Apr. | |
| | | 5月 | 36,372 | - | 33,671 | 33,671 | 1,071 | - | 34,612 | May. | |
| | | 6月 | 37,070 | - | 34,324 | 34,324 | 1,100 | - | 37,358 | Jun. | |
| | | 7月 | 34,704 | - | 35,892 | 35,892 | 1,143 | - | 36,170 | Jul. | |
| | | 8月 | 29,904 | - | 31,100 | 31,100 | 976 | - | 34,974 | Aug. | |
| | | 9月 | 30,366 | - | 32,817 | 32,817 | 1,063 | - | 32,523 | Sep. | |
| | | 10月 | 36,365 | - | 36,291 | 36,291 | 1,134 | - | 32,597 | Oct. | |
| | | 11月 | 35,750 | - | 37,078 | 37,078 | 1,172 | - | 31,269 | Nov. | |
| | | 12月 | 30,332 | - | 32,864 | 32,864 | 1,046 | - | 28,737 | Dec. | |

金属製家具 Metal furniture

| 年 月 | | | 流し台 (8) Sink cabinets | | | | | | 単位:個 Unit: number | | Year and Month |
|-----|----|--------|--------------------------------|-----------------------------|------------|-------------------------------|--------------------------------|---------------|-------------------------------|-----------|----------------|
| | | | 生産数量 Production Quantity | 受入数量 Receipt Quantity | 計 Total | 出 荷 数 量 Shipments Quantity | | | 在庫数量 Inventory Quantity | | |
| | | | | | | 販 売 Sales | | その他 Others | | | |
| | | | | | | 数量 Quantity | 金額(百万円) Value (Million yen) | | | | |
| 平成 | 20 | 年 | 283,096 | 2,427 | 279,548 | 279,548 | 13,395 | - | 31,309 | C.Y. 2008 | |
| | 21 | | 253,529 | 2,389 | 258,556 | 258,556 | 11,923 | - | 19,475 | C.Y. 2009 | |
| | 22 | | 197,611 | 1,847 | 199,274 | 199,274 | 9,772 | - | 13,627 | C.Y. 2010 | |
| | 23 | | 199,972 | - | 199,367 | 199,367 | 10,295 | - | 14,144 | C.Y. 2011 | |
| | 24 | | 187,942 | - | 188,008 | 188,008 | 9,167 | - | 14,078 | C.Y. 2012 | |
| 平成 | 22 | 年度 | 190,018 | 1,296 | 190,804 | 190,804 | 9,528 | - | 13,521 | F.Y. 2010 | |
| | 23 | | 203,350 | - | 201,811 | 201,811 | 10,297 | - | 14,980 | F.Y. 2011 | |
| 24 | 年 | 1~3月 | 49,131 | - | 48,295 | 48,295 | 2,411 | - | 14,980 | Q1 2012 | |
| | | 4~6月 | 48,745 | - | 45,501 | 45,501 | 2,178 | - | 18,224 | Q2 | |
| | | 7~9月 | 43,536 | - | 45,722 | 45,722 | 2,241 | - | 16,038 | Q3 | |
| | | 10~12月 | 46,530 | - | 48,490 | 48,490 | 2,337 | - | 14,078 | Q4 | |
| 24 | 年 | 1月 | 14,530 | - | 13,220 | 13,220 | 666 | - | 15,454 | Jan. 2012 | |
| | | 2月 | 17,916 | - | 17,227 | 17,227 | 864 | - | 16,143 | Feb. | |
| | | 3月 | 16,685 | - | 17,848 | 17,848 | 881 | - | 14,980 | Mar. | |
| | | 4月 | 15,299 | - | 14,952 | 14,952 | 655 | - | 15,327 | Apr. | |
| | | 5月 | 16,565 | - | 15,144 | 15,144 | 752 | - | 16,748 | May. | |
| | | 6月 | 16,881 | - | 15,405 | 15,405 | 771 | - | 18,224 | Jun. | |
| | | 7月 | 15,760 | - | 16,273 | 16,273 | 804 | - | 17,711 | Jul. | |
| | | 8月 | 13,903 | - | 14,454 | 14,454 | 683 | - | 17,160 | Aug. | |
| | | 9月 | 13,873 | - | 14,995 | 14,995 | 755 | - | 16,038 | Sep. | |
| | | 10月 | 16,668 | - | 16,572 | 16,572 | 784 | - | 16,134 | Oct. | |
| | | 11月 | 15,874 | - | 16,872 | 16,872 | 819 | - | 15,136 | Nov. | |
| | | 12月 | 13,988 | - | 15,046 | 15,046 | 735 | - | 14,078 | Dec. | |

| 年 月 | | | ガス台 (9) Range tables | | | | | | 単位:個 Unit: number | | Year and Month |
|-----|----|--------|--------------------------------|-----------------------------|------------|-------------------------------|--------------------------------|---------------|-------------------------------|-----------|----------------|
| | | | 生産数量 Production Quantity | 受入数量 Receipt Quantity | 計 Total | 出 荷 数 量 Shipments Quantity | | | 在庫数量 Inventory Quantity | | |
| | | | | | | 販 売 Sales | | その他 Others | | | |
| | | | | | | 数量 Quantity | 金額(百万円) Value (Million yen) | | | | |
| 平成 | 20 | 年 | 188,389 | 1,864 | 188,368 | 188,368 | 2,815 | - | 19,761 | C.Y. 2008 | |
| | 21 | | 168,607 | 1,703 | 172,345 | 172,345 | 2,453 | - | 12,039 | C.Y. 2009 | |
| | 22 | | 144,961 | 1,171 | 145,972 | 145,972 | 2,330 | - | 8,241 | C.Y. 2010 | |
| | 23 | | 150,387 | - | 149,659 | 149,659 | 2,434 | - | 9,002 | C.Y. 2011 | |
| | 24 | | 134,646 | - | 134,525 | 134,525 | 2,144 | - | 9,123 | C.Y. 2012 | |
| 平成 | 22 | 年度 | 141,454 | 792 | 141,079 | 141,079 | 2,292 | - | 8,633 | F.Y. 2010 | |
| | 23 | | 151,456 | - | 150,753 | 150,753 | 2,433 | - | 9,369 | F.Y. 2011 | |
| 24 | 年 | 1~3月 | 34,559 | - | 34,192 | 34,192 | 557 | - | 9,369 | Q1 2012 | |
| | | 4~6月 | 35,421 | - | 33,433 | 33,433 | 522 | - | 11,357 | Q2 | |
| | | 7~9月 | 30,855 | - | 32,275 | 32,275 | 511 | - | 9,937 | Q3 | |
| | | 10~12月 | 33,811 | - | 34,625 | 34,625 | 555 | - | 9,123 | Q4 | |
| 24 | 年 | 1月 | 10,205 | - | 9,744 | 9,744 | 154 | - | 9,463 | Jan. 2012 | |
| | | 2月 | 12,550 | - | 12,139 | 12,139 | 198 | - | 9,874 | Feb. | |
| | | 3月 | 11,804 | - | 12,309 | 12,309 | 205 | - | 9,369 | Mar. | |
| | | 4月 | 11,214 | - | 11,050 | 11,050 | 170 | - | 9,533 | Apr. | |
| | | 5月 | 12,190 | - | 11,256 | 11,256 | 176 | - | 10,467 | May. | |
| | | 6月 | 12,017 | - | 11,127 | 11,127 | 175 | - | 11,357 | Jun. | |
| | | 7月 | 11,507 | - | 11,724 | 11,724 | 182 | - | 11,140 | Jul. | |
| | | 8月 | 9,469 | - | 9,747 | 9,747 | 159 | - | 10,862 | Aug. | |
| | | 9月 | 9,879 | - | 10,804 | 10,804 | 170 | - | 9,937 | Sep. | |
| | | 10月 | 11,929 | - | 11,725 | 11,725 | 190 | - | 10,141 | Oct. | |
| | | 11月 | 12,039 | - | 12,028 | 12,028 | 190 | - | 10,152 | Nov. | |
| | | 12月 | 9,843 | - | 10,872 | 10,872 | 174 | - | 9,123 | Dec. | |

金属製家具 Metal furniture

| 年 月 | | | 調理台 (10) Cooking tables | | | | | | 単位:個 Unit: number | | Year and Month |
|-----|----|--------|--------------------------------|-----------------------------|------------|-------------------------------|--------------------------------|---------------|-------------------------------|-----------|----------------|
| | | | 生産数量 Production Quantity | 受入数量 Receipt Quantity | 計 Total | 出 荷 数 量 Shipments Quantity | | | 在庫数量 Inventory Quantity | | |
| | | | | | | 販 売 Sales | | その他 Others | | | |
| | | | | | | 数量 Quantity | 金額(百万円) Value (Million yen) | | | | |
| 平成 | 20 | 年 | 119,605 | 637 | 119,677 | 119,677 | 2,509 | - | 16,035 | C.Y. 2008 | |
| | 21 | | 98,574 | 708 | 102,486 | 102,486 | 2,121 | - | 11,938 | C.Y. 2009 | |
| | 22 | | 96,349 | 636 | 97,996 | 97,996 | 1,922 | - | 5,765 | C.Y. 2010 | |
| | 23 | | 100,343 | - | 100,025 | 100,025 | 1,920 | - | 6,084 | C.Y. 2011 | |
| | 24 | | 88,721 | - | 89,269 | 89,269 | 1,789 | - | 5,536 | C.Y. 2012 | |
| 平成 | 22 | 年度 | 98,662 | 444 | 99,442 | 99,442 | 1,951 | - | 5,615 | F.Y. 2010 | |
| | 23 | | 99,696 | - | 98,528 | 98,528 | 1,906 | - | 6,784 | F.Y. 2011 | |
| 24 | 年 | 1~3月 | 22,813 | - | 22,113 | 22,113 | 463 | - | 6,784 | Q1 2012 | |
| | | 4~6月 | 23,219 | - | 22,226 | 22,226 | 436 | - | 7,777 | Q2 | |
| | | 7~9月 | 20,583 | - | 21,812 | 21,812 | 429 | - | 6,548 | Q3 | |
| | | 10~12月 | 22,106 | - | 23,118 | 23,118 | 461 | - | 5,536 | Q4 | |
| 24 | 年 | 1月 | 6,627 | - | 5,820 | 5,820 | 115 | - | 6,891 | Jan. 2012 | |
| | | 2月 | 8,184 | - | 7,616 | 7,616 | 160 | - | 7,459 | Feb. | |
| | | 3月 | 8,002 | - | 8,677 | 8,677 | 189 | - | 6,784 | Mar. | |
| | | 4月 | 7,430 | - | 7,163 | 7,163 | 139 | - | 7,051 | Apr. | |
| | | 5月 | 7,617 | - | 7,271 | 7,271 | 143 | - | 7,397 | May. | |
| | | 6月 | 8,172 | - | 7,792 | 7,792 | 153 | - | 7,777 | Jun. | |
| | | 7月 | 7,437 | - | 7,895 | 7,895 | 157 | - | 7,319 | Jul. | |
| | | 8月 | 6,532 | - | 6,899 | 6,899 | 134 | - | 6,952 | Aug. | |
| | | 9月 | 6,614 | - | 7,018 | 7,018 | 138 | - | 6,548 | Sep. | |
| | | 10月 | 7,768 | - | 7,994 | 7,994 | 161 | - | 6,322 | Oct. | |
| | | 11月 | 7,837 | - | 8,178 | 8,178 | 163 | - | 5,981 | Nov. | |
| | | 12月 | 6,501 | - | 6,946 | 6,946 | 137 | - | 5,536 | Dec. | |

| 年 月 | | | システムキッチン (11) System kitchens | | | | | | 単位:セット Unit: sets | | Year and Month |
|-----|----|--------|----------------------------------|-----------------------------|------------|-------------------------------|--------------------------------|---------------|-------------------------------|-----------|----------------|
| | | | 生産数量 Production Quantity | 受入数量 Receipt Quantity | 計 Total | 出 荷 数 量 Shipments Quantity | | | 在庫数量 Inventory Quantity | | |
| | | | | | | 販 売 Sales | | その他 Others | | | |
| | | | | | | 数量 Quantity | 金額(百万円) Value (Million yen) | | | | |
| 平成 | 20 | 年 | 821,699 | 147,969 | 996,072 | 888,780 | 222,470 | 107,292 | 13,029 | C.Y. 2008 | |
| | 21 | | 774,315 | 141,541 | 925,550 | 835,592 | 196,890 | 89,958 | 19,883 | C.Y. 2009 | |
| | 22 | | 763,893 | 151,795 | 914,371 | 821,715 | 183,357 | 92,656 | 18,210 | C.Y. 2010 | |
| | 23 | | 743,091 | 148,508 | 887,545 | 793,713 | 171,216 | 93,832 | 22,678 | C.Y. 2011 | |
| | 24 | | 821,438 | 134,145 | 955,658 | 860,806 | 168,033 | 94,852 | 26,523 | C.Y. 2012 | |
| 平成 | 22 | 年度 | 760,312 | 149,646 | 905,715 | 813,638 | 181,193 | 92,077 | 18,804 | F.Y. 2010 | |
| | 23 | | 753,586 | 146,395 | 902,288 | 809,174 | 170,840 | 93,114 | 19,036 | F.Y. 2011 | |
| 24 | 年 | 1~3月 | 191,111 | 37,629 | 234,639 | 212,466 | 41,073 | 22,173 | 19,036 | Q1 2012 | |
| | | 4~6月 | 187,530 | 28,675 | 214,268 | 192,902 | 38,920 | 21,366 | 20,181 | Q2 | |
| | | 7~9月 | 209,511 | 33,787 | 242,204 | 217,711 | 42,076 | 24,493 | 24,926 | Q3 | |
| | | 10~12月 | 233,286 | 34,054 | 264,547 | 237,727 | 45,964 | 26,820 | 26,523 | Q4 | |
| 24 | 年 | 1月 | 57,275 | 11,640 | 69,886 | 63,517 | 11,714 | 6,369 | 22,336 | Jan. 2012 | |
| | | 2月 | 68,036 | 13,384 | 82,097 | 74,206 | 14,302 | 7,891 | 21,738 | Feb. | |
| | | 3月 | 65,800 | 12,605 | 82,656 | 74,743 | 15,057 | 7,913 | 19,036 | Mar. | |
| | | 4月 | 62,105 | 9,761 | 71,049 | 63,928 | 12,709 | 7,121 | 18,983 | Apr. | |
| | | 5月 | 58,394 | 9,090 | 66,540 | 59,605 | 12,327 | 6,935 | 19,531 | May. | |
| | | 6月 | 67,031 | 9,824 | 76,679 | 69,369 | 13,884 | 7,310 | 20,181 | Jun. | |
| | | 7月 | 70,738 | 11,403 | 81,564 | 73,418 | 14,734 | 8,146 | 20,724 | Jul. | |
| | | 8月 | 69,272 | 12,373 | 78,799 | 70,008 | 13,153 | 8,791 | 23,610 | Aug. | |
| | | 9月 | 69,501 | 10,011 | 81,841 | 74,285 | 14,188 | 7,556 | 24,926 | Sep. | |
| | | 10月 | 75,577 | 10,720 | 83,476 | 75,349 | 14,962 | 8,127 | 26,166 | Oct. | |
| | | 11月 | 83,498 | 12,586 | 94,091 | 83,910 | 16,205 | 10,181 | 28,458 | Nov. | |
| | | 12月 | 74,211 | 10,748 | 86,980 | 78,468 | 14,797 | 8,512 | 26,523 | Dec. | |

金属製家具 Metal furniture

| 年 月 | | | ベッド (12) Metal beds | | | | | | 単位:個 Unit: number | | Year and Month |
|-----|----|--------|--------------------------------|-----------------------------|------------|----------------------------|--------------------------------|---------------|-------------------------------|-----------|----------------|
| | | | 生産数量 Production Quantity | 受入数量 Receipt Quantity | 計 Total | 出荷数量 Shipments Quantity | | | 在庫数量 Inventory Quantity | | |
| | | | | | | 販 売 Sales | | その他 Others | | | |
| | | | | | | 数量 Quantity | 金額(百万円) Value (Million yen) | | | | |
| 平成 | 20 | 年 | 133,677 | 319 | 130,453 | 127,538 | 15,345 | 2,915 | 21,792 | C.Y. 2008 | |
| | 21 | | 136,575 | 232 | 144,473 | 144,459 | 17,938 | 14 | 14,126 | C.Y. 2009 | |
| | 22 | | 164,789 | 4 | 159,492 | 159,445 | 20,118 | 47 | 19,427 | C.Y. 2010 | |
| | 23 | | 181,771 | 10 | 176,891 | 176,683 | 22,029 | 208 | 24,317 | C.Y. 2011 | |
| | 24 | | 171,361 | - | 175,132 | 175,132 | 22,214 | - | 20,496 | C.Y. 2012 | |
| 平成 | 22 | 年度 | 172,120 | 5 | 172,674 | 172,601 | 21,728 | 73 | 13,235 | F.Y. 2010 | |
| | 23 | | 182,459 | 8 | 181,775 | 181,598 | 22,636 | 177 | 13,877 | F.Y. 2011 | |
| 24 | 年 | 1~3月 | 49,745 | - | 60,135 | 60,135 | 7,533 | - | 13,877 | Q1 2012 | |
| | | 4~6月 | 47,098 | - | 41,171 | 41,171 | 5,221 | - | 19,804 | Q2 | |
| | | 7~9月 | 31,969 | - | 37,249 | 37,249 | 4,788 | - | 14,524 | Q3 | |
| | | 10~12月 | 42,549 | - | 36,577 | 36,577 | 4,672 | - | 20,496 | Q4 | |
| 24 | 年 | 1月 | 13,207 | - | 10,257 | 10,257 | 1,293 | - | 27,217 | Jan. 2012 | |
| | | 2月 | 18,167 | - | 18,745 | 18,745 | 2,338 | - | 26,639 | Feb. | |
| | | 3月 | 18,371 | - | 31,133 | 31,133 | 3,902 | - | 13,877 | Mar. | |
| | | 4月 | 15,897 | - | 14,615 | 14,615 | 1,818 | - | 15,159 | Apr. | |
| | | 5月 | 14,921 | - | 13,184 | 13,184 | 1,628 | - | 16,896 | May. | |
| | | 6月 | 16,280 | - | 13,372 | 13,372 | 1,775 | - | 19,804 | Jun. | |
| | | 7月 | 12,188 | - | 10,513 | 10,513 | 1,315 | - | 21,479 | Jul. | |
| | | 8月 | 8,657 | - | 12,545 | 12,545 | 1,669 | - | 17,591 | Aug. | |
| | | 9月 | 11,124 | - | 14,191 | 14,191 | 1,804 | - | 14,524 | Sep. | |
| | | 10月 | 13,104 | - | 11,648 | 11,648 | 1,481 | - | 15,980 | Oct. | |
| | | 11月 | 13,284 | - | 10,985 | 10,985 | 1,394 | - | 18,279 | Nov. | |
| | | 12月 | 16,161 | - | 13,944 | 13,944 | 1,798 | - | 20,496 | Dec. | |

| 年 月 | | | 棚 (13) Racks | | | | | | 単位:個 Unit: number | | Year and Month |
|-----|----|--------|--------------------------------|-----------------------------|------------|----------------------------|--------------------------------|---------------|-------------------------------|-----------|----------------|
| | | | 生産数量 Production Quantity | 受入数量 Receipt Quantity | 計 Total | 出荷数量 Shipments Quantity | | | 在庫数量 Inventory Quantity | | |
| | | | | | | 販 売 Sales | | その他 Others | | | |
| | | | | | | 数量 Quantity | 金額(百万円) Value (Million yen) | | | | |
| 平成 | 20 | 年 | 1,304,540 | 112,729 | 1,419,544 | 1,419,544 | 16,117 | - | 162,880 | C.Y. 2008 | |
| | 21 | | 1,165,037 | 58,789 | 1,220,229 | 1,220,228 | 13,563 | 1 | 165,178 | C.Y. 2009 | |
| | 22 | | 1,135,457 | 91,315 | 1,238,411 | 1,238,408 | 14,038 | 3 | 151,994 | C.Y. 2010 | |
| | 23 | | 1,569,263 | 52,652 | 1,625,024 | 1,625,004 | 16,759 | 20 | 147,430 | C.Y. 2011 | |
| | 24 | | 1,820,047 | 80,056 | 1,918,271 | 1,901,789 | 19,014 | 16,482 | 137,579 | C.Y. 2012 | |
| 平成 | 22 | 年度 | 1,209,953 | 72,645 | 1,259,504 | 1,259,500 | 14,407 | 4 | 158,065 | F.Y. 2010 | |
| | 23 | | 1,678,252 | 67,565 | 1,783,092 | 1,778,424 | 17,822 | 4,668 | 129,119 | F.Y. 2011 | |
| 24 | 年 | 1~3月 | 543,736 | 28,628 | 600,096 | 595,447 | 6,497 | 4,649 | 129,119 | Q1 2012 | |
| | | 4~6月 | 443,754 | 14,242 | 436,810 | 429,780 | 3,969 | 7,030 | 149,927 | Q2 | |
| | | 7~9月 | 414,720 | 19,236 | 450,424 | 447,496 | 4,330 | 2,928 | 133,096 | Q3 | |
| | | 10~12月 | 417,837 | 17,950 | 430,941 | 429,066 | 4,218 | 1,875 | 137,579 | Q4 | |
| 24 | 年 | 1月 | 168,791 | 11,479 | 178,985 | 178,541 | 1,739 | 444 | 158,378 | Jan. 2012 | |
| | | 2月 | 179,424 | 6,433 | 184,088 | 182,459 | 2,046 | 1,629 | 160,026 | Feb. | |
| | | 3月 | 195,521 | 10,716 | 237,023 | 234,447 | 2,711 | 2,576 | 129,119 | Mar. | |
| | | 4月 | 148,818 | 6,980 | 146,652 | 142,749 | 1,348 | 3,903 | 138,144 | Apr. | |
| | | 5月 | 157,633 | 829 | 151,857 | 150,963 | 1,309 | 894 | 144,628 | May. | |
| | | 6月 | 137,303 | 6,433 | 138,301 | 136,068 | 1,312 | 2,233 | 149,927 | Jun. | |
| | | 7月 | 151,040 | 12,284 | 137,319 | 135,047 | 1,251 | 2,272 | 175,811 | Jul. | |
| | | 8月 | 122,680 | 1,666 | 136,967 | 136,463 | 1,316 | 504 | 163,069 | Aug. | |
| | | 9月 | 141,000 | 5,286 | 176,138 | 175,986 | 1,762 | 152 | 133,096 | Sep. | |
| | | 10月 | 143,708 | 7,388 | 153,324 | 152,929 | 1,436 | 395 | 130,747 | Oct. | |
| | | 11月 | 152,087 | 8,401 | 141,384 | 140,877 | 1,412 | 507 | 149,730 | Nov. | |
| | | 12月 | 122,042 | 2,161 | 136,233 | 135,260 | 1,371 | 973 | 137,579 | Dec. | |

金属製家具 Metal furniture

| 年 月 | | | 間仕切り (14) Partition | | | | | | 単位:㎡ Unit:㎡ | | Year and Month |
|-----|----|--------|--------------------------------|-----------------------------|------------|-------------------------------|--------------------------------|---------------|-------------------------------|-----------|----------------|
| | | | 生産数量 Production Quantity | 受入数量 Receipt Quantity | 計 Total | 出 荷 数 量 Shipments Quantity | | | 在庫数量 Inventory Quantity | | |
| | | | | | | 販 売 Sales | | その他 Others | | | |
| | | | | | | 数量 Quantity | 金額(百万円) Value (Million yen) | | | | |
| 平成 | 20 | 年 | 4,735,222 | 10,324 | 4,811,212 | 4,803,673 | 87,221 | 7,539 | 212,136 | C.Y. 2008 | |
| | 21 | | 3,737,716 | 1,215 | 3,704,835 | 3,704,623 | 72,777 | 212 | 246,635 | C.Y. 2009 | |
| | 22 | | 3,928,726 | 866 | 3,953,062 | 3,953,004 | 78,091 | 58 | 222,580 | C.Y. 2010 | |
| | 23 | | 3,858,057 | 1,577 | 3,865,663 | 3,865,542 | 77,200 | 121 | 217,548 | C.Y. 2011 | |
| | 24 | | 3,796,913 | 8,603 | 3,806,569 | 3,806,278 | 80,782 | 291 | 215,658 | C.Y. 2012 | |
| 平成 | 22 | 年度 | 3,962,651 | 1,389 | 3,958,484 | 3,958,407 | 77,765 | 77 | 172,973 | F.Y. 2010 | |
| | 23 | | 3,858,883 | 2,257 | 3,854,593 | 3,854,397 | 77,737 | 196 | 179,369 | F.Y. 2011 | |
| 24 | 年 | 1~3月 | 1,069,234 | 1,471 | 1,108,788 | 1,108,690 | 23,374 | 98 | 179,369 | Q1 2012 | |
| | | 4~6月 | 925,690 | 1,216 | 892,228 | 892,195 | 18,203 | 33 | 213,686 | Q2 | |
| | | 7~9月 | 895,685 | 2,827 | 988,496 | 988,484 | 20,034 | 12 | 123,321 | Q3 | |
| | | 10~12月 | 906,304 | 3,089 | 817,057 | 816,909 | 19,172 | 148 | 215,658 | Q4 | |
| 24 | 年 | 1月 | 280,685 | 681 | 244,335 | 244,237 | 5,406 | 98 | 254,483 | Jan. 2012 | |
| | | 2月 | 361,048 | 459 | 355,255 | 355,255 | 7,653 | - | 260,735 | Feb. | |
| | | 3月 | 427,501 | 331 | 509,198 | 509,198 | 10,314 | - | 179,369 | Mar. | |
| | | 4月 | 328,537 | 666 | 302,508 | 302,508 | 6,120 | - | 206,063 | Apr. | |
| | | 5月 | 301,217 | 297 | 321,110 | 321,096 | 6,105 | 14 | 186,106 | May. | |
| | | 6月 | 295,936 | 253 | 268,610 | 268,591 | 5,978 | 19 | 213,686 | Jun. | |
| | | 7月 | 293,700 | 405 | 328,440 | 328,440 | 6,112 | - | 179,325 | Jul. | |
| | | 8月 | 295,659 | 907 | 313,877 | 313,865 | 6,745 | 12 | 161,658 | Aug. | |
| | | 9月 | 306,326 | 1,515 | 346,179 | 346,179 | 7,177 | - | 123,321 | Sep. | |
| | | 10月 | 312,739 | 1,302 | 251,442 | 251,442 | 5,795 | - | 185,921 | Oct. | |
| | | 11月 | 294,209 | 873 | 274,922 | 274,920 | 6,265 | 2 | 206,080 | Nov. | |
| | | 12月 | 299,356 | 914 | 290,693 | 290,547 | 7,112 | 146 | 215,658 | Dec. | |

| 年 月 | | | その他の金属製家具 (15) Other metal furniture | | | | | | 単位:個 Unit:number | | Year and Month |
|-----|----|--------|---|-----------------------------|------------|-------------------------------|--------------------------------|---------------|-------------------------------|-----------|----------------|
| | | | 生産数量 Production Quantity | 受入数量 Receipt Quantity | 計 Total | 出 荷 数 量 Shipments Quantity | | | 在庫数量 Inventory Quantity | | |
| | | | | | | 販 売 Sales | | その他 Others | | | |
| | | | | | | 数量 Quantity | 金額(百万円) Value (Million yen) | | | | |
| 平成 | 20 | 年 | 3,052,385 | 121,145 | 3,183,416 | 3,182,754 | 25,324 | 662 | 60,834 | C.Y. 2008 | |
| | 21 | | 2,240,704 | 97,399 | 2,341,337 | 2,340,957 | 20,556 | 380 | 59,042 | C.Y. 2009 | |
| | 22 | | 2,073,233 | 249,892 | 2,304,767 | 2,299,394 | 14,366 | 5,373 | 45,888 | C.Y. 2010 | |
| | 23 | | 2,089,331 | 184,757 | 2,282,726 | 2,280,194 | 13,338 | 2,532 | 29,877 | C.Y. 2011 | |
| | 24 | | 2,272,120 | 197,664 | 2,468,107 | 2,467,778 | 15,150 | 329 | 26,845 | C.Y. 2012 | |
| 平成 | 22 | 年度 | 2,257,248 | 214,900 | 2,455,471 | 2,450,033 | 13,405 | 5,438 | 37,921 | F.Y. 2010 | |
| | 23 | | 2,015,087 | 198,233 | 2,224,795 | 2,222,356 | 14,296 | 2,439 | 25,297 | F.Y. 2011 | |
| 24 | 年 | 1~3月 | 505,632 | 50,664 | 559,745 | 559,663 | 4,309 | 82 | 25,297 | Q1 2012 | |
| | | 4~6月 | 536,141 | 58,074 | 594,977 | 594,861 | 3,245 | 116 | 23,644 | Q2 | |
| | | 7~9月 | 635,891 | 42,214 | 675,270 | 675,207 | 3,772 | 63 | 24,683 | Q3 | |
| | | 10~12月 | 594,456 | 46,712 | 638,115 | 638,047 | 3,824 | 68 | 26,845 | Q4 | |
| 24 | 年 | 1月 | 201,184 | 20,099 | 213,556 | 213,531 | 1,253 | 25 | 37,067 | Jan. 2012 | |
| | | 2月 | 165,241 | 5,835 | 175,945 | 175,945 | 1,456 | - | 31,901 | Feb. | |
| | | 3月 | 139,207 | 24,730 | 170,244 | 170,187 | 1,600 | 57 | 25,297 | Mar. | |
| | | 4月 | 207,783 | 15,164 | 226,859 | 226,859 | 1,149 | - | 21,088 | Apr. | |
| | | 5月 | 177,709 | 19,085 | 196,427 | 196,318 | 953 | 109 | 21,158 | May. | |
| | | 6月 | 150,649 | 23,825 | 171,691 | 171,684 | 1,143 | 7 | 23,644 | Jun. | |
| | | 7月 | 248,520 | 9,732 | 257,981 | 257,976 | 1,352 | 5 | 23,618 | Jul. | |
| | | 8月 | 246,330 | 11,165 | 257,146 | 257,090 | 1,212 | 56 | 22,765 | Aug. | |
| | | 9月 | 141,041 | 21,317 | 160,143 | 160,141 | 1,209 | 2 | 24,683 | Sep. | |
| | | 10月 | 221,893 | 21,849 | 242,725 | 242,725 | 1,464 | - | 25,403 | Oct. | |
| | | 11月 | 225,950 | 16,314 | 243,192 | 243,168 | 1,177 | 24 | 24,178 | Nov. | |
| | | 12月 | 146,613 | 8,549 | 152,198 | 152,154 | 1,183 | 44 | 26,845 | Dec. | |

木製家具 Wooden furniture

| 年 月 | | | たんす (16) Chest of drawers | | | | | | 単位:個 Unit: number | | Year and Month |
|-----|----|--------|--------------------------------|-----------------------------|------------|-------------------------------|--------------------------------|---------------|-------------------------------|-----------|----------------|
| | | | 生産数量 Production Quantity | 受入数量 Receipt Quantity | 計 Total | 出 荷 数 量 Shipments Quantity | | | 在庫数量 Inventory Quantity | | |
| | | | | | | 販 売 Sales | | その他 Others | | | |
| | | | | | | 数量 Quantity | 金額(百万円) Value (Million yen) | | | | |
| 平成 | 20 | 年 | 44,512 | 2,071 | 48,871 | 48,826 | 3,336 | 45 | 8,432 | C.Y. 2008 | |
| | 21 | | 25,554 | 1,402 | 26,979 | 26,966 | 1,989 | 13 | 7,479 | C.Y. 2009 | |
| | 22 | | 54,146 | 878 | 55,560 | 55,556 | 2,265 | 4 | 6,951 | C.Y. 2010 | |
| | 23 | | 42,687 | 362 | 44,563 | 44,563 | 2,036 | - | 5,349 | C.Y. 2011 | |
| | 24 | | 51,195 | 283 | 51,452 | 51,452 | 2,394 | - | 5,526 | C.Y. 2012 | |
| 平成 | 22 | 年度 | 50,534 | 420 | 51,831 | 51,830 | 2,245 | 1 | 6,702 | F.Y. 2010 | |
| | 23 | | 41,879 | 441 | 43,888 | 43,888 | 2,076 | - | 5,296 | F.Y. 2011 | |
| 24 | 年 | 1~3月 | 12,972 | 128 | 13,315 | 13,315 | 602 | - | 5,296 | Q1 2012 | |
| | | 4~6月 | 12,542 | 64 | 12,458 | 12,458 | 588 | - | 5,444 | Q2 | |
| | | 7~9月 | 12,073 | 41 | 11,976 | 11,976 | 577 | - | 5,571 | Q3 | |
| | | 10~12月 | 13,608 | 50 | 13,703 | 13,703 | 627 | - | 5,526 | Q4 | |
| 24 | 年 | 1月 | 3,982 | 83 | 4,047 | 4,047 | 188 | - | 5,529 | Jan. 2012 | |
| | | 2月 | 4,614 | 25 | 4,620 | 4,620 | 206 | - | 5,548 | Feb. | |
| | | 3月 | 4,376 | 20 | 4,648 | 4,648 | 209 | - | 5,296 | Mar. | |
| | | 4月 | 4,286 | 27 | 4,157 | 4,157 | 197 | - | 5,452 | Apr. | |
| | | 5月 | 4,016 | 17 | 4,054 | 4,054 | 196 | - | 5,431 | May. | |
| | | 6月 | 4,240 | 20 | 4,247 | 4,247 | 195 | - | 5,444 | Jun. | |
| | | 7月 | 4,585 | 15 | 4,443 | 4,443 | 210 | - | 5,590 | Jul. | |
| | | 8月 | 3,792 | 18 | 3,878 | 3,878 | 188 | - | 5,522 | Aug. | |
| | | 9月 | 3,696 | 8 | 3,655 | 3,655 | 180 | - | 5,571 | Sep. | |
| | | 10月 | 4,684 | 11 | 4,767 | 4,767 | 228 | - | 5,499 | Oct. | |
| | | 11月 | 4,080 | 17 | 4,138 | 4,138 | 199 | - | 5,458 | Nov. | |
| | | 12月 | 4,844 | 22 | 4,798 | 4,798 | 199 | - | 5,526 | Dec. | |

| 年 月 | | | 棚計 (17)~(18) Wooden shelves total | | | | | | 単位:個 Unit: number | | Year and Month |
|-----|----|--------|--------------------------------------|-----------------------------|------------|-------------------------------|--------------------------------|---------------|-------------------------------|-----------|----------------|
| | | | 生産数量 Production Quantity | 受入数量 Receipt Quantity | 計 Total | 出 荷 数 量 Shipments Quantity | | | 在庫数量 Inventory Quantity | | |
| | | | | | | 販 売 Sales | | その他 Others | | | |
| | | | | | | 数量 Quantity | 金額(百万円) Value (Million yen) | | | | |
| 平成 | 20 | 年 | 1,467,802 | 40,927 | 1,540,224 | 1,535,922 | 31,562 | 4,302 | 180,272 | C.Y. 2008 | |
| | 21 | | 1,172,196 | 32,790 | 1,237,581 | 1,202,047 | 24,527 | 35,534 | 121,929 | C.Y. 2009 | |
| | 22 | | 1,592,740 | 34,912 | 1,636,859 | 1,587,234 | 26,588 | 49,625 | 108,459 | C.Y. 2010 | |
| | 23 | | 1,611,456 | 45,054 | 1,645,557 | 1,581,531 | 26,361 | 64,026 | 117,295 | C.Y. 2011 | |
| | 24 | | 1,435,620 | 30,940 | 1,461,867 | 1,399,947 | 24,967 | 61,920 | 113,446 | C.Y. 2012 | |
| 平成 | 22 | 年度 | 1,612,404 | 35,005 | 1,637,141 | 1,584,307 | 26,752 | 52,834 | 112,912 | F.Y. 2010 | |
| | 23 | | 1,575,162 | 48,241 | 1,618,418 | 1,553,592 | 26,140 | 64,826 | 115,782 | F.Y. 2011 | |
| 24 | 年 | 1~3月 | 382,227 | 13,798 | 396,441 | 379,898 | 6,535 | 16,543 | 115,782 | Q1 2012 | |
| | | 4~6月 | 375,469 | 5,482 | 384,753 | 371,364 | 6,521 | 13,389 | 109,476 | Q2 | |
| | | 7~9月 | 338,823 | 4,396 | 341,326 | 328,190 | 6,028 | 13,136 | 109,186 | Q3 | |
| | | 10~12月 | 339,101 | 7,264 | 339,347 | 320,495 | 5,882 | 18,852 | 113,446 | Q4 | |
| 24 | 年 | 1月 | 117,744 | 3,888 | 113,861 | 108,913 | 1,842 | 4,948 | 124,567 | Jan. 2012 | |
| | | 2月 | 129,887 | 4,913 | 134,518 | 128,400 | 2,176 | 6,118 | 125,027 | Feb. | |
| | | 3月 | 134,596 | 4,997 | 148,062 | 142,585 | 2,518 | 5,477 | 115,782 | Mar. | |
| | | 4月 | 128,136 | 2,163 | 133,141 | 128,812 | 2,317 | 4,329 | 112,139 | Apr. | |
| | | 5月 | 126,764 | 1,213 | 130,738 | 126,122 | 2,182 | 4,616 | 108,785 | May. | |
| | | 6月 | 120,569 | 2,106 | 120,874 | 116,430 | 2,023 | 4,444 | 109,476 | Jun. | |
| | | 7月 | 121,034 | 1,521 | 121,659 | 117,497 | 2,078 | 4,162 | 110,288 | Jul. | |
| | | 8月 | 108,739 | 1,773 | 108,371 | 104,420 | 1,934 | 3,951 | 111,931 | Aug. | |
| | | 9月 | 109,050 | 1,102 | 111,296 | 106,273 | 2,016 | 5,023 | 109,186 | Sep. | |
| | | 10月 | 118,391 | 4,259 | 113,466 | 108,300 | 1,969 | 5,166 | 116,218 | Oct. | |
| | | 11月 | 113,552 | 1,728 | 112,886 | 105,742 | 1,904 | 7,144 | 118,257 | Nov. | |
| | | 12月 | 107,158 | 1,277 | 112,995 | 106,453 | 2,009 | 6,542 | 113,446 | Dec. | |

木製家具 Wooden furniture

| 年 月 | | | 食器棚 (17) Cupboards | | | | | | 単位:個 Unit: number | | Year and Month |
|-----|----|--------|--------------------------------|-----------------------------|------------|-------------------------------|--------------------------------|---------------|-------------------------------|-----------|----------------|
| | | | 生産数量 Production Quantity | 受入数量 Receipt Quantity | 計 Total | 出 荷 数 量 Shipments Quantity | | | 在庫数量 Inventory Quantity | | |
| | | | | | | 販 売 Sales | | その他 Others | | | |
| | | | | | | 数量 Quantity | 金額(百万円) Value (Million yen) | | | | |
| 平成 | 20 | 年 | 1,137,153 | 24,574 | 1,191,658 | 1,187,630 | 24,473 | 4,028 | 138,149 | C.Y. 2008 | |
| | 21 | | 938,295 | 19,757 | 987,100 | 951,624 | 19,562 | 35,476 | 94,081 | C.Y. 2009 | |
| | 22 | | 972,010 | 18,546 | 997,857 | 948,368 | 19,684 | 49,489 | 83,059 | C.Y. 2010 | |
| | 23 | | 1,041,449 | 30,003 | 1,056,423 | 992,458 | 19,892 | 63,965 | 96,208 | C.Y. 2011 | |
| | 24 | | 970,297 | 13,934 | 987,436 | 925,567 | 18,930 | 61,869 | 84,620 | C.Y. 2012 | |
| 平成 | 22 | 年度 | 998,800 | 20,655 | 1,006,870 | 954,191 | 19,901 | 52,679 | 88,770 | F.Y. 2010 | |
| | 23 | | 1,035,405 | 32,429 | 1,060,975 | 996,168 | 19,758 | 64,807 | 93,519 | F.Y. 2011 | |
| 24 | 年 | 1~3月 | 248,837 | 9,223 | 259,663 | 243,126 | 4,872 | 16,537 | 93,519 | Q1 2012 | |
| | | 4~6月 | 238,428 | 1,868 | 243,823 | 230,478 | 4,779 | 13,345 | 87,488 | Q2 | |
| | | 7~9月 | 234,873 | 1,236 | 237,351 | 224,216 | 4,593 | 13,135 | 84,209 | Q3 | |
| | | 10~12月 | 248,159 | 1,607 | 246,599 | 227,747 | 4,686 | 18,852 | 84,620 | Q4 | |
| 24 | 年 | 1月 | 78,377 | 2,035 | 73,203 | 68,255 | 1,369 | 4,948 | 102,929 | Jan. 2012 | |
| | | 2月 | 86,604 | 3,882 | 91,305 | 85,187 | 1,635 | 6,118 | 102,288 | Feb. | |
| | | 3月 | 83,856 | 3,306 | 95,155 | 89,684 | 1,868 | 5,471 | 93,519 | Mar. | |
| | | 4月 | 77,380 | 951 | 80,131 | 75,802 | 1,670 | 4,329 | 90,918 | Apr. | |
| | | 5月 | 82,441 | 474 | 85,028 | 80,436 | 1,613 | 4,592 | 88,212 | May. | |
| | | 6月 | 78,607 | 443 | 78,664 | 74,240 | 1,495 | 4,424 | 87,488 | Jun. | |
| | | 7月 | 82,099 | 444 | 82,748 | 78,586 | 1,615 | 4,162 | 87,345 | Jul. | |
| | | 8月 | 76,159 | 466 | 75,237 | 71,287 | 1,454 | 3,950 | 88,235 | Aug. | |
| | | 9月 | 76,615 | 326 | 79,366 | 74,343 | 1,524 | 5,023 | 84,209 | Sep. | |
| | | 10月 | 88,654 | 548 | 81,739 | 76,573 | 1,585 | 5,166 | 89,520 | Oct. | |
| | | 11月 | 82,405 | 493 | 82,237 | 75,093 | 1,518 | 7,144 | 89,826 | Nov. | |
| | | 12月 | 77,100 | 566 | 82,623 | 76,081 | 1,583 | 6,542 | 84,620 | Dec. | |

| 年 月 | | | その他の木製棚 (18) Other shelves | | | | | | 単位:個 Unit: number | | Year and Month |
|-----|----|--------|--------------------------------|-----------------------------|------------|-------------------------------|--------------------------------|---------------|-------------------------------|-----------|----------------|
| | | | 生産数量 Production Quantity | 受入数量 Receipt Quantity | 計 Total | 出 荷 数 量 Shipments Quantity | | | 在庫数量 Inventory Quantity | | |
| | | | | | | 販 売 Sales | | その他 Others | | | |
| | | | | | | 数量 Quantity | 金額(百万円) Value (Million yen) | | | | |
| 平成 | 20 | 年 | 330,649 | 16,353 | 348,566 | 348,292 | 7,089 | 274 | 42,123 | C.Y. 2008 | |
| | 21 | | 233,901 | 13,033 | 250,481 | 250,423 | 4,965 | 58 | 27,848 | C.Y. 2009 | |
| | 22 | | 620,730 | 16,366 | 639,002 | 638,866 | 6,904 | 136 | 25,400 | C.Y. 2010 | |
| | 23 | | 570,007 | 15,051 | 589,134 | 589,073 | 6,470 | 61 | 21,087 | C.Y. 2011 | |
| | 24 | | 465,323 | 17,006 | 474,431 | 474,380 | 6,037 | 51 | 28,826 | C.Y. 2012 | |
| 平成 | 22 | 年度 | 613,604 | 14,350 | 630,271 | 630,116 | 6,851 | 155 | 24,142 | F.Y. 2010 | |
| | 23 | | 539,757 | 15,812 | 557,443 | 557,424 | 6,382 | 19 | 22,263 | F.Y. 2011 | |
| 24 | 年 | 1~3月 | 133,390 | 4,575 | 136,778 | 136,772 | 1,663 | 6 | 22,263 | Q1 2012 | |
| | | 4~6月 | 137,041 | 3,614 | 140,930 | 140,886 | 1,742 | 44 | 21,988 | Q2 | |
| | | 7~9月 | 103,950 | 3,160 | 103,975 | 103,974 | 1,435 | 1 | 24,977 | Q3 | |
| | | 10~12月 | 90,942 | 5,657 | 92,748 | 92,748 | 1,196 | - | 28,826 | Q4 | |
| 24 | 年 | 1月 | 39,367 | 1,853 | 40,658 | 40,658 | 473 | - | 21,638 | Jan. 2012 | |
| | | 2月 | 43,283 | 1,031 | 43,213 | 43,213 | 541 | - | 22,739 | Feb. | |
| | | 3月 | 50,740 | 1,691 | 52,907 | 52,901 | 650 | 6 | 22,263 | Mar. | |
| | | 4月 | 50,756 | 1,212 | 53,010 | 53,010 | 647 | - | 21,221 | Apr. | |
| | | 5月 | 44,323 | 739 | 45,710 | 45,686 | 568 | 24 | 20,573 | May. | |
| | | 6月 | 41,962 | 1,663 | 42,210 | 42,190 | 527 | 20 | 21,988 | Jun. | |
| | | 7月 | 38,935 | 1,077 | 38,911 | 38,911 | 463 | - | 22,943 | Jul. | |
| | | 8月 | 32,580 | 1,307 | 33,134 | 33,133 | 481 | 1 | 23,696 | Aug. | |
| | | 9月 | 32,435 | 776 | 31,930 | 31,930 | 492 | - | 24,977 | Sep. | |
| | | 10月 | 29,737 | 3,711 | 31,727 | 31,727 | 384 | - | 26,698 | Oct. | |
| | | 11月 | 31,147 | 1,235 | 30,649 | 30,649 | 386 | - | 28,431 | Nov. | |
| | | 12月 | 30,058 | 711 | 30,372 | 30,372 | 426 | - | 28,826 | Dec. | |

木製家具 Wooden furniture

| 年 月 | | | 机・テーブル計 (19)~(20) Wooden desks and tables total | | | | | | 単位:個 Unit: number | | Year and Month |
|-----|----|--------|--|-----------------------------|------------|-------------------------------|--------------------------------|---------------|-------------------------------|-----------|----------------|
| | | | 生産数量 Production Quantity | 受入数量 Receipt Quantity | 計 Total | 出 荷 数 量 Shipments Quantity | | | 在庫数量 Inventory Quantity | | |
| | | | | | | 販 売 Sales | | その他 Others | | | |
| | | | | | | 数量 Quantity | 金額(百万円) Value (Million yen) | | | | |
| 平成 | 20 | 年 | 370,225 | 39,880 | 427,080 | 426,724 | 14,037 | 356 | 55,423 | C.Y. 2008 | |
| | 21 | | 320,004 | 28,496 | 349,202 | 348,944 | 10,890 | 258 | 46,442 | C.Y. 2009 | |
| | 22 | | 337,025 | 29,175 | 358,817 | 358,610 | 11,006 | 207 | 40,879 | C.Y. 2010 | |
| | 23 | | 349,138 | 25,240 | 364,418 | 364,356 | 11,618 | 62 | 37,846 | C.Y. 2011 | |
| | 24 | | 351,735 | 29,480 | 369,273 | 367,765 | 12,080 | 1,508 | 32,954 | C.Y. 2012 | |
| 平成 | 22 | 年度 | 339,847 | 29,573 | 357,388 | 357,216 | 11,157 | 172 | 36,643 | F.Y. 2010 | |
| | 23 | | 343,572 | 27,106 | 359,826 | 359,729 | 11,645 | 97 | 35,224 | F.Y. 2011 | |
| 24 | 年 | 1~3月 | 94,952 | 7,104 | 103,555 | 103,502 | 3,240 | 53 | 35,224 | Q1 2012 | |
| | | 4~6月 | 79,732 | 11,186 | 88,645 | 88,606 | 2,908 | 39 | 34,363 | Q2 | |
| | | 7~9月 | 82,629 | 6,058 | 82,004 | 80,597 | 2,765 | 1,407 | 34,007 | Q3 | |
| | | 10~12月 | 94,422 | 5,132 | 95,069 | 95,060 | 3,167 | 9 | 32,954 | Q4 | |
| 24 | 年 | 1月 | 30,131 | 1,452 | 30,007 | 30,005 | 927 | 2 | 38,153 | Jan. 2012 | |
| | | 2月 | 32,105 | 2,343 | 34,264 | 34,264 | 1,069 | - | 37,772 | Feb. | |
| | | 3月 | 32,716 | 3,309 | 39,284 | 39,233 | 1,244 | 51 | 35,224 | Mar. | |
| | | 4月 | 29,264 | 2,757 | 36,289 | 36,288 | 1,115 | 1 | 30,863 | Apr. | |
| | | 5月 | 25,888 | 3,011 | 26,815 | 26,790 | 879 | 25 | 31,265 | May. | |
| | | 6月 | 24,580 | 5,418 | 25,541 | 25,528 | 915 | 13 | 34,363 | Jun. | |
| | | 7月 | 27,790 | 2,234 | 28,052 | 26,654 | 909 | 1,398 | 33,007 | Jul. | |
| | | 8月 | 24,929 | 1,517 | 24,155 | 24,147 | 845 | 8 | 33,358 | Aug. | |
| | | 9月 | 29,910 | 2,307 | 29,797 | 29,796 | 1,011 | 1 | 34,007 | Sep. | |
| | | 10月 | 35,478 | 1,222 | 33,339 | 33,331 | 1,081 | 8 | 33,837 | Oct. | |
| | | 11月 | 30,150 | 1,404 | 31,400 | 31,399 | 1,038 | 1 | 33,183 | Nov. | |
| | | 12月 | 28,794 | 2,506 | 30,330 | 30,330 | 1,048 | - | 32,954 | Dec. | |

| 年 月 | | | 机 (19) Wooden desks | | | | | | 単位:個 Unit: number | | Year and Month |
|-----|----|--------|--------------------------------|-----------------------------|------------|-------------------------------|--------------------------------|---------------|-------------------------------|-----------|----------------|
| | | | 生産数量 Production Quantity | 受入数量 Receipt Quantity | 計 Total | 出 荷 数 量 Shipments Quantity | | | 在庫数量 Inventory Quantity | | |
| | | | | | | 販 売 Sales | | その他 Others | | | |
| | | | | | | 数量 Quantity | 金額(百万円) Value (Million yen) | | | | |
| 平成 | 20 | 年 | 155,146 | 7,951 | 168,441 | 168,221 | 4,693 | 220 | 19,706 | C.Y. 2008 | |
| | 21 | | 165,367 | 2,913 | 165,107 | 164,998 | 3,925 | 109 | 16,221 | C.Y. 2009 | |
| | 22 | | 171,458 | 2,096 | 160,249 | 160,194 | 3,670 | 55 | 14,622 | C.Y. 2010 | |
| | 23 | | 165,037 | 1,526 | 153,188 | 153,179 | 3,586 | 9 | 13,235 | C.Y. 2011 | |
| | 24 | | 155,506 | 1,263 | 137,203 | 137,197 | 3,227 | 6 | 13,678 | C.Y. 2012 | |
| 平成 | 22 | 年度 | 167,875 | 1,967 | 154,436 | 154,402 | 3,592 | 34 | 12,241 | F.Y. 2010 | |
| | 23 | | 157,394 | 1,484 | 145,258 | 145,250 | 3,410 | 8 | 11,297 | F.Y. 2011 | |
| 24 | 年 | 1~3月 | 46,799 | 335 | 47,309 | 47,309 | 1,075 | - | 11,297 | Q1 2012 | |
| | | 4~6月 | 29,193 | 482 | 25,925 | 25,924 | 635 | 1 | 11,328 | Q2 | |
| | | 7~9月 | 34,466 | 172 | 25,311 | 25,307 | 603 | 4 | 13,053 | Q3 | |
| | | 10~12月 | 45,048 | 274 | 38,658 | 38,657 | 913 | 1 | 13,678 | Q4 | |
| 24 | 年 | 1月 | 16,024 | 26 | 14,764 | 14,764 | 340 | - | 13,032 | Jan. 2012 | |
| | | 2月 | 16,085 | 132 | 15,779 | 15,779 | 350 | - | 12,694 | Feb. | |
| | | 3月 | 14,690 | 177 | 16,766 | 16,766 | 385 | - | 11,297 | Mar. | |
| | | 4月 | 11,663 | 159 | 12,154 | 12,153 | 286 | 1 | 10,657 | Apr. | |
| | | 5月 | 9,344 | 171 | 7,577 | 7,577 | 185 | - | 10,757 | May. | |
| | | 6月 | 8,186 | 152 | 6,194 | 6,194 | 164 | - | 11,328 | Jun. | |
| | | 7月 | 10,501 | 51 | 6,253 | 6,253 | 153 | - | 12,091 | Jul. | |
| | | 8月 | 10,529 | 40 | 7,806 | 7,803 | 177 | 3 | 12,775 | Aug. | |
| | | 9月 | 13,436 | 81 | 11,252 | 11,251 | 273 | 1 | 13,053 | Sep. | |
| | | 10月 | 17,702 | 131 | 13,296 | 13,296 | 308 | - | 13,873 | Oct. | |
| | | 11月 | 14,092 | 58 | 13,094 | 13,093 | 311 | 1 | 14,015 | Nov. | |
| | | 12月 | 13,254 | 85 | 12,268 | 12,268 | 294 | - | 13,678 | Dec. | |

木製家具 Wooden furniture

| 年 月 | | | テーブル (20) Wooden tables | | | | | | 単位:個 Unit: number | | Year and Month |
|-----|----|--------|--------------------------------|-----------------------------|------------|-------------------------------|--------------------------------|---------------|-------------------------------|-----------|----------------|
| | | | 生産数量 Production Quantity | 受入数量 Receipt Quantity | 計 Total | 出 荷 数 量 Shipments Quantity | | | 在庫数量 Inventory Quantity | | |
| | | | | | | 販 売 Sales | | その他 Others | | | |
| | | | | | | 数量 Quantity | 金額(百万円) Value (Million yen) | | | | |
| 平成 | 20 | 年 | 215,079 | 31,929 | 258,639 | 258,503 | 9,344 | 136 | 35,717 | C.Y. 2008 | |
| | 21 | | 154,637 | 25,583 | 184,095 | 183,946 | 6,965 | 149 | 30,221 | C.Y. 2009 | |
| | 22 | | 165,567 | 27,079 | 198,568 | 198,416 | 7,336 | 152 | 26,257 | C.Y. 2010 | |
| | 23 | | 184,101 | 23,714 | 211,230 | 211,177 | 8,033 | 53 | 24,611 | C.Y. 2011 | |
| | 24 | | 196,229 | 28,217 | 232,070 | 230,568 | 8,854 | 1,502 | 19,276 | C.Y. 2012 | |
| 平成 | 22 | 年度 | 171,972 | 27,606 | 202,952 | 202,814 | 7,565 | 138 | 24,402 | F.Y. 2010 | |
| | 23 | | 186,178 | 25,622 | 214,568 | 214,479 | 8,235 | 89 | 23,927 | F.Y. 2011 | |
| 24 | 年 | 1~3月 | 48,153 | 6,769 | 56,246 | 56,193 | 2,165 | 53 | 23,927 | Q1 2012 | |
| | | 4~6月 | 50,539 | 10,704 | 62,720 | 62,682 | 2,273 | 38 | 23,035 | Q2 | |
| | | 7~9月 | 48,163 | 5,886 | 56,693 | 55,290 | 2,162 | 1,403 | 20,954 | Q3 | |
| | | 10~12月 | 49,374 | 4,858 | 56,411 | 56,403 | 2,254 | 8 | 19,276 | Q4 | |
| 24 | 年 | 1月 | 14,107 | 1,426 | 15,243 | 15,241 | 587 | 2 | 25,121 | Jan. 2012 | |
| | | 2月 | 16,020 | 2,211 | 18,485 | 18,485 | 719 | - | 25,078 | Feb. | |
| | | 3月 | 18,026 | 3,132 | 22,518 | 22,467 | 860 | 51 | 23,927 | Mar. | |
| | | 4月 | 17,601 | 2,598 | 24,135 | 24,135 | 829 | - | 20,206 | Apr. | |
| | | 5月 | 16,544 | 2,840 | 19,238 | 19,213 | 694 | 25 | 20,508 | May. | |
| | | 6月 | 16,394 | 5,266 | 19,347 | 19,334 | 751 | 13 | 23,035 | Jun. | |
| | | 7月 | 17,289 | 2,183 | 21,799 | 20,401 | 756 | 1,398 | 20,916 | Jul. | |
| | | 8月 | 14,400 | 1,477 | 16,349 | 16,344 | 668 | 5 | 20,583 | Aug. | |
| | | 9月 | 16,474 | 2,226 | 18,545 | 18,545 | 738 | - | 20,954 | Sep. | |
| | | 10月 | 17,776 | 1,091 | 20,043 | 20,035 | 773 | 8 | 19,964 | Oct. | |
| | | 11月 | 16,058 | 1,346 | 18,306 | 18,306 | 727 | - | 19,168 | Nov. | |
| | | 12月 | 15,540 | 2,421 | 18,062 | 18,062 | 754 | - | 19,276 | Dec. | |

| 年 月 | | | いす計 (21)~(23) Wooden chairs total | | | | | | 単位:個 Unit: number | | Year and Month |
|-----|----|--------|--------------------------------------|-----------------------------|------------|-------------------------------|--------------------------------|---------------|-------------------------------|-----------|----------------|
| | | | 生産数量 Production Quantity | 受入数量 Receipt Quantity | 計 Total | 出 荷 数 量 Shipments Quantity | | | 在庫数量 Inventory Quantity | | |
| | | | | | | 販 売 Sales | | その他 Others | | | |
| | | | | | | 数量 Quantity | 金額(百万円) Value (Million yen) | | | | |
| 平成 | 20 | 年 | 950,778 | 84,872 | 1,052,577 | 1,052,286 | 32,122 | 291 | 104,100 | C.Y. 2008 | |
| | 21 | | 723,258 | 64,655 | 803,305 | 803,115 | 24,853 | 190 | 89,874 | C.Y. 2009 | |
| | 22 | | 756,636 | 55,786 | 821,255 | 821,131 | 25,244 | 124 | 65,943 | C.Y. 2010 | |
| | 23 | | 793,443 | 43,625 | 844,211 | 843,653 | 25,393 | 558 | 69,352 | C.Y. 2011 | |
| | 24 | | 836,960 | 42,021 | 885,604 | 885,544 | 26,211 | 60 | 67,555 | C.Y. 2012 | |
| 平成 | 22 | 年度 | 763,718 | 51,084 | 824,161 | 823,968 | 25,183 | 193 | 71,250 | F.Y. 2010 | |
| | 23 | | 806,070 | 41,107 | 856,994 | 856,534 | 25,831 | 460 | 66,830 | F.Y. 2011 | |
| 24 | 年 | 1~3月 | 208,809 | 6,198 | 218,783 | 218,771 | 6,458 | 12 | 66,830 | Q1 2012 | |
| | | 4~6月 | 203,759 | 9,098 | 215,619 | 215,619 | 6,477 | - | 65,172 | Q2 | |
| | | 7~9月 | 203,092 | 16,984 | 216,938 | 216,904 | 6,497 | 34 | 69,636 | Q3 | |
| | | 10~12月 | 221,300 | 9,741 | 234,264 | 234,250 | 6,779 | 14 | 67,555 | Q4 | |
| 24 | 年 | 1月 | 61,231 | 2,203 | 63,626 | 63,626 | 1,881 | - | 69,018 | Jan. 2012 | |
| | | 2月 | 66,336 | 1,793 | 69,726 | 69,726 | 2,070 | - | 68,068 | Feb. | |
| | | 3月 | 81,242 | 2,202 | 85,431 | 85,419 | 2,507 | 12 | 66,830 | Mar. | |
| | | 4月 | 72,757 | 2,720 | 77,976 | 77,976 | 2,306 | - | 64,977 | Apr. | |
| | | 5月 | 65,013 | 3,641 | 67,720 | 67,720 | 2,039 | - | 65,870 | May. | |
| | | 6月 | 65,989 | 2,737 | 69,923 | 69,923 | 2,132 | - | 65,172 | Jun. | |
| | | 7月 | 67,085 | 5,595 | 71,945 | 71,941 | 2,180 | 4 | 66,218 | Jul. | |
| | | 8月 | 64,312 | 5,053 | 68,462 | 68,445 | 2,023 | 17 | 67,619 | Aug. | |
| | | 9月 | 71,695 | 6,336 | 76,531 | 76,518 | 2,295 | 13 | 69,636 | Sep. | |
| | | 10月 | 74,510 | 4,000 | 78,175 | 78,175 | 2,365 | - | 70,151 | Oct. | |
| | | 11月 | 73,294 | 2,947 | 77,732 | 77,730 | 2,253 | 2 | 69,263 | Nov. | |
| | | 12月 | 73,496 | 2,794 | 78,357 | 78,345 | 2,160 | 12 | 67,555 | Dec. | |

木製家具 Wooden furniture

| 年 月 | | | 応接いす (21) Sofas | | | | | | 単位:個 Unit: number | | Year and Month |
|-----|----|--------|--------------------------------|-----------------------------|------------|-------------------------------|--------------------------------|---------------|-------------------------------|-----------|----------------|
| | | | 生産数量 Production Quantity | 受入数量 Receipt Quantity | 計 Total | 出 荷 数 量 Shipments Quantity | | | 在庫数量 Inventory Quantity | | |
| | | | | | | 販 売 Sales | | その他 Others | | | |
| | | | | | | 数量 Quantity | 金額(百万円) Value (Million yen) | | | | |
| 平成 | 20 | 年 | 368,340 | 48,152 | 422,115 | 421,923 | 20,188 | 192 | 24,457 | C.Y. 2008 | |
| | 21 | | 271,819 | 35,064 | 311,963 | 311,779 | 15,307 | 184 | 20,055 | C.Y. 2009 | |
| | 22 | | 268,832 | 32,070 | 306,247 | 306,124 | 14,927 | 123 | 17,353 | C.Y. 2010 | |
| | 23 | | 261,808 | 16,924 | 281,436 | 280,878 | 14,075 | 558 | 13,788 | C.Y. 2011 | |
| | 24 | | 274,025 | 8,800 | 282,242 | 282,196 | 13,961 | 46 | 14,754 | C.Y. 2012 | |
| 平成 | 22 | 年度 | 264,429 | 27,266 | 296,189 | 295,997 | 14,595 | 192 | 13,421 | F.Y. 2010 | |
| | 23 | | 268,983 | 14,638 | 286,389 | 285,929 | 14,308 | 460 | 12,922 | F.Y. 2011 | |
| 24 | 年 | 1~3月 | 68,208 | 698 | 69,902 | 69,890 | 3,479 | 12 | 12,922 | Q1 2012 | |
| | | 4~6月 | 67,563 | 492 | 69,050 | 69,050 | 3,516 | - | 12,056 | Q2 | |
| | | 7~9月 | 65,595 | 5,840 | 68,655 | 68,633 | 3,460 | 22 | 14,305 | Q3 | |
| | | 10~12月 | 72,659 | 1,770 | 74,635 | 74,623 | 3,506 | 12 | 14,754 | Q4 | |
| 24 | 年 | 1月 | 20,178 | 148 | 20,570 | 20,570 | 1,047 | - | 13,218 | Jan. 2012 | |
| | | 2月 | 21,777 | 397 | 22,302 | 22,302 | 1,124 | - | 13,319 | Feb. | |
| | | 3月 | 26,253 | 153 | 27,030 | 27,018 | 1,308 | 12 | 12,922 | Mar. | |
| | | 4月 | 24,522 | 188 | 25,430 | 25,430 | 1,246 | - | 12,431 | Apr. | |
| | | 5月 | 21,502 | 140 | 21,621 | 21,621 | 1,099 | - | 12,119 | May. | |
| | | 6月 | 21,539 | 164 | 21,999 | 21,999 | 1,171 | - | 12,056 | Jun. | |
| | | 7月 | 22,621 | 2,499 | 23,743 | 23,739 | 1,187 | 4 | 13,667 | Jul. | |
| | | 8月 | 20,661 | 1,468 | 21,315 | 21,298 | 1,056 | 17 | 13,480 | Aug. | |
| | | 9月 | 22,313 | 1,873 | 23,597 | 23,596 | 1,217 | 1 | 14,305 | Sep. | |
| | | 10月 | 24,385 | 1,006 | 24,937 | 24,937 | 1,259 | - | 14,964 | Oct. | |
| | | 11月 | 24,211 | 304 | 25,001 | 25,001 | 1,184 | - | 14,713 | Nov. | |
| | | 12月 | 24,063 | 460 | 24,697 | 24,685 | 1,063 | 12 | 14,754 | Dec. | |

| 年 月 | | | 食卓いす (22) Dining chairs | | | | | | 単位:個 Unit: number | | Year and Month |
|-----|----|--------|--------------------------------|-----------------------------|------------|-------------------------------|--------------------------------|---------------|-------------------------------|-----------|----------------|
| | | | 生産数量 Production Quantity | 受入数量 Receipt Quantity | 計 Total | 出 荷 数 量 Shipments Quantity | | | 在庫数量 Inventory Quantity | | |
| | | | | | | 販 売 Sales | | その他 Others | | | |
| | | | | | | 数量 Quantity | 金額(百万円) Value (Million yen) | | | | |
| 平成 | 20 | 年 | 493,250 | 35,631 | 537,772 | 537,686 | 9,787 | 86 | 59,582 | C.Y. 2008 | |
| | 21 | | 363,560 | 29,232 | 400,681 | 400,681 | 7,608 | - | 51,544 | C.Y. 2009 | |
| | 22 | | 368,698 | 23,578 | 393,720 | 393,720 | 7,728 | - | 35,119 | C.Y. 2010 | |
| | 23 | | 405,104 | 26,689 | 435,462 | 435,462 | 8,579 | - | 33,527 | C.Y. 2011 | |
| | 24 | | 440,883 | 30,031 | 477,377 | 477,377 | 9,464 | - | 29,182 | C.Y. 2012 | |
| 平成 | 22 | 年度 | 377,616 | 23,708 | 404,611 | 404,611 | 7,914 | - | 35,376 | F.Y. 2010 | |
| | 23 | | 414,548 | 26,457 | 446,568 | 446,568 | 8,862 | - | 32,026 | F.Y. 2011 | |
| 24 | 年 | 1~3月 | 108,653 | 5,498 | 116,237 | 116,237 | 2,309 | - | 32,026 | Q1 2012 | |
| | | 4~6月 | 110,339 | 8,603 | 119,898 | 119,898 | 2,370 | - | 31,599 | Q2 | |
| | | 7~9月 | 108,337 | 8,756 | 118,791 | 118,791 | 2,358 | - | 30,473 | Q3 | |
| | | 10~12月 | 113,554 | 7,174 | 122,451 | 122,451 | 2,427 | - | 29,182 | Q4 | |
| 24 | 年 | 1月 | 30,879 | 2,053 | 32,869 | 32,869 | 640 | - | 33,808 | Jan. 2012 | |
| | | 2月 | 34,483 | 1,396 | 37,081 | 37,081 | 737 | - | 32,793 | Feb. | |
| | | 3月 | 43,291 | 2,049 | 46,287 | 46,287 | 932 | - | 32,026 | Mar. | |
| | | 4月 | 38,699 | 2,531 | 42,487 | 42,487 | 844 | - | 30,949 | Apr. | |
| | | 5月 | 35,069 | 3,499 | 37,670 | 37,670 | 749 | - | 32,025 | May. | |
| | | 6月 | 36,571 | 2,573 | 39,741 | 39,741 | 777 | - | 31,599 | Jun. | |
| | | 7月 | 36,472 | 3,096 | 40,541 | 40,541 | 804 | - | 30,789 | Jul. | |
| | | 8月 | 34,387 | 2,782 | 37,306 | 37,306 | 735 | - | 30,886 | Aug. | |
| | | 9月 | 37,478 | 2,878 | 40,944 | 40,944 | 819 | - | 30,473 | Sep. | |
| | | 10月 | 38,798 | 2,201 | 41,445 | 41,445 | 832 | - | 30,103 | Oct. | |
| | | 11月 | 37,336 | 2,640 | 40,192 | 40,192 | 789 | - | 30,064 | Nov. | |
| | | 12月 | 37,420 | 2,333 | 40,814 | 40,814 | 806 | - | 29,182 | Dec. | |

木製家具 Wooden furniture

| 年 月 | | | その他の木製いす (23) Other chairs | | | | | | 単位:個 Unit: number | Year and Month |
|-----|----|--------|--------------------------------|-----------------------------|------------|-------------------------------|--------------------------------|---------------|-------------------------------|----------------|
| | | | 生産数量 Production Quantity | 受入数量 Receipt Quantity | 計 Total | 出 荷 数 量 Shipments Quantity | | | 在庫数量 Inventory Quantity | |
| | | | | | | 販 売 Sales | | その他 Others | | |
| | | | | | | 数量 Quantity | 金額(百万円) Value (Million yen) | | | |
| 平成 | 20 | 年 | 89,188 | 1,089 | 92,690 | 92,677 | 2,147 | 13 | 20,061 | C.Y. 2008 |
| | 21 | | 87,879 | 359 | 90,661 | 90,655 | 1,938 | 6 | 18,275 | C.Y. 2009 |
| | 22 | | 119,106 | 138 | 121,288 | 121,287 | 2,589 | 1 | 13,471 | C.Y. 2010 |
| | 23 | | 126,531 | 12 | 127,313 | 127,313 | 2,740 | - | 22,037 | C.Y. 2011 |
| | 24 | | 122,052 | 3,190 | 125,985 | 125,971 | 2,786 | 14 | 23,619 | C.Y. 2012 |
| 平成 | 22 | 年度 | 121,673 | 110 | 123,361 | 123,360 | 2,675 | 1 | 22,453 | F.Y. 2010 |
| | 23 | | 122,539 | 12 | 124,037 | 124,037 | 2,661 | - | 21,882 | F.Y. 2011 |
| 24 | 年 | 1~3月 | 31,948 | 2 | 32,644 | 32,644 | 670 | - | 21,882 | Q1 2012 |
| | | 4~6月 | 25,857 | 3 | 26,671 | 26,671 | 592 | - | 21,517 | Q2 |
| | | 7~9月 | 29,160 | 2,388 | 29,492 | 29,480 | 679 | 12 | 24,858 | Q3 |
| | | 10~12月 | 35,087 | 797 | 37,178 | 37,176 | 845 | 2 | 23,619 | Q4 |
| 24 | 年 | 1月 | 10,174 | 2 | 10,187 | 10,187 | 195 | - | 21,992 | Jan. 2012 |
| | | 2月 | 10,076 | - | 10,343 | 10,343 | 209 | - | 21,956 | Feb. |
| | | 3月 | 11,698 | - | 12,114 | 12,114 | 266 | - | 21,882 | Mar. |
| | | 4月 | 9,536 | 1 | 10,059 | 10,059 | 217 | - | 21,597 | Apr. |
| | | 5月 | 8,442 | 2 | 8,429 | 8,429 | 191 | - | 21,726 | May. |
| | | 6月 | 7,879 | - | 8,183 | 8,183 | 184 | - | 21,517 | Jun. |
| | | 7月 | 7,992 | - | 7,661 | 7,661 | 188 | - | 21,762 | Jul. |
| | | 8月 | 9,264 | 803 | 9,841 | 9,841 | 232 | - | 23,253 | Aug. |
| | | 9月 | 11,904 | 1,585 | 11,990 | 11,978 | 259 | 12 | 24,858 | Sep. |
| | | 10月 | 11,327 | 793 | 11,793 | 11,793 | 274 | - | 25,084 | Oct. |
| | | 11月 | 11,747 | 3 | 12,539 | 12,537 | 280 | 2 | 24,486 | Nov. |
| | | 12月 | 12,013 | 1 | 12,846 | 12,846 | 291 | - | 23,619 | Dec. |

| 年 月 | | | ベッド (24) Wooden beds | | | | | | 単位:個 Unit: number | Year and Month |
|-----|----|--------|--------------------------------|-----------------------------|------------|-------------------------------|--------------------------------|---------------|-------------------------------|----------------|
| | | | 生産数量 Production Quantity | 受入数量 Receipt Quantity | 計 Total | 出 荷 数 量 Shipments Quantity | | | 在庫数量 Inventory Quantity | |
| | | | | | | 販 売 Sales | | その他 Others | | |
| | | | | | | 数量 Quantity | 金額(百万円) Value (Million yen) | | | |
| 平成 | 20 | 年 | 616,186 | 14,830 | 636,263 | 556,132 | 20,407 | 80,131 | 27,036 | C.Y. 2008 |
| | 21 | | 430,750 | 9,802 | 443,695 | 385,924 | 16,288 | 57,771 | 24,015 | C.Y. 2009 |
| | 22 | | 364,774 | 1,797 | 371,717 | 317,077 | 11,869 | 54,640 | 20,443 | C.Y. 2010 |
| | 23 | | 342,620 | 2,824 | 348,220 | 313,009 | 11,141 | 35,211 | 17,984 | C.Y. 2011 |
| | 24 | | 331,109 | 2,424 | 331,941 | 327,146 | 11,578 | 4,795 | 19,986 | C.Y. 2012 |
| 平成 | 22 | 年度 | 344,703 | 1,976 | 349,005 | 306,421 | 11,017 | 42,584 | 22,191 | F.Y. 2010 |
| | 23 | | 337,818 | 3,285 | 346,846 | 319,295 | 11,371 | 27,551 | 15,798 | F.Y. 2011 |
| 24 | 年 | 1~3月 | 82,378 | 829 | 84,617 | 83,343 | 2,952 | 1,274 | 15,798 | Q1 2012 |
| | | 4~6月 | 87,605 | 538 | 81,509 | 80,686 | 2,844 | 823 | 23,350 | Q2 |
| | | 7~9月 | 76,373 | 696 | 76,374 | 74,641 | 2,754 | 1,733 | 24,313 | Q3 |
| | | 10~12月 | 84,753 | 361 | 89,441 | 88,476 | 3,027 | 965 | 19,986 | Q4 |
| 24 | 年 | 1月 | 23,213 | 251 | 23,269 | 22,926 | 818 | 343 | 16,422 | Jan. 2012 |
| | | 2月 | 24,974 | 258 | 26,232 | 25,927 | 950 | 305 | 15,865 | Feb. |
| | | 3月 | 34,191 | 320 | 35,116 | 34,490 | 1,184 | 626 | 15,798 | Mar. |
| | | 4月 | 33,729 | 203 | 31,067 | 30,717 | 1,063 | 350 | 18,899 | Apr. |
| | | 5月 | 29,116 | 199 | 26,084 | 25,881 | 905 | 203 | 22,271 | May. |
| | | 6月 | 24,760 | 136 | 24,358 | 24,088 | 877 | 270 | 23,350 | Jun. |
| | | 7月 | 28,235 | 121 | 25,138 | 24,830 | 905 | 308 | 26,595 | Jul. |
| | | 8月 | 23,500 | 73 | 25,092 | 24,705 | 898 | 387 | 25,317 | Aug. |
| | | 9月 | 24,638 | 502 | 26,144 | 25,106 | 951 | 1,038 | 24,313 | Sep. |
| | | 10月 | 27,094 | 68 | 30,141 | 29,571 | 1,012 | 570 | 21,334 | Oct. |
| | | 11月 | 26,133 | 61 | 29,964 | 29,774 | 1,008 | 190 | 17,564 | Nov. |
| | | 12月 | 31,526 | 232 | 29,336 | 29,131 | 1,008 | 205 | 19,986 | Dec. |

| 年 月 | | | その他の木製家具 (25) Other wooden furniture | | | | | | 単位:個 Unit: number | | Year and Month |
|-----|----|--------|---|-----------------------------|------------|-------------------------------|--------------------------------|---------------|-------------------------------|-----------|-------------------|
| | | | 生産数量 Production Quantity | 受入数量 Receipt Quantity | 計 Total | 出 荷 数 量 Shipments Quantity | | | 在庫数量 Inventory Quantity | | |
| | | | | | | 販 売 Sales | | その他 Others | | | |
| | | | | | | 数量 Quantity | 金額(百万円) Value (Million yen) | | | | |
| 平成 | 20 | 年 | 2,699,576 | 245,383 | 2,984,297 | 2,980,264 | 61,421 | 4,033 | 148,866 | C.Y. 2008 | |
| | 21 | | 2,172,738 | 206,997 | 2,392,815 | 2,390,926 | 51,845 | 1,889 | 139,420 | C.Y. 2009 | |
| | 22 | | 2,352,200 | 171,711 | 2,515,464 | 2,513,347 | 53,121 | 2,117 | 143,241 | C.Y. 2010 | |
| | 23 | | 2,612,032 | 105,695 | 2,708,257 | 2,707,032 | 57,418 | 1,225 | 152,282 | C.Y. 2011 | |
| | 24 | | 2,911,350 | 78,718 | 3,013,820 | 3,011,748 | 60,349 | 2,072 | 90,570 | C.Y. 2012 | |
| 平成 | 22 | 年度 | 2,387,921 | 141,246 | 2,515,991 | 2,514,103 | 54,287 | 1,888 | 148,249 | C.Y. 2010 | |
| | 23 | | 2,686,286 | 101,517 | 2,803,907 | 2,802,745 | 58,487 | 1,162 | 128,204 | C.Y. 2011 | |
| 24 | 年 | 1~3月 | 692,597 | 28,634 | 745,675 | 745,428 | 15,353 | 247 | 128,204 | Q1 2012 | |
| | | 4~6月 | 667,082 | 18,847 | 693,189 | 692,935 | 13,933 | 254 | 120,289 | Q2 | |
| | | 7~9月 | 696,359 | 13,686 | 711,396 | 711,190 | 14,603 | 206 | 81,819 | Q3 | |
| | | 10~12月 | 855,312 | 17,551 | 863,560 | 862,195 | 16,460 | 1,365 | 90,570 | Q4 | |
| 24 | 年 | 40,909 | 228,723 | 11,144 | 240,249 | 240,183 | 4,544 | 66 | 152,303 | Jan. 2012 | |
| | | 40,940 | 233,114 | 9,607 | 252,521 | 252,486 | 5,413 | 35 | 142,490 | Feb. | |
| | | 40,969 | 230,760 | 7,883 | 252,905 | 252,759 | 5,397 | 146 | 128,204 | Mar. | |
| | | 41,000 | 208,307 | 9,073 | 224,238 | 224,182 | 4,558 | 56 | 121,206 | Apr. | |
| | | 41,030 | 228,506 | 4,806 | 230,651 | 230,518 | 4,554 | 133 | 123,376 | May. | |
| | | 41,061 | 230,269 | 4,968 | 238,300 | 238,235 | 4,821 | 65 | 120,289 | Jun. | |
| | | 41,091 | 235,781 | 2,135 | 244,590 | 244,504 | 5,065 | 86 | 114,431 | Jul. | |
| | | 41,122 | 231,135 | 7,207 | 229,789 | 229,717 | 4,572 | 72 | 123,849 | Aug. | |
| | | 41,153 | 229,443 | 4,344 | 237,017 | 236,969 | 4,966 | 48 | 81,819 | Sep. | |
| | | 41,183 | 271,628 | 3,754 | 269,644 | 269,590 | 5,535 | 54 | 87,061 | Oct. | |
| | | 41,214 | 301,394 | 7,831 | 308,997 | 308,332 | 5,695 | 665 | 87,266 | Nov. | |
| | | 41,244 | 282,290 | 5,966 | 284,919 | 284,273 | 5,230 | 646 | 90,570 | Dec. | |

楽 器 Musical instruments

| 年 月 | | | ピアノ Piano | | | | | | | | 単位:台 Unit: number | | Year and Month |
|-----|----|--------|--------------------------------|--|-----------------|--------------------|-------------------------------|----------------|--------------------------------|---------------|-------------------------------|-----------|----------------|
| | | | 生産数量 Production Quantity | 受 入 数 量 (製 品) Receipt Quantity | | | 出 荷 数 量 Shipments Quantity | | | | 在庫数量 Inventory Quantity | | |
| | | | | 計 total | 国 内 Domestic | 国 外 Importation | 計 total | 販 売 Sales | | その他 Others | | | |
| | | | | | | | | 数量 Quantity | 金額(百万円) Value (Million yen) | | | | |
| 平成 | 20 | 年 | 134,725 | 264 | ... | ... | 132,050 | 131,900 | 36,547 | 150 | 12,228 | C.Y. 2008 | |
| | 21 | | 93,361 | 1,157 | ... | ... | 97,952 | 97,799 | 24,781 | 153 | 8,794 | C.Y. 2009 | |
| | 22 | | 41,462 | 1,836 | ... | ... | 42,597 | 42,467 | 23,609 | 130 | 3,773 | C.Y. 2010 | |
| | 23 | | 37,631 | 5,818 | ... | ... | 44,160 | 44,159 | 23,555 | 1 | 3,062 | C.Y. 2011 | |
| | 24 | | 37,421 | 5,458 | 101 | 5,357 | 40,309 | 40,308 | 23,004 | 1 | 5,632 | C.Y. 2012 | |
| 平成 | 22 | 年度 | 39,986 | 3,162 | ... | ... | 42,814 | 42,710 | 23,633 | 104 | 3,308 | F.Y. 2010 | |
| | 23 | | 38,368 | 5,667 | ... | ... | 43,780 | 43,780 | 23,611 | - | 3,563 | F.Y. 2011 | |
| 24 | 年 | 1~3月 | 9,082 | 1,430 | 9 | 1,421 | 10,011 | 10,011 | 5,656 | - | 3,563 | Q1 2012 | |
| | | 4~6月 | 9,288 | 1,603 | 27 | 1,576 | 10,884 | 10,884 | 6,130 | - | 3,570 | Q2 | |
| | | 7~9月 | 9,776 | 964 | 13 | 951 | 9,668 | 9,667 | 5,657 | 1 | 4,642 | Q3 | |
| | | 10~12月 | 9,275 | 1,461 | 52 | 1,409 | 9,746 | 9,746 | 5,561 | - | 5,632 | Q4 | |
| 24 | 年 | 1月 | 2,760 | 356 | - | 356 | 2,889 | 2,889 | 1,518 | - | 3,289 | Jan. 2012 | |
| | | 2月 | 2,887 | 501 | 3 | 498 | 3,371 | 3,371 | 1,963 | - | 3,306 | Feb. | |
| | | 3月 | 3,435 | 573 | 6 | 567 | 3,751 | 3,751 | 2,175 | - | 3,563 | Mar. | |
| | | 4月 | 2,951 | 547 | 26 | 521 | 3,495 | 3,495 | 2,093 | - | 3,566 | Apr. | |
| | | 5月 | 3,075 | 588 | - | 588 | 3,383 | 3,383 | 1,854 | - | 3,846 | May. | |
| | | 6月 | 3,262 | 468 | 1 | 467 | 4,006 | 4,006 | 2,183 | - | 3,570 | Jun. | |
| | | 7月 | 3,556 | 282 | 8 | 274 | 3,594 | 3,594 | 1,936 | - | 3,814 | Jul. | |
| | | 8月 | 2,796 | 533 | 2 | 531 | 2,993 | 2,993 | 1,783 | - | 4,150 | Aug. | |
| | | 9月 | 3,424 | 149 | 3 | 146 | 3,081 | 3,080 | 1,938 | 1 | 4,642 | Sep. | |
| | | 10月 | 3,323 | 542 | 14 | 528 | 3,010 | 3,010 | 1,923 | - | 5,497 | Oct. | |
| | | 11月 | 3,234 | 456 | 37 | 419 | 3,352 | 3,352 | 1,792 | - | 5,835 | Nov. | |
| | | 12月 | 2,718 | 463 | 1 | 462 | 3,384 | 3,384 | 1,846 | - | 5,632 | Dec. | |

注:平成24年より受入数量の内訳(国内、国外別)を調査

| 年 月 | | | 電子ピアノ・電子オルガン Electronic pianos and electronic organs | | | | | | | | 単位:台 Unit: number | | Year and Month |
|-----|----|--------|---|--|-----------------|--------------------|-------------------------------|----------------|--------------------------------|---------------|-------------------------------|-----------|----------------|
| | | | 生産数量 Production Quantity | 受 入 数 量 (製 品) Receipt Quantity | | | 出 荷 数 量 Shipments Quantity | | | | 在庫数量 Inventory Quantity | | |
| | | | | 計 total | 国 内 Domestic | 国 外 Importation | 計 total | 販 売 Sales | | その他 Others | | | |
| | | | | | | | | 数量 Quantity | 金額(百万円) Value (Million yen) | | | | |
| 平成 | 20 | 年 | 112,371 | 89,041 | ... | ... | 206,350 | 205,662 | 21,122 | 688 | 32,067 | C.Y. 2008 | |
| | 21 | | 80,712 | 84,714 | ... | ... | 171,523 | 170,837 | 16,882 | 686 | 25,970 | C.Y. 2009 | |
| | 22 | | 84,014 | 87,679 | ... | ... | 173,098 | 171,906 | 17,258 | 1,192 | 22,693 | C.Y. 2010 | |
| | 23 | | 70,361 | 85,197 | ... | ... | 160,240 | 160,204 | 15,568 | 36 | 18,010 | C.Y. 2011 | |
| | 24 | | 65,987 | 105,938 | 5,240 | 100,698 | 155,554 | 155,504 | 15,184 | 50 | 34,381 | C.Y. 2012 | |
| 平成 | 22 | 年度 | 80,301 | 82,181 | ... | ... | 169,941 | 168,980 | 17,011 | 961 | 25,054 | F.Y. 2010 | |
| | 23 | | 72,046 | 94,551 | ... | ... | 163,438 | 163,410 | 15,709 | 28 | 28,212 | F.Y. 2011 | |
| 24 | 年 | 1~3月 | 19,562 | 30,587 | 1,314 | 29,273 | 39,947 | 39,935 | 3,829 | 12 | 28,212 | Q1 2012 | |
| | | 4~6月 | 18,997 | 28,077 | 1,276 | 26,801 | 43,544 | 43,538 | 4,168 | 6 | 31,742 | Q2 | |
| | | 7~9月 | 17,734 | 22,920 | 1,279 | 21,641 | 34,710 | 34,686 | 3,467 | 24 | 37,686 | Q3 | |
| | | 10~12月 | 9,694 | 24,354 | 1,371 | 22,983 | 37,353 | 37,345 | 3,720 | 8 | 34,381 | Q4 | |
| 24 | 年 | 1月 | 6,001 | 9,319 | 370 | 8,949 | 11,928 | 11,928 | 1,181 | - | 21,402 | Jan. 2012 | |
| | | 2月 | 7,021 | 9,557 | 346 | 9,211 | 12,239 | 12,239 | 1,151 | - | 25,741 | Feb. | |
| | | 3月 | 6,540 | 11,711 | 598 | 11,113 | 15,780 | 15,768 | 1,497 | 12 | 28,212 | Mar. | |
| | | 4月 | 6,561 | 10,229 | 328 | 9,901 | 14,373 | 14,368 | 1,367 | 5 | 30,629 | Apr. | |
| | | 5月 | 5,924 | 8,539 | 508 | 8,031 | 14,879 | 14,879 | 1,388 | - | 30,213 | May. | |
| | | 6月 | 6,512 | 9,309 | 440 | 8,869 | 14,292 | 14,291 | 1,413 | 1 | 31,742 | Jun. | |
| | | 7月 | 6,579 | 8,882 | 502 | 8,380 | 13,585 | 13,582 | 1,393 | 3 | 33,618 | Jul. | |
| | | 8月 | 5,238 | 9,789 | 381 | 9,408 | 10,091 | 10,088 | 986 | 3 | 38,554 | Aug. | |
| | | 9月 | 5,917 | 4,249 | 396 | 3,853 | 11,034 | 11,016 | 1,088 | 18 | 37,686 | Sep. | |
| | | 10月 | 3,652 | 7,111 | 684 | 6,427 | 11,689 | 11,685 | 1,133 | 4 | 36,760 | Oct. | |
| | | 11月 | 4,150 | 10,704 | 673 | 10,031 | 12,746 | 12,746 | 1,310 | - | 38,868 | Nov. | |
| | | 12月 | 1,892 | 6,539 | 14 | 6,525 | 12,918 | 12,914 | 1,277 | 4 | 34,381 | Dec. | |

楽 器 Musical instruments

| 年 月 | | | 電子キーボード類(ミニキーボードを除く) Electronic keyboards | | | | | | | | 単位:台 Unit: number | | Year and Month |
|-----|----|--------|--|--|-----------------|--------------------|-------------------------------|----------------|--------------------------------|---------------|-------------------------------|-----------|----------------|
| | | | 生産数量 Production Quantity | 受 入 数 量 (製 品) Receipt Quantity | | | 出 荷 数 量 Shipments Quantity | | | | 在庫数量 Inventory Quantity | | |
| | | | | 計 total | 国 内 Domestic | 国 外 Importation | 計 total | 販 売 Sales | | その他 Others | | | |
| | | | | | | | | 数量 Quantity | 金額(百万円) Value (Million yen) | | | | |
| 平成 | 20 | 年 | 82,913 | 148,709 | ... | ... | 225,683 | 224,284 | 11,965 | 1,399 | 47,984 | C.Y. 2008 | |
| | 21 | | 34,228 | 174,381 | ... | ... | 218,518 | 218,156 | 7,079 | 362 | 38,075 | C.Y. 2009 | |
| | 22 | | 55,523 | 105,764 | ... | ... | 157,510 | 157,094 | 7,033 | 416 | 27,249 | C.Y. 2010 | |
| | 23 | | 48,606 | 79,972 | ... | ... | 127,339 | 127,331 | 6,737 | 8 | 28,488 | C.Y. 2011 | |
| | 24 | | 31,181 | 104,943 | 4,239 | 100,704 | 129,429 | 129,178 | 5,405 | 251 | 35,183 | C.Y. 2012 | |
| 平成 | 22 | 年度 | 57,059 | 110,849 | ... | ... | 160,107 | 159,937 | 7,410 | 170 | 30,103 | F.Y. 2010 | |
| | 23 | | 47,030 | 82,180 | ... | ... | 129,681 | 129,678 | 6,765 | 3 | 29,632 | F.Y. 2011 | |
| 24 | 年 | 1~3月 | 8,603 | 20,387 | 1,464 | 18,923 | 27,846 | 27,845 | 1,470 | 1 | 29,632 | Q1 2012 | |
| | | 4~6月 | 6,820 | 27,816 | 754 | 27,062 | 30,293 | 30,103 | 1,247 | 190 | 33,975 | Q2 | |
| | | 7~9月 | 10,055 | 21,072 | 785 | 20,287 | 31,310 | 31,250 | 1,458 | 60 | 33,792 | Q3 | |
| | | 10~12月 | 5,703 | 35,668 | 1,236 | 34,432 | 39,980 | 39,980 | 1,230 | - | 35,183 | Q4 | |
| 24 | 年 | 1月 | 3,235 | 5,773 | 556 | 5,217 | 8,674 | 8,674 | 444 | - | 28,822 | Jan. 2012 | |
| | | 2月 | 3,894 | 6,789 | 401 | 6,388 | 10,884 | 10,884 | 615 | - | 28,621 | Feb. | |
| | | 3月 | 1,474 | 7,825 | 507 | 7,318 | 8,288 | 8,287 | 411 | 1 | 29,632 | Mar. | |
| | | 4月 | 1,954 | 13,411 | 236 | 13,175 | 9,758 | 9,758 | 427 | - | 35,239 | Apr. | |
| | | 5月 | 2,312 | 8,897 | 315 | 8,582 | 9,720 | 9,530 | 390 | 190 | 36,728 | May. | |
| | | 6月 | 2,554 | 5,508 | 203 | 5,305 | 10,815 | 10,815 | 430 | - | 33,975 | Jun. | |
| | | 7月 | 4,107 | 7,510 | 284 | 7,226 | 10,960 | 10,909 | 525 | 51 | 34,632 | Jul. | |
| | | 8月 | 3,131 | 6,665 | 240 | 6,425 | 9,547 | 9,545 | 444 | 2 | 34,881 | Aug. | |
| | | 9月 | 2,817 | 6,897 | 261 | 6,636 | 10,803 | 10,796 | 489 | 7 | 33,792 | Sep. | |
| | | 10月 | 2,414 | 16,800 | 546 | 16,254 | 11,017 | 11,017 | 428 | - | 41,989 | Oct. | |
| | | 11月 | 2,043 | 11,666 | 428 | 11,238 | 14,959 | 14,959 | 413 | - | 40,739 | Nov. | |
| | | 12月 | 1,246 | 7,202 | 262 | 6,940 | 14,004 | 14,004 | 389 | - | 35,183 | Dec. | |

注:平成24年より受入数量の内訳(国内、国外別)を調査

| 年 月 | | | 管 楽 器 Wind instruments | | | | | | | | 単位:本 Unit: number | | Year and Month |
|-----|----|--------|--------------------------------|--|-----------------|--------------------|-------------------------------|----------------|--------------------------------|---------------|-------------------------------|-----------|----------------|
| | | | 生産数量 Production Quantity | 受 入 数 量 (製 品) Receipt Quantity | | | 出 荷 数 量 Shipments Quantity | | | | 在庫数量 Inventory Quantity | | |
| | | | | 計 total | 国 内 Domestic | 国 外 Importation | 計 total | 販 売 Sales | | その他 Others | | | |
| | | | | | | | | 数量 Quantity | 金額(百万円) Value (Million yen) | | | | |
| 平成 | 20 | 年 | 233,023 | 28,761 | ... | ... | 261,645 | 235,229 | 22,372 | 26,416 | 35,763 | C.Y. 2008 | |
| | 21 | | 209,314 | 58,547 | ... | ... | 239,541 | 212,679 | 18,183 | 26,862 | 64,083 | C.Y. 2009 | |
| | 22 | | 118,457 | 64,810 | ... | ... | 218,885 | 204,097 | 18,278 | 14,788 | 28,465 | C.Y. 2010 | |
| | 23 | | 134,972 | 48,688 | ... | ... | 189,272 | 169,874 | 17,050 | 19,398 | 22,853 | C.Y. 2011 | |
| | 24 | | 134,790 | 52,161 | 5,654 | 46,507 | 168,139 | 163,706 | 15,922 | 4,433 | 41,665 | C.Y. 2012 | |
| 平成 | 22 | 年度 | 127,012 | 58,138 | ... | ... | 207,395 | 190,940 | 17,866 | 16,455 | 31,359 | F.Y. 2010 | |
| | 23 | | 136,133 | 52,266 | ... | ... | 190,429 | 171,456 | 17,188 | 18,973 | 29,329 | F.Y. 2011 | |
| 24 | 年 | 1~3月 | 32,941 | 15,156 | 4,829 | 10,327 | 41,621 | 37,198 | 3,645 | 4,423 | 29,329 | Q1 2012 | |
| | | 4~6月 | 34,719 | 10,037 | 392 | 9,645 | 49,956 | 49,951 | 4,936 | 5 | 24,129 | Q2 | |
| | | 7~9月 | 32,389 | 5,710 | 170 | 5,540 | 37,786 | 37,786 | 3,652 | - | 24,442 | Q3 | |
| | | 10~12月 | 34,741 | 21,258 | 263 | 20,995 | 38,776 | 38,771 | 3,689 | 5 | 41,665 | Q4 | |
| 24 | 年 | 1月 | 9,767 | 7,388 | 1,635 | 5,753 | 12,631 | 11,092 | 1,134 | 1,539 | 27,377 | Jan. 2012 | |
| | | 2月 | 11,476 | 3,843 | 2,074 | 1,769 | 14,674 | 12,775 | 1,160 | 1,899 | 28,022 | Feb. | |
| | | 3月 | 11,698 | 3,925 | 1,120 | 2,805 | 14,316 | 13,331 | 1,351 | 985 | 29,329 | Mar. | |
| | | 4月 | 11,108 | 2,778 | 125 | 2,653 | 14,898 | 14,898 | 1,619 | - | 28,317 | Apr. | |
| | | 5月 | 11,618 | 3,825 | 139 | 3,686 | 18,270 | 18,267 | 1,748 | 3 | 25,490 | May. | |
| | | 6月 | 11,993 | 3,434 | 128 | 3,306 | 16,788 | 16,786 | 1,569 | 2 | 24,129 | Jun. | |
| | | 7月 | 11,547 | 1,723 | 92 | 1,631 | 15,324 | 15,324 | 1,428 | - | 22,075 | Jul. | |
| | | 8月 | 10,353 | 2,004 | 43 | 1,961 | 11,819 | 11,819 | 1,147 | - | 22,613 | Aug. | |
| | | 9月 | 10,489 | 1,983 | 35 | 1,948 | 10,643 | 10,643 | 1,077 | - | 24,442 | Sep. | |
| | | 10月 | 11,968 | 7,695 | 101 | 7,594 | 13,218 | 13,213 | 1,284 | 5 | 30,887 | Oct. | |
| | | 11月 | 11,784 | 5,769 | 108 | 5,661 | 12,274 | 12,274 | 1,199 | - | 36,166 | Nov. | |
| | | 12月 | 10,989 | 7,794 | 54 | 7,740 | 13,284 | 13,284 | 1,206 | - | 41,665 | Dec. | |

楽器 Musical instruments

| 年 月 | | | ギター・電気ギター Acoustic guitars・Electric guitars | | | | | | | | 単位:本 Unit: number | | Year and Month |
|-----|----|--------|--|----------------------------------|----------------|-------------------|------------|----------------------------|--------------------------------|---------------|----------------------|-------------------------------|----------------|
| | | | 生産数量 Production Quantity | 受入数量 (製品) Receipt Quantity | | | | 出荷数量 Shipments Quantity | | | | 在庫数量 Inventory Quantity | |
| | | | | 計 total | 国内 Domestic | 国外 Importation | 計 total | 販 売 Sales | | その他 Others | | | |
| | | | | | | | | 数量 Quantity | 金額(百万円) Value (Million yen) | | | | |
| 平成 | 20 | 年 | 200,292 | 114,502 | ... | ... | 309,427 | 309,427 | 9,291 | - | 24,109 | C.Y. 2008 | |
| | 21 | | 126,069 | 83,081 | ... | ... | 217,174 | 217,018 | 6,577 | 156 | 16,084 | C.Y. 2009 | |
| | 22 | | 118,306 | 95,256 | ... | ... | 215,647 | 215,621 | 6,091 | 26 | 13,623 | C.Y. 2010 | |
| | 23 | | 128,573 | 130,567 | ... | ... | 254,794 | 254,794 | 6,684 | - | 17,969 | C.Y. 2011 | |
| | 24 | | 96,407 | 119,433 | 828 | 118,605 | 211,400 | 211,400 | 5,766 | - | 22,409 | C.Y. 2012 | |
| 平成 | 22 | 年度 | 123,285 | 112,275 | ... | ... | 234,920 | 234,894 | 6,277 | 26 | 14,603 | F.Y. 2010 | |
| | 23 | | 119,642 | 123,800 | ... | ... | 239,656 | 239,656 | 6,535 | - | 18,389 | F.Y. 2011 | |
| 24 | 年 | 1~3月 | 22,738 | 28,923 | 8 | 28,915 | 51,241 | 51,241 | 1,409 | - | 18,389 | Q1 2012 | |
| | | 4~6月 | 25,616 | 33,412 | 810 | 32,602 | 60,800 | 60,800 | 1,571 | - | 16,617 | Q2 | |
| | | 7~9月 | 24,037 | 28,643 | 1 | 28,642 | 49,144 | 49,144 | 1,367 | - | 20,153 | Q3 | |
| | | 10~12月 | 24,016 | 28,455 | 9 | 28,446 | 50,215 | 50,215 | 1,419 | - | 22,409 | Q4 | |
| 24 | 年 | 1月 | 7,586 | 9,195 | 6 | 9,189 | 17,035 | 17,035 | 448 | - | 17,715 | Jan. 2012 | |
| | | 2月 | 7,353 | 7,931 | - | 7,931 | 14,774 | 14,774 | 417 | - | 18,225 | Feb. | |
| | | 3月 | 7,799 | 11,797 | 2 | 11,795 | 19,432 | 19,432 | 544 | - | 18,389 | Mar. | |
| | | 4月 | 9,441 | 10,700 | 809 | 9,891 | 21,489 | 21,489 | 556 | - | 17,041 | Apr. | |
| | | 5月 | 7,875 | 13,229 | 1 | 13,228 | 20,495 | 20,495 | 519 | - | 17,650 | May. | |
| | | 6月 | 8,300 | 9,483 | - | 9,483 | 18,816 | 18,816 | 496 | - | 16,617 | Jun. | |
| | | 7月 | 8,335 | 11,476 | - | 11,476 | 18,542 | 18,542 | 497 | - | 17,886 | Jul. | |
| | | 8月 | 7,202 | 9,319 | - | 9,319 | 15,884 | 15,884 | 424 | - | 18,523 | Aug. | |
| | | 9月 | 8,500 | 7,848 | 1 | 7,847 | 14,718 | 14,718 | 446 | - | 20,153 | Sep. | |
| | | 10月 | 8,175 | 12,649 | 1 | 12,648 | 17,881 | 17,881 | 479 | - | 23,096 | Oct. | |
| | | 11月 | 7,981 | 9,900 | - | 9,900 | 15,616 | 15,616 | 475 | - | 25,361 | Nov. | |
| | | 12月 | 7,860 | 5,906 | 8 | 5,898 | 16,718 | 16,718 | 465 | - | 22,409 | Dec. | |

注:平成24年より受入数量の内訳(国内、国外別)を調査

文具 Stationery

| 年 月 | | 鉛筆(1) Pencils | | | | | | | 単位:グロス Unit: gross | Year and Month |
|------|--------|--------------------------------|-----------------------------|-------------------------------|----------------|--------------------------------|---------------|-------------------------------|-----------------------|----------------|
| | | 生産数量 Production Quantity | 受入数量 Receipt Quantity | 出 荷 数 量 Shipments Quantity | | | | 在庫数量 Inventory Quantity | | |
| | | | | 計 total | 販 売 Sales | | その他 Others | | | |
| | | | | | 数量 Quantity | 金額(百万円) Value (Million yen) | | | | |
| 平成 | 20 年 | 1,905,123 | 1,811,266 | 3,563,055 | 1,841,486 | 6,414 | 1,721,569 | 754,898 | C.Y. 2008 | |
| | 21 | 1,438,169 | 1,319,212 | 2,960,705 | 1,612,950 | 5,572 | 1,347,755 | 549,403 | C.Y. 2009 | |
| | 22 | 1,607,527 | 1,601,080 | 3,216,818 | 1,715,179 | 5,859 | 1,501,639 | 538,368 | C.Y. 2010 | |
| | 23 | 1,394,804 | 1,532,929 | 2,927,845 | 1,636,715 | 5,647 | 1,291,130 | 535,119 | C.Y. 2011 | |
| | 24 | 1,257,245 | 1,524,766 | 2,754,071 | 1,597,717 | 5,515 | 1,156,354 | 559,166 | C.Y. 2012 | |
| 平成 | 22 年度 | 1,573,371 | 1,601,104 | 3,172,789 | 1,707,608 | 5,851 | 1,465,181 | 464,012 | F.Y. 2010 | |
| | 23 | 1,333,026 | 1,538,449 | 2,873,289 | 1,649,185 | 5,671 | 1,224,104 | 458,426 | F.Y. 2011 | |
| 24 年 | 1~3月 | 364,893 | 447,543 | 888,379 | 562,314 | 1,947 | 326,065 | 458,426 | Q1 2012 | |
| | 4~6月 | 276,099 | 315,913 | 509,016 | 256,041 | 921 | 252,975 | 539,927 | Q2 | |
| | 7~9月 | 281,165 | 332,720 | 540,775 | 285,632 | 979 | 255,143 | 612,256 | Q3 | |
| | 10~12月 | 335,088 | 428,590 | 815,901 | 493,730 | 1,668 | 322,171 | 559,166 | Q4 | |
| 24 年 | 1月 | 133,849 | 163,805 | 325,193 | 203,977 | 691 | 121,216 | 507,566 | Jan. 2012 | |
| | 2月 | 113,923 | 149,922 | 280,463 | 180,545 | 627 | 99,918 | 490,580 | Feb. | |
| | 3月 | 117,121 | 133,816 | 282,723 | 177,792 | 629 | 104,931 | 458,426 | Mar. | |
| | 4月 | 102,880 | 123,077 | 212,227 | 117,221 | 426 | 95,006 | 471,789 | Apr. | |
| | 5月 | 91,670 | 96,471 | 144,190 | 61,921 | 228 | 82,269 | 515,667 | May | |
| | 6月 | 81,549 | 96,365 | 152,599 | 76,899 | 267 | 75,700 | 539,927 | Jun. | |
| | 7月 | 92,891 | 116,813 | 173,148 | 87,186 | 301 | 85,962 | 576,296 | Jul. | |
| | 8月 | 88,571 | 105,555 | 180,211 | 102,926 | 347 | 77,285 | 589,873 | Aug. | |
| | 9月 | 99,703 | 110,352 | 187,416 | 95,520 | 331 | 91,896 | 612,256 | Sep. | |
| | 10月 | 114,989 | 147,002 | 237,576 | 129,783 | 435 | 107,793 | 636,581 | Oct. | |
| | 11月 | 122,417 | 151,676 | 299,276 | 176,649 | 588 | 122,627 | 611,296 | Nov. | |
| | 12月 | 97,682 | 129,912 | 279,049 | 187,298 | 646 | 91,751 | 559,166 | Dec. | |

| 年 月 | | シャープペンシル(2) Mechanical pencils | | | | | | | 単位:千本 Unit: 1000number | Year and Month |
|------|--------|-----------------------------------|-----------------------------|-------------------------------|----------------|--------------------------------|---------------|-------------------------------|---------------------------|----------------|
| | | 生産数量 Production Quantity | 受入数量 Receipt Quantity | 出 荷 数 量 Shipments Quantity | | | | 在庫数量 Inventory Quantity | | |
| | | | | 計 total | 販 売 Sales | | その他 Others | | | |
| | | | | | 数量 Quantity | 金額(百万円) Value (Million yen) | | | | |
| 平成 | 20 年 | 172,464 | 19,372 | 197,110 | 173,064 | 15,820 | 24,046 | 16,892 | C.Y. 2008 | |
| | 21 | 154,549 | 14,878 | 171,538 | 150,012 | 13,806 | 21,526 | 14,354 | C.Y. 2009 | |
| | 22 | 164,900 | 17,109 | 181,843 | 157,396 | 13,732 | 24,447 | 14,376 | C.Y. 2010 | |
| | 23 | 160,193 | 16,099 | 177,169 | 153,934 | 14,399 | 23,235 | 12,433 | C.Y. 2011 | |
| | 24 | 153,497 | 10,889 | 162,115 | 145,886 | 14,344 | 16,229 | 14,641 | C.Y. 2012 | |
| 平成 | 22 年度 | 164,597 | 17,402 | 182,002 | 156,872 | 13,897 | 25,130 | 11,490 | F.Y. 2010 | |
| | 23 | 158,700 | 14,356 | 174,187 | 153,449 | 14,482 | 20,738 | 10,252 | F.Y. 2011 | |
| 24 年 | 1~3月 | 40,515 | 2,812 | 45,501 | 41,688 | 4,224 | 3,813 | 10,252 | Q1 2012 | |
| | 4~6月 | 40,630 | 2,014 | 41,794 | 37,832 | 3,393 | 3,962 | 11,087 | Q2 | |
| | 7~9月 | 35,398 | 2,252 | 34,027 | 30,341 | 2,985 | 3,686 | 14,689 | Q3 | |
| | 10~12月 | 36,954 | 3,811 | 40,793 | 36,025 | 3,741 | 4,768 | 14,641 | Q4 | |
| 24 年 | 1月 | 12,283 | 806 | 13,014 | 11,749 | 1,235 | 1,265 | 12,508 | Jan. 2012 | |
| | 2月 | 14,168 | 1,218 | 16,120 | 14,735 | 1,438 | 1,385 | 11,770 | Feb. | |
| | 3月 | 14,064 | 788 | 16,367 | 15,204 | 1,552 | 1,163 | 10,252 | Mar. | |
| | 4月 | 13,684 | 406 | 14,791 | 13,750 | 1,194 | 1,041 | 9,588 | Apr. | |
| | 5月 | 13,818 | 1,037 | 13,756 | 11,822 | 1,091 | 1,934 | 10,643 | May | |
| | 6月 | 13,128 | 571 | 13,247 | 12,260 | 1,108 | 987 | 11,087 | Jun. | |
| | 7月 | 11,379 | 822 | 11,279 | 9,907 | 966 | 1,372 | 12,003 | Jul. | |
| | 8月 | 11,231 | 627 | 10,326 | 9,274 | 950 | 1,052 | 13,528 | Aug. | |
| | 9月 | 12,788 | 803 | 12,422 | 11,160 | 1,069 | 1,262 | 14,689 | Sep. | |
| | 10月 | 11,973 | 1,776 | 13,247 | 11,664 | 1,157 | 1,583 | 15,186 | Oct. | |
| | 11月 | 13,101 | 887 | 14,790 | 13,134 | 1,383 | 1,656 | 14,378 | Nov. | |
| | 12月 | 11,880 | 1,148 | 12,756 | 11,227 | 1,201 | 1,529 | 14,641 | Dec. | |

文具 Stationery

| 年 月 | | ボールペン計(完成品) (3)~(4) Ballpoint pens | | | | | | 単位:千本 Unit: 1000number | Year and Month |
|-----------|-----------|---------------------------------------|-----------------------------|------------|-------------------------------|--------------------------------|---------------|-------------------------------|----------------|
| | | 生産数量 Production Quantity | 受入数量 Receipt Quantity | 計 total | 出 荷 数 量 Shipments Quantity | | | 在庫数量 Inventory Quantity | |
| | | | | | 販 売 Sales | | その他 Others | | |
| | | | | | 数量 Quantity | 金額(百万円) Value (Million yen) | | | |
| 平成 20 年 | 1,354,447 | 432,750 | 1,772,770 | 1,389,893 | 65,375 | 382,877 | 120,981 | C.Y. 2008 | |
| 21 | 1,105,545 | 312,439 | 1,462,758 | 1,186,526 | 54,173 | 276,232 | 76,027 | C.Y. 2009 | |
| 22 | 1,365,736 | 387,386 | 1,722,275 | 1,367,430 | 61,112 | 354,845 | 105,979 | C.Y. 2010 | |
| 23 | 1,376,665 | 375,188 | 1,739,264 | 1,395,347 | 60,496 | 343,917 | 118,227 | C.Y. 2011 | |
| 24 | 1,406,590 | 354,521 | 1,777,386 | 1,433,167 | 60,237 | 344,219 | 100,893 | C.Y. 2012 | |
| 平成 22 年度 | 1,410,228 | 400,600 | 1,788,036 | 1,417,239 | 62,741 | 370,797 | 106,145 | F.Y. 2010 | |
| 23 | 1,377,935 | 370,456 | 1,746,207 | 1,403,742 | 59,820 | 342,465 | 108,504 | F.Y. 2011 | |
| 24 年 1~3月 | 352,789 | 91,430 | 454,283 | 366,743 | 15,602 | 87,540 | 108,504 | Q1 2012 | |
| 4~6月 | 361,943 | 94,318 | 462,712 | 367,772 | 15,293 | 94,940 | 101,152 | Q2 | |
| 7~9月 | 336,270 | 81,733 | 418,562 | 339,707 | 14,014 | 78,855 | 100,512 | Q3 | |
| 10~12月 | 355,588 | 87,040 | 441,829 | 358,945 | 15,328 | 82,884 | 100,893 | Q4 | |
| 24 年 1月 | 108,715 | 28,879 | 138,419 | 111,523 | 4,606 | 26,896 | 117,186 | Jan. 2012 | |
| 2月 | 120,441 | 31,192 | 152,287 | 121,971 | 5,134 | 30,316 | 117,118 | Feb. | |
| 3月 | 123,633 | 31,359 | 163,577 | 133,249 | 5,862 | 30,328 | 108,504 | Mar. | |
| 4月 | 118,697 | 29,152 | 154,073 | 123,533 | 5,262 | 30,540 | 102,393 | Apr. | |
| 5月 | 126,738 | 34,637 | 158,120 | 124,120 | 5,038 | 34,000 | 104,800 | May | |
| 6月 | 116,508 | 30,529 | 150,519 | 120,119 | 4,994 | 30,400 | 101,152 | Jun. | |
| 7月 | 114,663 | 27,002 | 141,076 | 115,614 | 4,777 | 25,462 | 101,724 | Jul. | |
| 8月 | 108,178 | 27,883 | 133,354 | 105,948 | 4,546 | 27,406 | 104,400 | Aug. | |
| 9月 | 113,429 | 26,848 | 144,132 | 118,145 | 4,691 | 25,987 | 100,512 | Sep. | |
| 10月 | 121,333 | 27,888 | 151,602 | 125,891 | 5,073 | 25,711 | 98,094 | Oct. | |
| 11月 | 124,423 | 29,848 | 149,233 | 120,394 | 5,003 | 28,839 | 102,970 | Nov. | |
| 12月 | 109,832 | 29,304 | 140,994 | 112,660 | 5,252 | 28,334 | 100,893 | Dec. | |

| 年 月 | | 水性 (3) Roller ballpoint pens | | | | | | 単位:千本 Unit: 1000number | Year and Month |
|-----------|-----------|---------------------------------|-----------------------------|------------|-------------------------------|--------------------------------|---------------|-------------------------------|----------------|
| | | 生産数量 Production Quantity | 受入数量 Receipt Quantity | 計 total | 出 荷 数 量 Shipments Quantity | | | 在庫数量 Inventory Quantity | |
| | | | | | 販 売 Sales | | その他 Others | | |
| | | | | | 数量 Quantity | 金額(百万円) Value (Million yen) | | | |
| 平成 20 年 | 898,964 | 310,279 | 1,195,957 | 897,440 | 36,541 | 298,517 | 79,303 | C.Y. 2008 | |
| 21 | 747,187 | 232,825 | 1,011,015 | 785,790 | 30,435 | 225,225 | 48,088 | C.Y. 2009 | |
| 22 | 933,350 | 266,533 | 1,177,508 | 906,274 | 34,744 | 271,234 | 69,977 | C.Y. 2010 | |
| 23 | 948,192 | 264,867 | 1,205,161 | 938,702 | 33,862 | 266,459 | 77,315 | C.Y. 2011 | |
| 24 | 1,024,876 | 269,692 | 1,300,372 | 1,030,330 | 36,214 | 270,042 | 70,872 | C.Y. 2012 | |
| 平成 22 年度 | 967,299 | 272,336 | 1,226,667 | 946,899 | 35,612 | 279,768 | 69,549 | F.Y. 2010 | |
| 23 | 964,259 | 268,977 | 1,234,261 | 964,793 | 34,331 | 269,468 | 68,405 | F.Y. 2011 | |
| 24 年 1~3月 | 255,148 | 69,142 | 333,615 | 263,509 | 9,197 | 70,106 | 68,405 | Q1 2012 | |
| 4~6月 | 268,938 | 75,824 | 346,149 | 270,848 | 9,443 | 75,301 | 66,271 | Q2 | |
| 7~9月 | 248,090 | 62,449 | 306,667 | 245,019 | 8,616 | 61,648 | 70,124 | Q3 | |
| 10~12月 | 252,700 | 62,277 | 313,941 | 250,954 | 8,958 | 62,987 | 70,872 | Q4 | |
| 24 年 1月 | 76,151 | 20,449 | 101,005 | 80,085 | 2,811 | 20,920 | 72,709 | Jan. 2012 | |
| 2月 | 89,151 | 24,475 | 112,636 | 88,268 | 3,041 | 24,368 | 74,326 | Feb. | |
| 3月 | 89,846 | 24,218 | 119,974 | 95,156 | 3,345 | 24,818 | 68,405 | Mar. | |
| 4月 | 87,896 | 23,551 | 113,083 | 90,984 | 3,177 | 22,099 | 66,898 | Apr. | |
| 5月 | 95,101 | 27,977 | 121,155 | 92,920 | 3,224 | 28,235 | 68,067 | May | |
| 6月 | 85,941 | 24,296 | 111,911 | 86,944 | 3,042 | 24,967 | 66,271 | Jun. | |
| 7月 | 84,633 | 20,629 | 104,611 | 84,573 | 2,982 | 20,038 | 66,913 | Jul. | |
| 8月 | 81,067 | 22,172 | 96,138 | 74,283 | 2,736 | 21,855 | 74,005 | Aug. | |
| 9月 | 82,390 | 19,648 | 105,918 | 86,163 | 2,897 | 19,755 | 70,124 | Sep. | |
| 10月 | 86,570 | 19,342 | 109,550 | 90,362 | 3,012 | 19,188 | 66,477 | Oct. | |
| 11月 | 88,269 | 22,099 | 106,135 | 83,867 | 2,862 | 22,268 | 70,582 | Nov. | |
| 12月 | 77,861 | 20,836 | 98,256 | 76,725 | 3,085 | 21,531 | 70,872 | Dec. | |

文具 Stationery

| 年 月 | | 油性 (4) Oil ballpoint pens | | | | | | 単位:千本 Unit: 1000number | Year and Month |
|-----------|---------|--------------------------------|-----------------------------|------------|----------------------------|--------------------------------|---------------|-------------------------------|----------------|
| | | 生産数量 Production Quantity | 受入数量 Receipt Quantity | 計 total | 出荷数量 Shipments Quantity | | | 在庫数量 Inventory Quantity | |
| | | | | | 販 売 Sales | | その他 Others | | |
| | | | | | 数量 Quantity | 金額(百万円) Value (Million yen) | | | |
| 平成 20 年 | 455,483 | 122,471 | 576,813 | 492,453 | 28,834 | 84,360 | 41,678 | C.Y. 2008 | |
| 21 | 358,358 | 79,614 | 451,743 | 400,736 | 23,739 | 51,007 | 27,939 | C.Y. 2009 | |
| 22 | 432,386 | 120,853 | 544,767 | 461,156 | 26,367 | 83,611 | 36,002 | C.Y. 2010 | |
| 23 | 428,473 | 110,321 | 534,103 | 456,645 | 26,634 | 77,458 | 40,912 | C.Y. 2011 | |
| 24 | 381,714 | 84,829 | 477,014 | 402,837 | 24,024 | 74,177 | 30,021 | C.Y. 2012 | |
| 平成 22 年度 | 442,929 | 128,264 | 561,369 | 470,340 | 27,129 | 91,029 | 36,596 | F.Y. 2010 | |
| 23 | 413,676 | 101,479 | 511,946 | 438,949 | 25,490 | 72,997 | 40,099 | F.Y. 2011 | |
| 24 年 1~3月 | 97,641 | 22,288 | 120,668 | 103,234 | 6,406 | 17,434 | 40,099 | Q1 2012 | |
| 4~6月 | 93,005 | 18,494 | 116,563 | 96,924 | 5,850 | 19,639 | 34,881 | Q2 | |
| 7~9月 | 88,180 | 19,284 | 111,895 | 94,688 | 5,397 | 17,207 | 30,388 | Q3 | |
| 10~12月 | 102,888 | 24,763 | 127,888 | 107,991 | 6,370 | 19,897 | 30,021 | Q4 | |
| 24 年 1月 | 32,564 | 8,430 | 37,414 | 31,438 | 1,796 | 5,976 | 44,477 | Jan. 2012 | |
| 2月 | 31,290 | 6,717 | 39,651 | 33,703 | 2,092 | 5,948 | 42,792 | Feb. | |
| 3月 | 33,787 | 7,141 | 43,603 | 38,093 | 2,518 | 5,510 | 40,099 | Mar. | |
| 4月 | 30,801 | 5,601 | 40,990 | 32,549 | 2,085 | 8,441 | 35,495 | Apr. | |
| 5月 | 31,637 | 6,660 | 36,965 | 31,200 | 1,814 | 5,765 | 36,733 | May | |
| 6月 | 30,567 | 6,233 | 38,608 | 33,175 | 1,951 | 5,433 | 34,881 | Jun. | |
| 7月 | 30,030 | 6,373 | 36,465 | 31,041 | 1,795 | 5,424 | 34,811 | Jul. | |
| 8月 | 27,111 | 5,711 | 37,216 | 31,665 | 1,809 | 5,551 | 30,395 | Aug. | |
| 9月 | 31,039 | 7,200 | 38,214 | 31,982 | 1,793 | 6,232 | 30,388 | Sep. | |
| 10月 | 34,763 | 8,546 | 42,052 | 35,529 | 2,061 | 6,523 | 31,617 | Oct. | |
| 11月 | 36,154 | 7,749 | 43,098 | 36,527 | 2,142 | 6,571 | 32,388 | Nov. | |
| 12月 | 31,971 | 8,468 | 42,738 | 35,935 | 2,167 | 6,803 | 30,021 | Dec. | |

| 年 月 | | マーキングペン (5) Marking pens | | | | | | 単位:千本 Unit: 1000number | Year and Month |
|-----------|---------|--------------------------------|-----------------------------|------------|----------------------------|--------------------------------|---------------|-------------------------------|----------------|
| | | 生産数量 Production Quantity | 受入数量 Receipt Quantity | 計 total | 出荷数量 Shipments Quantity | | | 在庫数量 Inventory Quantity | |
| | | | | | 販 売 Sales | | その他 Others | | |
| | | | | | 数量 Quantity | 金額(百万円) Value (Million yen) | | | |
| 平成 20 年 | 617,354 | 281,449 | 897,449 | 770,624 | 37,154 | 126,825 | 95,799 | C.Y. 2008 | |
| 21 | 507,250 | 228,919 | 757,084 | 646,831 | 31,075 | 110,253 | 74,511 | C.Y. 2009 | |
| 22 | 580,612 | 255,652 | 843,802 | 714,410 | 33,601 | 129,392 | 66,791 | C.Y. 2010 | |
| 23 | 604,568 | 253,406 | 853,801 | 721,192 | 33,684 | 132,609 | 70,261 | C.Y. 2011 | |
| 24 | 590,689 | 258,872 | 852,288 | 723,595 | 33,583 | 128,693 | 67,238 | C.Y. 2012 | |
| 平成 22 年度 | 592,289 | 252,173 | 848,196 | 715,840 | 33,567 | 132,356 | 64,489 | F.Y. 2010 | |
| 23 | 602,301 | 250,513 | 846,997 | 718,799 | 33,595 | 128,198 | 69,582 | F.Y. 2011 | |
| 24 年 1~3月 | 147,828 | 55,795 | 204,248 | 174,991 | 8,256 | 29,257 | 69,582 | Q1 2012 | |
| 4~6月 | 145,313 | 66,516 | 215,371 | 180,595 | 8,105 | 34,776 | 65,929 | Q2 | |
| 7~9月 | 138,763 | 62,008 | 199,779 | 170,846 | 7,825 | 28,933 | 66,874 | Q3 | |
| 10~12月 | 158,785 | 74,553 | 232,890 | 197,163 | 9,397 | 35,727 | 67,238 | Q4 | |
| 24 年 1月 | 46,405 | 16,822 | 61,134 | 51,627 | 2,420 | 9,507 | 72,349 | Jan. 2012 | |
| 2月 | 50,536 | 18,284 | 68,602 | 58,715 | 2,681 | 9,887 | 72,543 | Feb. | |
| 3月 | 50,887 | 20,689 | 74,512 | 64,649 | 3,155 | 9,863 | 69,582 | Mar. | |
| 4月 | 49,435 | 23,509 | 76,507 | 63,889 | 2,923 | 12,618 | 65,994 | Apr. | |
| 5月 | 45,202 | 18,235 | 61,264 | 52,608 | 2,457 | 8,656 | 68,119 | May | |
| 6月 | 50,676 | 24,772 | 77,600 | 64,098 | 2,724 | 13,502 | 65,929 | Jun. | |
| 7月 | 47,358 | 22,023 | 69,701 | 60,565 | 2,678 | 9,136 | 65,602 | Jul. | |
| 8月 | 44,853 | 19,082 | 60,989 | 51,437 | 2,422 | 9,552 | 68,535 | Aug. | |
| 9月 | 46,552 | 20,903 | 69,089 | 58,844 | 2,724 | 10,245 | 66,874 | Sep. | |
| 10月 | 54,514 | 27,054 | 79,483 | 66,424 | 3,184 | 13,059 | 68,953 | Oct. | |
| 11月 | 49,613 | 20,790 | 67,982 | 57,980 | 2,849 | 10,002 | 71,351 | Nov. | |
| 12月 | 54,658 | 26,709 | 85,425 | 72,759 | 3,365 | 12,666 | 67,238 | Dec. | |

文具 Stationery

| 年 月 | | クレヨン・パス・水彩絵の具 (6) Crayons and Oil pastels | | | | | | 単位:千本 Unit: 1000number | Year and Month |
|------|--------|--|-----------------------------|-------------------------------|----------------|--------------------------------|---------------|-------------------------------|----------------|
| | | 生産数量 Production Quantity | 受入数量 Receipt Quantity | 出 荷 数 量 Shipments Quantity | | | | 在庫数量 Inventory Quantity | |
| | | | | 計 total | 販 売 Sales | | その他 Others | | |
| | | | | | 数量 Quantity | 金額(百万円) Value (Million yen) | | | |
| 平成 | 20 年 | 101,603 | 60,892 | 162,803 | 161,789 | 4,136 | 1,014 | 70,534 | C.Y. 2008 |
| | 21 | 94,235 | 56,667 | 153,218 | 152,042 | 3,844 | 1,176 | 68,218 | C.Y. 2009 |
| | 22 | 88,637 | 46,728 | 140,574 | 139,360 | 3,774 | 1,214 | 63,009 | C.Y. 2010 |
| | 23 | 90,978 | 49,444 | 131,101 | 129,768 | 3,828 | 1,333 | 71,656 | C.Y. 2011 |
| | 24 | 91,815 | 36,515 | 129,145 | 127,863 | 3,720 | 1,282 | 70,864 | C.Y. 2012 |
| 平成 | 22 年度 | 88,689 | 45,661 | 137,172 | 136,008 | 3,738 | 1,164 | 54,629 | F.Y. 2010 |
| | 23 | 93,917 | 50,932 | 135,001 | 133,593 | 3,892 | 1,408 | 64,519 | F.Y. 2011 |
| 24 年 | 1~3月 | 31,380 | 13,409 | 51,951 | 51,483 | 1,300 | 468 | 64,519 | Q1 2012 |
| | 4~6月 | 19,552 | 5,295 | 28,757 | 28,573 | 913 | 184 | 60,609 | Q2 |
| | 7~9月 | 16,752 | 5,814 | 23,368 | 23,104 | 796 | 264 | 59,805 | Q3 |
| | 10~12月 | 24,131 | 11,997 | 25,069 | 24,703 | 712 | 366 | 70,864 | Q4 |
| 24 年 | 1月 | 9,967 | 6,500 | 16,899 | 16,797 | 431 | 102 | 71,246 | Jan. 2012 |
| | 2月 | 11,879 | 3,470 | 17,664 | 17,558 | 429 | 106 | 68,934 | Feb. |
| | 3月 | 9,534 | 3,439 | 17,388 | 17,128 | 441 | 260 | 64,519 | Mar. |
| | 4月 | 8,180 | 1,838 | 15,772 | 15,734 | 493 | 38 | 58,766 | Apr. |
| | 5月 | 5,363 | 2,400 | 7,077 | 7,003 | 206 | 74 | 59,451 | May |
| | 6月 | 6,009 | 1,057 | 5,908 | 5,836 | 213 | 72 | 60,609 | Jun. |
| | 7月 | 5,210 | 1,575 | 6,080 | 6,035 | 226 | 45 | 61,314 | Jul. |
| | 8月 | 5,248 | 1,785 | 7,682 | 7,593 | 278 | 89 | 60,665 | Aug. |
| | 9月 | 6,294 | 2,454 | 9,606 | 9,476 | 291 | 130 | 59,805 | Sep. |
| | 10月 | 7,098 | 3,573 | 6,002 | 5,837 | 185 | 165 | 64,475 | Oct. |
| | 11月 | 8,281 | 3,142 | 7,474 | 7,363 | 219 | 111 | 68,424 | Nov. |
| | 12月 | 8,752 | 5,282 | 11,593 | 11,503 | 307 | 90 | 70,864 | Dec. |

| 年 月 | | 修正液 (7) Correction fluids | | | | | | 単位:千本 Unit: 1000number | Year and Month |
|------|--------|--------------------------------|-----------------------------|-------------------------------|----------------|--------------------------------|---------------|-------------------------------|----------------|
| | | 生産数量 Production Quantity | 受入数量 Receipt Quantity | 出 荷 数 量 Shipments Quantity | | | | 在庫数量 Inventory Quantity | |
| | | | | 計 total | 販 売 Sales | | その他 Others | | |
| | | | | | 数量 Quantity | 金額(百万円) Value (Million yen) | | | |
| 平成 | 20 年 | 37,091 | 1,361 | 39,241 | 38,158 | 3,194 | 1,083 | 2,594 | C.Y. 2008 |
| | 21 | 32,620 | 1,617 | 33,579 | 33,271 | 2,716 | 308 | 2,765 | C.Y. 2009 |
| | 22 | 30,019 | 2,054 | 31,747 | 31,521 | 2,506 | 226 | 2,444 | C.Y. 2010 |
| | 23 | 31,017 | 3,968 | 33,672 | 33,355 | 2,583 | 317 | 3,692 | C.Y. 2011 |
| | 24 | 25,984 | 1,979 | 28,916 | 28,698 | 2,223 | 218 | 2,682 | C.Y. 2012 |
| 平成 | 22 年度 | 28,839 | 2,949 | 31,927 | 31,603 | 2,480 | 324 | 2,462 | F.Y. 2010 |
| | 23 | 30,054 | 3,180 | 32,736 | 32,429 | 2,526 | 307 | 2,869 | F.Y. 2011 |
| 24 年 | 1~3月 | 6,535 | 420 | 7,747 | 7,625 | 611 | 122 | 2,869 | Q1 2012 |
| | 4~6月 | 7,193 | 538 | 7,399 | 7,382 | 562 | 17 | 3,193 | Q2 |
| | 7~9月 | 5,998 | 356 | 6,701 | 6,689 | 497 | 12 | 2,839 | Q3 |
| | 10~12月 | 6,258 | 665 | 7,069 | 7,002 | 554 | 67 | 2,682 | Q4 |
| 24 年 | 1月 | 1,816 | 103 | 2,079 | 2,071 | 166 | 8 | 3,521 | Jan. 2012 |
| | 2月 | 2,119 | 209 | 2,404 | 2,401 | 190 | 3 | 3,432 | Feb. |
| | 3月 | 2,600 | 108 | 3,264 | 3,153 | 254 | 111 | 2,869 | Mar. |
| | 4月 | 2,186 | 262 | 2,663 | 2,662 | 215 | 1 | 2,653 | Apr. |
| | 5月 | 2,364 | 158 | 2,078 | 2,071 | 162 | 7 | 3,094 | May |
| | 6月 | 2,643 | 118 | 2,658 | 2,649 | 185 | 9 | 3,193 | Jun. |
| | 7月 | 2,171 | 124 | 2,395 | 2,394 | 177 | 1 | 3,090 | Jul. |
| | 8月 | 1,991 | 79 | 1,959 | 1,953 | 147 | 6 | 3,198 | Aug. |
| | 9月 | 1,836 | 153 | 2,347 | 2,342 | 174 | 5 | 2,839 | Sep. |
| | 10月 | 1,992 | 380 | 1,822 | 1,802 | 143 | 20 | 3,388 | Oct. |
| | 11月 | 2,165 | 167 | 2,823 | 2,799 | 216 | 24 | 2,896 | Nov. |
| | 12月 | 2,101 | 118 | 2,424 | 2,401 | 195 | 23 | 2,682 | Dec. |

文具 Stationery

| 年 月 | | 修正テープ (8) Correction tapes | | | | | | 単位:千個 Unit:1000number | Year and Month |
|------|--------|--------------------------------|-----------------------------|----------------------------|----------------|--------------------------------|-------------------------------|--------------------------|----------------|
| | | 生産数量 Production Quantity | 受入数量 Receipt Quantity | 出荷数量 Shipments Quantity | | | 在庫数量 Inventory Quantity | | |
| | | | | 計 total | 販 売 Sales | | | その他 Others | |
| | | | | | 数量 Quantity | 金額(百万円) Value (Million yen) | | | |
| 平成 | 20 年 | 3,808 | 68,113 | 73,018 | 72,719 | 6,391 | 299 | 8,111 | C.Y. 2008 |
| | 21 | 3,160 | 61,037 | 65,736 | 65,510 | 5,538 | 226 | 6,556 | C.Y. 2009 |
| | 22 | 2,362 | 69,057 | 72,073 | 72,003 | 5,777 | 70 | 5,780 | C.Y. 2010 |
| | 23 | 1,915 | 59,694 | 62,199 | 62,072 | 4,930 | 127 | 5,272 | C.Y. 2011 |
| | 24 | 1,979 | 53,386 | 55,546 | 55,486 | 4,741 | 60 | 5,082 | C.Y. 2012 |
| 平成 | 22 年度 | 2,255 | 69,453 | 70,051 | 69,980 | 5,613 | 71 | 6,179 | F.Y. 2010 |
| | 23 | 1,916 | 55,733 | 59,468 | 59,356 | 4,766 | 112 | 4,445 | F.Y. 2011 |
| 24 年 | 1~3月 | 494 | 13,265 | 14,587 | 14,574 | 1,222 | 13 | 4,445 | Q1 2012 |
| | 4~6月 | 519 | 12,854 | 13,342 | 13,330 | 1,158 | 12 | 4,473 | Q2 |
| | 7~9月 | 520 | 14,049 | 13,429 | 13,418 | 1,137 | 11 | 5,609 | Q3 |
| | 10~12月 | 446 | 13,218 | 14,188 | 14,164 | 1,224 | 24 | 5,082 | Q4 |
| 24 年 | 1月 | 152 | 5,125 | 5,020 | 5,017 | 386 | 3 | 5,529 | Jan. 2012 |
| | 2月 | 170 | 3,725 | 4,487 | 4,481 | 376 | 6 | 4,935 | Feb. |
| | 3月 | 172 | 4,415 | 5,080 | 5,076 | 461 | 4 | 4,445 | Mar. |
| | 4月 | 201 | 4,651 | 4,807 | 4,806 | 427 | 1 | 4,489 | Apr. |
| | 5月 | 141 | 3,873 | 4,120 | 4,112 | 352 | 8 | 4,383 | May |
| | 6月 | 177 | 4,330 | 4,415 | 4,412 | 379 | 3 | 4,473 | Jun. |
| | 7月 | 156 | 4,110 | 4,104 | 4,100 | 356 | 4 | 4,634 | Jul. |
| | 8月 | 203 | 4,944 | 4,393 | 4,392 | 363 | 1 | 5,386 | Aug. |
| | 9月 | 161 | 4,995 | 4,932 | 4,926 | 418 | 6 | 5,609 | Sep. |
| | 10月 | 89 | 4,577 | 4,903 | 4,896 | 416 | 7 | 5,371 | Oct. |
| | 11月 | 203 | 4,697 | 5,109 | 5,099 | 424 | 10 | 5,160 | Nov. |
| | 12月 | 154 | 3,944 | 4,176 | 4,169 | 384 | 7 | 5,082 | Dec. |

玩具 Toys

| 年 月 | | 玩具合計 (1)~(4) Toys total | | | | | 単位:ダース Unit:dozen | Year and Month |
|------|--------|--------------------------------|------------|----------------------------|--------------------------------|---------------|-------------------------------|----------------|
| | | 生産数量 Production Quantity | 計 Total | 出荷数量 Shipments Quantity | | | 在庫数量 Inventory Quantity | |
| | | | | 販 売 Sales | | その他 Others | | |
| | | | | 数量 Quantity | 金額(百万円) Value (Million yen) | | | |
| 平成 | 20 年 | 25,542,673 | 26,039,567 | 25,997,028 | 512,438 | 42,539 | 1,480,064 | C.Y. 2008 |
| | 21 | 5,891,402 | 6,524,473 | 6,512,289 | 162,104 | 12,184 | 876,400 | C.Y. 2009 |
| | 22 | 4,902,590 | 4,861,648 | 4,848,520 | 47,126 | 13,128 | 757,116 | C.Y. 2010 |
| | 23 | 5,083,067 | 5,092,860 | 5,080,053 | 39,570 | 12,807 | 727,684 | C.Y. 2011 |
| | 24 | 4,993,329 | 4,924,893 | 4,923,905 | 39,812 | 988 | 799,083 | C.Y. 2012 |
| 平成 | 22 年度 | 5,082,922 | 5,111,924 | 5,098,778 | 45,343 | 13,146 | 645,592 | F.Y. 2010 |
| | 23 | 5,051,023 | 4,999,295 | 4,989,508 | 40,365 | 9,787 | 694,926 | F.Y. 2011 |
| 24 年 | 1~3月 | 1,237,331 | 1,279,624 | 1,279,383 | 10,403 | 241 | 694,926 | Q1 2012 |
| | 4~6月 | 1,311,272 | 1,261,801 | 1,261,454 | 10,101 | 347 | 742,102 | Q2 |
| | 7~9月 | 1,242,974 | 1,218,373 | 1,218,173 | 9,645 | 200 | 764,138 | Q3 |
| | 10~12月 | 1,201,752 | 1,165,095 | 1,164,895 | 9,664 | 200 | 799,083 | Q4 |
| 24 年 | 1月 | 412,589 | 407,614 | 407,573 | 3,078 | 41 | 743,796 | Jan. 2012 |
| | 2月 | 417,493 | 425,466 | 425,350 | 3,375 | 116 | 735,107 | Feb. |
| | 3月 | 407,249 | 446,544 | 446,460 | 3,949 | 84 | 694,926 | Mar. |
| | 4月 | 430,878 | 421,195 | 421,088 | 3,155 | 107 | 703,702 | Apr. |
| | 5月 | 432,412 | 432,988 | 432,856 | 3,306 | 132 | 702,397 | May |
| | 6月 | 447,982 | 407,618 | 407,510 | 3,639 | 108 | 742,102 | Jun. |
| | 7月 | 503,412 | 496,968 | 496,898 | 3,773 | 70 | 747,367 | Jul. |
| | 8月 | 387,655 | 349,449 | 349,379 | 2,817 | 70 | 784,812 | Aug. |
| | 9月 | 351,907 | 371,956 | 371,896 | 3,055 | 60 | 764,138 | Sep. |
| | 10月 | 420,453 | 396,267 | 396,217 | 2,830 | 50 | 787,712 | Oct. |
| | 11月 | 413,368 | 380,061 | 379,999 | 3,145 | 62 | 820,089 | Nov. |
| | 12月 | 367,931 | 388,767 | 388,679 | 3,689 | 88 | 799,083 | Dec. |

玩具 Toys

| 年 月 | | | 機 械 玩 具 計 (可動装置を有するもの) (1)~(2) Electronic toys total | | | | | 単位:ダース Unit:dozen | | Year and Month |
|-----|----|--------|---|-------------------------------|----------------|--------------------------------|---------------|-------------------------------|-----------|----------------|
| | | | 生産数量 Production Quantity | 出 荷 数 量 Shipments Quantity | | | | 在庫数量 Inventory Quantity | | |
| | | | | 計 Total | 販 売 Sales | | その他 Others | | | |
| | | | | | 数量 Quantity | 金額(百万円) Value (Million yen) | | | | |
| 平成 | 20 | 年 | 20,683,416 | 21,220,931 | 21,184,099 | 484,964 | 36,832 | 692,511 | C.Y. 2008 | |
| | 21 | | 1,081,262 | 1,646,427 | 1,645,702 | 137,033 | 725 | 163,989 | C.Y. 2009 | |
| | 22 | | 644,723 | 628,103 | 627,141 | 23,440 | 962 | 33,087 | C.Y. 2010 | |
| | 23 | | 531,307 | 531,594 | 530,787 | 16,397 | 807 | 28,514 | C.Y. 2011 | |
| | 24 | | 555,341 | 566,110 | 565,619 | 14,924 | 491 | 18,436 | C.Y. 2012 | |
| 平成 | 22 | 年度 | 641,073 | 644,422 | 643,442 | 21,933 | 980 | 18,043 | F.Y. 2010 | |
| | 23 | | 536,217 | 535,614 | 534,974 | 15,887 | 640 | 19,015 | F.Y. 2011 | |
| 24 | 年 | 1~3月 | 134,745 | 144,388 | 144,294 | 3,975 | 94 | 19,015 | Q1 2012 | |
| | | 4~6月 | 140,610 | 146,237 | 146,055 | 3,832 | 182 | 13,376 | Q2 | |
| | | 7~9月 | 142,960 | 140,597 | 140,498 | 3,674 | 99 | 15,733 | Q3 | |
| | | 10~12月 | 137,026 | 134,888 | 134,772 | 3,444 | 116 | 18,436 | Q4 | |
| 24 | 年 | 1月 | 42,359 | 46,070 | 46,049 | 1,207 | 21 | 24,956 | Jan. 2012 | |
| | | 2月 | 41,260 | 44,159 | 44,131 | 1,328 | 28 | 22,050 | Feb. | |
| | | 3月 | 51,126 | 54,159 | 54,114 | 1,439 | 45 | 19,015 | Mar. | |
| | | 4月 | 42,912 | 44,147 | 44,082 | 1,209 | 65 | 17,771 | Apr. | |
| | | 5月 | 51,881 | 54,109 | 54,032 | 1,182 | 77 | 15,539 | May. | |
| | | 6月 | 45,817 | 47,981 | 47,941 | 1,441 | 40 | 13,376 | Jun. | |
| | | 7月 | 45,864 | 45,732 | 45,704 | 1,236 | 28 | 13,508 | Jul. | |
| | | 8月 | 49,247 | 48,739 | 48,697 | 1,067 | 42 | 14,013 | Aug. | |
| | | 9月 | 47,849 | 46,126 | 46,097 | 1,371 | 29 | 15,733 | Sep. | |
| | | 10月 | 44,085 | 43,343 | 43,311 | 1,054 | 32 | 16,468 | Oct. | |
| | | 11月 | 46,300 | 43,941 | 43,901 | 1,147 | 40 | 18,824 | Nov. | |
| | | 12月 | 46,641 | 47,604 | 47,560 | 1,243 | 44 | 18,436 | Dec. | |

注:「電子応用玩具」及び「電動玩具」の合計

| 年 月 | | | 電 子 応 用 玩 具 (1) Electronic applied toys | | | | | 単位:ダース Unit:dozen | | Year and Month |
|-----|----|--------|--|-------------------------------|----------------|--------------------------------|---------------|-------------------------------|-----------|----------------|
| | | | 生産数量 Production Quantity | 出 荷 数 量 Shipments Quantity | | | | 在庫数量 Inventory Quantity | | |
| | | | | 計 Total | 販 売 Sales | | その他 Others | | | |
| | | | | | 数量 Quantity | 金額(百万円) Value (Million yen) | | | | |
| 平成 | 20 | 年 | 20,088,200 | 20,636,687 | 20,600,601 | 478,040 | 36,086 | 661,309 | C.Y. 2008 | |
| | 21 | | 677,423 | 1,230,449 | 1,230,449 | 131,924 | - | 144,139 | C.Y. 2009 | |
| | 22 | | 135,315 | 135,336 | 135,336 | 17,312 | - | 103 | C.Y. 2010 | |
| | 23 | | 115,510 | 115,510 | 115,510 | 9,860 | - | 103 | C.Y. 2011 | |
| | 24 | | 91,948 | 91,985 | 91,985 | 8,659 | - | 66 | C.Y. 2012 | |
| 平成 | 22 | 年度 | 135,799 | 135,846 | 135,846 | 15,285 | - | 39 | F.Y. 2010 | |
| | 23 | | 110,532 | 110,480 | 110,480 | 9,366 | - | 91 | F.Y. 2011 | |
| 24 | 年 | 1~3月 | 24,983 | 24,995 | 24,995 | 2,303 | - | 91 | Q1 2012 | |
| | | 4~6月 | 25,565 | 25,577 | 25,577 | 2,255 | - | 79 | Q2 | |
| | | 7~9月 | 24,244 | 24,249 | 24,249 | 2,135 | - | 74 | Q3 | |
| | | 10~12月 | 17,156 | 17,164 | 17,164 | 1,965 | - | 66 | Q4 | |
| 24 | 年 | 1月 | 7,524 | 7,527 | 7,527 | 723 | - | 100 | Jan. 2012 | |
| | | 2月 | 4,265 | 4,271 | 4,271 | 785 | - | 94 | Feb. | |
| | | 3月 | 13,194 | 13,197 | 13,197 | 795 | - | 91 | Mar. | |
| | | 4月 | 8,155 | 8,152 | 8,152 | 748 | - | 94 | Apr. | |
| | | 5月 | 9,826 | 9,274 | 9,274 | 579 | - | 646 | May. | |
| | | 6月 | 7,584 | 8,151 | 8,151 | 928 | - | 79 | Jun. | |
| | | 7月 | 7,498 | 7,281 | 7,281 | 735 | - | 296 | Jul. | |
| | | 8月 | 9,380 | 9,042 | 9,042 | 552 | - | 634 | Aug. | |
| | | 9月 | 7,366 | 7,926 | 7,926 | 848 | - | 74 | Sep. | |
| | | 10月 | 6,357 | 6,210 | 6,210 | 602 | - | 221 | Oct. | |
| | | 11月 | 6,563 | 6,716 | 6,716 | 681 | - | 68 | Nov. | |
| | | 12月 | 4,236 | 4,238 | 4,238 | 682 | - | 66 | Dec. | |

玩具 Toys

| 年 月 | | | 電 動 玩 具 (2) Electric toys | | | | | 単位:ダース Unit:dozen | | Year and Month |
|-----|----|--------|--------------------------------|-------------------------------|----------------|--------------------------------|---------------|-------------------------------|-----------|----------------|
| | | | 生産数量 Production Quantity | 出 荷 数 量 Shipments Quantity | | | | 在庫数量 Inventory Quantity | | |
| | | | | 計 Total | 販 売 Sales | | その他 Others | | | |
| | | | | | 数量 Quantity | 金額(百万円) Value (Million yen) | | | | |
| 平成 | 20 | 年 | 465,162 | 454,224 | 453,649 | 6,023 | 575 | 28,647 | C.Y. 2008 | |
| | 21 | | 338,391 | 350,396 | 349,759 | 4,577 | 637 | 17,429 | C.Y. 2009 | |
| | 22 | | 441,797 | 427,283 | 426,437 | 5,673 | 846 | 28,436 | C.Y. 2010 | |
| | 23 | | 415,797 | 416,084 | 415,277 | 6,537 | 807 | 28,411 | C.Y. 2011 | |
| | 24 | | 463,393 | 474,125 | 473,634 | 6,265 | 491 | 18,370 | C.Y. 2012 | |
| 平成 | 22 | 年度 | 454,106 | 458,397 | 457,496 | 6,315 | 901 | 18,004 | F.Y. 2010 | |
| | 23 | | 425,685 | 425,134 | 424,494 | 6,521 | 640 | 18,924 | F.Y. 2011 | |
| 24 | 年 | 1~3月 | 109,762 | 119,393 | 119,299 | 1,671 | 94 | 18,924 | Q1 2012 | |
| | | 4~6月 | 115,045 | 120,660 | 120,478 | 1,576 | 182 | 13,297 | Q2 | |
| | | 7~9月 | 118,716 | 116,348 | 116,249 | 1,538 | 99 | 15,659 | Q3 | |
| | | 10~12月 | 119,870 | 117,724 | 117,608 | 1,479 | 116 | 18,370 | Q4 | |
| 24 | 年 | 1月 | 34,835 | 38,543 | 38,522 | 484 | 21 | 24,856 | Jan. 2012 | |
| | | 2月 | 36,995 | 39,888 | 39,860 | 543 | 28 | 21,956 | Feb. | |
| | | 3月 | 37,932 | 40,962 | 40,917 | 644 | 45 | 18,924 | Mar. | |
| | | 4月 | 34,757 | 35,995 | 35,930 | 461 | 65 | 17,677 | Apr. | |
| | | 5月 | 42,055 | 44,835 | 44,758 | 603 | 77 | 14,893 | May. | |
| | | 6月 | 38,233 | 39,830 | 39,790 | 513 | 40 | 13,297 | Jun. | |
| | | 7月 | 38,366 | 38,451 | 38,423 | 502 | 28 | 13,212 | Jul. | |
| | | 8月 | 39,867 | 39,697 | 39,655 | 514 | 42 | 13,379 | Aug. | |
| | | 9月 | 40,483 | 38,200 | 38,171 | 522 | 29 | 15,659 | Sep. | |
| | | 10月 | 37,728 | 37,133 | 37,101 | 452 | 32 | 16,247 | Oct. | |
| | | 11月 | 39,737 | 37,225 | 37,185 | 466 | 40 | 18,756 | Nov. | |
| | | 12月 | 42,405 | 43,366 | 43,322 | 562 | 44 | 18,370 | Dec. | |

| 年 月 | | | プラスチック製玩具計(可動装置を有しないもの) (3)~(4) Plastic toys | | | | | 単位:ダース Unit:dozen | | Year and Month |
|-----|----|--------|---|-------------------------------|----------------|--------------------------------|---------------|-------------------------------|-----------|----------------|
| | | | 生産数量 Production Quantity | 出 荷 数 量 Shipments Quantity | | | | 在庫数量 Inventory Quantity | | |
| | | | | 計 Total | 販 売 Sales | | その他 Others | | | |
| | | | | | 数量 Quantity | 金額(百万円) Value (Million yen) | | | | |
| 平成 | 20 | 年 | 4,859,257 | 4,818,636 | 4,812,929 | 27,475 | 5,707 | 787,553 | C.Y. 2008 | |
| | 21 | | 4,810,140 | 4,878,046 | 4,866,587 | 25,071 | 11,459 | 712,411 | C.Y. 2009 | |
| | 22 | | 4,257,867 | 4,233,545 | 4,221,379 | 23,686 | 12,166 | 724,029 | C.Y. 2010 | |
| | 23 | | 4,551,760 | 4,561,266 | 4,549,266 | 23,173 | 12,000 | 699,170 | C.Y. 2011 | |
| | 24 | | 4,437,988 | 4,358,783 | 4,358,286 | 24,888 | 497 | 780,647 | C.Y. 2012 | |
| 平成 | 22 | 年度 | 4,441,849 | 4,467,502 | 4,455,336 | 23,409 | 12,166 | 627,549 | F.Y. 2010 | |
| | 23 | | 4,514,806 | 4,463,681 | 4,454,534 | 24,478 | 9,147 | 675,911 | F.Y. 2011 | |
| 24 | 年 | 1~3月 | 1,102,586 | 1,135,236 | 1,135,089 | 6,428 | 147 | 675,911 | Q1 2012 | |
| | | 4~6月 | 1,170,662 | 1,115,564 | 1,115,399 | 6,269 | 165 | 728,726 | Q2 | |
| | | 7~9月 | 1,100,014 | 1,077,776 | 1,077,675 | 5,971 | 101 | 748,405 | Q3 | |
| | | 10~12月 | 1,064,726 | 1,030,207 | 1,030,123 | 6,220 | 84 | 780,647 | Q4 | |
| 24 | 年 | 1月 | 370,230 | 361,544 | 361,524 | 1,871 | 20 | 718,840 | Jan. 2012 | |
| | | 2月 | 376,233 | 381,307 | 381,219 | 2,047 | 88 | 713,057 | Feb. | |
| | | 3月 | 356,123 | 392,385 | 392,346 | 2,510 | 39 | 675,911 | Mar. | |
| | | 4月 | 387,966 | 377,048 | 377,006 | 1,947 | 42 | 685,931 | Apr. | |
| | | 5月 | 380,531 | 378,879 | 378,824 | 2,124 | 55 | 686,858 | May. | |
| | | 6月 | 402,165 | 359,637 | 359,569 | 2,198 | 68 | 728,726 | Jun. | |
| | | 7月 | 457,548 | 451,236 | 451,194 | 2,537 | 42 | 733,859 | Jul. | |
| | | 8月 | 338,408 | 300,710 | 300,682 | 1,750 | 28 | 770,799 | Aug. | |
| | | 9月 | 304,058 | 325,830 | 325,799 | 1,684 | 31 | 748,405 | Sep. | |
| | | 10月 | 376,368 | 352,924 | 352,906 | 1,776 | 18 | 771,244 | Oct. | |
| | | 11月 | 367,068 | 336,120 | 336,098 | 1,998 | 22 | 801,265 | Nov. | |
| | | 12月 | 321,290 | 341,163 | 341,119 | 2,446 | 44 | 780,647 | Dec. | |

玩具 Toys

| 年 月 | | | プラスチックモデル (3) Plastic models | | | | | 単位:ダース Unit:dozen | | Year and Month |
|-----|----|--------|---------------------------------|----------------------------|----------------|--------------------------------|---------------|-------------------------------|-----------|----------------|
| | | | 生産数量 Production Quantity | 出荷数量 Shipments Quantity | | | | 在庫数量 Inventory Quantity | | |
| | | | | 計 Total | 販 売 Sales | | その他 Others | | | |
| | | | | | 数量 Quantity | 金額(百万円) Value (Million yen) | | | | |
| 平成 | 20 | 年 | 3,536,835 | 3,525,380 | 3,525,219 | 20,335 | 161 | 665,650 | C.Y. 2008 | |
| | 21 | | 3,728,851 | 3,801,022 | 3,801,022 | 19,955 | - | 590,395 | C.Y. 2009 | |
| | 22 | | 3,144,535 | 3,131,590 | 3,131,424 | 18,306 | 166 | 600,068 | C.Y. 2010 | |
| | 23 | | 3,537,244 | 3,567,290 | 3,567,290 | 18,775 | - | 564,101 | C.Y. 2011 | |
| | 24 | | 3,681,386 | 3,606,948 | 3,606,948 | 19,631 | - | 632,420 | C.Y. 2012 | |
| 平成 | 22 | 年度 | 3,145,996 | 3,169,897 | 3,169,731 | 18,408 | 166 | 527,856 | F.Y. 2010 | |
| | 23 | | 3,693,724 | 3,672,050 | 3,672,050 | 19,674 | - | 542,884 | F.Y. 2011 | |
| 24 | 年 | 1~3月 | 876,980 | 896,631 | 896,631 | 4,959 | - | 542,884 | Q1 2012 | |
| | | 4~6月 | 998,257 | 943,619 | 943,619 | 5,042 | - | 596,089 | Q2 | |
| | | 7~9月 | 925,209 | 907,590 | 907,590 | 4,643 | - | 612,007 | Q3 | |
| | | 10~12月 | 880,940 | 859,108 | 859,108 | 4,987 | - | 632,420 | Q4 | |
| 24 | 年 | 1月 | 283,459 | 291,156 | 291,156 | 1,427 | - | 555,834 | Jan. 2012 | |
| | | 2月 | 301,124 | 295,306 | 295,306 | 1,597 | - | 561,229 | Feb. | |
| | | 3月 | 292,397 | 310,169 | 310,169 | 1,936 | - | 542,884 | Mar. | |
| | | 4月 | 328,543 | 324,025 | 324,025 | 1,566 | - | 546,785 | Apr. | |
| | | 5月 | 316,548 | 314,811 | 314,811 | 1,697 | - | 548,080 | May. | |
| | | 6月 | 353,166 | 304,783 | 304,783 | 1,780 | - | 596,089 | Jun. | |
| | | 7月 | 394,732 | 396,740 | 396,740 | 2,097 | - | 593,188 | Jul. | |
| | | 8月 | 282,431 | 245,116 | 245,116 | 1,311 | - | 630,031 | Aug. | |
| | | 9月 | 248,046 | 265,734 | 265,734 | 1,234 | - | 612,007 | Sep. | |
| | | 10月 | 319,399 | 301,118 | 301,118 | 1,365 | - | 629,969 | Oct. | |
| | | 11月 | 294,603 | 271,227 | 271,227 | 1,589 | - | 652,704 | Nov. | |
| | | 12月 | 266,938 | 286,763 | 286,763 | 2,034 | - | 632,420 | Dec. | |

注:平成23年から名称変更

| 年 月 | | | その他のプラスチック製玩具 (4) Other Plastic toys | | | | | 単位:ダース Unit:dozen | | Year and Month |
|-----|----|--------|---|----------------------------|----------------|--------------------------------|---------------|-------------------------------|-----------|----------------|
| | | | 生産数量 Production Quantity | 出荷数量 Shipments Quantity | | | | 在庫数量 Inventory Quantity | | |
| | | | | 計 Total | 販 売 Sales | | その他 Others | | | |
| | | | | | 数量 Quantity | 金額(百万円) Value (Million yen) | | | | |
| 平成 | 20 | 年 | 1,322,422 | 1,293,256 | 1,287,710 | 7,140 | 5,546 | 121,903 | C.Y. 2008 | |
| | 21 | | 1,081,289 | 1,077,024 | 1,065,565 | 5,116 | 11,459 | 122,016 | C.Y. 2009 | |
| | 22 | | 1,113,332 | 1,101,955 | 1,089,955 | 5,380 | 12,000 | 123,961 | C.Y. 2010 | |
| | 23 | | 1,014,516 | 993,976 | 981,976 | 4,398 | 12,000 | 135,069 | C.Y. 2011 | |
| | 24 | | 756,602 | 751,835 | 751,338 | 5,257 | 497 | 148,227 | C.Y. 2012 | |
| 平成 | 22 | 年度 | 1,295,853 | 1,297,605 | 1,285,605 | 5,002 | 12,000 | 99,693 | F.Y. 2010 | |
| | 23 | | 821,082 | 791,631 | 782,484 | 4,804 | 9,147 | 133,027 | F.Y. 2011 | |
| 24 | 年 | 1~3月 | 225,606 | 238,605 | 238,458 | 1,469 | 147 | 133,027 | Q1 2012 | |
| | | 4~6月 | 172,405 | 171,945 | 171,780 | 1,227 | 165 | 132,637 | Q2 | |
| | | 7~9月 | 174,805 | 170,186 | 170,085 | 1,328 | 101 | 136,398 | Q3 | |
| | | 10~12月 | 183,786 | 171,099 | 171,015 | 1,232 | 84 | 148,227 | Q4 | |
| 24 | 年 | 1月 | 86,771 | 70,388 | 70,368 | 444 | 20 | 163,006 | Jan. 2012 | |
| | | 2月 | 75,109 | 86,001 | 85,913 | 451 | 88 | 151,828 | Feb. | |
| | | 3月 | 63,726 | 82,216 | 82,177 | 574 | 39 | 133,027 | Mar. | |
| | | 4月 | 59,423 | 53,023 | 52,981 | 381 | 42 | 139,146 | Apr. | |
| | | 5月 | 63,983 | 64,068 | 64,013 | 427 | 55 | 138,778 | May. | |
| | | 6月 | 48,999 | 54,854 | 54,786 | 419 | 68 | 132,637 | Jun. | |
| | | 7月 | 62,816 | 54,496 | 54,454 | 439 | 42 | 140,671 | Jul. | |
| | | 8月 | 55,977 | 55,594 | 55,566 | 440 | 28 | 140,768 | Aug. | |
| | | 9月 | 56,012 | 60,096 | 60,065 | 450 | 31 | 136,398 | Sep. | |
| | | 10月 | 56,969 | 51,806 | 51,788 | 411 | 18 | 141,275 | Oct. | |
| | | 11月 | 72,465 | 64,893 | 64,871 | 410 | 22 | 148,561 | Nov. | |
| | | 12月 | 54,352 | 54,400 | 54,356 | 412 | 44 | 148,227 | Dec. | |

革靴 Leather boots and shoes

| 年 月 | | | 革靴合計(1)~(4) Leather boots and shoes total | | | | | | | 単位: 足 Unit: Pair | Year and Month |
|-----|----|--------|--|-----------------------------|------------|----------------------------|--------------------------------|---------------|-------------------------------|---------------------|----------------|
| | | | 生産数量 Production Quantity | 受入数量 Receipt Quantity | 計 Total | 出荷数量 Shipments Quantity | | | 在庫数量 Inventory Quantity | | |
| | | | | | | 販 売 Sales | | その他 Others | | | |
| | | | | | | 数量 Quantity | 金額(百万円) Value (Million yen) | | | | |
| 平成 | 20 | 年 | 22,298,399 | 5,171,735 | 27,402,177 | 26,187,524 | 131,291 | 1,214,653 | 2,116,130 | C.Y. 2008 | |
| | 21 | | 17,941,476 | 4,838,423 | 22,779,092 | 21,640,319 | 109,393 | 1,138,773 | 1,734,672 | C.Y. 2009 | |
| | 22 | | 17,365,789 | 4,579,268 | 21,998,351 | 20,894,508 | 102,708 | 1,103,843 | 1,513,816 | C.Y. 2010 | |
| | 23 | | 16,531,651 | 4,365,074 | 20,749,215 | 19,730,730 | 96,700 | 1,018,485 | 1,595,613 | C.Y. 2011 | |
| | 24 | | 16,214,940 | 4,021,214 | 20,052,360 | 19,058,710 | 93,300 | 993,650 | 1,598,150 | C.Y. 2012 | |
| 平成 | 22 | 年度 | 17,054,956 | 4,496,501 | 21,558,615 | 20,496,347 | 100,184 | 1,062,268 | 1,255,834 | F.Y. 2010 | |
| | 23 | | 16,455,887 | 4,271,054 | 20,585,165 | 19,567,684 | 96,525 | 1,017,481 | 1,235,963 | F.Y. 2011 | |
| 24 | 年 | 1~3月 | 4,159,082 | 1,368,670 | 5,766,349 | 5,505,487 | 25,070 | 260,862 | 1,235,963 | Q1 2012 | |
| | | 4~6月 | 4,117,381 | 797,683 | 4,781,829 | 4,545,617 | 21,686 | 236,212 | 1,343,652 | Q2 | |
| | | 7~9月 | 4,014,574 | 952,288 | 4,808,642 | 4,561,936 | 23,884 | 246,706 | 1,483,372 | Q3 | |
| | | 10~12月 | 3,923,903 | 902,573 | 4,695,540 | 4,445,670 | 22,660 | 249,870 | 1,598,150 | Q4 | |
| 24 | 年 | 1月 | 1,297,216 | 403,158 | 1,595,650 | 1,516,745 | 6,859 | 78,905 | 1,678,207 | Jan. 2012 | |
| | | 2月 | 1,426,329 | 443,319 | 1,930,648 | 1,844,972 | 8,578 | 85,676 | 1,532,800 | Feb. | |
| | | 3月 | 1,435,537 | 522,193 | 2,240,051 | 2,143,770 | 9,634 | 96,281 | 1,235,963 | Mar. | |
| | | 4月 | 1,454,820 | 342,576 | 1,804,210 | 1,720,391 | 8,206 | 83,819 | 1,225,815 | Apr. | |
| | | 5月 | 1,314,231 | 242,844 | 1,493,737 | 1,415,487 | 6,853 | 78,250 | 1,280,597 | May. | |
| | | 6月 | 1,348,330 | 212,263 | 1,483,882 | 1,409,739 | 6,627 | 74,143 | 1,343,652 | Jun. | |
| | | 7月 | 1,374,288 | 267,275 | 1,500,563 | 1,417,007 | 6,944 | 83,556 | 1,471,147 | Jul. | |
| | | 8月 | 1,284,075 | 378,915 | 1,634,864 | 1,557,147 | 8,237 | 77,717 | 1,494,882 | Aug. | |
| | | 9月 | 1,356,211 | 306,098 | 1,673,215 | 1,587,782 | 8,703 | 85,433 | 1,483,372 | Sep. | |
| | | 10月 | 1,393,434 | 328,173 | 1,704,333 | 1,615,693 | 8,507 | 88,640 | 1,499,892 | Oct. | |
| | | 11月 | 1,293,036 | 280,763 | 1,540,540 | 1,460,178 | 7,446 | 80,362 | 1,528,361 | Nov. | |
| | | 12月 | 1,237,433 | 293,637 | 1,450,667 | 1,369,799 | 6,708 | 80,868 | 1,598,150 | Dec. | |

| 年 月 | | | 紳士用革靴(1) Men's leather boots and shoes | | | | | | | 単位: 足 Unit: Pair | Year and Month |
|-----|----|--------|---|-----------------------------|------------|----------------------------|--------------------------------|---------------|-------------------------------|---------------------|----------------|
| | | | 生産数量 Production Quantity | 受入数量 Receipt Quantity | 計 Total | 出荷数量 Shipments Quantity | | | 在庫数量 Inventory Quantity | | |
| | | | | | | 販 売 Sales | | その他 Others | | | |
| | | | | | | 数量 Quantity | 金額(百万円) Value (Million yen) | | | | |
| 平成 | 20 | 年 | 6,145,398 | 1,444,067 | 7,611,876 | 7,316,982 | 42,181 | 294,894 | 817,608 | C.Y. 2008 | |
| | 21 | | 5,445,605 | 1,433,148 | 6,833,625 | 6,567,648 | 38,341 | 265,977 | 710,765 | C.Y. 2009 | |
| | 22 | | 4,895,883 | 1,461,257 | 6,356,676 | 6,086,440 | 34,479 | 270,236 | 602,888 | C.Y. 2010 | |
| | 23 | | 4,344,763 | 1,312,905 | 5,540,480 | 5,308,300 | 29,205 | 232,180 | 585,223 | C.Y. 2011 | |
| | 24 | | 4,151,948 | 1,216,525 | 5,236,121 | 5,030,781 | 28,287 | 205,340 | 588,276 | C.Y. 2012 | |
| 平成 | 22 | 年度 | 4,683,350 | 1,474,953 | 6,133,521 | 5,876,591 | 32,792 | 256,930 | 562,185 | F.Y. 2010 | |
| | 23 | | 4,259,105 | 1,236,577 | 5,376,351 | 5,141,645 | 28,625 | 234,706 | 533,568 | F.Y. 2011 | |
| 24 | 年 | 1~3月 | 1,068,512 | 359,061 | 1,425,578 | 1,373,049 | 7,269 | 52,529 | 533,568 | Q1 2012 | |
| | | 4~6月 | 1,040,582 | 263,914 | 1,250,071 | 1,201,273 | 6,782 | 48,798 | 562,760 | Q2 | |
| | | 7~9月 | 973,048 | 289,478 | 1,198,132 | 1,148,318 | 6,862 | 49,814 | 603,201 | Q3 | |
| | | 10~12月 | 1,069,806 | 304,072 | 1,362,340 | 1,308,141 | 7,374 | 54,199 | 588,276 | Q4 | |
| 24 | 年 | 1月 | 354,834 | 81,801 | 380,790 | 365,423 | 1,969 | 15,367 | 605,348 | Jan. 2012 | |
| | | 2月 | 348,189 | 119,340 | 472,166 | 454,742 | 2,472 | 17,424 | 590,871 | Feb. | |
| | | 3月 | 365,489 | 157,920 | 572,622 | 552,884 | 2,829 | 19,738 | 533,568 | Mar. | |
| | | 4月 | 349,184 | 105,922 | 441,376 | 424,885 | 2,352 | 16,491 | 540,343 | Apr. | |
| | | 5月 | 342,172 | 76,252 | 401,258 | 385,346 | 2,230 | 15,912 | 549,738 | May. | |
| | | 6月 | 349,226 | 81,740 | 407,437 | 391,042 | 2,200 | 16,395 | 562,760 | Jun. | |
| | | 7月 | 335,115 | 72,440 | 381,144 | 362,626 | 2,125 | 18,518 | 580,975 | Jul. | |
| | | 8月 | 302,279 | 107,306 | 384,511 | 369,940 | 2,258 | 14,571 | 598,067 | Aug. | |
| | | 9月 | 335,654 | 109,732 | 432,477 | 415,752 | 2,479 | 16,725 | 603,201 | Sep. | |
| | | 10月 | 377,451 | 103,235 | 465,594 | 448,509 | 2,510 | 17,085 | 608,158 | Oct. | |
| | | 11月 | 344,957 | 95,629 | 458,206 | 440,611 | 2,460 | 17,595 | 582,869 | Nov. | |
| | | 12月 | 347,398 | 105,208 | 438,540 | 419,021 | 2,404 | 19,519 | 588,276 | Dec. | |

革靴 Leather boots and shoes

| 年 月 | | | 婦人用・子供用革靴 (2) Women's and children's leather boots and shoes | | | | | | 単位: 足 Unit: Pair | | Year and Month |
|-----|----|--------|---|-----------------------------|------------|----------------------------|--------------------------------|---------------|-------------------------------|-----------|----------------|
| | | | 生産数量 Production Quantity | 受入数量 Receipt Quantity | 計 Total | 出荷数量 Shipments Quantity | | | 在庫数量 Inventory Quantity | | |
| | | | | | | 販 売 Sales | | その他 Others | | | |
| | | | | | | 数量 Quantity | 金額(百万円) Value (Million yen) | | | | |
| 平成 | 20 | 年 | 10,370,116 | 3,366,578 | 13,655,198 | 12,737,713 | 71,070 | 917,485 | 970,275 | C.Y. 2008 | |
| | 21 | | 8,129,442 | 3,399,604 | 11,516,952 | 10,646,227 | 57,480 | 870,725 | 772,814 | C.Y. 2009 | |
| | 22 | | 7,523,809 | 3,118,011 | 10,658,179 | 9,826,231 | 53,124 | 831,948 | 704,984 | C.Y. 2010 | |
| | 23 | | 7,253,369 | 3,052,169 | 10,303,352 | 9,520,231 | 52,152 | 783,121 | 786,090 | C.Y. 2011 | |
| | 24 | | 6,794,817 | 2,804,689 | 9,595,858 | 8,816,540 | 48,210 | 779,318 | 741,838 | C.Y. 2012 | |
| 平成 | 22 | 年度 | 7,376,787 | 3,021,548 | 10,400,748 | 9,596,976 | 52,331 | 803,772 | 517,152 | F.Y. 2010 | |
| | 23 | | 7,134,414 | 3,034,477 | 10,175,149 | 9,397,567 | 51,492 | 777,582 | 507,168 | F.Y. 2011 | |
| 24 | 年 | 1~3月 | 1,772,237 | 1,009,609 | 2,995,864 | 2,789,827 | 13,049 | 206,037 | 507,168 | Q1 2012 | |
| | | 4~6月 | 1,711,343 | 533,769 | 2,173,305 | 1,989,522 | 10,805 | 183,783 | 581,123 | Q2 | |
| | | 7~9月 | 1,712,454 | 662,810 | 2,345,676 | 2,150,736 | 13,146 | 194,940 | 618,612 | Q3 | |
| | | 10~12月 | 1,598,783 | 598,501 | 2,081,013 | 1,886,455 | 11,209 | 194,558 | 741,838 | Q4 | |
| 24 | 年 | 1月 | 550,695 | 321,357 | 867,282 | 804,395 | 3,789 | 62,887 | 805,284 | Jan. 2012 | |
| | | 2月 | 608,379 | 323,979 | 984,532 | 917,270 | 4,439 | 67,262 | 679,373 | Feb. | |
| | | 3月 | 613,163 | 364,273 | 1,144,050 | 1,068,162 | 4,822 | 75,888 | 507,168 | Mar. | |
| | | 4月 | 623,370 | 236,654 | 881,623 | 815,636 | 4,394 | 65,987 | 490,020 | Apr. | |
| | | 5月 | 563,030 | 166,592 | 680,583 | 619,048 | 3,390 | 61,535 | 539,105 | May. | |
| | | 6月 | 524,943 | 130,523 | 611,099 | 554,838 | 3,020 | 56,261 | 581,123 | Jun. | |
| | | 7月 | 579,320 | 194,835 | 696,832 | 632,275 | 3,544 | 64,557 | 653,935 | Jul. | |
| | | 8月 | 567,657 | 271,609 | 861,586 | 799,300 | 4,824 | 62,286 | 636,036 | Aug. | |
| | | 9月 | 565,477 | 196,366 | 787,258 | 719,161 | 4,779 | 68,097 | 618,612 | Sep. | |
| | | 10月 | 589,929 | 224,938 | 797,482 | 726,328 | 4,591 | 71,154 | 640,326 | Oct. | |
| | | 11月 | 515,452 | 185,134 | 649,763 | 587,206 | 3,498 | 62,557 | 694,858 | Nov. | |
| | | 12月 | 493,402 | 188,429 | 633,768 | 572,921 | 3,121 | 60,847 | 741,838 | Dec. | |

| 年 月 | | | 運動用革靴 (3) Leather boots and shoes for sports exclusively | | | | | | 単位: 足 Unit: Pair | | Year and Month |
|-----|----|--------|---|-----------------------------|------------|----------------------------|--------------------------------|---------------|-------------------------------|-----------|----------------|
| | | | 生産数量 Production Quantity | 受入数量 Receipt Quantity | 計 Total | 出荷数量 Shipments Quantity | | | 在庫数量 Inventory Quantity | | |
| | | | | | | 販 売 Sales | | その他 Others | | | |
| | | | | | | 数量 Quantity | 金額(百万円) Value (Million yen) | | | | |
| 平成 | 20 | 年 | 342,116 | 326,936 | 665,638 | 665,637 | 2,531 | 1 | 20,784 | C.Y. 2008 | |
| | 21 | | 234,573 | X | X | X | X | X | X | C.Y. 2009 | |
| | 22 | | 174,413 | X | X | X | X | X | X | C.Y. 2010 | |
| | 23 | | 207,178 | - | 208,791 | 207,225 | 1,102 | 1,566 | 5,239 | C.Y. 2011 | |
| | 24 | | 280,056 | - | 278,961 | 277,159 | 1,366 | 1,802 | 12,225 | C.Y. 2012 | |
| 平成 | 22 | 年度 | 175,129 | X | X | X | X | X | X | F.Y. 2010 | |
| | 23 | | 224,164 | - | 224,640 | 222,991 | 1,172 | 1,649 | 4,248 | F.Y. 2011 | |
| 24 | 年 | 1~3月 | 69,299 | - | 70,290 | 69,920 | 354 | 370 | 4,248 | Q1 2012 | |
| | | 4~6月 | 71,548 | - | 72,320 | 71,887 | 335 | 433 | 3,475 | Q2 | |
| | | 7~9月 | 69,533 | - | 72,002 | 71,356 | 343 | 646 | 1,078 | Q3 | |
| | | 10~12月 | 69,676 | - | 64,349 | 63,996 | 334 | 353 | 12,225 | Q4 | |
| 24 | 年 | 1月 | 15,399 | - | 12,478 | 12,342 | 74 | 136 | 8,160 | Jan. 2012 | |
| | | 2月 | 27,783 | - | 30,395 | 30,291 | 143 | 104 | 5,548 | Feb. | |
| | | 3月 | 26,117 | - | 27,417 | 27,287 | 137 | 130 | 4,248 | Mar. | |
| | | 4月 | 22,958 | - | 21,685 | 21,604 | 104 | 81 | 5,521 | Apr. | |
| | | 5月 | 24,376 | - | 26,785 | 26,662 | 105 | 123 | 3,111 | May. | |
| | | 6月 | 24,214 | - | 23,850 | 23,621 | 127 | 229 | 3,475 | Jun. | |
| | | 7月 | 25,764 | - | 24,331 | 24,210 | 121 | 121 | 4,980 | Jul. | |
| | | 8月 | 21,850 | - | 22,207 | 21,923 | 108 | 284 | 4,623 | Aug. | |
| | | 9月 | 21,919 | - | 25,464 | 25,223 | 113 | 241 | 1,078 | Sep. | |
| | | 10月 | 26,295 | - | 26,143 | 25,922 | 127 | 221 | 7,102 | Oct. | |
| | | 11月 | 20,710 | - | 21,539 | 21,509 | 119 | 30 | 6,273 | Nov. | |
| | | 12月 | 22,671 | - | 16,667 | 16,565 | 88 | 102 | 12,225 | Dec. | |

注:平成23年から「運動用革靴」及び「その他の革靴」を統合

革靴 Leather boots and shoes

| 年 月 | | | 作業用革靴 (4) Work leather boots and shoes | | | | | | 単位: 足 Unit: Pair | | Year and Month |
|-----|----|--------|---|-----------------------------|-------------------------------|----------------|--------------------------------|---------------|-------------------------------|-----------|----------------|
| | | | 生産数量 Production Quantity | 受入数量 Receipt Quantity | 出 荷 数 量 Shipments Quantity | | | | 在庫数量 Inventory Quantity | | |
| | | | | | 計 Total | 販 売 Sales | | その他 Others | | | |
| | | | | | | 数量 Quantity | 金額(百万円) Value (Million yen) | | | | |
| 平成 | 20 | 年 | 5,350,990 | 50 | 5,389,387 | 5,389,364 | 15,143 | 23 | 300,674 | C.Y. 2008 | |
| | 21 | | 4,090,289 | X | X | X | X | X | X | C.Y. 2009 | |
| | 22 | | 4,732,758 | X | X | X | X | X | X | C.Y. 2010 | |
| | 23 | | 4,726,341 | - | 4,696,592 | 4,694,974 | 14,241 | 1,618 | 219,061 | C.Y. 2011 | |
| | 24 | | 4,988,119 | - | 4,941,420 | 4,934,230 | 15,437 | 7,190 | 255,811 | C.Y. 2012 | |
| 平成 | 22 | 年度 | 4,790,700 | X | X | X | X | X | X | F.Y. 2010 | |
| | 23 | | 4,838,204 | - | 4,809,025 | 4,805,481 | 15,235 | 3,544 | 190,979 | F.Y. 2011 | |
| 24 | 年 | 1~3月 | 1,249,034 | - | 1,274,617 | 1,272,691 | 4,398 | 1,926 | 190,979 | Q1 2012 | |
| | | 4~6月 | 1,293,908 | - | 1,286,133 | 1,282,935 | 3,764 | 3,198 | 196,294 | Q2 | |
| | | 7~9月 | 1,259,539 | - | 1,192,832 | 1,191,526 | 3,533 | 1,306 | 260,481 | Q3 | |
| | | 10~12月 | 1,185,638 | - | 1,187,838 | 1,187,078 | 3,742 | 760 | 255,811 | Q4 | |
| 24 | 年 | 1月 | 376,288 | - | 335,100 | 334,585 | 1,027 | 515 | 259,415 | Jan. 2012 | |
| | | 2月 | 441,978 | - | 443,555 | 442,669 | 1,524 | 886 | 257,008 | Feb. | |
| | | 3月 | 430,768 | - | 495,962 | 495,437 | 1,847 | 525 | 190,979 | Mar. | |
| | | 4月 | 459,308 | - | 459,526 | 458,266 | 1,356 | 1,260 | 189,931 | Apr. | |
| | | 5月 | 384,653 | - | 385,111 | 384,431 | 1,128 | 680 | 188,643 | May. | |
| | | 6月 | 449,947 | - | 441,496 | 440,238 | 1,279 | 1,258 | 196,294 | Jun. | |
| | | 7月 | 434,089 | - | 398,256 | 397,896 | 1,155 | 360 | 231,257 | Jul. | |
| | | 8月 | 392,289 | - | 366,560 | 365,984 | 1,047 | 576 | 256,156 | Aug. | |
| | | 9月 | 433,161 | - | 428,016 | 427,646 | 1,332 | 370 | 260,481 | Sep. | |
| | | 10月 | 399,759 | - | 415,114 | 414,934 | 1,279 | 180 | 244,306 | Oct. | |
| | | 11月 | 411,917 | - | 411,032 | 410,852 | 1,369 | 180 | 244,361 | Nov. | |
| | | 12月 | 373,962 | - | 361,692 | 361,292 | 1,094 | 400 | 255,811 | Dec. | |

製 革 Leather

| 年 月 | | | 製 革 合 計 (1)~(3) | | | | | | | | |
|-----------|--------------|--------------------------|-----------------|-----------|------------------------------|--------------------------------|------------------------|--------|---------|---------|-------|
| | | | 生 産 | | 受 入 | 合 計 | 出 荷 | | | | |
| | | | Production | | (製 品) 枚 数 | Total | 販 売 計 Sales Total | | | | |
| | | | 枚 数 (丸革換算) | 原皮換算 | (丸革換算) Receipt (Products) | 枚 数 (丸革換算) | 枚 数 (丸革換算) | 原皮換算 | 面積 | 金 額 | |
| n (※1) | 重量 t (※2) | Number of sheets (※1) | n (※1) | n (※1) | 重量 t (※2) | Area (1000dm ²) | Value (Million Yen) | | | | |
| 平成 | 20 | 年 | 3,114,909 | 51,417 | 33,131 | 3,036,065 | 3,034,486 | 50,071 | ... | 53,628 | |
| | | | 2,197,376 | 35,509 | 4,844 | 2,074,799 | 2,074,163 | 33,317 | ... | 31,715 | |
| | | | 2,004,553 | 31,811 | 6,141 | 2,015,124 | 2,014,246 | 31,872 | ... | 38,117 | |
| | | | 1,865,199 | 32,435 | 8,061 | 1,911,794 | 1,911,734 | 32,879 | 652,090 | 35,496 | |
| | | 24 | 1,887,280 | 34,126 | 10,375 | 1,956,049 | 1,955,512 | 33,437 | 645,472 | 35,412 | |
| 平成 | 22 | 年度 | 1,962,802 | 31,420 | 4,636 | 1,992,683 | 1,991,926 | 31,936 | ... | 38,357 | |
| | | | 1,895,349 | 33,813 | 9,588 | 1,918,167 | 1,918,025 | 33,556 | 658,633 | 35,565 | |
| 24 | 年 | 1~3月 | 466,307 | 8,723 | 2,591 | 453,454 | 453,357 | 8,413 | 163,687 | 9,254 | |
| | | | 520,318 | 9,314 | 3,787 | 530,413 | 530,168 | 9,128 | 175,343 | 9,136 | |
| | | | 491,997 | 8,973 | 1,820 | 488,059 | 487,981 | 8,843 | 164,991 | 8,999 | |
| | | | 408,658 | 7,116 | 2,177 | 484,123 | 484,006 | 7,052 | 141,451 | 8,023 | |
| 24 | 年 | 1月 | 149,529 | 2,819 | 730 | 149,209 | 149,175 | 2,770 | 53,972 | 2,882 | |
| | | | 161,890 | 3,038 | 973 | 155,635 | 155,625 | 2,884 | 56,186 | 3,596 | |
| | | | 154,888 | 2,866 | 888 | 148,610 | 148,557 | 2,760 | 53,529 | 2,776 | |
| | | | 174,596 | 3,180 | 1,278 | 170,341 | 170,256 | 3,061 | 58,634 | 3,409 | |
| | | | 163,162 | 2,821 | 1,231 | 172,166 | 172,081 | 2,827 | 52,849 | 2,572 | |
| | | | 182,560 | 3,313 | 1,278 | 187,906 | 187,831 | 3,240 | 63,860 | 3,155 | |
| | | | 176,908 | 3,254 | 759 | 175,734 | 175,691 | 3,147 | 59,592 | 2,988 | |
| | | | 154,723 | 2,761 | 581 | 153,480 | 153,464 | 2,744 | 49,663 | 2,581 | |
| | | | 160,366 | 2,958 | 480 | 158,845 | 158,826 | 2,952 | 55,736 | 3,430 | |
| | | | 147,729 | 2,582 | 575 | 146,449 | 146,428 | 2,531 | 46,925 | 2,736 | |
| | | | 142,972 | 2,430 | 786 | 135,759 | 135,673 | 2,404 | 46,156 | 2,643 | |
| | | | | | 12月 | 117,957 | 2,104 | 816 | 201,915 | 201,905 | 2,117 |

| 年 月 | | | 牛 ク ロ ム 甲 革 計 (1)~(2) | | | | | | | | |
|-----------|--------------|--------------------------|-----------------------|-----------|------------------------------|--------------------------------|------------------------|--------|---------|--------|-------|
| | | | 生 産 | | 受 入 | 合 計 | 出 荷 | | | | |
| | | | Production | | (製 品) 枚 数 | Total | 販 売 計 Sales Total | | | | |
| | | | 枚 数 (丸革換算) | 原皮換算 | (丸革換算) Receipt (Products) | 枚 数 (丸革換算) | 枚 数 (丸革換算) | 原皮換算 | 面積 | 金 額 | |
| n (※1) | 重量 t (※2) | Number of sheets (※1) | n (※1) | n (※1) | 重量 t (※2) | Area (1000dm ²) | Value (Million Yen) | | | | |
| 平成 | 20 | 年 | 1,959,631 | 44,041 | 15,109 | 1,913,923 | 1,912,344 | 42,936 | 793,545 | 49,692 | |
| | | | 1,333,813 | 30,429 | 4,797 | 1,245,868 | 1,245,232 | 28,389 | 535,122 | 28,821 | |
| | | | 1,167,538 | 26,791 | 4,717 | 1,164,157 | 1,163,460 | 26,778 | 506,230 | 34,932 | |
| | | | 1,283,482 | 29,595 | 8,061 | 1,287,411 | 1,287,351 | 29,749 | 570,178 | 33,795 | |
| | | 24 | 1,324,779 | 31,171 | 10,375 | 1,295,804 | 1,295,267 | 30,428 | 560,140 | 33,676 | |
| 平成 | 22 | 年度 | 1,179,932 | 26,916 | 4,236 | 1,187,132 | 1,186,496 | 27,203 | 525,900 | 35,480 | |
| | | | 1,328,748 | 30,969 | 9,588 | 1,312,590 | 1,312,448 | 30,581 | 576,882 | 33,943 | |
| 24 | 年 | 1~3月 | 339,368 | 8,057 | 2,591 | 328,886 | 328,789 | 7,785 | 146,104 | 8,895 | |
| | | | 360,610 | 8,499 | 3,787 | 350,996 | 350,751 | 8,245 | 150,827 | 8,671 | |
| | | | 351,461 | 8,257 | 1,820 | 344,870 | 344,792 | 8,108 | 145,260 | 8,617 | |
| | | | 273,340 | 6,358 | 2,177 | 271,052 | 270,935 | 6,290 | 117,949 | 7,493 | |
| 24 | 年 | 1月 | 110,363 | 2,610 | 730 | 107,923 | 107,889 | 2,556 | 47,604 | 2,766 | |
| | | | 117,196 | 2,798 | 973 | 111,805 | 111,795 | 2,659 | 50,254 | 3,471 | |
| | | | 111,809 | 2,648 | 888 | 109,158 | 109,105 | 2,570 | 48,246 | 2,658 | |
| | | | 122,970 | 2,908 | 1,278 | 118,097 | 118,012 | 2,786 | 51,199 | 3,268 | |
| | | | 109,088 | 2,556 | 1,231 | 108,141 | 108,056 | 2,527 | 44,465 | 2,415 | |
| | | | 128,552 | 3,035 | 1,278 | 124,758 | 124,683 | 2,932 | 55,163 | 2,988 | |
| | | | 127,138 | 2,999 | 759 | 121,247 | 121,204 | 2,866 | 52,033 | 2,847 | |
| | | | 107,973 | 2,526 | 581 | 107,670 | 107,654 | 2,516 | 43,482 | 2,460 | |
| | | | 116,350 | 2,732 | 480 | 115,953 | 115,934 | 2,726 | 49,745 | 3,310 | |
| | | | 99,462 | 2,317 | 575 | 96,916 | 96,895 | 2,259 | 39,734 | 2,597 | |
| | | | 93,204 | 2,174 | 786 | 93,238 | 93,152 | 2,171 | 39,919 | 2,523 | |
| | | | | | 12月 | 80,674 | 1,867 | 816 | 80,898 | 80,888 | 1,861 |

※1: 丸革換算 (Conversion of whole hide)

※2: 原皮換算重量 (Weight of raw hide and skin)

| Leather total (1)~(3) | | | | | | | | | Year and Month |
|---------------------------|--------------------------------------|------------------------------|---------------------------------------|--------------------------------------|------------------------------|---|---------------------------|----------------------|----------------|
| Shipments | | | | | | 在庫 | | | |
| 販売業者向 For sellings | | | 革製品製造業者向 For leather manufacturers | | | その他 枚数 (丸革換算) Others n (※1) | Inventory | | |
| 枚数 (丸革換算) n (※1) | 面積 Area (1000dm ²) | 金額 Value (Million Yen) | 枚数 (丸革換算) n (※1) | 面積 Area (1000dm ²) | 金額 Value (Million Yen) | | 枚数 (丸革換算) n (※1) | 原皮換算 重量 t (※2) | |
| 1,721,773 | ... | 20,875 | 1,312,713 | ... | 32,753 | 1,579 | 555,515 | 5,703 | C.Y. 2008 |
| 1,219,907 | ... | 14,251 | 854,256 | ... | 17,464 | 636 | 601,688 | 7,360 | C.Y. 2009 |
| 1,095,673 | ... | 12,166 | 918,573 | ... | 25,951 | 878 | 317,145 | 2,822 | C.Y. 2010 |
| 826,590 | 322,855 | 11,130 | 1,085,144 | 329,235 | 24,366 | 60 | 237,690 | 2,127 | C.Y. 2011 |
| 747,938 | 282,434 | 10,734 | 1,207,574 | 363,038 | 24,678 | 537 | 143,207 | 2,160 | C.Y. 2012 |
| 1,033,124 | ... | 12,093 | 958,802 | ... | 26,264 | 757 | 297,974 | 2,398 | F.Y. 2010 |
| 807,718 | 313,092 | 10,976 | 1,110,307 | 345,541 | 24,589 | 142 | 235,802 | 2,087 | F.Y. 2011 |
| 179,189 | 70,509 | 2,583 | 274,168 | 93,178 | 6,671 | 97 | 235,802 | 2,087 | Q1 2012 |
| 195,924 | 72,780 | 2,760 | 334,244 | 102,563 | 6,376 | 245 | 220,918 | 2,127 | Q2 |
| 196,606 | 71,602 | 2,878 | 291,375 | 93,389 | 6,121 | 78 | 220,682 | 2,155 | Q3 |
| 176,219 | 67,543 | 2,513 | 307,787 | 73,908 | 5,510 | 117 | 143,207 | 2,160 | Q4 |
| 58,565 | 23,804 | 831 | 90,610 | 30,168 | 2,051 | 34 | 227,498 | 1,941 | Jan. 2012 |
| 62,065 | 23,854 | 885 | 93,560 | 32,332 | 2,711 | 10 | 231,793 | 2,044 | Feb. |
| 58,559 | 22,851 | 867 | 89,998 | 30,678 | 1,909 | 53 | 235,802 | 2,087 | Mar. |
| 62,915 | 23,298 | 868 | 107,341 | 35,336 | 2,541 | 85 | 237,080 | 2,123 | Apr. |
| 63,793 | 23,589 | 907 | 108,288 | 29,260 | 1,665 | 85 | 227,325 | 2,092 | May. |
| 69,216 | 25,893 | 985 | 118,615 | 37,967 | 2,170 | 75 | 220,918 | 2,127 | Jun. |
| 70,460 | 25,050 | 957 | 105,231 | 34,542 | 2,031 | 43 | 221,182 | 2,212 | Jul. |
| 64,329 | 23,328 | 990 | 89,135 | 26,335 | 1,591 | 16 | 220,959 | 2,193 | Aug. |
| 61,817 | 23,224 | 931 | 97,009 | 32,512 | 2,499 | 19 | 220,682 | 2,155 | Sep. |
| 60,627 | 22,612 | 862 | 85,801 | 24,313 | 1,874 | 21 | 221,293 | 2,190 | Oct. |
| 60,904 | 23,698 | 889 | 74,769 | 22,458 | 1,754 | 86 | 227,293 | 2,181 | Nov. |
| 54,688 | 21,233 | 762 | 147,217 | 27,137 | 1,882 | 10 | 143,207 | 2,160 | Dec. |

| Cattle total (1)~(2) | | | | | | | | | Year and Month |
|---------------------------|--------------------------------------|------------------------------|---------------------------------------|--------------------------------------|------------------------------|---|---------------------------|----------------------|----------------|
| Shipments | | | | | | 在庫 | | | |
| 販売業者向 For sellings | | | 革製品製造業者向 For leather manufacturers | | | その他 枚数 (丸革換算) Others n (※1) | Inventory | | |
| 枚数 (丸革換算) n (※1) | 面積 Area (1000dm ²) | 金額 Value (Million Yen) | 枚数 (丸革換算) n (※1) | 面積 Area (1000dm ²) | 金額 Value (Million Yen) | | 枚数 (丸革換算) n (※1) | 原皮換算 重量 t (※2) | |
| 1,114,424 | 468,899 | 18,227 | 797,920 | 324,646 | 31,465 | 1,579 | 203,707 | 4,002 | C.Y. 2008 |
| 737,317 | 319,719 | 12,222 | 507,915 | 215,403 | 16,599 | 636 | 246,869 | 5,521 | C.Y. 2009 |
| 616,677 | 273,253 | 9,886 | 546,783 | 232,977 | 25,046 | 697 | 86,534 | 1,886 | C.Y. 2010 |
| 622,704 | 286,429 | 10,392 | 664,647 | 283,749 | 23,403 | 60 | 79,714 | 1,703 | C.Y. 2011 |
| 577,134 | 247,012 | 10,042 | 718,133 | 313,128 | 23,634 | 537 | 83,050 | 1,791 | C.Y. 2012 |
| 619,023 | 284,085 | 10,182 | 567,473 | 241,815 | 25,298 | 636 | 83,664 | 1,811 | F.Y. 2010 |
| 617,366 | 276,633 | 10,276 | 695,082 | 300,249 | 23,667 | 142 | 75,527 | 1,625 | F.Y. 2011 |
| 141,504 | 62,051 | 2,422 | 187,285 | 84,053 | 6,473 | 97 | 75,527 | 1,625 | Q1 2012 |
| 148,792 | 63,478 | 2,580 | 201,959 | 87,349 | 6,091 | 245 | 80,352 | 1,734 | Q2 |
| 149,532 | 62,407 | 2,701 | 195,260 | 82,853 | 5,916 | 78 | 82,769 | 1,781 | Q3 |
| 137,306 | 59,076 | 2,339 | 133,629 | 58,873 | 5,154 | 117 | 83,050 | 1,791 | Q4 |
| 45,564 | 20,601 | 780 | 62,325 | 27,003 | 1,986 | 34 | 71,642 | 1,521 | Jan. 2012 |
| 48,189 | 21,001 | 828 | 63,606 | 29,253 | 2,643 | 10 | 75,145 | 1,610 | Feb. |
| 47,751 | 20,449 | 814 | 61,354 | 27,797 | 1,844 | 53 | 75,527 | 1,625 | Mar. |
| 47,314 | 20,159 | 806 | 70,698 | 31,040 | 2,462 | 85 | 77,423 | 1,664 | Apr. |
| 48,666 | 20,626 | 851 | 59,390 | 23,839 | 1,564 | 85 | 77,619 | 1,669 | May. |
| 52,812 | 22,693 | 923 | 71,871 | 32,470 | 2,065 | 75 | 80,352 | 1,734 | Jun. |
| 51,188 | 21,456 | 892 | 70,016 | 30,577 | 1,955 | 43 | 85,333 | 1,844 | Jul. |
| 50,518 | 20,590 | 937 | 57,136 | 22,892 | 1,523 | 16 | 84,170 | 1,819 | Aug. |
| 47,826 | 20,361 | 872 | 68,108 | 29,384 | 2,438 | 19 | 82,769 | 1,781 | Sep. |
| 46,700 | 19,668 | 802 | 50,195 | 20,066 | 1,795 | 21 | 84,646 | 1,824 | Oct. |
| 48,687 | 20,968 | 833 | 44,465 | 18,951 | 1,690 | 86 | 83,402 | 1,792 | Nov. |
| 41,919 | 18,440 | 704 | 38,969 | 19,856 | 1,669 | 10 | 83,050 | 1,791 | Dec. |

製 革 Leather

| 年 月 | | | 成 牛 ク ロ ム 甲 革 (1) | | | | | | | |
|-----------|--------------|--------------------------|-------------------|-----------|------------------------------|--------------------------------|------------------------|--------|---------|--------|
| | | | 生 産 | | 受 入 | 合 計 | 出 荷 | | | |
| | | | Production | | (製 品 枚 数) | Total | 販 売 計 | | | |
| | | | 枚 数 (丸革換算) | 原皮換算 | (丸革換算) Receipt (Products) | 枚 数 (丸革換算) | 枚 数 (丸革換算) | 原皮換算 | 面積 | 金 額 |
| n (※1) | 重量 t (※2) | Number of sheets (※1) | n (※1) | n (※1) | 重量 t (※2) | Area (1000dm ²) | Value (Million Yen) | | | |
| 平成 | 20 | 年 | 1,712,160 | 42,804 | 7,579 | 1,669,555 | 1,668,726 | 41,718 | 735,429 | 46,434 |
| | 21 | | 1,188,006 | 29,700 | 3,727 | 1,108,495 | 1,108,155 | 27,704 | 498,571 | 26,806 |
| | 22 | | 1,047,644 | 26,191 | 4,044 | 1,048,692 | 1,048,039 | 26,201 | 477,173 | 33,275 |
| | 23 | | 1,158,860 | 28,972 | 3,595 | 1,165,660 | 1,165,600 | 29,140 | 538,565 | 32,102 |
| | 24 | | 1,227,350 | 30,684 | 7,967 | 1,198,123 | 1,197,586 | 29,940 | 537,569 | 32,325 |
| 平成 | 22 | 年度 | 1,050,797 | 26,270 | 3,555 | 1,064,142 | 1,063,521 | 26,588 | 494,836 | 33,730 |
| | 23 | | 1,216,247 | 30,406 | 4,700 | 1,201,095 | 1,200,953 | 30,024 | 548,283 | 32,388 |
| 24 | 年 | 1~3月 | 317,983 | 7,950 | 1,870 | 307,133 | 307,036 | 7,676 | 140,837 | 8,586 |
| | | 4~6月 | 334,807 | 8,370 | 2,590 | 324,794 | 324,549 | 8,114 | 144,764 | 8,308 |
| | | 7~9月 | 324,998 | 8,125 | 1,792 | 319,295 | 319,217 | 7,980 | 139,603 | 8,275 |
| | | 10~12月 | 249,562 | 6,239 | 1,715 | 246,901 | 246,784 | 6,170 | 112,365 | 7,156 |
| 24 | 年 | 1月 | 102,914 | 2,573 | 580 | 100,861 | 100,827 | 2,521 | 45,695 | 2,663 |
| | | 2月 | 110,620 | 2,766 | 730 | 104,991 | 104,981 | 2,625 | 48,678 | 3,373 |
| | | 3月 | 104,449 | 2,611 | 560 | 101,281 | 101,228 | 2,531 | 46,464 | 2,550 |
| | | 4月 | 114,671 | 2,867 | 880 | 109,888 | 109,803 | 2,745 | 49,245 | 3,152 |
| | | 5月 | 100,520 | 2,513 | 980 | 99,411 | 99,326 | 2,483 | 42,477 | 2,297 |
| | | 6月 | 119,616 | 2,990 | 730 | 115,495 | 115,420 | 2,886 | 53,042 | 2,859 |
| | | 7月 | 118,156 | 2,954 | 731 | 113,062 | 113,019 | 2,825 | 50,246 | 2,737 |
| | | 8月 | 99,329 | 2,483 | 581 | 98,892 | 98,876 | 2,472 | 41,609 | 2,344 |
| | | 9月 | 107,513 | 2,688 | 480 | 107,341 | 107,322 | 2,683 | 47,748 | 3,194 |
| | | 10月 | 91,009 | 2,275 | 575 | 88,750 | 88,729 | 2,218 | 37,792 | 2,482 |
| | | 11月 | 85,382 | 2,135 | 570 | 85,324 | 85,238 | 2,131 | 38,105 | 2,414 |
| | | 12月 | 73,171 | 1,829 | 570 | 72,827 | 72,817 | 1,820 | 36,468 | 2,260 |

| 年 月 | | | 小・中 牛 ク ロ ム 甲 革 (2) | | | | | | | |
|-----------|--------------|--------------------------|---------------------|-----------|------------------------------|--------------------------------|------------------------|-------|--------|-------|
| | | | 生 産 | | 受 入 | 合 計 | 出 荷 | | | |
| | | | Production | | (製 品 枚 数) | Total | 販 売 計 | | | |
| | | | 枚 数 (丸革換算) | 原皮換算 | (丸革換算) Receipt (Products) | 枚 数 (丸革換算) | 枚 数 (丸革換算) | 原皮換算 | 面積 | 金 額 |
| n (※1) | 重量 t (※2) | Number of sheets (※1) | n (※1) | n (※1) | 重量 t (※2) | Area (1000dm ²) | Value (Million Yen) | | | |
| 平成 | 20 | 年 | 247,471 | 1,237 | 7,530 | 244,368 | 243,618 | 1,218 | 58,116 | 3,258 |
| | 21 | | 145,807 | 729 | 1,070 | 137,373 | 137,077 | 685 | 36,551 | 2,015 |
| | 22 | | 119,894 | 599 | 673 | 115,465 | 115,421 | 577 | 29,057 | 1,657 |
| | 23 | | 124,622 | 623 | 4,466 | 121,751 | 121,751 | 609 | 31,613 | 1,693 |
| | 24 | | 97,429 | 487 | 2,408 | 97,681 | 97,681 | 488 | 22,571 | 1,351 |
| 平成 | 22 | 年度 | 129,135 | 646 | 681 | 122,990 | 122,975 | 615 | 31,064 | 1,750 |
| | 23 | | 112,501 | 563 | 4,888 | 111,495 | 111,495 | 557 | 28,599 | 1,555 |
| 24 | 年 | 1~3月 | 21,385 | 107 | 721 | 21,753 | 21,753 | 109 | 5,267 | 309 |
| | | 4~6月 | 25,803 | 129 | 1,197 | 26,202 | 26,202 | 131 | 6,063 | 363 |
| | | 7~9月 | 26,463 | 132 | 28 | 25,575 | 25,575 | 128 | 5,657 | 342 |
| | | 10~12月 | 23,778 | 119 | 462 | 24,151 | 24,151 | 121 | 5,584 | 337 |
| 24 | 年 | 1月 | 7,449 | 37 | 150 | 7,062 | 7,062 | 35 | 1,909 | 103 |
| | | 2月 | 6,576 | 33 | 243 | 6,814 | 6,814 | 34 | 1,576 | 98 |
| | | 3月 | 7,360 | 37 | 328 | 7,877 | 7,877 | 39 | 1,782 | 108 |
| | | 4月 | 8,299 | 41 | 398 | 8,209 | 8,209 | 41 | 1,954 | 116 |
| | | 5月 | 8,568 | 43 | 251 | 8,730 | 8,730 | 44 | 1,988 | 118 |
| | | 6月 | 8,936 | 45 | 548 | 9,263 | 9,263 | 46 | 2,121 | 129 |
| | | 7月 | 8,982 | 45 | 28 | 8,185 | 8,185 | 41 | 1,787 | 110 |
| | | 8月 | 8,644 | 43 | - | 8,778 | 8,778 | 44 | 1,873 | 116 |
| | | 9月 | 8,837 | 44 | - | 8,612 | 8,612 | 43 | 1,997 | 116 |
| | | 10月 | 8,453 | 42 | - | 8,166 | 8,166 | 41 | 1,942 | 115 |
| | | 11月 | 7,822 | 39 | 216 | 7,914 | 7,914 | 40 | 1,814 | 109 |
| | | 12月 | 7,503 | 38 | 246 | 8,071 | 8,071 | 40 | 1,828 | 113 |

※1: 丸革換算 (Conversion of whole hide)

※2: 原皮換算重量 (Weight of raw hide and skin)

| Cattle hide (1) | | | | | | | | | Year and Month |
|---------------------------|--------------------------------------|---------------------------------------|---------------------------------------|--------------------------------------|---------------------------------------|---|---------------------------|----------------------|----------------|
| Shipments | | | | | | 在庫 | | | |
| 販売業者向 For sellings | | | 革製品製造業者向 For leather manufacturers | | | その他 枚数 (丸革換算) Others n (※1) | Inventory | | |
| 枚数 (丸革換算) n (※1) | 面積 Area (1000dm ²) | 金額 (百万円) Value (Million Yen) | 枚数 (丸革換算) n (※1) | 面積 Area (1000dm ²) | 金額 (百万円) Value (Million Yen) | | 枚数 (丸革換算) n (※1) | 原皮換算 重量 t (※2) | |
| 902,980 | 419,381 | 15,455 | 765,746 | 316,048 | 30,979 | 829 | 149,166 | 3,729 | C.Y. 2008 |
| 631,753 | 292,013 | 10,676 | 476,402 | 206,558 | 16,130 | 340 | 214,321 | 5,358 | C.Y. 2009 |
| 539,427 | 254,691 | 8,802 | 508,612 | 222,482 | 24,473 | 653 | 72,647 | 1,816 | C.Y. 2010 |
| 541,352 | 265,605 | 9,284 | 624,248 | 272,960 | 22,818 | 60 | 65,198 | 1,630 | C.Y. 2011 |
| 501,401 | 229,676 | 9,006 | 696,185 | 307,893 | 23,319 | 537 | 68,770 | 1,719 | C.Y. 2012 |
| 537,504 | 264,458 | 9,049 | 526,017 | 230,378 | 24,681 | 621 | 69,658 | 1,741 | F.Y. 2010 |
| 539,638 | 256,778 | 9,215 | 661,315 | 291,505 | 23,173 | 142 | 62,375 | 1,559 | F.Y. 2011 |
| 123,698 | 57,673 | 2,170 | 183,338 | 83,164 | 6,416 | 97 | 62,375 | 1,559 | Q1 2012 |
| 128,700 | 58,875 | 2,305 | 195,849 | 85,889 | 6,003 | 245 | 66,627 | 1,666 | Q2 |
| 130,244 | 58,166 | 2,443 | 188,973 | 81,437 | 5,832 | 78 | 68,353 | 1,709 | Q3 |
| 118,759 | 54,962 | 2,088 | 128,025 | 57,403 | 5,068 | 117 | 68,770 | 1,719 | Q4 |
| 39,958 | 19,021 | 698 | 60,869 | 26,674 | 1,965 | 34 | 58,156 | 1,454 | Jan. 2012 |
| 42,709 | 19,735 | 749 | 62,272 | 28,943 | 2,624 | 10 | 61,729 | 1,543 | Feb. |
| 41,031 | 18,917 | 723 | 60,197 | 27,547 | 1,827 | 53 | 62,375 | 1,559 | Mar. |
| 40,854 | 18,623 | 716 | 68,949 | 30,622 | 2,436 | 85 | 63,858 | 1,596 | Apr. |
| 41,667 | 19,000 | 756 | 57,659 | 23,477 | 1,541 | 85 | 64,040 | 1,601 | May. |
| 46,179 | 21,252 | 833 | 69,241 | 31,790 | 2,026 | 75 | 66,627 | 1,666 | Jun. |
| 45,263 | 20,146 | 813 | 67,756 | 30,100 | 1,924 | 43 | 70,858 | 1,771 | Jul. |
| 43,883 | 19,211 | 853 | 54,993 | 22,398 | 1,491 | 16 | 69,904 | 1,748 | Aug. |
| 41,098 | 18,809 | 777 | 66,224 | 28,939 | 2,417 | 19 | 68,353 | 1,709 | Sep. |
| 40,294 | 18,241 | 715 | 48,435 | 19,551 | 1,767 | 21 | 70,018 | 1,750 | Oct. |
| 42,352 | 19,543 | 747 | 42,886 | 18,562 | 1,667 | 86 | 68,725 | 1,718 | Nov. |
| 36,113 | 17,178 | 626 | 36,704 | 19,290 | 1,634 | 10 | 68,770 | 1,719 | Dec. |

| Kip and calf (2) | | | | | | | | | Year and Month |
|---------------------------|--------------------------------------|---------------------------------------|---------------------------------------|--------------------------------------|---------------------------------------|---|---------------------------|----------------------|----------------|
| Shipments | | | | | | 在庫 | | | |
| 販売業者向 For sellings | | | 革製品製造業者向 For leather manufacturers | | | その他 枚数 (丸革換算) Others n (※1) | Inventory | | |
| 枚数 (丸革換算) n (※1) | 面積 Area (1000dm ²) | 金額 (百万円) Value (Million Yen) | 枚数 (丸革換算) n (※1) | 面積 Area (1000dm ²) | 金額 (百万円) Value (Million Yen) | | 枚数 (丸革換算) n (※1) | 原皮換算 重量 t (※2) | |
| 211,444 | 49,518 | 2,772 | 32,174 | 8,598 | 486 | 750 | 54,541 | 273 | C.Y. 2008 |
| 105,564 | 27,706 | 1,546 | 31,513 | 8,845 | 469 | 296 | 32,548 | 163 | C.Y. 2009 |
| 77,250 | 18,562 | 1,084 | 38,171 | 10,495 | 573 | 44 | 13,887 | 69 | C.Y. 2010 |
| 81,352 | 20,824 | 1,108 | 40,399 | 10,789 | 585 | - | 14,516 | 73 | C.Y. 2011 |
| 75,733 | 17,336 | 1,036 | 21,948 | 5,235 | 315 | - | 14,280 | 71 | C.Y. 2012 |
| 81,519 | 19,627 | 1,133 | 41,456 | 11,437 | 617 | 15 | 14,006 | 70 | F.Y. 2010 |
| 77,728 | 19,855 | 1,061 | 33,767 | 8,744 | 494 | - | 13,152 | 66 | F.Y. 2011 |
| 17,806 | 4,378 | 252 | 3,947 | 889 | 57 | - | 13,152 | 66 | Q1 2012 |
| 20,092 | 4,603 | 275 | 6,110 | 1,460 | 88 | - | 13,725 | 69 | Q2 |
| 19,288 | 4,241 | 258 | 6,287 | 1,416 | 84 | - | 14,416 | 72 | Q3 |
| 18,547 | 4,114 | 251 | 5,604 | 1,470 | 86 | - | 14,280 | 71 | Q4 |
| 5,606 | 1,580 | 82 | 1,456 | 329 | 21 | - | 13,486 | 67 | Jan. 2012 |
| 5,480 | 1,266 | 79 | 1,334 | 310 | 19 | - | 13,416 | 67 | Feb. |
| 6,720 | 1,532 | 91 | 1,157 | 250 | 17 | - | 13,152 | 66 | Mar. |
| 6,460 | 1,536 | 90 | 1,749 | 418 | 26 | - | 13,565 | 68 | Apr. |
| 6,999 | 1,626 | 95 | 1,731 | 362 | 23 | - | 13,579 | 68 | May. |
| 6,633 | 1,441 | 90 | 2,630 | 680 | 39 | - | 13,725 | 69 | Jun. |
| 5,925 | 1,310 | 79 | 2,260 | 477 | 31 | - | 14,475 | 72 | Jul. |
| 6,635 | 1,379 | 84 | 2,143 | 494 | 32 | - | 14,266 | 71 | Aug. |
| 6,728 | 1,552 | 95 | 1,884 | 445 | 21 | - | 14,416 | 72 | Sep. |
| 6,406 | 1,427 | 87 | 1,760 | 515 | 28 | - | 14,628 | 73 | Oct. |
| 6,335 | 1,425 | 86 | 1,579 | 389 | 23 | - | 14,677 | 73 | Nov. |
| 5,806 | 1,262 | 78 | 2,265 | 566 | 35 | - | 14,280 | 71 | Dec. |

製 革 Leather

| 年 月 | | | 豚・馬・やぎ・めん羊クロム甲革 (3) | | | | | | | |
|-----------|--------------|--|---------------------|-----------|--------------|--------------------------------|------------------------|-------|---------|-------|
| | | | 生 産 | | 受 入 | 合 計 | 出 荷 | | | |
| | | | Production | | (製 品 数) | Total | 販 売 計 | | | |
| | | | 枚 数 (丸革換算) | 原皮換算 | (丸革換算) | 枚 数 (丸革換算) | 枚 数 (丸革換算) | 原皮換算 | 面積 | 金 額 |
| n (※1) | 重量 t (※2) | Receipt (Products) Number of sheets (※1) | n (※1) | n (※1) | 重量 t (※2) | Area (1000dm ²) | Value (Million Yen) | | | |
| 平成 | 20 | 年 | 1,046,709 | 4,927 | 17,930 | 1,013,766 | 1,013,766 | 4,766 | 114,361 | 2,574 |
| | 21 | | 770,352 | 3,101 | - | 729,875 | 729,875 | 2,721 | 69,227 | 1,679 |
| | 22 | | 747,268 | 3,026 | 1,400 | 757,183 | 757,183 | 3,033 | 79,701 | 2,042 |
| | 23 | | 581,717 | 2,840 | - | 624,383 | 624,383 | 3,130 | 81,912 | 1,701 |
| | 24 | | 562,501 | 2,955 | - | 660,245 | 660,245 | 3,009 | 85,332 | 1,736 |
| 平成 | 22 | 年度 | 716,157 | 3,012 | 400 | 735,537 | 735,537 | 3,195 | 80,432 | 2,020 |
| | 23 | | 566,601 | 2,844 | - | 605,577 | 605,577 | 2,975 | 81,751 | 1,622 |
| 24 | 年 | 1~3月 | 126,939 | 667 | - | 124,568 | 124,568 | 628 | 17,583 | 359 |
| | | 4~6月 | 159,708 | 815 | - | 179,417 | 179,417 | 883 | 24,516 | 465 |
| | | 7~9月 | 140,536 | 716 | - | 143,189 | 143,189 | 735 | 19,731 | 382 |
| | | 10~12月 | 135,318 | 758 | - | 213,071 | 213,071 | 762 | 23,502 | 530 |
| 24 | 年 | 1月 | 39,166 | 209 | - | 41,286 | 41,286 | 214 | 6,368 | 116 |
| | | 2月 | 44,694 | 240 | - | 43,830 | 43,830 | 225 | 5,932 | 125 |
| | | 3月 | 43,079 | 218 | - | 39,452 | 39,452 | 190 | 5,283 | 118 |
| | | 4月 | 51,626 | 271 | - | 52,244 | 52,244 | 275 | 7,435 | 141 |
| | | 5月 | 54,074 | 265 | - | 64,025 | 64,025 | 300 | 8,384 | 157 |
| | | 6月 | 54,008 | 278 | - | 63,148 | 63,148 | 308 | 8,697 | 167 |
| | | 7月 | 49,770 | 255 | - | 54,487 | 54,487 | 280 | 7,559 | 141 |
| | | 8月 | 46,750 | 235 | - | 45,810 | 45,810 | 228 | 6,181 | 121 |
| | | 9月 | 44,016 | 226 | - | 42,892 | 42,892 | 226 | 5,991 | 120 |
| | | 10月 | 48,267 | 264 | - | 49,533 | 49,533 | 272 | 7,191 | 139 |
| | | 11月 | 49,768 | 256 | - | 42,521 | 42,521 | 234 | 6,237 | 120 |
| | | 12月 | 37,283 | 237 | - | 121,017 | 121,017 | 257 | 10,074 | 271 |

※1: 丸革換算 (Conversion of whole hide)

※2: 原皮換算重量 (Weight of raw hide and skin)

| Pig, horse, goat and sheep leather (3) | | | | | | | | | | Year and Month |
|--|--------------------------------------|---------------------------------------|---------------------------------------|--------------------------------------|---------------------------------------|---|---------------------------|----------------------|-----------|----------------|
| Shipments | | | | | | | 在庫 | | | |
| 販売業者向 For sellings | | | 革製品製造業者向 For leather manufacturers | | | その他 枚数 (丸革換算) Others n (※1) | Inventory | | | |
| 枚数 (丸革換算) n (※1) | 面積 Area (1000dm ²) | 金額 (百万円) Value (Million Yen) | 枚数 (丸革換算) n (※1) | 面積 Area (1000dm ²) | 金額 (百万円) Value (Million Yen) | | 枚数 (丸革換算) n (※1) | 原皮換算 重量 t (※2) | | |
| 522,283 | 67,475 | 1,463 | 491,483 | 46,886 | 1,111 | - | 321,005 | 1,022 | C.Y. 2008 | |
| 400,964 | 39,587 | 947 | 328,911 | 29,640 | 732 | - | 329,814 | 1,387 | C.Y. 2009 | |
| 402,255 | 45,470 | 1,248 | 354,928 | 34,231 | 794 | - | 209,539 | 553 | C.Y. 2010 | |
| 203,886 | 36,426 | 738 | 420,497 | 45,486 | 963 | - | 157,976 | 425 | C.Y. 2011 | |
| 170,804 | 35,422 | 692 | 489,441 | 49,910 | 1,044 | - | 60,157 | 370 | C.Y. 2012 | |
| 356,468 | 42,760 | 1,133 | 379,069 | 37,672 | 887 | - | 214,310 | 587 | F.Y. 2010 | |
| 190,352 | 36,459 | 700 | 415,225 | 45,292 | 922 | - | 160,275 | 462 | F.Y. 2011 | |
| 37,685 | 8,458 | 161 | 86,883 | 9,125 | 198 | - | 160,275 | 462 | Q1 2012 | |
| 47,132 | 9,302 | 180 | 132,285 | 15,214 | 285 | - | 140,566 | 393 | Q2 | |
| 47,074 | 9,195 | 177 | 96,115 | 10,536 | 205 | - | 137,913 | 374 | Q3 | |
| 38,913 | 8,467 | 174 | 174,158 | 15,035 | 356 | - | 60,157 | 370 | Q4 | |
| 13,001 | 3,203 | 51 | 28,285 | 3,165 | 65 | - | 155,856 | 420 | Jan. 2012 | |
| 13,876 | 2,853 | 57 | 29,954 | 3,079 | 68 | - | 156,648 | 433 | Feb. | |
| 10,808 | 2,402 | 53 | 28,644 | 2,881 | 65 | - | 160,275 | 462 | Mar. | |
| 15,601 | 3,139 | 62 | 36,643 | 4,296 | 79 | - | 159,657 | 458 | Apr. | |
| 15,127 | 2,963 | 56 | 48,898 | 5,421 | 101 | - | 149,706 | 423 | May. | |
| 16,404 | 3,200 | 62 | 46,744 | 5,497 | 105 | - | 140,566 | 393 | Jun. | |
| 19,272 | 3,594 | 65 | 35,215 | 3,965 | 76 | - | 135,849 | 368 | Jul. | |
| 13,811 | 2,738 | 53 | 31,999 | 3,443 | 68 | - | 136,789 | 374 | Aug. | |
| 13,991 | 2,863 | 59 | 28,901 | 3,128 | 61 | - | 137,913 | 374 | Sep. | |
| 13,927 | 2,944 | 60 | 35,606 | 4,247 | 79 | - | 136,647 | 367 | Oct. | |
| 12,217 | 2,730 | 56 | 30,304 | 3,507 | 64 | - | 143,891 | 389 | Nov. | |
| 12,769 | 2,793 | 58 | 108,248 | 7,281 | 213 | - | 60,157 | 370 | Dec. | |

(2) 製品年表 Yearly Commodities

化学繊維 Chemical fibers

| 品目 | 生産数量 | 受入数量 | 計 |
|------------------|---------------------|------------------|------------------|
| | Production Quantity | Receipt Quantity | Total |
| 化学繊維合計 | 980,114 | 123,773 | 1,108,240 |
| 長繊維計 | 455,126 | 93,281 | 548,490 |
| 短繊維計 | 524,988 | 30,492 | 559,750 |
| 再生・半合成繊維計 | 168,735 | 18,385 | 187,481 |
| 長繊維計 | 22,203 | 16,960 | 39,052 |
| 短繊維計 | 146,532 | 1,425 | 148,429 |
| 合成繊維計 | 811,379 | 105,388 | 920,759 |
| 長繊維計 | 432,923 | 76,321 | 509,438 |
| 短繊維計 | 378,456 | 29,067 | 411,321 |
| ナイロン | 98,116 | 49,454 | 146,339 |
| アクリル | 139,852 | 4,249 | 143,777 |
| ポリエステル | 318,546 | 45,537 | 367,054 |
| 長繊維 | 167,033 | 22,372 | 191,403 |
| 短繊維 | 151,513 | 23,165 | 175,651 |
| ポリエチレン | 5,991 | 21 | 5,946 |
| ポリプロピレン | 120,781 | - | 122,296 |
| 長繊維 | 70,348 | - | 70,308 |
| 短繊維 | 50,433 | - | 51,988 |
| その他の合成繊維 | 128,093 | 6,127 | 135,347 |
| 長繊維 | 91,435 | 4,474 | 95,442 |
| 短繊維 | 36,658 | 1,653 | 39,905 |

単位(Unit): t

| 出荷数量 Shipments Quantity | | 年末在庫数量 Inventory Quantity | Goods |
|----------------------------|----------------|---------------------------------|--|
| 販売 Sales | その他 Others | | |
| 783,311 | 324,929 | 93,394 | Chemical fibers total |
| 281,762 | 266,728 | 35,843 | Filament fibers total |
| 501,549 | 58,201 | 57,551 | Staple fibers total |
| 148,964 | 38,517 | 14,228 | Regenerated and semi-synthetic fibers total |
| 19,270 | 19,782 | 1,840 | Filament fibers total |
| 129,694 | 18,735 | 12,388 | Staple fibers total |
| 634,347 | 286,412 | 79,166 | Synthetic fibers total |
| 262,492 | 246,946 | 34,003 | Synthetic filament fibers total |
| 371,855 | 39,466 | 45,163 | Synthetic staple fibers total |
| 84,755 | 61,584 | 10,238 | Nylon filament fibers |
| 138,376 | 5,401 | 10,895 | Acrylic staple fibers |
| 238,105 | 128,949 | 37,422 | Polyester |
| 87,773 | 103,630 | 15,143 | Polyester filament fibers |
| 150,332 | 25,319 | 22,279 | Polyester staple fibers |
| 1,391 | 4,555 | 166 | Polyethylene filament fibers |
| 76,641 | 45,655 | 6,177 | Polypropylene |
| 25,337 | 44,971 | 1,005 | Polypropylene filament fibers |
| 51,304 | 684 | 5,172 | Polypropylene staple fibers |
| 95,079 | 40,268 | 14,268 | Other synthetic fibers |
| 63,236 | 32,206 | 7,451 | Other synthetic filament fibers |
| 31,843 | 8,062 | 6,817 | Other synthetic staple fibers |

紡績系 Spun yarn

| 品目 | 生産数量 Production Quantity | 受入数量 Receipt Quantity | 出荷数量 計 Total |
|------------------------|--------------------------------|-----------------------------|--------------------|
| 紡績系計 | 88,014 | 2,229 | 89,166 |
| (1) 綿系 (コンデンサー系を含む) | 37,636 | - | 37,560 |
| (2) 毛系 | 10,423 | 1,129 | 11,466 |
| そ毛系 | 7,392 | 239 | 7,546 |
| 紡毛系 | 3,031 | 890 | 3,920 |
| (3) 絹紡系 (さく紡系・ちゅう糸を含む) | X | X | X |
| (4) 麻系 | X | X | X |
| (5) 再生・半合成繊維系 | 6,457 | - | 6,445 |
| (6) 合成繊維紡績系 | 32,792 | 928 | 32,863 |
| アクリル系 | 9,530 | 109 | 9,522 |
| ポリエステル系 | 17,453 | 819 | 17,655 |
| その他の合成繊維系 | 5,809 | - | 5,686 |

紡績系純・混紡系別生産内訳

Spun yarn-Breakdown of production by Blended yarn with other Pure and Blended yarn

| 品目 | 計 Total | 純系 Pure yarn | 混紡系 Blended yarn | 混紡相手繊維 | | |
|-----------------|------------|--------------------|------------------------|---------------------|-------------------|-------------------|
| | | | | 綿 Cotton yarn | 毛 Wool yarn | 麻 Flax yarn |
| 綿系 (コンデンサー系を含む) | 37,636 | 32,929 | 4,707 | ... | 94 | 334 |
| 毛系計 | 10,423 | 6,483 | 3,940 | 55 | ... | 48 |
| そ毛系 | 7,392 | 4,163 | 3,229 | 31 | ... | 46 |
| 紡毛系 | 3,031 | 2,320 | 711 | 24 | ... | 2 |
| 麻系 | X | X | X | X | X | X |
| 再生・半合成繊維系 | 6,457 | 4,491 | 1,966 | 991 | 61 | 284 |
| アクリル系 | 9,530 | 3,925 | 5,605 | 1,368 | 2,410 | 62 |
| ポリエステル系 | 17,453 | 8,516 | 8,937 | 4,784 | 1,876 | 272 |

注：絹紡系及びその他合成繊維系の生産内訳の調査はしていない。

Note: With regard Spun silk yarn and Other synthetic fiber yarn not been breakdown of production surveyed.

単位(Unit): t

| Shipments Quantity | | 年末在庫数量 Inventory Quantity | Goods |
|--------------------|---------------|---------------------------------|---|
| 販売 Sales | その他 Others | | |
| 58,561 | 30,605 | 10,454 | Spun yarn total |
| 24,318 | 13,242 | 3,978 | Cotton yarn (condenser yarn included) |
| 6,718 | 4,748 | 1,261 | Worsted and woolen yarn |
| 3,834 | 3,712 | 1,011 | Worsted yarn |
| 2,884 | 1,036 | 250 | Woolen yarn |
| X | X | 7 | Spun silk yarn (spun tussah-silk yarn included) |
| X | X | 179 | Flax yarn |
| 5,257 | 1,188 | 1,096 | Regenerated and semi-synthetic fiber yarn |
| 21,565 | 11,298 | 3,933 | Synthetic fiber yarn |
| 5,408 | 4,114 | 1,197 | Acrylic yarn |
| 11,686 | 5,969 | 2,212 | Polyester yarn |
| 4,471 | 1,215 | 524 | Other synthetic fiber yarn |

単位(Unit): t

| 再生・半合成繊維 Regenerated and semi-synthetic fiber yarn | アクリル Acrylic yarn | ポリエステル Polyester yarn | その他 Others | Goods |
|---|-------------------------|-----------------------------|---------------|---|
| | | | | |
| 518 | 167 | 2,017 | 1,577 | Cotton yarn(condenser yarn included) |
| 781 | 35 | 2,475 | 546 | Worsted and woolen yarn total |
| 743 | - | 2,407 | 2 | Worsted yarn |
| 38 | 35 | 68 | 544 | Woolen yarn |
| X | X | X | X | Flax yarn |
| ... | 7 | 397 | 226 | Regenerated and semi-synthetic fiber yarn |
| 1,382 | ... | 169 | 214 | Acrylic yarn |
| 1,693 | 228 | ... | 84 | Polyester yarn |

織物 Woven fabrics

| 品目 | 生産数量 | 綿スフ織物業 | 毛織物業 | 絹人絹織物業 | 麻織物業 |
|----------------|---------------------|--------------------------------|-----------------------|-----------------------------|----------------------|
| | Production Quantity | Cotton staple fabrics industry | Wool fabrics industry | Silk rayon fabrics industry | Flax fabric industry |
| 織物合計 | 1,078,309 | 345,118 | 25,888 | r 692,524 | 14,778 |
| (1) 綿織物 | 123,963 | 122,781 | 1,011 | 160 | 10 |
| (2) 毛織物 | 28,397 | 7,121 | 21,256 | 20 | - |
| そ毛 | 24,606 | 5,301 | 19,285 | 20 | - |
| 紡毛 | 3,791 | 1,820 | 1,972 | - | - |
| (3) 絹・絹紡織物 | 2,912 | 0 | 42 | r 2,870 | - |
| 絹織物（純） | 2,745 | 0 | - | r 2,745 | - |
| 絹（交織）・絹紡織物 | 167 | - | 42 | 125 | - |
| (4) 麻織物 | 405 | 200 | 33 | 2 | 170 |
| (5) ビスコーススフ織物 | 49,733 | 48,499 | 13 | 1,220 | - |
| (6) 人絹・アセテート織物 | 34,301 | 1 | 1 | 34,297 | 2 |
| (7) 合成繊維織物 | 838,598 | 166,515 | 3,531 | 653,956 | 14,596 |
| 長繊維 | 683,586 | 37,850 | 1,373 | 644,308 | 55 |
| ナイロン | 130,655 | 20,584 | 3 | 110,068 | - |
| ポリエステル | 391,736 | 7,306 | 1 | 384,430 | - |
| その他の長繊維 | 161,195 | 9,961 | 1,369 | 149,810 | 55 |
| 短繊維 | 155,011 | 128,664 | 2,159 | 9,648 | 14,541 |
| アクリル | 3,626 | 3,506 | 93 | 28 | - |
| ポリエステル | 118,753 | 97,255 | 685 | 9,589 | 11,225 |
| その他の短繊維 | 32,632 | 27,904 | 1,381 | 31 | 3,316 |
| その他の織物 | | | | | |
| タイヤコード | 57,544 | 57,544 | - | - | - |
| ナイロン | 24,144 | 24,144 | - | - | - |
| ポリエステル | 31,423 | 31,423 | - | - | - |
| タオル | 11,529 | 11,529 | - | - | - |

注：織物合計には、その他の織物（タイヤコード、タオル）を含まない。

単位(Unit): 織物(Woven fabrics) 千㎡ (1000㎡)
その他の織物(Other fabrics) t

| 受入数量 Receipt Quantity | 出荷数量 Shipments Quantity | | | 年末在庫数量 Inventory Quantity | Goods |
|-----------------------------|----------------------------|-------------|--------------|---------------------------------|---|
| | 合計 Total | 販売 Sales | その他 Other | | |
| 103,236 | 1,167,077 | 626,257 | 540,820 | 93,104 | Woven fabrics total |
| 10,373 | 132,104 | 103,502 | 28,603 | 17,660 | (1) Cotton fabrics |
| 4,159 | 32,530 | 17,732 | 14,798 | 1,143 | (2) Wool fabrics |
| 3,595 | 28,220 | 15,270 | 12,950 | 1,043 | Worsted fabrics |
| 564 | 4,310 | 2,462 | 1,848 | 100 | Woolen fabrics |
| 92 | 3,020 | 2,655 | 366 | 1,218 | (3) Silk and spun silk fabrics |
| 90 | 2,860 | 2,514 | 346 | 1,044 | Pure silk filament fabrics |
| 2 | 160 | 141 | 20 | 174 | Mixed silk filament fabrics, Spun silk fabrics |
| 382 | 759 | 149 | 609 | 283 | (4) Bast fiber fabrics |
| 4,224 | 54,633 | 52,004 | 2,629 | 4,887 | (5) Viscose staple fabrics |
| 104 | 34,851 | 18,305 | 16,546 | 539 | (6) Rayon filament and acetate fabrics |
| 83,901 | 909,180 | 431,910 | 477,269 | 67,374 | (7) Synthetic fiber fabrics |
| 61,842 | 735,539 | 355,773 | 379,766 | 46,585 | Synthetic filament fabrics |
| 19,123 | 147,609 | 41,581 | 106,029 | 7,850 | Nylon |
| 36,122 | 423,655 | 168,582 | 255,074 | 23,454 | Polyester |
| 6,596 | 164,274 | 145,610 | 18,664 | 15,281 | Other synthetic filament fabrics |
| 22,059 | 173,641 | 76,137 | 97,503 | 20,790 | Synthetic staple fabrics |
| 0 | 3,869 | 3,757 | 111 | 270 | Acrylic |
| 16,232 | 132,429 | 54,344 | 78,085 | 16,912 | Polyester |
| 5,827 | 37,343 | 18,036 | 19,307 | 3,607 | Other synthetic staple fabrics |
| | | | | | Other fabrics |
| 1,991 | 58,992 | 24,742 | 34,250 | 2,456 | Tire cord |
| ... | ... | ... | ... | ... | Nylon |
| ... | ... | ... | ... | ... | Polyester |
| 2,329 | 13,259 | 12,586 | 672 | 2,644 | Towel |

Note: Other fabrics (Tire cord and Towel) do not included in Total of fabrics.

織物一生産内訳

Woven fabrics- Breakdown of production by Woven fabrics

単位(Unit): 千㎡ (1000㎡)

| 品目 | 生産数量 | | | | | Goods |
|--------------------|---------------------|-------------------------------|----------------------|----------------------------|----------------------|--|
| | Production Quantity | Cotton staple fabric industry | Wool fabric industry | Silk rayon fabric industry | Flax fabric industry | |
| 1.綿織物 | r 123,963 | r 122,781 | 1,011 | r 160 | 10 | 1.Cotton fabrics |
| (1)生地(糸晒しを含む) | 77,025 | 76,826 | 97 | r 93 | 10 | (1)Texture (bleached yarn included) |
| かなきん | 10,505 | 10,505 | - | 0 | - | Unbleached muslin |
| ポプリン・ブロード | 1,920 | 1,920 | - | - | - | Poplin, broad cloths |
| 粗布・てんじく・細布・ネル | 3,152 | 3,152 | - | - | - | Sofu,Tenjiku,Saifu and flannel cloth |
| クレープ | 2,657 | 2,657 | - | - | - | Crapes |
| あや類 | 12,226 | 12,224 | - | 1 | - | Leases |
| 朱子 | 6,993 | 6,993 | - | 1 | - | Satin |
| 白もめん・包帯・ガーゼ | 4,330 | 4,330 | - | - | - | Bandagecloth, gauze cloth, white cotton cloth |
| その他の生地 | r 35,243 | 35,045 | 97 | r 91 | 10 | Other texture |
| (2)糸染計 | r 46,938 | r 45,956 | 915 | 67 | - | (2)I Dyed yarn |
| ギンガム | 3,194 | 3,194 | - | - | - | Gingham |
| その他の糸染 | r 43,744 | r 42,762 | 915 | 67 | - | Other dyed yarn |
| 2.毛織物 | 28,397 | 7,121 | 21,256 | 20 | - | 2.Wool fabrics |
| (1)そ毛織物 | 24,606 | 5,301 | 19,285 | 20 | - | (1)Worsted fabrics |
| 男子服地 | 16,862 | 4,041 | 12,821 | - | - | Men's dress clothe |
| 婦人児服地 | 7,155 | 1,193 | 5,960 | 2 | - | Women's dress clothe |
| その他のそ毛 | 589 | 67 | 504 | 17 | - | Other worsted fabrics |
| (2)紡毛織物 | 3,791 | 1,820 | 1,972 | - | - | (2)Woolen fabrics |
| 男子服地 | 22 | - | 22 | - | - | Men's dress clothe |
| 婦人児服地 | 1,667 | - | 1,667 | - | - | Women's dress clothe |
| 毛布地 | 272 | - | 272 | - | - | Blanket texture |
| その他の紡毛 | 1,831 | 1,820 | 11 | - | - | Other woolen fabrics |
| 3.絹・絹紡織物 | 2,912 | 0 | 42 | r 2,870 | - | 3.Silk and spun silk fabrics |
| (1)広幅計 | 1,357 | 0 | 7 | 1,349 | - | (1)Double width total |
| 羽二重類 | 738 | - | - | 738 | - | Habutae |
| クレープ類 | 54 | - | - | 54 | - | Crape |
| 先練(先染) | 565 | 0 | 7 | 558 | - | Dyed yarn |
| (2)小幅計 | 879 | - | - | r 879 | - | (2)Single width total |
| ちりめん類 | 429 | - | - | 429 | - | Silk crape |
| 先練(先染) | 449 | - | - | r 449 | - | Dyed yarn |
| (3)その他後練(後染) | 677 | - | 35 | 642 | - | (3)Other piece dyed silk fabrics |
| 4.ビスコーススフ織物 | 49,733 | 48,499 | 13 | 1,220 | - | 4.Viscose staple fabrics |
| (1)生地計(糸晒しを含む) | 49,560 | 48,385 | - | 1,176 | - | (1)Texture total (bleached yarn included) |
| モスリン | 37,311 | 37,310 | - | 0 | - | Moslin |
| その他の生地 | 12,250 | 11,074 | - | 1,175 | - | Other texture |
| (2)先染 | 172 | 114 | 13 | 44 | - | (2)I Dyed yarn |
| 5.ナイロン長繊維 | r 130,655 | 20,584 | 3 | 110,068 | - | 5.Nylon filament fabrics |
| タフタ | 58,586 | - | - | 58,586 | - | Taffeta |
| その他のナイロン長繊維 | 72,068 | 20,584 | 3 | 51,482 | - | Other nylon filament fabrics |
| 6.ポリエステル | r 510,489 | 104,560 | 685 | r 394,019 | 11,225 | 6.Polyester fabrics |
| (1)長繊維 | r 391,736 | 7,306 | 1 | r 384,430 | - | (1)Synthetic filament fabrics |
| タフタ | r 104,710 | - | - | r 104,710 | - | Taffeta |
| デシン | 8,172 | - | - | 8,172 | - | Flat crape |
| ジョーゼット | 18,130 | - | - | 18,130 | - | Georgette crape |
| ポンジー | 8,564 | - | - | 8,564 | - | Pongee |
| 加工糸織物 | 99,481 | 58 | - | 99,422 | - | Textured yarn fabric |
| その他のポリエステル長繊維 | r 152,680 | 7,247 | 1 | r 145,432 | - | Other polyester filament fabrics |
| (2)短繊維 | 118,753 | 97,255 | 685 | 9,589 | 11,225 | (2)Synthetic staple fabrics |
| ポプリン・ブロード | 26,819 | 20,844 | - | 5,975 | - | Poplin, broad cloths |
| その他のポリエステル短繊維 | 91,934 | 76,411 | 685 | 3,613 | 11,225 | Other polyester staple fabrics |

注: 広幅は織上がり幅50.8cm(20インチ)以上、小幅は織上がり幅50.8cm未満のものである。

Note: Wide fabrics are those with a woven width of 50.8 cm (20 inches) or more, and narrow fabrics are those with a woven width of less than 50.8 cm.

タフテッドカーペット・フェルト・不織布

Tufted carpet, Felt and non-woven fabrics

単位：タフテッドカーペット…㎡
フェルト、不織布…トン
Unit: Tufted carpet…㎡

Felt, Non-woven fabrics…t

| 品目 Goods | 生産数量 Production Quantity | 受入数量 Receipt Quantity | 計 Total | 出荷数量 Shipments Quantity | | | 年 末 在庫数量 Inventory Quantity |
|---|--------------------------------|-----------------------------|----------------|----------------------------|---------------------------------------|---------------|--------------------------------------|
| | | | | 販 売 Sales | | その他 Others | |
| | | | | 数 量 Quantity | 金額 (百万円) Value (Million Yen) | | |
| タフテッドカーペット(不織布カーペットを除く) Tufted carpet(non-woven fabric excluded) | 59,044,391 | 8,072,880 | 66,264,550 | 60,605,165 | 53,835 | 5,659,385 | 4,447,178 |
| プレスフェルト(ニードルフェルトを除く) Press felt (needle felt excluded) | 5,700 | 3 | 5,715 | 5,647 | 4,494 | 68 | 287 |
| 不織布合計 Non-woven fabrics total | 321,854 | 12,524 | 334,708 | 311,191 | 196,799 | 23,518 | 23,383 |
| 乾式 Dry laid type | 290,870 | 12,524 | 303,993 | 280,522 | 169,477 | 23,471 | 19,352 |
| 湿式 Wet laid type | 30,984 | - | 30,715 | 30,668 | 27,322 | 47 | 4,031 |

(ア) 不織布一用途別生産内訳

Non-woven fabrics-Breakdown of production by use

単位(Unit):t

| 用途別 By use | 生産 Production | |
|---------------|------------------|--|
| 不織布合計 | 321,854 | Non-woven fabrics total |
| 衣料用 | 2,713 | For garment |
| 産業用 | 108,529 | For industry |
| 車両用 | 49,208 | For vehicles |
| その他の産業用 | 59,321 | For others industry |
| 土木・建築用 | 21,698 | For civil engineering and construction |
| 農業・園芸用 | 2,265 | For agriculture and gardening |
| 生活関連用 | 69,841 | For household sundry goods |
| 医療・衛生用 | 99,760 | For medical treatment and sanitation |
| その他用 | 17,048 | For others |

(イ) 不織布(乾式)一設備別生産実績

Non-woven fabrics(dry laid type) - production by facilities

単位(Unit):t

| 設備別 by facilities | 生産 Production | |
|-----------------------|------------------|---|
| ケミカルボンド式 | 18,196 | Chemical bond type |
| サーマルボンド式 | 36,657 | Thermal bond type |
| ニードルパンチ式(ニードルフェルトを含む) | 73,219 | Needle punch type(needle felt included) |
| スパンボンド・メルトブロー式 | 99,671 | Spun bond and melt blown type |
| スパンレース式 | 37,839 | Spun lace type |
| その他の乾式 | 25,287 | Other dry laid type |

染色整理 Dyeing and Finishing Processes

| 品 目 | 加工高 Products Quantity | | | | | | |
|------------------------|--------------------------|-----------------------|------------------------|-----------------------|------------------------|-----------------------|------------------------|
| | 合 計 Total | | | 精練・漂白品 Bleached | | 浸染品 Dyed | |
| | 計 Total | 輸出用 For exports | 国内用 For domestic | 輸出用 For exports | 国内用 For domestic | 輸出用 For exports | 国内用 For domestic |
| 織物合計 | 1,481,583 | 331,190 | 1,150,393 | 81,386 | 252,567 | 185,908 | 565,479 |
| 綿織物 | 384,810 | 36,339 | 348,471 | 4,516 | 131,085 | 6,138 | 59,642 |
| 毛織物 | 59,153 | 1,117 | 58,036 | - | 132 | 147 | 18,197 |
| そ毛 | 47,934 | 1,094 | 46,840 | - | 12 | 146 | 15,754 |
| 紡毛 | 11,219 | 23 | 11,196 | - | 120 | 1 | 2,443 |
| 絹・絹紡織物 | 8,804 | 1,771 | 7,033 | 1,208 | 5,904 | 555 | 447 |
| 麻織物 | 1,037 | - | 1,037 | - | 115 | - | 24 |
| 人絹・キュブラ・アセテート織物 | 47,589 | 17,569 | 30,020 | 71 | 4,046 | 17,462 | 24,074 |
| スフ織物 | 8,789 | - | 8,789 | - | 3,484 | - | 4,141 |
| 合成繊維織物 | 971,401 | 274,394 | 697,007 | 75,591 | 107,801 | 161,606 | 458,954 |
| 長繊維 | 728,879 | 188,380 | 540,499 | 23,980 | 82,502 | 130,513 | 371,362 |
| ナイロン | 139,477 | 61,270 | 78,207 | 4,708 | 7,919 | 45,400 | 45,721 |
| ポリエステル | 589,402 | 127,110 | 462,292 | 19,272 | 74,583 | 85,113 | 325,641 |
| 短繊維 | 242,522 | 86,014 | 156,508 | 51,611 | 25,299 | 31,093 | 87,592 |
| ポリエステル | 242,522 | 86,014 | 156,508 | 51,611 | 25,299 | 31,093 | 87,592 |
| 織物加工賃(百万円) | 127,383 | 27,739 | 99,644 | 4,043 | 11,158 | 18,215 | 54,704 |
| ニット生地合計 | 419,319 | 19,634 | 399,685 | 1,580 | 27,693 | 17,735 | 326,196 |
| たて編 合成繊維 | 181,095 | 11,146 | 169,949 | 1,533 | 15,134 | 9,427 | 146,294 |
| 丸編 | 238,224 | 8,488 | 229,736 | 47 | 12,559 | 8,308 | 179,902 |
| 綿 | 40,424 | 93 | 40,331 | 29 | 6,220 | 64 | 24,372 |
| 毛 | 8,961 | 132 | 8,829 | 5 | 208 | 36 | 5,227 |
| 合成繊維 | 170,444 | 8,093 | 162,351 | 3 | 5,397 | 8,048 | 140,713 |
| その他の丸編 | 18,395 | 170 | 18,225 | 10 | 734 | 160 | 9,590 |
| ニット生地加工賃(百万円) | 49,328 | 1,961 | 47,368 | 46 | 2,331 | 1,891 | 40,009 |
| 毛布 | 3,732 | - | 3,732 | - | 433 | - | 860 |
| 毛布加工賃(百万円) | 646 | - | 646 | - | 78 | - | 97 |

注: 1. 製品引渡=前月末在庫(製品)+加工高-当月末在庫(製品)。

2. 加工賃については計と内訳が四捨五入の関連から合わない場合もある。

単位(Unit): 千㎡(1000㎡)

| 加工高 Products Quantity | | | | 引渡数量 Shipments Quantity | 年末在庫数量 Inventory Quantity | | Goods |
|--------------------------|------------------------|----------------------------|------------------------|-------------------------------|-----------------------------------|-----------------|--|
| なっ染色 Printed | | 整 理 Finishing processes | | 製 品 Products | 原反 (仕掛中を含む) Non Products | 製 品 Products | |
| 輸出用 For exports | 国内用 For domestic | 輸出用 For exports | 国内用 For domestic | | | | |
| 40,267 | 142,023 | 23,629 | 190,324 | 1,480,648 | 145,494 | 80,334 | Woven fabrics Total |
| 17,428 | 114,621 | 8,257 | 43,123 | 386,090 | 16,360 | 6,498 | Cotton fabrics |
| - | 19 | 970 | 39,688 | 60,170 | 8,346 | 12,911 | Wool fabrics |
| - | 6 | 948 | 31,068 | 48,615 | 7,191 | 11,121 | Worsted fabrics |
| - | 13 | 22 | 8,620 | 11,555 | 1,155 | 1,790 | Woolen fabrics |
| - | 81 | 8 | 601 | 8,907 | 103 | 189 | Silk-spun silk fabrics |
| - | 179 | - | 719 | 1,040 | 30 | 8 | Flax fabrics |
| 36 | - | - | 1,900 | 45,450 | 10,481 | 7,908 | Rayon filament cuprammoniumrayon and acetate fabrics |
| - | 30 | - | 1,134 | 8,862 | 332 | 217 | Rayon staple fabrics |
| 22,803 | 27,093 | 14,394 | 103,159 | 970,129 | 109,842 | 52,603 | Synthetic fiber fabrics |
| 22,643 | 22,008 | 11,244 | 64,627 | 727,495 | 84,729 | 37,517 | Filament |
| 5,282 | 3,055 | 5,880 | 21,512 | 139,798 | 6,635 | 3,016 | Nylon |
| 17,361 | 18,953 | 5,364 | 43,115 | 587,697 | 78,094 | 34,501 | Polyester |
| 160 | 5,085 | 3,150 | 38,532 | 242,634 | 25,113 | 15,086 | Staple |
| 160 | 5,085 | 3,150 | 38,532 | 242,634 | 25,113 | 15,086 | Polyester |
| 4,586 | 18,251 | 894 | 15,531 | ... | ... | ... | Processing fees(million yen) |
| 27 | 15,966 | 292 | 29,830 | 423,128 | 45,713 | 24,205 | Knitted fabrics |
| - | 4,938 | 186 | 3,583 | 184,078 | 26,914 | 13,087 | Synthetic fibers of warp knitted fabrics |
| 27 | 11,028 | 106 | 26,247 | 239,050 | 18,799 | 11,118 | Circular knitted fabrics |
| - | 5,232 | - | 4,507 | 40,722 | 3,841 | 1,146 | Cotton |
| - | 21 | 91 | 3,373 | 8,935 | 511 | 826 | Wool |
| 27 | 5,699 | 15 | 10,542 | 171,013 | 13,882 | 8,667 | Synthetic fibers |
| - | 76 | - | 7,825 | 18,380 | 565 | 479 | Other circular knitted fabrics |
| 3 | 3,056 | 21 | 1,972 | ... | ... | ... | Processing fees(million yen) |
| - | 2,302 | - | 137 | 3,731 | 40 | 2 | Blankets |
| - | 420 | - | 51 | ... | ... | ... | Processing fees(million yen) |

Note: 1. Products shipments = Inventories at the end of previous month(products) + products - inventories at the end of the month(products)

2. With regard to processing fees, there are cases where the total and the sub-breakdowns do not coincide, due to the rounding off of figures.

ニット生地 Knit fabrics

| 品 目 | 生産数量 | | | 受入数量 | 消費数量 |
|------------|---------------------|---|-----------------------------|-------|-------|
| | Production Quantity | たて編・横編 Warp knit and weft knit fabrics | 丸編 Circular knit fabrics | | |
| 合 計 | 62,351 | 30,935 | 31,415 | 1,274 | 2,852 |
| 綿生地 | 12,642 | 147 | 12,494 | 884 | 2,692 |
| 毛生地 | 508 | 21 | 487 | - | 41 |
| 合成繊維生地 | 48,454 | 30,678 | 17,777 | 389 | 114 |
| ナイロン | 5,879 | ... | ... | 11 | - |
| アクリル | 1,115 | ... | ... | 68 | 21 |
| ポリエステル | 38,429 | ... | ... | 259 | 93 |
| その他の合成繊維生地 | 3,031 | ... | ... | 52 | - |
| その他の繊維製生地 | 747 | 90 | 657 | - | 5 |

ニット・衣服縫製品 Knit and Sewn clothing products

| 品 目 | 生産数量 | | | 受入数量 | | | 計 Total | 販売数量 | | |
|------------|---------------------|---------------------|--------|------------------|---------------------|--------|------------|----------------|---------------------|--------|
| | Production Quantity | | | Receipt Quantity | | | | Sales Quantity | | |
| | ニット製 Knit | 織物製 Woven fabric | | ニット製 Knit | 織物製 Woven fabric | | | ニット製 Knit | 織物製 Woven fabric | |
| 外 衣 | 81,410 | 38,485 | 42,925 | 38,593 | 12,298 | 26,295 | 119,108 | 84,620 | 36,245 | 48,374 |
| 下着・補整着・寝着類 | 68,792 | 58,737 | 10,055 | 46,730 | 46,682 | 48 | 111,719 | 81,126 | 71,771 | 9,355 |
| 靴 下 | 230,099 | 230,099 | ... | 194,083 | 194,083 | ... | 431,432 | 421,066 | 421,066 | ... |
| 手 袋 | X | X | ... | X | X | ... | X | X | X | ... |

単位(Unit):t

| 計 Total | 出荷数量 Shipments Quantity | | | 年末在庫数量 Inventory Quantity | Goods |
|------------|----------------------------|---|---------------|------------------------------|--------------------------------|
| | 販売数量 Sales Quantity | 販売金額 (百万円) Value (Million Yen) | その他 Others | | |
| 60,763 | 40,430 | 19,888 | 20,333 | 2,556 | Total |
| 10,995 | 7,334 | 6,340 | 3,660 | 1,087 | Cotton fabrics |
| 462 | 224 | 524 | 239 | 2 | Wool fabrics |
| 48,549 | 32,312 | 12,408 | 16,237 | 1,443 | Synthetic fiber fabrics |
| 5,846 | 2,869 | 1,958 | 2,978 | 307 | Nylon |
| 1,133 | 1,020 | 983 | 114 | 40 | Acrylic |
| 38,436 | 26,138 | 7,996 | 12,298 | 944 | Polyester |
| 3,134 | 2,286 | 1,470 | 848 | 152 | Others |
| 757 | 560 | 616 | 197 | 25 | Other fiber fabrics |

単位(Unit):千点(1000n)

| 出荷数量 Shipments Quantity | | | | | | 年末在庫数量 Inventory Quantity | | | Goods |
|----------------------------------|---------------------|---------|---------------|---------------------|--------|------------------------------|---------------------|--------|---|
| 販売金額(百万円) Value (Million Yen) | | | その他 Others | | | ニット製 Knit | 織物製 Woven fabric | | |
| ニット製 Knit | 織物製 Woven fabric | | ニット製 Knit | 織物製 Woven fabric | | | | | |
| 191,176 | 60,154 | 131,022 | 34,488 | 14,873 | 19,614 | 23,194 | 7,833 | 15,361 | Outerwear |
| 46,939 | 37,766 | 9,173 | 30,593 | 29,951 | 642 | 8,001 | 7,533 | 468 | Underwear・foundation garment・night wear |
| 78,563 | 78,563 | ... | 10,367 | 10,367 | ... | 98,748 | 98,748 | ... | Hosiery |
| X | X | ... | X | X | ... | X | X | ... | Gloves and mittens |

ニット・衣服縫製品一生産内訳

Breakdown of production by Knit and Sewn clothing products

| 品 目 | 合 計 | ニット製 | 計 |
|-----------------------------|----------------|--------------------|---------------|
| | Total | Knit 計 Total | |
| 外衣計 | 81,410 | 38,485 | 42,925 |
| ス ー ツ 類 | | | |
| 上 衣 | 2,121 | 24 | 2,097 |
| ズボン・スカート | 1,739 | 2 | 1,737 |
| オーバーコート・ジャケット類 | 3,243 | 98 | 3,145 |
| ズボン・スラックス・スカート類 | 10,129 | 572 | 9,557 |
| ド レ ス 類 | 998 | 369 | 630 |
| セーター・カーデガン・ベスト類 | 4,105 | 3,947 | 158 |
| 学 校 服 | | | |
| 上衣・オーバーコート | 2,481 | … | 2,481 |
| ズボン・スカート | 3,393 | … | 3,393 |
| 制服・作業服・事務服 | | | |
| 上衣(衛生白衣を含む)・オーバーコート | 2,949 | … | 2,949 |
| ズボン・スカート | 2,089 | … | 2,089 |
| スポーツ用 | | | |
| 上 衣 | 10,019 | 8,775 | 1,243 |
| ズボン・スカート | 8,208 | 6,716 | 1,492 |
| ワイシャツ・ブラウス | 10,152 | 231 | 9,921 |
| アウターシャツ・スポーツシャツ・Tシャツ | 11,767 | 10,154 | 1,613 |
| その他の外衣 | 8,018 | 7,597 | 421 |
| 下着・寝着類計 | 48,120 | 43,979 | 4,141 |
| アンダーシャツ・クレープシャツ | 17,922 | 17,922 | … |
| スリッパ・ペチコート類 | 3,650 | 3,140 | 509 |
| パンツ類 | 20,780 | 17,830 | 2,950 |
| その他の下着 | 4,346 | 4,346 | 1 |
| 寝着類(パジャマ・ネグリジェ) | 1,421 | 741 | 681 |
| 靴下計 | 230,099 | 230,099 | … |
| パンティストッキング | 148,594 | 148,594 | … |
| 短靴下類(その他の靴下を含む) | 81,505 | 81,505 | … |

単位(Unit): 千点 (1000n)

| 織物製 Woven fabric | | Goods |
|-----------------------------|--------------------------------|--|
| 成年男子・少年用 Men's and boy's | 成年女子・少女用 Women's and girl's | |
| 26, 202 | 16, 723 | Outerwear total |
| | | Suits |
| 1, 905 | 193 | Coats and jackets |
| 1, 228 | 508 | Trousers and skirts |
| 1, 008 | 2, 137 | Jackets, blazers and jumper jackets |
| 4, 701 | 4, 856 | Trousers, slacks and skirts |
| ... | 630 | Dresses |
| 16 | 142 | Sweaters, cardigans and vests |
| | | School uniforms |
| 1, 167 | 1, 314 | Coats and jackets |
| 2, 172 | 1, 221 | Trousers and skirts |
| | | Uniforms, office and work clothing |
| 1, 739 | 1, 210 | Coats(including sanitary white clothing) and jackets |
| 1, 779 | 311 | Trousers and skirts |
| | | Sport clothing |
| 1, 062 | 181 | Coats and jackets |
| 1, 364 | 127 | Trousers and skirts |
| 6, 424 | 3, 497 | White shirts and blouses |
| 1, 380 | 233 | Outer shirts, sports shirts and T-shirts |
| 257 | 163 | Other outerwear |
| 474 | 3, 667 | Underwear and nightwear total |
| ... | ... | Undershirts and crapeshirts |
| ... | 509 | Slips and petticoats |
| 202 | 2, 748 | Pants |
| 0 | 0 | Other underwear |
| 271 | 409 | Nightwear (Pajamas and negligees) |
| ... | ... | Hosiery total |
| ... | ... | Panty hose |
| ... | ... | Socks (Other hosiery) |

製綿・ふとん Wadding and Futon

| 品目 | 生産数量 Production Quantity | 受入数量 Receipt Quantity | 消費数量 Consumption Quantity | 計 total |
|-------------|--------------------------------|-----------------------------|---------------------------------|------------------|
| 製綿計 | 9,905 | 209 | 3,927 | 6,191 |
| 合成繊維 | 8,008 | 135 | 2,122 | 6,004 |
| その他(羊毛を含む) | 1,897 | 74 | 1,804 | 187 |
| ふとん計 | 4,059,990 | 472,906 | … | 4,480,636 |
| 掛ふとん | 812,568 | 52,847 | … | 849,467 |
| 敷ふとん | 1,661,927 | 65,730 | … | 1,720,992 |
| こたつふとん | 160,677 | 11,659 | … | 203,347 |
| 羽毛・羽根ふとん | 1,424,818 | 342,670 | … | 1,706,830 |

注: 1. 製綿・ふとんのこたつふとんは、こたつ敷ふとんを含む。ただし、こたつパッド(こたつベットともいう)は除く。

2. 製綿には、中入綿・ふとん綿を含む。

Note: 1.Covers for Kotatsu in wadding and futons include futon-type mattresses. However, Kotatsu pads (also called Kotatsu pets) are excluded.

2.Waddings include "Nakaire-wata" and "Futon-wata".

漁網・陸上網、合成繊維綱、細幅織物、組ひも及びレース生地

Fishing nets and Ground nets, Synthetic fiber ropes, Narrow fabrics, Braids and Lace fabrics

| 品目 | 生産数量 Production Quantity | 受入数量 Receipt Quantity | 出荷数量 Shipments Quantity | |
|----------------|--------------------------------|-----------------------------|----------------------------|------------------------------|
| | | | 計 total | 販 Sales 数量 Quantity |
| 漁網・陸上網計 | 8,661 | 1,051 | 9,577 | 9,577 |
| 漁網 | 6,455 | 769 | 7,072 | 7,072 |
| 陸上網 | 2,206 | 282 | 2,505 | 2,505 |
| 合成繊維綱 | 16,928 | 6,205 | 22,709 | 20,712 |
| 細幅織物 | 12,553 | 1,039 | 13,802 | 8,263 |
| 組ひも | 1,324 | 141 | 1,463 | 1,379 |
| レース生地合計 | 30,032 | 11,362 | 42,998 | 42,744 |
| 編・ボビンレース | 29,282 | 11,166 | 42,049 | 41,795 |
| 刺しゅうレース | 750 | 195 | 949 | 949 |

単位(Unit): 製綿(Wadding) t ふとん(Futon) 枚 (Sheets)

| 出荷数量 Shipments Quantity | | 年末在庫数量 Inventory Quantity | Goods | |
|----------------------------|--------------------------------|------------------------------|----------------|------------------------------|
| 販売 Sales | その他 Others | | | |
| 数量 Quantity | 金額(百万円) Value (million yen) | | | |
| 5,803 | 3,126 | 389 | 150 | Wadding total |
| 5,624 | 2,554 | 380 | 60 | Synthetic fiber |
| 178 | 572 | 8 | 90 | Other wadding(wool included) |
| 4,162,033 | 27,340 | 318,603 | 208,290 | Futon total |
| 774,161 | 2,515 | 75,306 | 63,475 | Comforters |
| 1,530,229 | 6,671 | 190,763 | 65,129 | Underlay |
| 199,145 | 767 | 4,202 | 7,444 | Kotatsu quilt |
| 1,658,498 | 17,388 | 48,332 | 72,242 | Down or feather quilt |

単位(Unit): t

単位(Unit): レース生地 (Lace fabric) …1000m²

| 売 | その他 Others | 年末在庫数量 Inventory Quantity | Goods |
|---------------|---------------|------------------------------|---|
| | | | |
| 17,667 | - | 2,864 | Fishing nets and ground nets total |
| 14,221 | - | 2,570 | Fishing nets |
| 3,446 | - | 294 | Ground nets |
| 15,863 | 1,997 | 2,403 | Synthetic fiber ropes |
| 13,792 | 5,539 | 776 | Narrow fabrics |
| 3,266 | 84 | 67 | Braids |
| 14,698 | 254 | 4,506 | Lace fabrics total |
| 13,485 | 254 | 4,395 | Knitted lace and bobbin lace |
| 1,213 | - | 112 | Embroidery lace |

家具 Furniture

| 品目 | 単位 Unit | 生産数量 Production Quantity | 受入数量 Receipt Quantity | 計 Total | 出荷数量 | |
|-------------------|--------------------|--------------------------------|-----------------------------|------------|----------------|-----|
| | | | | | 販売 | |
| | | | | | 数量 Quantity | |
| 金属製家具計 | | ... | ... | ... | ... | ... |
| 金属製机計 | 個 n | 2,199,574 | 90,829 | 2,325,253 | 2,324,970 | |
| 事務用机 | 個 n | 942,402 | 80,290 | 1,010,904 | 1,010,665 | |
| その他の机(卓子を含む) | 個 n | 1,257,172 | 10,539 | 1,314,349 | 1,314,305 | |
| 金属製いす計 | 個 n | 4,704,688 | 201,560 | 4,938,207 | 4,937,712 | |
| 回転式いす | 個 n | 1,627,006 | 91,638 | 1,696,578 | 1,696,101 | |
| その他の金属製いす | 個 n | 3,077,682 | 109,922 | 3,241,629 | 3,241,611 | |
| 引出箱 | 個 n | 450,973 | 27,450 | 457,722 | 457,646 | |
| 保管庫類 | 個 n | 1,763,395 | 50,562 | 1,794,514 | 1,794,403 | |
| 耐火金庫 | 個 n | 48,634 | 66,528 | 114,876 | 114,876 | |
| 台所用計 | 個 n | ... | ... | ... | ... | |
| 流し・ガス・調理台計 | 個 n | 411,309 | - | 411,802 | 411,802 | |
| 流し台 | 個 n | 187,942 | - | 188,008 | 188,008 | |
| ガス台 | 個 n | 134,646 | - | 134,525 | 134,525 | |
| 調理台 | 個 n | 88,721 | - | 89,269 | 89,269 | |
| システムキッチン | セット sets | 821,438 | 134,145 | 955,658 | 860,806 | |
| ベッド | 個 n | 171,361 | - | 175,132 | 175,132 | |
| 棚 | 個 n | 1,820,047 | 80,056 | 1,918,271 | 1,901,789 | |
| 間仕切り | 平方m m ² | 3,796,913 | 8,603 | 3,806,569 | 3,806,278 | |
| その他の金属製家具 | 個 n | 2,272,120 | 197,664 | 2,468,107 | 2,467,778 | |
| 木製家具計 | 個 n | ... | ... | ... | ... | |
| たんす | 個 n | 51,195 | 283 | 51,452 | 51,452 | |
| 木製棚計 | 個 n | 1,435,620 | 30,940 | 1,461,867 | 1,399,947 | |
| 食器棚 | 個 n | 970,297 | 13,934 | 987,436 | 925,567 | |
| その他の木製棚 | 個 n | 465,323 | 17,006 | 474,431 | 474,380 | |
| 木製机・テーブル計 | 個 n | 351,735 | 29,480 | 369,273 | 367,765 | |
| 木製机 | 個 n | 155,506 | 1,263 | 137,203 | 137,197 | |
| 木製テーブル | 個 n | 196,229 | 28,217 | 232,070 | 230,568 | |
| 木製いす計 | 個 n | 836,960 | 42,021 | 885,604 | 885,544 | |
| 応接いす | 個 n | 274,025 | 8,800 | 282,242 | 282,196 | |
| 食卓いす | 個 n | 440,883 | 30,031 | 477,377 | 477,377 | |
| その他の木製いす | 個 n | 122,052 | 3,190 | 125,985 | 125,971 | |
| ベッド | 個 n | 331,109 | 2,424 | 331,941 | 327,146 | |
| その他の木製家具 | 個 n | 2,911,350 | 78,718 | 3,013,820 | 3,011,748 | |

| Shipments Quantity | | 年末在庫数量 Inventory Quantity | Goods |
|--|---------------|---------------------------------|---|
| Sales 金額(百万円) Value (Million Yen) | その他 Others | | |
| 435,850 | ... | ... | Metal furniture total |
| 40,776 | 283 | 449,690 | Desks |
| 29,572 | 239 | 223,832 | Office desks |
| 11,205 | 44 | 225,858 | Other desks(including tables) |
| 41,528 | 495 | 482,300 | Chairs |
| 19,037 | 477 | 155,420 | Swivel chairs |
| 22,490 | 18 | 326,880 | Other metal chairs |
| 7,310 | 76 | 73,096 | Filing cabinets |
| 21,505 | 111 | 159,182 | Storage cabinets |
| 6,439 | - | 10,670 | Fire-resistive containers |
| 181,133 | ... | ... | Kitchen furniture |
| 13,100 | - | 28,737 | Sink cabinets, range tables and cooking tables |
| 9,167 | - | 14,078 | Sink cabinets |
| 2,144 | - | 9,123 | Range tables |
| 1,789 | - | 5,536 | Cooking tables |
| 168,033 | 94,852 | 26,523 | System kitchens |
| 22,214 | - | 20,496 | Metal beds |
| 19,014 | 16,482 | 137,579 | Racks |
| 80,782 | 291 | 215,658 | Partitions |
| 15,150 | 329 | 26,845 | Other metal furniture |
| 137,579 | ... | ... | Wooden furniture total |
| 2,394 | - | 5,526 | Chest of drawers |
| 24,967 | 61,920 | 113,446 | Wooden shelves |
| 18,930 | 61,869 | 84,620 | Cupboards |
| 6,037 | 51 | 28,826 | Other shelves |
| 12,080 | 1,508 | 32,954 | Wooden desks and tables |
| 3,227 | 6 | 13,678 | Wooden desks |
| 8,854 | 1,502 | 19,276 | Wooden tables |
| 26,211 | 60 | 67,555 | Wooden chairs |
| 13,961 | 46 | 14,754 | Sofas |
| 9,464 | - | 29,182 | Dining chairs |
| 2,786 | 14 | 23,619 | Other chairs |
| 11,578 | 4,795 | 19,986 | Wooden beds |
| 60,349 | 2,072 | 90,570 | Other wooden furniture |

楽器 Musical instruments

| 品 目 | 単 位 Unit | 生 産 数 量 Production Quantity | 受 入 数 量 Receipt Quantity | | |
|--------------------|-------------|-----------------------------------|-----------------------------|-----------------|--------------------|
| | | | 合 計 Total | 国 内 Domestic | 国 外 Importation |
| 合 計 | | ... | ... | ... | ... |
| ピ ア ノ | 台 n | 37,421 | 5,458 | 101 | 5,357 |
| 電子ピアノ・電子オルガン | 台 n | 65,987 | 105,938 | 5,240 | 100,698 |
| 電子キーボード類(ミキボードを除く) | 台 n | 31,181 | 104,943 | 4,239 | 100,704 |
| 管 楽 器 | 本 n | 134,790 | 52,161 | 5,654 | 46,507 |
| ギター・電気ギター | 本 n | 96,407 | 119,433 | 828 | 118,605 |

文具 Stationery

| 品 目 | 単 位 Unit | 生 産 数 量 Production Quantity | 受 入 数 量 Receipt Quantity | 出 荷 数 量 | |
|---------------|----------------------|-----------------------------------|--------------------------------|--------------|------------------------|
| | | | | 合 計 Total | 販 売 数 量 Quantity |
| 合 計 | | ... | ... | ... | ... |
| 鉛筆 | グロス gross | 1,257,245 | 1,524,766 | 2,754,071 | 1,597,717 |
| シャープペンシル | 千本 10 ³ n | 153,497 | 10,889 | 162,115 | 145,886 |
| ボールペン計(完成品) | 千本 10 ³ n | 1,406,590 | 354,521 | 1,777,386 | 1,433,167 |
| 水 性 | 千本 10 ³ n | 1,024,876 | 269,692 | 1,300,372 | 1,030,330 |
| 油 性 | 千本 10 ³ n | 381,714 | 84,829 | 477,014 | 402,837 |
| マーキングペン | 千本 10 ³ n | 590,689 | 258,872 | 852,288 | 723,595 |
| クレヨン・パス・水彩絵の具 | 千本 10 ³ n | 91,815 | 36,515 | 129,145 | 127,863 |
| 修正液 | 千本 10 ³ n | 25,984 | 1,979 | 28,916 | 28,698 |
| 修正テープ | 千個 10 ³ n | 1,979 | 53,386 | 55,546 | 55,486 |

| 合 計 Total | 出荷数量 Shipments Quantity | | 年 末 在 庫 数 量 Inventory Quantity | Goods |
|--------------|----------------------------|-----------------------------------|---|--|
| | 販 売 Sales | そ の 他 Others | | |
| | 数 量 Quantity | 金額(百万円) Value (Million Yen) | | |
| ... | ... | 65,281 | ... | Total |
| 40,309 | 40,308 | 23,004 | 1 | 5,632 Pianos |
| 155,554 | 155,504 | 15,184 | 50 | 34,381 Electronic pianos and electronic organs |
| 129,429 | 129,178 | 5,405 | 251 | 35,183 Electronic keyboards |
| 168,139 | 163,706 | 15,922 | 4,433 | 41,665 Wind instruments |
| 211,400 | 211,400 | 5,766 | - | 22,409 Acoustic guitars and electric guitars |

| Shipments Quantity | | 年 末 在 庫 数 量 Inventory Quantity | Goods |
|-----------------------------------|-----------------|---|---|
| Sales | そ の 他 Others | | |
| 金額(百万円) Value (Million Yen) | Others | | |
| 124,363 | ... | ... | Total |
| 5,515 | 1,156,354 | 559,166 | Pencils |
| 14,344 | 16,229 | 14,641 | Mechanical pencils |
| 60,237 | 344,219 | 100,893 | Ballpoint pens |
| 36,214 | 270,042 | 70,872 | Roller ballpoint pens |
| 24,024 | 74,177 | 30,021 | Oil ballpoint pens |
| 33,583 | 128,693 | 67,238 | Marking pens |
| 3,720 | 1,282 | 70,864 | Crayons, oil pastels and water color paints |
| 2,223 | 218 | 2,682 | Correction fluids |
| 4,741 | 60 | 5,082 | Correction tapes |

玩具 Toys

| 品目 | 生産数量 Production Quantity | 合計 Total | 出荷数量 Shipments | |
|-----------------------------|--------------------------------|-------------|----------------|-------------------------------------|
| | | | 販売 Sales | |
| | | | 数量 Quantity | 金額(百万円) Value (Million Yen) |
| 合計 | 4,993,329 | 4,924,893 | 4,923,905 | 39,812 |
| 機械玩具計(可動装置を有するもの) | 555,341 | 566,110 | 565,619 | 14,924 |
| 電子応用・電動玩具計 | 555,341 | 566,110 | 565,619 | 14,924 |
| 電子応用玩具 | 91,948 | 91,985 | 91,985 | 8,659 |
| 電動玩具 | 463,393 | 474,125 | 473,634 | 6,265 |
| プラスチック製玩具計 (可動装置を有しないもの) | 4,437,988 | 4,358,783 | 4,358,286 | 24,888 |
| プラスチックモデル | 3,681,386 | 3,606,948 | 3,606,948 | 19,631 |
| その他のプラスチック製玩具 | 756,602 | 751,835 | 751,338 | 5,257 |

革靴 Leather boots and shoes

| 品目 | 生産数量 Production Quantity | 受入数量 Receipt Quantity | 合計 Total | 出荷数量 |
|-----------|--------------------------------|-----------------------------|-------------|----------------|
| | | | | 販売 |
| | | | | 数量 Quantity |
| 合計 | 16,214,940 | 4,021,214 | 20,052,360 | 19,058,710 |
| 紳士用革靴 | 4,151,948 | 1,216,525 | 5,236,121 | 5,030,781 |
| 婦人用・子供用革靴 | 6,794,817 | 2,804,689 | 9,595,858 | 8,816,540 |
| 運動用革靴 | 280,056 | - | 278,961 | 277,159 |
| 作業用革靴 | 4,988,119 | - | 4,941,420 | 4,934,230 |

単位(Unit) : 数量(Quantity)…ダース(Dozen)

| Quantity | 年末在庫数量 Inventory Quantity | Goods |
|---------------|---------------------------------|---|
| その他 Others | | |
| 988 | 799,083 | Total |
| 491 | 18,436 | Electronic toys total |
| 491 | 18,436 | Electronic applied and Electric toys |
| - | 66 | Electronic applied toys |
| 491 | 18,370 | Electric toys |
| 497 | 780,647 | Plastic toys total |
| - | 632,420 | Plastic models |
| 497 | 148,227 | Other Plastic toys |

単位(Unit) : 数量(Quantity)…足(Pair)

| Shipments Quantity | | 年末在庫数量 Inventory Quantity | Goods |
|-------------------------------------|---------------|---------------------------------|--|
| Sales | その他 Others | | |
| 金額(百万円) Value (Million Yen) | Others | Inventory Quantity | |
| 93,300 | 993,650 | 1,598,150 | Total |
| 28,287 | 205,340 | 588,276 | Men's leather boots and shoes |
| 48,210 | 779,318 | 741,838 | Women's and children's leather boots and shoes |
| 1,366 | 1,802 | 12,225 | Leather boots and shoes for sports exclusively |
| 15,437 | 7,190 | 255,811 | Work leather boots and shoes |

製 革 Leather

1) 生産・出荷・在庫 Production, Shipments, Inventory

| 品 目 | 単位 Unit | 生産数量 | | 受入数量 | 合 計 | |
|----------------|-----------------------|----------------------------|---------------------|--|----------------------------|----------------------------|
| | | Production Quantity | | (製 品) | Total | |
| | | 枚 数 (丸革換算) n (※1) | 原皮換算 重量t (※2) | (丸革換算) Receipt (Products) Number of sheets (※1) | 枚 数 (丸革換算) n (※1) | 枚 数 (丸革換算) n (※1) |
| 合 計 | | 1,887,280 | 34,126 | 10,375 | 1,956,049 | 1,955,512 |
| クロム甲革計(工業用を除く) | 1000 d m ² | 1,887,280 | 34,126 | 10,375 | 1,956,049 | 1,955,512 |
| 牛 計 | 1000 d m ² | 1,324,779 | 31,171 | 10,375 | 1,295,804 | 1,295,267 |
| 成 牛 | 1000 d m ² | 1,227,350 | 30,684 | 7,967 | 1,198,123 | 1,197,586 |
| 小 ・ 中 牛 | 1000 d m ² | 97,429 | 487 | 2,408 | 97,681 | 97,681 |
| 豚・馬・やぎ・めん羊 | 1000 d m ² | 562,501 | 2,955 | - | 660,245 | 660,245 |

2) 出荷(販売)内訳 Shipments(sales) details

| 品 目 | 単位 Unit | 販 売 業 者 向 | | |
|----------------|-----------------------|--------------------------|--|--|
| | | For sellings | | |
| | | 枚数 (丸革換算) n (※) | 面 積 Area (1000d m ²) | 金 額 (百万円) Value (Million Yen) |
| 合 計 | | 747,938 | 282,434 | 10,734 |
| クロム甲革計(工業用を除く) | 1000 d m ² | 747,938 | 282,434 | 10,734 |
| 牛 計 | 1000 d m ² | 577,134 | 247,012 | 10,042 |
| 成 牛 | 1000 d m ² | 501,401 | 229,676 | 9,006 |
| 小 ・ 中 牛 | 1000 d m ² | 75,733 | 17,336 | 1,036 |
| 豚・馬・やぎ・めん羊 | 1000 d m ² | 170,804 | 35,422 | 692 |

※1: 丸革換算 (Conversion of whole hide)

※2: 原皮換算重量 (Weight of raw hide and skin)

| 出荷数量 Shipments Quantity | | | 年 末 在 庫 数 量 Inventory Quantity | Goods | | |
|-------------------------|--------------------------------------|--|-----------------------------------|----------------------------|---------------------|--|
| 販 売 計 Sales | | そ の 他 枚 数 (丸革換算) Others n (※1) | | | | |
| 原皮換算 重量t (※2) | 面積 Area (1000dm ²) | | 金額(百万円) Value (Million Yen) | 枚 数 (丸革換算) n (※1) | 原皮換算 重量t (※2) | |
| 33,437 | 645,472 | 35,412 | 537 | 143,207 | 2,160 | Total |
| 33,437 | 645,472 | 35,412 | 537 | 143,207 | 2,160 | Chrome tanned upper leather total (except industrial use) |
| 30,428 | 560,140 | 33,676 | 537 | 83,050 | 1,791 | Cattle total |
| 29,940 | 537,569 | 32,325 | 537 | 68,770 | 1,719 | Cattle hide |
| 488 | 22,571 | 1,351 | - | 14,280 | 71 | Kip and calf |
| 3,009 | 85,332 | 1,736 | - | 60,157 | 370 | Pig leather, horse, goat and sheep leather |

※丸革換算: Conversion of whole hide

| 革製品製造業者向 For leather manufacturers | | | Goods | | |
|---------------------------------------|--------------------------------------|---------------------------------------|---------|--------|--|
| 枚数 (丸革換算) n (※) | 面積 Area (1000dm ²) | 金額 (百万円) Value (Million Yen) | | | |
| | | 1,207,574 | 363,038 | 24,678 | Total |
| | | 1,207,574 | 363,038 | 24,678 | Chrome tanned upper leather total (except industrial use) |
| | | 718,133 | 313,128 | 23,634 | Cattle total |
| | | 696,185 | 307,893 | 23,319 | Cattle hide |
| | | 21,948 | 5,235 | 315 | Kip and calf |
| | | 489,441 | 49,910 | 1,044 | Pig leather, horse, goat and sheep leather |

3 原材料消費統計

Consumption of Raw materials

(1) 消費統計表(時系列)

Historial Data by Consumption

染色整理

Dyeing and Finishing processes

染料・顔料(消費数量)

Consumption of Dyes and Pigments(Consumption Quantity)

単位(Unit) : kg

| 年 月 | 染 料 Dye | | | | | | Year and Month |
|-----------|------------|---------------------|-------------------|------------------------------------|-----------------|-----------------------|----------------|
| | 合計 1~8 | 1 直接 | 2 酸性 (金属錯塩を含む) | 3 カチオン・ ラピット・ その他の塩基 | 4 建染 (硫化を含む) | 5 分散 | |
| | Dye Total | Direct dye stuff | Acid dye stuff | Cationic,Rapid, Other basic dye | Vat dye stuff | Disperse dye stuff | |
| 平成 20 年 | 9,908,275 | 153,552 | 459,883 | 210,239 | 187,157 | 4,359,535 | C. Y. 2008 |
| 21 | 7,674,002 | 120,689 | 370,125 | 165,261 | 144,692 | 3,308,139 | C. Y. 2009 |
| 22 | 7,402,231 | 148,233 | 408,907 | 171,153 | 156,494 | 3,336,149 | C. Y. 2010 |
| 23 | 7,216,539 | 151,512 | 468,067 | 154,170 | 197,832 | 3,165,379 | C. Y. 2011 |
| 24 | 6,672,324 | 134,524 | 374,506 | 148,986 | 164,714 | 3,061,600 | C. Y. 2012 |
| 平成 22 年度 | 7,377,535 | 155,434 | 429,119 | 170,672 | 163,432 | 3,336,358 | F. Y. 2010 |
| 23 | 7,105,223 | 144,932 | 455,044 | 152,423 | 200,250 | 3,150,345 | F. Y. 2011 |
| 24 年 1~3月 | 1,678,984 | 31,382 | 96,333 | 31,043 | 42,884 | 775,145 | Q1 2012 |
| 4~6月 | 1,734,612 | 35,751 | 104,426 | 41,262 | 47,028 | 801,694 | Q2 |
| 7~9月 | 1,619,673 | 33,363 | 92,200 | 42,566 | 39,273 | 760,060 | Q3 |
| 10~12月 | 1,639,055 | 34,028 | 81,547 | 34,115 | 35,529 | 724,701 | Q4 |
| 24 年 1月 | 518,421 | 12,538 | 29,685 | 10,027 | 13,911 | 247,307 | Jan. 2012 |
| 2月 | 557,559 | 8,408 | 31,728 | 9,978 | 14,238 | 259,352 | Feb. |
| 3月 | 603,004 | 10,436 | 34,920 | 11,038 | 14,735 | 268,486 | Mar. |
| 4月 | 578,049 | 11,803 | 35,399 | 11,503 | 15,848 | 263,851 | Apr. |
| 5月 | 572,001 | 13,368 | 33,819 | 13,018 | 14,436 | 265,529 | May |
| 6月 | 584,562 | 10,580 | 35,208 | 16,741 | 16,744 | 272,314 | Jun. |
| 7月 | 555,617 | 10,562 | 32,966 | 15,942 | 14,173 | 256,894 | Jul. |
| 8月 | 527,110 | 10,380 | 30,797 | 13,787 | 13,189 | 247,067 | Aug. |
| 9月 | 536,946 | 12,421 | 28,437 | 12,837 | 11,911 | 256,099 | Sep. |
| 10月 | 562,326 | 11,468 | 28,995 | 12,801 | 11,858 | 250,718 | Oct. |
| 11月 | 555,057 | 10,734 | 25,916 | 10,946 | 12,943 | 243,504 | Nov. |
| 12月 | 521,672 | 11,826 | 26,636 | 10,368 | 10,728 | 230,479 | Dec. |

単位(Unit) : kg

| 年 月 | 染 料 Dye | | | 顔 料 Pigment | Year and Month |
|-----------|-----------------------|---------------------------|-----------------------|----------------|----------------|
| | 6 反応 | 7 蛍光 | 8 その他の染料 (アニリンを含む) | | |
| | Reactive dye stuff | Fluorescence dye stuff | Other dye stuff | | |
| 平成 20 年 | 3,928,045 | 315,976 | 65,733 | 979,466 | C. Y. 2008 |
| 21 | 3,074,672 | 258,987 | 55,398 | 809,609 | C. Y. 2009 |
| 22 | 2,714,516 | 243,544 | 53,192 | 800,625 | C. Y. 2010 |
| 23 | 2,629,016 | 275,882 | 174,681 | 788,478 | C. Y. 2011 |
| 24 | 2,363,133 | 264,941 | 159,920 | 760,638 | C. Y. 2012 |
| 平成 22 年度 | 2,653,098 | 252,908 | 81,222 | 798,697 | F. Y. 2010 |
| 23 | 2,559,317 | 271,984 | 170,928 | 809,141 | F. Y. 2011 |
| 24 年 1~3月 | 602,400 | 62,000 | 37,797 | 197,503 | Q1 2012 |
| 4~6月 | 594,502 | 65,577 | 44,372 | 203,621 | Q2 |
| 7~9月 | 543,697 | 66,438 | 42,076 | 175,354 | Q3 |
| 10~12月 | 622,534 | 70,926 | 35,675 | 184,160 | Q4 |
| 24 年 1月 | 172,764 | 19,343 | 12,846 | 64,789 | Jan. 2012 |
| 2月 | 201,172 | 21,537 | 11,146 | 71,117 | Feb. |
| 3月 | 228,464 | 21,120 | 13,805 | 61,597 | Mar. |
| 4月 | 204,166 | 21,183 | 14,296 | 61,927 | Apr. |
| 5月 | 195,597 | 22,173 | 14,061 | 68,166 | May |
| 6月 | 194,739 | 22,221 | 16,015 | 73,528 | Jun. |
| 7月 | 187,265 | 22,192 | 15,623 | 62,430 | Jul. |
| 8月 | 176,359 | 21,205 | 14,326 | 55,349 | Aug. |
| 9月 | 180,073 | 23,041 | 12,127 | 57,575 | Sep. |
| 10月 | 209,357 | 24,079 | 13,050 | 61,887 | Oct. |
| 11月 | 215,072 | 23,179 | 12,763 | 62,731 | Nov. |
| 12月 | 198,105 | 23,668 | 9,862 | 59,542 | Dec. |

(2)原材料消費統計表(年表)

Yearly Consumption of raw materials

染料・顔料消費

Dyes and Pigments

単位(Unit): kg

| 品 目 | 消費数量 Consumption Quantity | Goods |
|------------------|---------------------------------|---|
| 染料合計 | 6,672,324 | Dye total |
| 直接 | 134,524 | Direct dye stuff |
| 酸性(金属錯塩を含む) | 374,506 | Acid dye stuff(including metal complex dye) |
| カチオン・ラピット・その他の塩基 | 148,986 | Cationic・Rapid・Other basic dye |
| 建染(硫化を含む) | 164,714 | Vat dye stuff(including sulphur dye) |
| 分散 | 3,061,600 | Disperse dye stuff |
| 反応 | 2,363,133 | Reactive dye stuff |
| 蛍光 | 264,941 | Fluorescence dye stuff |
| その他の染料(アニリンを含む) | 159,920 | Other dye stuff(aniline dye included) |
| 顔料 | 760,638 | Pigment |

4 生産設備・生産能力統計(時系列) Historical Data by Productive capacity

1) 化学繊維紡糸機・生産能力

Productive capacity, Spinning machinery of Chemical fibers

単位(Unit): t (t)

| 年 月 | 化学繊維 Chemical fibers | | | | | | | | | Year and Month | |
|---------|-------------------------|---|-------------------------|-----------------------|-------------------|--------------------------------------|------------------|----------------------|---------------------------|----------------|----------------|
| | 合計1~3 Total | 1 再生・半合成繊維 Regenerated and semi-synthetic fibers | | | 計 ①~④ Total | 2 合成繊維短繊維 Synthetic staple fibers | | | | | |
| | | ①~② Total | ①長繊維 Filament fibers | ②短繊維 Staple fibers | | ①~④ Total | ①アクリル Acrylic | ②ポリエステル Polyester | ③ポリプロピレン Polypropylene | | ④その他 Others |
| | | | | | | | | | | | |
| 平成 20 年 | ... | ... | ... | ... | ... | ... | ... | ... | ... | C. Y. 2008 | |
| 21 | ... | ... | ... | ... | ... | ... | ... | ... | ... | C. Y. 2009 | |
| 22 | ... | ... | ... | ... | ... | ... | ... | ... | ... | C. Y. 2010 | |
| 23 | 125,022 | 15,641 | 2,327 | 13,314 | 49,143 | 17,075 | 20,690 | 5,525 | 5,853 | C. Y. 2011 | |
| 24 | 126,269 | 15,641 | 2,327 | 13,314 | 49,143 | 17,075 | 20,690 | 5,525 | 5,853 | C. Y. 2012 | |
| 24 年 1月 | 125,022 | 15,641 | 2,327 | 13,314 | 49,143 | 17,075 | 20,690 | 5,525 | 5,853 | Jan. 2012 | |
| 2月 | 125,047 | 15,641 | 2,327 | 13,314 | 49,143 | 17,075 | 20,690 | 5,525 | 5,853 | Feb. | |
| 3月 | 125,047 | 15,641 | 2,327 | 13,314 | 49,143 | 17,075 | 20,690 | 5,525 | 5,853 | Mar. | |
| 4月 | 125,047 | 15,641 | 2,327 | 13,314 | 49,143 | 17,075 | 20,690 | 5,525 | 5,853 | Apr. | |
| 5月 | 125,047 | 15,641 | 2,327 | 13,314 | 49,143 | 17,075 | 20,690 | 5,525 | 5,853 | May | |
| 6月 | 125,047 | 15,641 | 2,327 | 13,314 | 49,143 | 17,075 | 20,690 | 5,525 | 5,853 | Jun. | |
| 7月 | 125,047 | 15,641 | 2,327 | 13,314 | 49,143 | 17,075 | 20,690 | 5,525 | 5,853 | Jul. | |
| 8月 | 125,169 | 15,641 | 2,327 | 13,314 | 49,143 | 17,075 | 20,690 | 5,525 | 5,853 | Aug. | |
| 9月 | 125,169 | 15,641 | 2,327 | 13,314 | 49,143 | 17,075 | 20,690 | 5,525 | 5,853 | Sep. | |
| 10月 | 125,169 | 15,641 | 2,327 | 13,314 | 49,143 | 17,075 | 20,690 | 5,525 | 5,853 | Oct. | |
| 11月 | 126,269 | 15,641 | 2,327 | 13,314 | 49,143 | 17,075 | 20,690 | 5,525 | 5,853 | Nov. | |
| 12月 | 126,269 | 15,641 | 2,327 | 13,314 | 49,143 | 17,075 | 20,690 | 5,525 | 5,853 | Dec. | |

注:平成23年から「月末生産能力/日」を「月間生産能力」に変更

2) 紡機 Spinning Machinery

単位(unit):紡績(錠) Spinning machinery(Spindles)

時間(千時間) (1000 hours)

| 年 月 | 化学繊維 Chemical fibers | | | | | | 運転可能 錠数 (錠) Spindles | 総延運転 錠時間数 Spindles hours /month 合計 1~6 | Year and Month |
|---------|--|----------------|----------------------|-------------------------|---------------------------|----------------|-------------------------------|--|----------------|
| | 3 合成繊維長繊維 Synthetic filament fibers | | | | | | | | |
| | 計 ①~⑤ Total | ①ナイロン Nylon | ②ポリエステル Polyester | ③ポリエチレン Polyethylene | ④ポリプロピレン Polypropylene | ⑤その他 Others | | | |
| | | | | | | | | | |
| 平成 20 年 | ... | ... | ... | ... | ... | ... | 1,667,284 | 7,934,898 | C. Y. 2008 |
| 21 | ... | ... | ... | ... | ... | ... | 1,455,573 | 5,913,532 | C. Y. 2009 |
| 22 | ... | ... | ... | ... | ... | ... | 1,272,038 | 5,454,703 | C. Y. 2010 |
| 23 | 60,238 | 13,108 | 27,242 | 1,769 | 7,872 | 10,247 | 1,176,029 | 5,315,917 | C. Y. 2011 |
| 24 | 61,485 | 13,108 | 27,242 | 1,769 | 8,972 | 10,394 | 1,146,061 | 4,914,388 | C. Y. 2012 |
| 24 年 1月 | 60,238 | 13,108 | 27,242 | 1,769 | 7,872 | 10,247 | 1,157,021 | 401,856 | Jan. 2012 |
| 2月 | 60,263 | 13,108 | 27,242 | 1,769 | 7,872 | 10,272 | 1,157,021 | 428,554 | Feb. |
| 3月 | 60,263 | 13,108 | 27,242 | 1,769 | 7,872 | 10,272 | 1,156,637 | 449,408 | Mar. |
| 4月 | 60,263 | 13,108 | 27,242 | 1,769 | 7,872 | 10,272 | 1,156,637 | 435,847 | Apr. |
| 5月 | 60,263 | 13,108 | 27,242 | 1,769 | 7,872 | 10,272 | 1,157,309 | 409,035 | May |
| 6月 | 60,263 | 13,108 | 27,242 | 1,769 | 7,872 | 10,272 | 1,157,309 | 432,156 | Jun. |
| 7月 | 60,263 | 13,108 | 27,242 | 1,769 | 7,872 | 10,272 | 1,146,253 | 417,555 | Jul. |
| 8月 | 60,385 | 13,108 | 27,242 | 1,769 | 7,872 | 10,394 | 1,146,253 | 355,452 | Aug. |
| 9月 | 60,385 | 13,108 | 27,242 | 1,769 | 7,872 | 10,394 | 1,146,253 | 398,952 | Sep. |
| 10月 | 60,385 | 13,108 | 27,242 | 1,769 | 7,872 | 10,394 | 1,146,253 | 414,270 | Oct. |
| 11月 | 61,485 | 13,108 | 27,242 | 1,769 | 8,972 | 10,394 | 1,146,061 | 394,400 | Nov. |
| 12月 | 61,485 | 13,108 | 27,242 | 1,769 | 8,972 | 10,394 | 1,146,061 | 376,903 | Dec. |

注:年次の「生産能力」は12月分である。

"Production capacity" in each year is that in December.

Note: 注:平成23年から紡機タイプ区分は削除

単位(unit):紡績(錠)Spinning machinery (Spindles)
時間(千時間) (1000 hours)

3)織機 Weaving machinery
織物用織機合計Machinery for woven fabrics total

| 年 月 | 総延運転錠時間数 Spindles hours /month | | | | | | 一般織機 General weaving machinery | | Year and Month |
|---------|-----------------------------------|---|----------------------------------|----------------------|--------------------------|--------------------|--|---|----------------|
| | 1 綿糸用 Cotton yarn | 2 再生・半合成繊維糸用 Regenerated and semi-synthetic fiber yarn | 3 合成繊維糸用 Synthetic fiber yarn | 4 毛糸用 Woolen yarn | 5 絹紡糸用 Spun silk yarn | 6 麻糸用 Flax yarn | 計 Total | | |
| | | | | | | | 月末保有台数 Number of machines hold at end month | 月間平均実働台数 Monthly total of working machines | |
| | 月末保有台数 | 月間平均実働台数 | | | | | | | |
| 平成 20 年 | 3,532,617 | 661,428 | 3,017,023 | 658,303 | 7,794 | 57,733 | 64,950 | 53,079 | C. Y. 2008 |
| 21 | 2,740,571 | 547,494 | 2,148,273 | 427,944 | 6,754 | 42,496 | 48,951 | 38,310 | C. Y. 2009 |
| 22 | 2,373,041 | 524,325 | 2,059,425 | 460,176 | 2,212 | 35,524 | 23,260 | 18,785 | C. Y. 2010 |
| 23 | 2,270,636 | 486,528 | 2,034,411 | 493,938 | 2,938 | 27,466 | 21,703 | 18,340 | C. Y. 2011 |
| 24 | 1,991,860 | 486,254 | 1,912,821 | 492,694 | 1,971 | 28,788 | 20,588 | 17,036 | C. Y. 2012 |
| 24 年 1月 | 165,534 | 41,830 | 152,087 | 39,863 | 47 | 2,495 | 21,441 | 17,793 | Jan. 2012 |
| 2月 | 179,833 | 43,111 | 161,355 | 42,310 | 245 | 1,700 | 21,344 | 17,596 | Feb. |
| 3月 | 186,660 | 43,571 | 172,657 | 43,953 | 5 | 2,562 | 21,339 | 17,596 | Mar. |
| 4月 | 178,973 | 39,840 | 171,176 | 43,191 | 51 | 2,616 | 21,379 | 17,395 | Apr. |
| 5月 | 157,828 | 39,670 | 167,731 | 41,637 | 211 | 1,958 | 21,279 | 17,114 | May |
| 6月 | 171,096 | 42,019 | 173,747 | 43,003 | 74 | 2,217 | 21,198 | 16,992 | Jun. |
| 7月 | 164,387 | 41,926 | 164,908 | 43,384 | 93 | 2,857 | 21,139 | 16,918 | Jul. |
| 8月 | 137,482 | 34,686 | 143,613 | 37,229 | 85 | 2,357 | 21,067 | 16,692 | Aug. |
| 9月 | 156,537 | 37,608 | 161,114 | 40,373 | 201 | 3,119 | 21,008 | 16,673 | Sep. |
| 10月 | 172,379 | 39,116 | 156,888 | 42,560 | 305 | 3,022 | 20,958 | 16,621 | Oct. |
| 11月 | 163,509 | 39,567 | 148,995 | 39,987 | 302 | 2,040 | 20,597 | 16,557 | Nov. |
| 12月 | 157,642 | 43,310 | 138,550 | 35,204 | 352 | 1,845 | 20,588 | 16,481 | Dec. |

綿スフ織物業 Cotton staple fabrics industry

| 年 月 | 一般織機 General weaving machinery | | | | 一般織機 General weaving machinery | | | | Year and Month |
|---------|--|---|--|---|--|---|--|---|----------------|
| | 無ひ織機 Shuttleless looms | | 有ひ織機 Shuttle looms | | 計 Total | | 無ひ織機 Shuttleless looms | | |
| | 月末保有台数 Number of machines hold at end month | 月間平均実働台数 Monthly total of working machines | 月末保有台数 Number of machines hold at end month | 月間平均実働台数 Monthly total of working machines | 月末保有台数 Number of machines hold at end month | 月間平均実働台数 Monthly total of working machines | 月末保有台数 Number of machines hold at end month | 月間平均実働台数 Monthly total of working machines | |
| | 月末保有台数 | 月間平均実働台数 | 月末保有台数 | 月間平均実働台数 | 月末保有台数 | 月間平均実働台数 | 月末保有台数 | 月間平均実働台数 | |
| 平成 20 年 | 31,565 | 28,255 | 33,385 | 24,824 | 23,826 | 20,078 | 10,475 | 9,571 | C. Y. 2008 |
| 21 | 25,138 | 21,474 | 23,813 | 16,836 | 19,145 | 15,896 | 8,964 | 7,910 | C. Y. 2009 |
| 22 | 16,520 | 14,059 | 6,740 | 4,726 | 6,959 | 5,846 | 4,737 | 4,160 | C. Y. 2010 |
| 23 | 15,966 | 14,139 | 5,737 | 4,201 | 6,296 | 5,702 | 4,342 | 4,033 | C. Y. 2011 |
| 24 | 15,065 | 13,143 | 5,523 | 3,893 | 6,163 | 5,408 | 4,207 | 3,779 | C. Y. 2012 |
| 24 年 1月 | 15,878 | 13,819 | 5,563 | 3,974 | 6,315 | 5,553 | 4,359 | 3,893 | Jan. 2012 |
| 2月 | 15,781 | 13,654 | 5,563 | 3,942 | 6,247 | 5,399 | 4,291 | 3,774 | Feb. |
| 3月 | 15,781 | 13,666 | 5,558 | 3,930 | 6,247 | 5,428 | 4,291 | 3,799 | Mar. |
| 4月 | 15,830 | 13,500 | 5,549 | 3,895 | 6,233 | 5,390 | 4,277 | 3,763 | Apr. |
| 5月 | 15,751 | 13,215 | 5,528 | 3,899 | 6,188 | 5,398 | 4,232 | 3,772 | May |
| 6月 | 15,670 | 13,068 | 5,528 | 3,924 | 6,194 | 5,406 | 4,238 | 3,769 | Jun. |
| 7月 | 15,608 | 13,028 | 5,531 | 3,890 | 6,163 | 5,407 | 4,207 | 3,776 | Jul. |
| 8月 | 15,535 | 12,855 | 5,532 | 3,837 | 6,163 | 5,386 | 4,207 | 3,766 | Aug. |
| 9月 | 15,472 | 12,821 | 5,536 | 3,852 | 6,163 | 5,387 | 4,207 | 3,761 | Sep. |
| 10月 | 15,437 | 12,777 | 5,521 | 3,844 | 6,163 | 5,379 | 4,207 | 3,755 | Oct. |
| 11月 | 15,071 | 12,687 | 5,526 | 3,870 | 6,163 | 5,394 | 4,207 | 3,761 | Nov. |
| 12月 | 15,065 | 12,620 | 5,523 | 3,861 | 6,163 | 5,372 | 4,207 | 3,753 | Dec. |

注 1: 紡績の錠数は年末数又は月末数である。

注 2: 織物用織機合計にはその他の織機「タオル」は含まない。

Note 1: The number of spindles in spinning machinery is from the end of the year or month.

Note 2: The total for weaving machinery does not include amounts for Other weaving machines "Weaving machinery for towel".

毛織物業 Wool fabrics industry

| 年 月 | 一般織機 General weaving machinery | | 一般織機 General weaving machinery | | | | | | Year and Month |
|---------|--|---|--|---|--|---|--|---|----------------|
| | 有ひ織機 Shuttle looms | | 計 Total | | 無ひ織機 Shuttleless looms | | 有ひ織機 Shuttle looms | | |
| | 月末保有台数 Number of machines hold at end month | 月間平均実働台数 Monthly total of working machines | 月末保有台数 Number of machines hold at end month | 月間平均実働台数 Monthly total of working machines | 月末保有台数 Number of machines hold at end month | 月間平均実働台数 Monthly total of working machines | 月末保有台数 Number of machines hold at end month | 月間平均実働台数 Monthly total of working machines | |
| | | | | | | | | | |
| 平成 20 年 | 13,351 | 10,507 | 2,743 | 1,782 | 1,879 | 1,349 | 864 | 434 | C. Y. 2008 |
| 21 | 10,181 | 7,987 | 1,290 | 1,086 | 1,028 | 924 | 262 | 162 | C. Y. 2009 |
| 22 | 2,222 | 1,686 | 963 | 769 | 830 | 715 | 133 | 54 | C. Y. 2010 |
| 23 | 1,954 | 1,669 | 817 | 662 | 705 | 617 | 112 | 46 | C. Y. 2011 |
| 24 | 1,956 | 1,630 | 745 | 631 | 645 | 584 | 100 | 47 | C. Y. 2012 |
| 24 年 1月 | 1,956 | 1,660 | 822 | 639 | 710 | 592 | 112 | 47 | Jan. 2012 |
| 2月 | 1,956 | 1,625 | 822 | 643 | 710 | 596 | 112 | 47 | Feb. |
| 3月 | 1,956 | 1,629 | 822 | 648 | 710 | 600 | 112 | 48 | Mar. |
| 4月 | 1,956 | 1,627 | 822 | 640 | 710 | 593 | 112 | 47 | Apr. |
| 5月 | 1,956 | 1,626 | 822 | 638 | 710 | 590 | 112 | 48 | May |
| 6月 | 1,956 | 1,637 | 771 | 631 | 659 | 583 | 112 | 48 | Jun. |
| 7月 | 1,956 | 1,631 | 771 | 633 | 659 | 585 | 112 | 48 | Jul. |
| 8月 | 1,956 | 1,620 | 771 | 624 | 659 | 577 | 112 | 47 | Aug. |
| 9月 | 1,956 | 1,626 | 764 | 627 | 652 | 580 | 112 | 47 | Sep. |
| 10月 | 1,956 | 1,624 | 745 | 624 | 645 | 578 | 100 | 46 | Oct. |
| 11月 | 1,956 | 1,633 | 745 | 621 | 645 | 576 | 100 | 45 | Nov. |
| 12月 | 1,956 | 1,619 | 745 | 598 | 645 | 555 | 100 | 43 | Dec. |

絹人絹織物業 Silk layon fabrics industry

麻織物業 Flax fabrics industry

| 年 月 | 一般織機 General weaving machinery | | | | | | 一般織機 General weaving machinery | | Year and Month |
|---------|--|---|--|---|--|---|--|---|----------------|
| | 計 Total | | 無ひ織機 Shuttleless looms | | 有ひ織機 Shuttle looms | | 計 Total | | |
| | 月末保有台数 Number of machines hold at end month | 月間平均実働台数 Monthly total of working machines | 月末保有台数 Number of machines hold at end month | 月間平均実働台数 Monthly total of working machines | 月末保有台数 Number of machines hold at end month | 月間平均実働台数 Monthly total of working machines | 月末保有台数 Number of machines hold at end month | 月間平均実働台数 Monthly total of working machines | |
| | | | | | | | | | |
| 平成 20 年 | 38,134 | 31,018 | 19,047 | 17,209 | 19,087 | 13,809 | 247 | 200 | C. Y. 2008 |
| 21 | 28,293 | 21,147 | 15,000 | 12,534 | 13,293 | 8,613 | 223 | 181 | C. Y. 2009 |
| 22 | 15,118 | 12,000 | 10,807 | 9,085 | 4,311 | 2,915 | 220 | 170 | C. Y. 2010 |
| 23 | 14,370 | 11,802 | 10,773 | 9,388 | 3,597 | 2,415 | 220 | 174 | C. Y. 2011 |
| 24 | 13,517 | 10,878 | 10,076 | 8,687 | 3,441 | 2,191 | 163 | 119 | C. Y. 2012 |
| 24 年 1月 | 14,141 | 11,476 | 10,672 | 9,235 | 3,469 | 2,241 | 163 | 125 | Jan. 2012 |
| 2月 | 14,112 | 11,429 | 10,643 | 9,185 | 3,469 | 2,244 | 163 | 125 | Feb. |
| 3月 | 14,107 | 11,396 | 10,643 | 9,169 | 3,464 | 2,227 | 163 | 124 | Mar. |
| 4月 | 14,161 | 11,243 | 10,706 | 9,048 | 3,455 | 2,195 | 163 | 122 | Apr. |
| 5月 | 14,106 | 10,956 | 10,672 | 8,757 | 3,434 | 2,199 | 163 | 122 | May |
| 6月 | 14,070 | 10,836 | 10,636 | 8,623 | 3,434 | 2,213 | 163 | 119 | Jun. |
| 7月 | 14,042 | 10,762 | 10,605 | 8,577 | 3,437 | 2,185 | 163 | 116 | Jul. |
| 8月 | 13,970 | 10,567 | 10,532 | 8,423 | 3,438 | 2,144 | 163 | 115 | Aug. |
| 9月 | 13,918 | 10,542 | 10,476 | 8,389 | 3,442 | 2,153 | 163 | 117 | Sep. |
| 10月 | 13,887 | 10,503 | 10,448 | 8,355 | 3,439 | 2,148 | 163 | 115 | Oct. |
| 11月 | 13,526 | 10,423 | 10,082 | 8,257 | 3,444 | 2,166 | 163 | 119 | Nov. |
| 12月 | 13,517 | 10,397 | 10,076 | 8,224 | 3,441 | 2,173 | 163 | 114 | Dec. |

注: 年次の「月末保有台数」は年末、「月間平均実働台数」は年平均である。

Note: "End-of-month number" in each year is the number at the end of the year. "Monthly total of operating machines"

4) タフテットカーペット・フェルト・不織布

麻織物業 Flax fabrics industry

その他の織機 Others

Tufted carpet, Felt and Non-woven fabrics

| 年 月 | 一般織機 General weaving machinery | | | | タオル Weaving machinery for towel | | タフティング マシン Tufting machines | プレスフェルト 用ハーダ For press felt | Year and Month |
|---------|--|---|--|---|--|---|--------------------------------------|-----------------------------------|----------------|
| | 無ひ織機 Shuttleless looms | | 有ひ織機 Shuttle looms | | 綿スフ織物業 Cotton staple fabrics industry | | 月 間 生産能力 (1000m ²) | 月 間 生産能力 (t) | |
| | 月末保有台数 Number of machines hold at end month | 月間平均実働台数 Monthly total of working machines | 月末保有台数 Number of machines hold at end month | 月間平均実働台数 Monthly total of working machines | 月末保有台数 Number of machines hold at end month | 月間平均実働台数 Monthly total of working machines | Monthly of Production capacity | Monthly of Production capacity | |
| | | | | | | | | | |
| 平成 20 年 | 164 | 127 | 83 | 73 | 3,083 | 2,625 | ... | ... | C. Y. 2008 |
| 21 | 146 | 107 | 77 | 74 | 2,614 | 2,138 | ... | ... | C. Y. 2009 |
| 22 | 146 | 99 | 74 | 71 | 1,605 | 1,106 | ... | ... | C. Y. 2010 |
| 23 | 146 | 103 | 74 | 71 | 1,547 | 1,087 | 6,522 | 624 | C. Y. 2011 |
| 24 | 137 | 93 | 26 | 26 | 1,415 | 972 | 6,559 | 616 | C. Y. 2012 |
| 24 年 1月 | 137 | 99 | 26 | 26 | 1,438 | 966 | 6,386 | 624 | Jan. 2012 |
| 2月 | 137 | 99 | 26 | 26 | 1,434 | 965 | 6,386 | 624 | Feb. |
| 3月 | 137 | 98 | 26 | 26 | 1,424 | 978 | 6,386 | 624 | Mar. |
| 4月 | 137 | 96 | 26 | 26 | 1,424 | 975 | 6,266 | 624 | Apr. |
| 5月 | 137 | 96 | 26 | 26 | 1,423 | 978 | 6,445 | 616 | May |
| 6月 | 137 | 93 | 26 | 26 | 1,423 | 979 | 6,455 | 616 | Jun. |
| 7月 | 137 | 90 | 26 | 26 | 1,423 | 965 | 6,455 | 616 | Jul. |
| 8月 | 137 | 89 | 26 | 26 | 1,419 | 963 | 6,455 | 616 | Aug. |
| 9月 | 137 | 91 | 26 | 26 | 1,419 | 968 | 6,515 | 616 | Sep. |
| 10月 | 137 | 89 | 26 | 26 | 1,415 | 977 | 6,559 | 616 | Oct. |
| 11月 | 137 | 93 | 26 | 26 | 1,415 | 972 | 6,559 | 616 | Nov. |
| 12月 | 137 | 88 | 26 | 26 | 1,415 | 973 | 6,559 | 616 | Dec. |

注：平成23年から「タフティングマシン」及び「プレスフェルト用ハーダ」は「月末保有台数」、「月間平均実働台数」を「月間生産能力」に変更

| 年 月 | 不織布用 合 計 Non-Woven fabrics Total | 乾式計 Dry laid total | ケミカル ボンド式 Chemical bond | サーマル ボンド式 Thermal bond | ニードル パンチ式 Needle punch | スパンボンド・ メルトブロー式 Spun bond・ melt blown | スパン レース式 Spun lace | その他の 乾式 Other dry laid | Year and Month |
|---------|---|--------------------------------------|--------------------------------------|--------------------------------------|--------------------------------------|--|--------------------------------------|--------------------------------------|----------------|
| | 月 間 生産能力 (t) | 月 間 生産能力 (t) | 月 間 生産能力 (t) | 月 間 生産能力 (t) | 月 間 生産能力 (t) | 月 間 生産能力 (t) | 月 間 生産能力 (t) | 月 間 生産能力 (t) | |
| | Monthly of Production capacity | Monthly of Production capacity | Monthly of Production capacity | Monthly of Production capacity | Monthly of Production capacity | Monthly of Production capacity | Monthly of Production capacity | Monthly of Production capacity | |
| | | | | | | | | | |
| 平成 20 年 | 39,344 | 33,810 | 3,607 | 5,119 | 9,714 | 9,271 | 3,381 | 2,719 | C. Y. 2008 |
| 21 | 39,505 | 33,979 | 3,703 | 4,701 | 9,396 | 9,281 | 3,623 | 3,275 | C. Y. 2009 |
| 22 | 38,211 | 32,642 | 2,553 | 4,644 | 9,262 | 9,281 | 3,623 | 3,279 | C. Y. 2010 |
| 23 | 38,440 | 32,753 | 2,553 | 4,567 | 9,224 | 9,281 | 3,857 | 3,271 | C. Y. 2011 |
| 24 | 39,504 | 34,594 | 2,553 | 4,497 | 9,156 | 10,925 | 4,187 | 3,276 | C. Y. 2012 |
| 24 年 1月 | 38,708 | 33,496 | 2,553 | 4,567 | 9,199 | 9,920 | 3,987 | 3,271 | Jan. 2012 |
| 2月 | 38,708 | 33,496 | 2,553 | 4,567 | 9,199 | 9,920 | 3,987 | 3,271 | Feb. |
| 3月 | 38,713 | 33,501 | 2,553 | 4,567 | 9,199 | 9,925 | 3,987 | 3,271 | Mar. |
| 4月 | 38,478 | 33,488 | 2,553 | 4,567 | 9,181 | 9,925 | 3,987 | 3,276 | Apr. |
| 5月 | 38,478 | 33,488 | 2,553 | 4,567 | 9,181 | 9,925 | 3,987 | 3,276 | May |
| 6月 | 38,478 | 33,488 | 2,553 | 4,567 | 9,181 | 9,925 | 3,987 | 3,276 | Jun. |
| 7月 | 39,608 | 34,618 | 2,553 | 4,497 | 9,181 | 10,925 | 4,187 | 3,276 | Jul. |
| 8月 | 39,608 | 34,618 | 2,553 | 4,497 | 9,181 | 10,925 | 4,187 | 3,276 | Aug. |
| 9月 | 39,634 | 34,644 | 2,553 | 4,497 | 9,206 | 10,925 | 4,187 | 3,276 | Sep. |
| 10月 | 39,634 | 34,644 | 2,553 | 4,497 | 9,206 | 10,925 | 4,187 | 3,276 | Oct. |
| 11月 | 39,554 | 34,644 | 2,553 | 4,497 | 9,206 | 10,925 | 4,187 | 3,276 | Nov. |
| 12月 | 39,504 | 34,594 | 2,553 | 4,497 | 9,156 | 10,925 | 4,187 | 3,276 | Dec. |

5)ニット・衣服縫製品
Knit and Sewn clothing

| 年 月 | 湿 式 | たて編機 | | 丸編機 (除靴下機) | | 横編機 (除フルファッション) | | Year and Month |
|---------|--------------------------------|--------------------------------------|-----------------------------------|--|-----------------------------------|--------------------------------------|-----------------------------------|----------------|
| | Wet laid | Wrap knitting machines | | Circular knitting machines(excluded socks and stocking knitting machine) | | Flat knitting machines | | |
| | 月 間 生産能力 (t) | 月末保有台数 | 月間平均実働台数 | 月末保有台数 | 月間平均実働台数 | 月末保有台数 | 月間平均実働台数 | |
| | Monthly of Production capacity | Number of machines hold at end month | Monthly total of working machines | Number of machines hold at end month | Monthly total of working machines | Number of machines hold at end month | Monthly total of working machines | |
| 平成 20 年 | 5,534 | 873 | 737 | 5,022 | 2,924 | 3,349 | 2,286 | C. Y. 2008 |
| 21 | 5,526 | 804 | 672 | 3,834 | 2,400 | 2,637 | 1,763 | C. Y. 2009 |
| 22 | 5,569 | 702 | 624 | 3,652 | 2,291 | 2,241 | 1,413 | C. Y. 2010 |
| 23 | 5,687 | 685 | 596 | 3,389 | 2,226 | 2,091 | 1,383 | C. Y. 2011 |
| 24 | 4,910 | 683 | 590 | 3,490 | 2,302 | 1,945 | 1,246 | C. Y. 2012 |
| 24 年 1月 | 5,212 | 690 | 598 | 3,489 | 2,346 | 2,043 | 1,241 | Jan. 2012 |
| 2月 | 5,212 | 690 | 602 | 3,490 | 2,409 | 2,039 | 1,219 | Feb. |
| 3月 | 5,212 | 690 | 602 | 3,477 | 2,330 | 2,039 | 1,199 | Mar. |
| 4月 | 4,990 | 690 | 602 | 3,478 | 2,372 | 2,032 | 1,264 | Apr. |
| 5月 | 4,990 | 690 | 601 | 3,473 | 2,372 | 2,033 | 1,265 | May |
| 6月 | 4,990 | 691 | 601 | 3,475 | 2,150 | 2,041 | 1,256 | Jun. |
| 7月 | 4,990 | 690 | 595 | 3,476 | 2,351 | 2,041 | 1,267 | Jul. |
| 8月 | 4,990 | 684 | 572 | 3,477 | 2,267 | 2,041 | 1,281 | Aug. |
| 9月 | 4,990 | 684 | 567 | 3,477 | 2,292 | 2,041 | 1,289 | Sep. |
| 10月 | 4,990 | 684 | 579 | 3,465 | 2,269 | 2,041 | 1,299 | Oct. |
| 11月 | 4,910 | 684 | 581 | 3,490 | 2,248 | 2,010 | 1,217 | Nov. |
| 12月 | 4,910 | 683 | 575 | 3,490 | 2,218 | 1,945 | 1,150 | Dec. |

6)ふとん Futon

| 年 月 | 横編機 (フルファッション) | | 靴下機 (丸編) | | 工業用動力カミシン | | ふとん (1000枚) | Year and Month |
|---------|--------------------------------------|-----------------------------------|---|-----------------------------------|--------------------------------------|-----------------------------------|--------------------------------|----------------|
| | For full-fashioned machines | | Circular knitting machines for socks and stocking | | Industrial sewing machines | | Futon forming machine (1000n) | |
| | 月末保有台数 | 月間平均実働台数 | 月末保有台数 | 月間平均実働台数 | 月末保有台数 | 月間平均実働台数 | 月間生産能力 | |
| | Number of machines hold at end month | Monthly total of working machines | Number of machines hold at end month | Monthly total of working machines | Number of machines hold at end month | Monthly total of working machines | Monthly of Production capacity | |
| 平成 20 年 | 190 | 167 | 11,113 | 7,224 | 87,983 | 67,281 | ... | C. Y. 2008 |
| 21 | 190 | 157 | 10,501 | 6,710 | 78,698 | 60,547 | ... | C. Y. 2009 |
| 22 | 37 | 15 | 9,925 | 6,435 | 75,172 | 57,386 | ... | C. Y. 2010 |
| 23 | 37 | 17 | 9,398 | 6,048 | 70,666 | 53,795 | 297 | C. Y. 2011 |
| 24 | 19 | 13 | 9,360 | 6,017 | 68,865 | 52,206 | 274 | C. Y. 2012 |
| 24 年 1月 | 19 | 13 | 9,588 | 6,008 | 71,414 | 52,975 | 300 | Jan. 2012 |
| 2月 | 19 | 14 | 9,598 | 5,990 | 70,975 | 52,668 | 300 | Feb. |
| 3月 | 19 | 12 | 9,587 | 5,975 | 70,927 | 52,668 | 300 | Mar. |
| 4月 | 19 | 13 | 9,587 | 6,010 | 70,584 | 52,567 | 300 | Apr. |
| 5月 | 19 | 11 | 9,587 | 6,110 | 70,249 | 52,427 | 301 | May |
| 6月 | 19 | 12 | 9,586 | 6,090 | 70,284 | 52,527 | 301 | Jun. |
| 7月 | 19 | 14 | 9,558 | 6,092 | 70,305 | 52,387 | 301 | Jul. |
| 8月 | 19 | 13 | 9,498 | 6,032 | 70,216 | 52,269 | 301 | Aug. |
| 9月 | 19 | 14 | 9,448 | 6,010 | 69,702 | 51,821 | 274 | Sep. |
| 10月 | 19 | 14 | 9,376 | 5,989 | 69,544 | 51,654 | 274 | Oct. |
| 11月 | 19 | 12 | 9,376 | 5,991 | 69,235 | 51,331 | 274 | Nov. |
| 12月 | 19 | 14 | 9,360 | 5,910 | 68,865 | 51,179 | 274 | Dec. |

注：平成23年から「ふとん」は「月末保有台数」、「月間平均実働台数」を「月間生産能力」に変更

7)家具 Furniture

8)文具 Stationery

| 年 月 | 金属製家具(個) Metal furniture(n) | | ボールペン(1000本) Ballpoint pens(1000n) | | Year and Month |
|---------|--|--|--|---|----------------|
| | 事務用机 Office-desks | 回転式いす Swivel chairs | (インキング・マシン) (Inking machine) | | |
| | 月間生産能力 Monthly of Production capacity | 月間生産能力 Monthly of Production capacity | 中芯月間生産能力 Monthly production capacity of Refills | 中芯月間生産実績 Monthly production results of Refills | |
| | | | | | |
| 平成 20 年 | 278,017 | 317,455 | 135,032 | 831,627 | C. Y. 2008 |
| 21 | 278,017 | 310,455 | 135,032 | 746,957 | C. Y. 2009 |
| 22 | 278,017 | 309,455 | 137,034 | 826,495 | C. Y. 2010 |
| 23 | 282,817 | 309,455 | 137,034 | 898,525 | C. Y. 2011 |
| 24 | 280,317 | 298,455 | 137,034 | 804,265 | C. Y. 2012 |
| 24 年 1月 | 280,317 | 309,455 | 137,034 | 61,637 | Jan. 2012 |
| 2月 | 280,317 | 309,455 | 137,034 | 71,823 | Feb. |
| 3月 | 280,317 | 309,455 | 137,034 | 76,649 | Mar. |
| 4月 | 280,317 | 301,455 | 137,034 | 68,926 | Apr. |
| 5月 | 280,317 | 301,455 | 137,034 | 74,352 | May |
| 6月 | 280,317 | 301,455 | 137,034 | 64,952 | Jun. |
| 7月 | 280,317 | 301,455 | 137,034 | 61,458 | Jul. |
| 8月 | 280,317 | 298,455 | 137,034 | 57,953 | Aug. |
| 9月 | 280,317 | 298,455 | 137,034 | 60,183 | Sep. |
| 10月 | 280,317 | 298,455 | 137,034 | 70,706 | Oct. |
| 11月 | 280,317 | 298,455 | 137,034 | 72,476 | Nov. |
| 12月 | 280,317 | 298,455 | 137,034 | 63,150 | Dec. |

5 労務統計(時系列)
Historial Data by Labor

| 年 月 | 1) 化学繊維計①~② Chemical fibers | ① 再生・半合成繊維 Regenerated and semi-synthetic fibers | ② 合成繊維 Synthetic fibers | 2) 紡績 Spinning | Year and Month |
|---------|---|---|---|---|----------------|
| | 月末従事者数 Number of persons engaged at end of month | 月末従事者数 Number of persons engaged at end of month | 月末従事者数 Number of persons engaged at end of month | 月末従事者数 Number of persons engaged at end of month | |
| 平成 20 年 | 7,639 | 951 | 6,688 | 5,699 | C.Y. 2008 |
| 21 | 7,341 | 883 | 6,458 | 4,809 | C.Y. 2009 |
| 22 | 7,249 | 902 | 6,347 | 4,339 | C.Y. 2010 |
| 23 | 7,430 | 911 | 6,519 | 4,333 | C.Y. 2011 |
| 24 | 7,583 | 951 | 6,632 | 4,229 | C.Y. 2012 |
| 24 年 1月 | 7,400 | 903 | 6,497 | 4,258 | Jan. 2012 |
| 2月 | 7,402 | 901 | 6,501 | 4,253 | Feb. |
| 3月 | 7,395 | 902 | 6,493 | 4,265 | Mar. |
| 4月 | 7,447 | 905 | 6,542 | 4,318 | Apr. |
| 5月 | 7,498 | 922 | 6,576 | 4,319 | May |
| 6月 | 7,587 | 952 | 6,635 | 4,309 | Jun. |
| 7月 | 7,569 | 947 | 6,622 | 4,295 | Jul. |
| 8月 | 7,553 | 944 | 6,609 | 4,261 | Aug. |
| 9月 | 7,555 | 948 | 6,607 | 4,257 | Sep. |
| 10月 | 7,643 | 954 | 6,689 | 4,257 | Oct. |
| 11月 | 7,608 | 950 | 6,658 | 4,277 | Nov. |
| 12月 | 7,583 | 951 | 6,632 | 4,229 | Dec. |

| 年 月 | 3) 織物①~④ Woven fabrics | ① 綿・スフ織物 Cotton staple fabrics industry | ② 毛織物 Wool fabrics industry | ③ 絹人絹織物 Silk rayon fabrics industry | Year and Month |
|---------|---|---|---|---|----------------|
| | 月末従事者数 Number of persons engaged at end of month | 月末従事者数 Number of persons engaged at end of month | 月末従事者数 Number of persons engaged at end of month | 月末従事者数 Number of persons engaged at end of month | |
| 平成 20 年 | 32,046 | 10,341 | 1,892 | 19,681 | C.Y. 2008 |
| 21 | 23,371 | 8,398 | 935 | 13,936 | C.Y. 2009 |
| 22 | 11,317 | 4,877 | 576 | 5,765 | C.Y. 2010 |
| 23 | 10,737 | 4,674 | 557 | 5,407 | C.Y. 2011 |
| 24 | 10,167 | 4,514 | 519 | 5,060 | C.Y. 2012 |
| 24 年 1月 | 10,619 | 4,610 | 558 | 5,358 | Jan. 2012 |
| 2月 | 10,513 | 4,535 | 557 | 5,328 | Feb. |
| 3月 | 10,536 | 4,540 | 558 | 5,344 | Mar. |
| 4月 | 10,576 | 4,563 | 553 | 5,364 | Apr. |
| 5月 | 10,545 | 4,560 | 549 | 5,341 | May |
| 6月 | 10,519 | 4,571 | 536 | 5,317 | Jun. |
| 7月 | 10,465 | 4,577 | 537 | 5,257 | Jul. |
| 8月 | 10,406 | 4,561 | 536 | 5,215 | Aug. |
| 9月 | 10,323 | 4,550 | 533 | 5,168 | Sep. |
| 10月 | 10,290 | 4,545 | 527 | 5,146 | Oct. |
| 11月 | 10,199 | 4,538 | 528 | 5,059 | Nov. |
| 12月 | 10,167 | 4,514 | 519 | 5,060 | Dec. |

| 年 月 | ④ 麻織物 Flax fabrics industry | 4) タフテッドカーペット・フェルト・不織布 Tufted carpet・Felt・Non-woven fabrics | 5) 染色整理①~② Dyeing and Finishing processes | ① 織物染色整理 Woven fabrics | Year and Month |
|---------|---|--|---|---|----------------|
| | 月末従事者数 Number of persons engaged at end of month | 月末従事者数 Number of persons engaged at end of month | 月末従事者数 Number of persons engaged at end of month | 月末従事者数 Number of persons engaged at end of month | |
| 平成 20 年 | 132 | 7,594 | 13,790 | 11,911 | C.Y. 2008 |
| 21 | 102 | 7,231 | 12,578 | 10,895 | C.Y. 2009 |
| 22 | 99 | 7,071 | 11,515 | 10,104 | C.Y. 2010 |
| 23 | 99 | 7,357 | 11,355 | 10,000 | C.Y. 2011 |
| 24 | 74 | 7,209 | 10,848 | 9,475 | C.Y. 2012 |
| 24 年 1月 | 71 | 7,201 | 11,290 | 9,943 | Jan. 2012 |
| 2月 | 71 | 7,277 | 11,294 | 9,954 | Feb. |
| 3月 | 72 | 7,245 | 11,284 | 9,952 | Mar. |
| 4月 | 74 | 7,309 | 11,511 | 10,118 | Apr. |
| 5月 | 73 | 7,199 | 11,524 | 10,106 | May |
| 6月 | 73 | 7,206 | 11,182 | 9,745 | Jun. |
| 7月 | 72 | 7,177 | 11,110 | 9,668 | Jul. |
| 8月 | 72 | 7,137 | 11,075 | 9,638 | Aug. |
| 9月 | 72 | 7,211 | 10,999 | 9,581 | Sep. |
| 10月 | 72 | 7,349 | 10,941 | 9,538 | Oct. |
| 11月 | 74 | 7,227 | 10,884 | 9,496 | Nov. |
| 12月 | 74 | 7,209 | 10,848 | 9,475 | Dec. |

| 年 月 | ② 毛織物染色整理 Wool fabrics | 6) ニット・衣服縫製品 Knit and Sewn clothing | 7) 製綿・ふとん Wedding and Futon | 8) 漁網・陸上網 Fishing nets and Ground nets | Year and Month |
|---------|---|---|---|---|----------------|
| | 月末従事者数 Number of persons engaged at end of month | 月末従事者数 Number of persons engaged at end of month | 月末従事者数 Number of persons engaged at end of month | 月末従事者数 Number of persons engaged at end of month | |
| 平成 20 年 | 1,879 | 55,666 | 1,699 | 1,417 | C.Y. 2008 |
| 21 | 1,683 | 49,573 | 1,575 | 1,457 | C.Y. 2009 |
| 22 | 1,411 | 46,315 | 1,494 | 1,484 | C.Y. 2010 |
| 23 | 1,355 | 43,441 | 1,462 | 1,445 | C.Y. 2011 |
| 24 | 1,373 | 42,157 | 1,362 | 1,357 | C.Y. 2012 |
| 24 年 1月 | 1,347 | 43,271 | 1,404 | 1,376 | Jan. 2012 |
| 2月 | 1,340 | 43,288 | 1,403 | 1,344 | Feb. |
| 3月 | 1,332 | 43,197 | 1,400 | 1,426 | Mar. |
| 4月 | 1,393 | 43,450 | 1,397 | 1,459 | Apr. |
| 5月 | 1,418 | 43,346 | 1,387 | 1,452 | May |
| 6月 | 1,437 | 43,231 | 1,392 | 1,455 | Jun. |
| 7月 | 1,442 | 43,084 | 1,399 | 1,450 | Jul. |
| 8月 | 1,437 | 43,038 | 1,422 | 1,458 | Aug. |
| 9月 | 1,418 | 42,628 | 1,384 | 1,391 | Sep. |
| 10月 | 1,403 | 42,439 | 1,387 | 1,377 | Oct. |
| 11月 | 1,388 | 42,308 | 1,364 | 1,356 | Nov. |
| 12月 | 1,373 | 42,157 | 1,362 | 1,357 | Dec. |

| 年 月 | 9) 合成繊維綱 synthetic fiber ropes | 10) 細幅・組ひも・レース生地 Narrow fabrics・Braids・Lase fabrics | 11) 家具 Furniture | 12) 楽器 Musical instruments | Year and Month |
|---------|---|--|---|---|----------------|
| | 月末従事者数 Number of persons engaged at end of month | 月末従事者数 Number of persons engaged at end of month | 月末従事者数 Number of persons engaged at end of month | 月末従事者数 Number of persons engaged at end of month | |
| 平成 20 年 | 816 | 3,037 | 24,651 | 5,596 | C.Y. 2008 |
| 21 | 695 | 2,641 | 22,802 | 5,528 | C.Y. 2009 |
| 22 | 695 | 2,430 | 22,611 | 3,784 | C.Y. 2010 |
| 23 | 698 | 2,269 | 22,160 | 3,493 | C.Y. 2011 |
| 24 | 711 | 2,393 | 22,485 | 3,210 | C.Y. 2012 |
| 24 年 1月 | 696 | 2,426 | 22,319 | 3,422 | Jan. 2012 |
| 2月 | 698 | 2,435 | 22,346 | 3,411 | Feb. |
| 3月 | 704 | 2,433 | 22,475 | 3,399 | Mar. |
| 4月 | 708 | 2,441 | 22,751 | 3,466 | Apr. |
| 5月 | 706 | 2,427 | 22,647 | 3,339 | May |
| 6月 | 700 | 2,411 | 22,596 | 3,314 | Jun. |
| 7月 | 703 | 2,413 | 22,545 | 3,306 | Jul. |
| 8月 | 703 | 2,419 | 22,454 | 3,282 | Aug. |
| 9月 | 700 | 2,364 | 22,386 | 3,280 | Sep. |
| 10月 | 712 | 2,427 | 22,480 | 3,223 | Oct. |
| 11月 | 706 | 2,419 | 22,507 | 3,435 | Nov. |
| 12月 | 711 | 2,393 | 22,485 | 3,210 | Dec. |

| 年 月 | 13) 文具 Stationery | 14) 玩具 Toys | 15) 革靴 Leather boots and shoes | 16) 製革 Leather | Year and Month |
|---------|---|---|---|---|----------------|
| | 月末従事者数 Number of persons engaged at end of month | 月末従事者数 Number of persons engaged at end of month | 月末従事者数 Number of persons engaged at end of month | 月末従事者数 Number of persons engaged at end of month | |
| 平成 20 年 | 3,969 | 2,724 | 5,622 | 1,650 | C.Y. 2008 |
| 21 | 3,707 | 1,891 | 4,782 | 1,544 | C.Y. 2009 |
| 22 | 3,548 | 1,465 | 4,560 | 1,016 | C.Y. 2010 |
| 23 | 3,421 | 1,383 | 4,314 | 929 | C.Y. 2011 |
| 24 | 3,280 | 1,384 | 4,216 | 829 | C.Y. 2012 |
| 24 年 1月 | 3,427 | 1,400 | 4,313 | 874 | Jan. 2012 |
| 2月 | 3,461 | 1,398 | 4,269 | 873 | Feb. |
| 3月 | 3,346 | 1,391 | 4,247 | 869 | Mar. |
| 4月 | 3,310 | 1,390 | 4,264 | 867 | Apr. |
| 5月 | 3,282 | 1,388 | 4,261 | 865 | May |
| 6月 | 3,277 | 1,395 | 4,254 | 865 | Jun. |
| 7月 | 3,301 | 1,394 | 4,286 | 853 | Jul. |
| 8月 | 3,295 | 1,389 | 4,261 | 863 | Aug. |
| 9月 | 3,282 | 1,384 | 4,248 | 861 | Sep. |
| 10月 | 3,273 | 1,385 | 4,228 | 841 | Oct. |
| 11月 | 3,269 | 1,382 | 4,218 | 840 | Nov. |
| 12月 | 3,280 | 1,384 | 4,216 | 829 | Dec. |

第2部 参考統計

Second section : Reference table

第2部 参考統計
Second section ; Reference table

1. 繊維流通統計
Textile Goods Distribution Statistics Survey

(1) 繊維原料
Fiber raw materials

| | | 単位(Unit):t | | |
|-------------|--|-----------------------------|-------------------------------|---------------------------------|
| 原料 | materials | 受入数量 Receipt Quantity | 引渡数量 Shipmenos Quantity | 月末在庫数量 Inventory Quantity |
| 綿花 | Cotton | 69,585 | 63,019 | 1,224 |
| 羊毛 | 洗上羊毛 Scoured Wool 羊毛トップ Wool Tops | 8,113 | 6,937 | 1,237 |
| Wool | | 5,960 | 5,928 | 666 |
| 麻類 | Flax fabrics | 956 | 1,015 | 229 |
| コットンリントーバルブ | Cotton linter pulp | 1,293 | 1,226 | 118 |
| 溶解バルブ | Dissoiving pulp | 0 | 0 | 0 |
| ビスコーススフ | Spun Viscose Rayon | 27,330 | 27,085 | 2,659 |
| 合成繊維短繊維 | Synthetic staple fibers | 250,436 | 249,154 | 19,817 |
| ナイロン | Nylon | 4,079 | 4,056 | 632 |
| アクリル | Acrylic | 98,146 | 95,725 | 3,470 |
| ポリエステル | Polyester | 123,742 | 124,063 | 14,184 |
| ポリプロピレン | polypropylene | 2,243 | 2,265 | 70 |
| その他の合成繊維短繊維 | Others synthetic staple fibers | 22,226 | 23,045 | 1,461 |

(2) 糸
Yarn

| | | 単位(Unit):t | | | | |
|------------------------|--|-----------------------------|----------------------------|-----------------------------|---------------------------------|--------|
| 品目 | Goods | 受入数量 Receipt Quantity | 引渡数量 Shipmenos Quantity | | 月末在庫数量 Inventory Quantity | |
| | | | 計 Total | 需要者渡 Users For Others | | |
| 合計 | Yarn Total | 398,981 | 406,517 | 336,327 | 70,190 | 37,881 |
| 綿糸 | Cotton yarn | 111,075 | 111,848 | 89,277 | 22,571 | 14,546 |
| 純 | Pure cotton yarn | 102,476 | 103,009 | 81,163 | 21,846 | 12,983 |
| 混 | Blended | 8,599 | 8,839 | 8,114 | 725 | 1,563 |
| 毛糸 | Worsted and Woolen yarn | 19,227 | 20,001 | 14,704 | 5,297 | 2,566 |
| そ毛 | Worsted yarn | 14,780 | 15,335 | 11,085 | 4,250 | 2,138 |
| 紡毛 | Woolen yarn | 4,447 | 4,666 | 3,619 | 1,047 | 428 |
| 絹糸・絹紡糸(生糸を除き絹紡ちゆう糸を含む) | Silk yarn and Spun silk yarn (excluding raw silk yarn, including noil silk yarn) | 815 | 791 | 779 | 12 | 104 |
| 麻糸 | Flax yarn | 6,343 | 6,741 | 5,999 | 742 | 1,147 |
| 人絹糸 | Rayon yarn | 13,779 | 13,420 | 11,996 | 1,424 | 1,776 |
| ビスコース | Viscose rayon yarn | 6,601 | 6,194 | 4,814 | 1,380 | 1,551 |
| キュブラ | Cuprammonium rayon yarn | 7,178 | 7,226 | 7,182 | 44 | 225 |
| ビスコーススフ糸(含キュブラ) | Viscose rayon staple yarn | 9,756 | 10,814 | 6,429 | 4,385 | 530 |
| アセテート長繊維 | Acetate filament yarn | 6,787 | 6,594 | 5,199 | 1,395 | 144 |
| 合成繊維糸 | Synthetic filament yarn | 231,199 | 236,308 | 201,944 | 34,364 | 17,068 |
| 長繊維計 | Synthetic filament yarn | 172,813 | 175,817 | 157,243 | 18,574 | 12,722 |
| ナイロン | Nylon filament yarn | 28,992 | 29,746 | 26,458 | 3,288 | 2,558 |
| ポリエステル | Polyester filament yarn | 125,409 | 127,524 | 113,003 | 14,521 | 9,140 |
| ポリプロピレン | Polypropylene filament yarn | 4,889 | 4,899 | 4,274 | 625 | 27 |
| その他の長繊維 | Other synthetic filament yarn | 13,523 | 13,648 | 13,508 | 140 | 997 |
| 紡績糸計 | Spun yarn | 58,386 | 60,491 | 44,701 | 15,790 | 4,346 |
| ナイロン | Spun nylon yarn | 1,291 | 1,254 | 265 | 989 | 76 |
| ビニロン | Spun vinylon yarn | 5,880 | 5,939 | 5,712 | 227 | 75 |
| アクリル | Spun acrylic yarn | 23,371 | 24,488 | 20,524 | 3,964 | 2,603 |
| ポリエステル | Spun polyester yarn | 15,946 | 16,319 | 9,407 | 6,912 | 898 |
| その他の紡績糸 | Other spun yarn of staple fibers | 11,898 | 12,491 | 8,793 | 3,698 | 694 |

資料出所: 製造産業局繊維課
Source: Textile Division, Manufacturing Industries Bureau

(3) 織物
Woven fabrics

単位 (Unit) : 織物(Woven fabrics) 千㎡(1000㎡)
タオル(Towel) t

| 品目 Goods | 受入数量 Receipt Quantity | 引渡数量 Shipments Quantity | | | 月末在庫数量 Inventory Quantity |
|--|--------------------------|----------------------------|---------------|--------------------|---------------------------------|
| | | 計 Total | 需要者渡 Users | その他用 For Others | |
| 合計 Total | 2,058,128 | 2,115,937 | 1,380,953 | 734,984 | 300,429 |
| 綿織物 Cotton fabrics | 730,355 | 720,069 | 470,987 | 249,082 | 83,565 |
| 毛織物 Worsted and Woolen fabrics | 98,761 | 96,195 | 58,456 | 37,739 | 22,125 |
| そ毛 Worsted fabrics | 81,077 | 79,287 | 49,785 | 29,502 | 19,636 |
| 紡毛 Woolen fabrics | 17,684 | 16,908 | 8,671 | 8,237 | 2,489 |
| 絹織物(絹紡織物・絹紡ちゆう糸織物を含む) Silk fabrics | 47,767 | 47,358 | 23,755 | 23,603 | 20,746 |
| 麻織物 Bast fiber fabrics | 8,560 | 8,847 | 7,264 | 1,583 | 1,511 |
| ビスコース人絹織物(キュブラ人絹織物を含む) Viscose rayon fabrics(including cupro fabrics) | 28,163 | 31,746 | 23,638 | 8,108 | 7,512 |
| ビスコーススフ織物(キュブラスフ織物を含む) Viscose staple fabrics(including cupro staple fabrics) | 52,876 | 55,432 | 33,231 | 22,201 | 5,374 |
| アセテート織物 Acetate fabrics | 44,007 | 44,311 | 25,565 | 18,746 | 7,054 |
| 合成繊維織物 Synthetic fiber fabrics | 1,039,645 | 1,103,891 | 731,043 | 372,848 | 152,010 |
| ナイロン Nylon synthetic fiber fabrics | 116,612 | 121,967 | 59,749 | 62,218 | 14,349 |
| アクリル Acrylic synthetic fiber fabrics | 10,059 | 10,438 | 8,457 | 1,981 | 1,705 |
| ポリエステル Polyester synthetic fiber fabrics | 762,922 | 822,864 | 539,366 | 283,498 | 107,891 |
| ポリエステル長繊維 Polyester synthetic filament fiber fabrics | 502,409 | 533,180 | 370,653 | 162,527 | 84,181 |
| ポリエステル短繊維 Polyester synthetic staple fiber fabrics | 260,513 | 289,684 | 168,713 | 120,971 | 23,710 |
| その他の合成繊維織物 Other synthetic fiber fabrics | 150,052 | 148,622 | 123,471 | 25,151 | 28,065 |
| 毛布 Blankets | 7,994 | 8,088 | 7,014 | 1,074 | 532 |
| 毛 Wool | 2,726 | 2,735 | 2,345 | 390 | 114 |
| その他の毛布 Other blankets | 5,268 | 5,353 | 4,669 | 684 | 418 |
| タオル Towelings | 25,231 | 25,141 | 11,834 | 13,307 | 4,319 |

注: 需要者渡には、縫製業者、縫製二次問屋等への引渡しの外に、小売商渡しや輸出船積したのも含まれます。

お知らせ

平成14年1月分調査より、調査方式及び調査内容を改正して当省製造産業局繊維課が実施しています。
主な改正点は次のとおりです。

(1) 繊維原料

① 調査品目

イ) 調査品目

- ・「落綿」、「脂付羊毛」、「国内発生落綿」を廃止。
- ・「綿花」の国別調査の廃止。
- ・「亜麻・ちよ麻」と「その他の麻類」を統合し「麻類」とする。

ロ) 調査項目

- ・輸入原料と国産原料における「項目欄」の「引渡」の内訳をすべて統合し、「引渡」とする。

(1) 糸

① 調査品目

イ) 調査品目

- ・「亜麻・ちよ麻」と「黄麻」を統合し「麻糸」とする。
- ・「ポリプロピレン」を「その他紡績糸」に統合する。
- ・「手編糸」を廃止。

ロ) 調査項目

- ・「引渡」項目の「仲間渡」を「その他」に、「需要者渡(輸出を含む)」を「需要者渡(輸出、小売商渡しを含む)」に名称変更。

(1) 織物

① 調査品目

イ) 調査品目

- ・「亜麻・ちよ麻」と「黄麻」を統合し「麻織物」とする。
- ・「ビニロン」と「ポリプロピレン」を「その他紡績糸」に統合。
- ・「ポリエステル」を「ポリエステル長繊維」と「ポリエステル短繊維」に分割。

ロ) 調査項目

- ・「引渡」項目の「仲間渡」を「その他」に、「輸出船積」と「需要者渡(小売商を含む)」を統合し「需要者渡(輸出、小売商渡しを含む)」に名称変更。
- ・「月末在庫」項目の内訳を廃止。

(4) 糸受払(時系列) Historical data by Yarn

単位(Unit):t

| 年月 | 糸合計 Yarn Total | | 綿糸 Cotton yarn | | 毛糸 Worsted and woolen yarn | | 絹糸・絹紡糸(生糸を除き、 絹紡ちゅう糸を含む) silk yarn and Spun silk yarn (excluding raw silk yarn, including noil silk yarn) | | 麻糸 Flax yarn | | Year, Quarter and Month | |
|--------|-------------------|-------------------------------|-------------------|-------------------------------|----------------------------------|-------------------------------|---|-------------------------------|-----------------|-------------------------------|----------------------------------|-----------|
| | 需要者渡 Users | 在庫数量 Inventory Quantity | 需要者渡 Users | 在庫数量 Inventory Quantity | 需要者渡 Users | 在庫数量 Inventory Quantity | 需要者渡 Users | 在庫数量 Inventory Quantity | 需要者渡 Users | 在庫数量 Inventory Quantity | | |
| 平成20年 | 409,977 | 29,678 | 106,661 | 7,607 | 18,789 | 3,356 | 712 | 178 | 2,251 | 657 | 2008 | |
| 21 | 329,712 | 28,271 | 90,825 | 7,127 | 14,970 | 2,889 | 580 | 166 | 5,702 | 1,337 | 2009 | |
| 22 | 357,524 | 33,354 | 98,945 | 9,918 | 15,173 | 2,641 | 700 | 121 | 6,894 | 884 | 2010 | |
| 23 | 345,855 | 36,779 | 95,815 | 13,406 | 14,513 | 2,700 | 743 | 94 | 6,019 | 1,056 | 2011 | |
| 24 | 336,328 | 37,881 | 89,277 | 14,546 | 14,705 | 2,566 | 778 | 104 | 5,999 | 1,147 | 2012 | |
| 平成22年度 | 362,885 | 35,137 | 102,675 | 11,781 | 15,380 | 2,834 | 762 | 105 | 6,919 | 906 | 2010 | |
| 23 | 342,174 | 35,583 | 92,671 | 12,488 | 14,662 | 2,757 | 726 | 90 | 6,030 | 1,083 | 2011 | |
| 平成24年 | 1月~3月 | 85,118 | 35,583 | 23,308 | 12,488 | 3,613 | 2,757 | 183 | 90 | 1,509 | 1,083 | Q1. 2012 |
| | 4月~6月 | 84,778 | 37,776 | 21,003 | 14,608 | 4,101 | 2,694 | 194 | 84 | 1,349 | 1,302 | Q2. |
| | 7月~9月 | 82,739 | 38,601 | 20,823 | 14,853 | 3,645 | 2,626 | 195 | 100 | 1,540 | 1,333 | Q3. |
| | 10月~12月 | 83,693 | 37,881 | 24,143 | 14,546 | 3,346 | 2,566 | 206 | 104 | 1,601 | 1,147 | Q4. |
| 平成24年 | 1月 | 26,871 | 38,015 | 7,181 | 13,973 | 1,106 | 2,765 | 55 | 91 | 515 | 1,083 | January |
| | 2月 | 28,514 | 37,337 | 8,080 | 13,344 | 1,193 | 2,781 | 64 | 85 | 491 | 1,087 | February |
| | 3月 | 29,733 | 35,583 | 8,047 | 12,488 | 1,314 | 2,757 | 64 | 90 | 503 | 1,083 | March |
| | 4月 | 27,590 | 37,081 | 6,797 | 13,807 | 1,352 | 2,803 | 60 | 93 | 470 | 1,133 | April |
| | 5月 | 28,494 | 37,919 | 6,991 | 14,194 | 1,441 | 2,821 | 64 | 96 | 445 | 1,140 | May |
| | 6月 | 28,694 | 37,776 | 7,215 | 14,608 | 1,308 | 2,694 | 70 | 84 | 434 | 1,302 | June |
| | 7月 | 28,129 | 38,802 | 7,083 | 15,021 | 1,280 | 2,693 | 63 | 88 | 491 | 1,436 | July |
| | 8月 | 26,827 | 39,165 | 6,351 | 14,955 | 1,172 | 2,658 | 70 | 95 | 535 | 1,409 | August |
| | 9月 | 27,783 | 38,601 | 7,389 | 14,853 | 1,193 | 2,626 | 62 | 100 | 514 | 1,333 | September |
| | 10月 | 28,566 | 38,437 | 8,198 | 14,808 | 1,127 | 2,626 | 70 | 93 | 553 | 1,268 | October |
| | 11月 | 28,302 | 38,463 | 8,292 | 15,149 | 1,131 | 2,585 | 71 | 100 | 529 | 1,190 | November |
| | 12月 | 26,825 | 37,881 | 7,653 | 14,546 | 1,088 | 2,566 | 65 | 104 | 519 | 1,147 | December |

単位(Unit):t

| 年月 | 人絹糸 Rayon yarn | | ビスコーススフ糸 Viscose rayon staple yarn | | アセテート長繊維 Acetate filament yarn | | 合成繊維糸 Synthetic fiber yarn | | Year, Quarter and Month | |
|--------|-------------------|-------------------------------|--|-------------------------------|--------------------------------------|-------------------------------|----------------------------------|-------------------------------|----------------------------------|-----------|
| | 需要者渡 Users | 在庫数量 Inventory Quantity | 需要者渡 Users | 在庫数量 Inventory Quantity | 需要者渡 Users | 在庫数量 Inventory Quantity | 需要者渡 Users | 在庫数量 Inventory Quantity | | |
| 平成20年 | 10,886 | 831 | 11,336 | 649 | 5,442 | 136 | 253,900 | 16,264 | C. Y. 2008 | |
| 21 | 10,351 | 915 | 7,922 | 491 | 5,372 | 135 | 193,990 | 15,211 | 2009 | |
| 22 | 14,353 | 1,126 | 7,682 | 518 | 5,647 | 136 | 208,131 | 18,010 | 2010 | |
| 23 | 11,127 | 1,513 | 6,710 | 549 | 5,238 | 131 | 205,690 | 17,330 | 2011 | |
| 24 | 11,996 | 1,776 | 6,429 | 530 | 5,199 | 144 | 201,945 | 17,068 | 2012 | |
| 平成22年度 | 14,588 | 1,246 | 7,227 | 581 | 5,654 | 134 | 209,680 | 17,550 | F. Y. 2010 | |
| 23 | 11,157 | 1,562 | 6,677 | 557 | 5,221 | 152 | 205,030 | 16,894 | 2011 | |
| 平成24年 | 1月~3月 | 2,932 | 1,562 | 1,658 | 557 | 1,301 | 152 | 50,614 | 16,894 | Q1. 2012 |
| | 4月~6月 | 3,122 | 1,742 | 1,637 | 491 | 1,287 | 148 | 52,085 | 16,707 | Q2. |
| | 7月~9月 | 3,020 | 1,795 | 1,445 | 477 | 1,303 | 155 | 50,768 | 17,262 | Q3. |
| | 10月~12月 | 2,922 | 1,776 | 1,689 | 530 | 1,308 | 144 | 48,478 | 17,068 | Q4. |
| 平成24年 | 1月 | 910 | 1,554 | 459 | 592 | 435 | 136 | 16,210 | 17,821 | January |
| | 2月 | 952 | 1,562 | 599 | 566 | 430 | 146 | 16,705 | 17,766 | February |
| | 3月 | 1,070 | 1,562 | 600 | 557 | 436 | 152 | 17,699 | 16,894 | March |
| | 4月 | 967 | 1,634 | 550 | 570 | 429 | 171 | 16,965 | 16,870 | April |
| | 5月 | 1,154 | 1,696 | 530 | 548 | 427 | 147 | 17,442 | 17,277 | May |
| | 6月 | 1,001 | 1,742 | 557 | 491 | 431 | 148 | 17,678 | 16,707 | June |
| | 7月 | 920 | 1,733 | 494 | 507 | 441 | 139 | 17,357 | 17,185 | July |
| | 8月 | 1,114 | 1,767 | 460 | 491 | 431 | 142 | 16,694 | 17,648 | August |
| | 9月 | 986 | 1,795 | 491 | 477 | 431 | 155 | 16,717 | 17,262 | September |
| | 10月 | 979 | 1,760 | 523 | 472 | 436 | 137 | 16,680 | 17,273 | October |
| | 11月 | 1,001 | 1,781 | 587 | 540 | 431 | 147 | 16,260 | 16,971 | November |
| | 12月 | 942 | 1,776 | 579 | 530 | 441 | 144 | 15,538 | 17,068 | December |

(5) 織物受払(時系列) Historical data by Woven fabrics

単位(Unit):千m²(1000m²)

| 年月 | 織物合計 Woven fabrics Total | | 綿織物 Cotton fabrics | | 毛織物 Worsted and Woolen fabrics | | 絹織物 Silk fabrics | | 麻織物 Bast fiber fabrics | | Year, Quarter and Month | |
|--------|-----------------------------|-------------------------------|-----------------------|-------------------------------|--------------------------------------|-------------------------------|---------------------|-------------------------------|---------------------------|-------------------------------|----------------------------------|-----------|
| | 需要者渡 Users | 在庫数量 Inventory Quantity | 需要者渡 Users | 在庫数量 Inventory Quantity | 需要者渡 Users | 在庫数量 Inventory Quantity | 需要者渡 Users | 在庫数量 Inventory Quantity | 需要者渡 Users | 在庫数量 Inventory Quantity | | |
| 平成20年 | 1,718,680 | 316,211 | 574,273 | 97,743 | 69,002 | 22,832 | 30,215 | 21,384 | 3,953 | 2,611 | C. Y. 2008 | |
| 21 | 1,517,792 | 296,540 | 541,763 | 83,109 | 63,164 | 23,219 | 25,447 | 21,913 | 9,238 | 3,055 | 2009 | |
| 22 | 1,480,265 | 300,733 | 521,107 | 85,580 | 61,272 | 20,994 | 24,499 | 21,496 | 7,946 | 1,826 | 2010 | |
| 23 | 1,470,091 | 302,735 | 499,949 | 82,142 | 60,754 | 21,283 | 24,219 | 21,011 | 7,450 | 1,881 | 2011 | |
| 24 | 1,380,913 | 300,429 | 470,988 | 83,565 | 58,456 | 22,125 | 23,755 | 20,746 | 7,264 | 1,511 | 2012 | |
| 平成22年度 | 1,500,487 | 291,276 | 519,702 | 86,582 | 60,825 | 20,657 | 24,500 | 21,153 | 8,105 | 1,715 | F. Y. 2010 | |
| 23 | 1,451,549 | 284,602 | 493,770 | 79,412 | 60,057 | 20,481 | 24,184 | 20,680 | 7,436 | 1,645 | 2011 | |
| 平成24年 | 1月~3月 | 355,892 | 284,602 | 120,971 | 79,412 | 13,398 | 20,481 | 6,071 | 20,680 | 2,069 | 1,645 | Q1. 2012 |
| | 4月~6月 | 353,610 | 295,181 | 118,417 | 80,716 | 14,853 | 22,042 | 6,027 | 20,774 | 1,673 | 1,825 | Q2. |
| | 7月~9月 | 334,530 | 290,877 | 114,111 | 81,520 | 14,651 | 21,817 | 5,730 | 20,751 | 1,806 | 1,705 | Q3. |
| | 10月~12月 | 336,881 | 300,429 | 117,489 | 83,565 | 15,554 | 22,125 | 5,927 | 20,746 | 1,716 | 1,511 | Q4. |
| 平成24年 | 1月 | 110,253 | 305,759 | 37,572 | 83,076 | 4,206 | 21,120 | 1,937 | 21,019 | 823 | 1,806 | January |
| | 2月 | 113,611 | 303,284 | 40,297 | 81,557 | 4,449 | 20,631 | 2,073 | 20,895 | 595 | 1,713 | February |
| | 3月 | 132,028 | 284,602 | 43,102 | 79,412 | 4,743 | 20,481 | 2,061 | 20,680 | 651 | 1,645 | March |
| | 4月 | 120,840 | 294,037 | 39,700 | 81,003 | 4,596 | 20,862 | 1,996 | 20,890 | 581 | 1,727 | April |
| | 5月 | 116,465 | 293,100 | 39,720 | 81,087 | 5,411 | 21,628 | 1,959 | 20,904 | 547 | 2,341 | May |
| | 6月 | 116,305 | 295,181 | 38,997 | 80,716 | 4,846 | 22,042 | 2,072 | 20,774 | 545 | 1,825 | June |
| | 7月 | 113,468 | 295,187 | 38,426 | 80,662 | 4,938 | 21,987 | 1,977 | 20,798 | 554 | 1,983 | July |
| | 8月 | 107,746 | 295,032 | 37,100 | 82,238 | 4,654 | 22,215 | 1,811 | 20,756 | 645 | 1,693 | August |
| | 9月 | 113,316 | 290,877 | 38,585 | 81,520 | 5,059 | 21,817 | 1,942 | 20,751 | 607 | 1,705 | September |
| | 10月 | 111,959 | 296,501 | 38,866 | 81,658 | 5,466 | 21,722 | 1,973 | 20,775 | 614 | 1,645 | October |
| | 11月 | 114,618 | 299,247 | 39,794 | 83,003 | 5,551 | 21,912 | 2,002 | 20,819 | 565 | 1,555 | November |
| | 12月 | 110,304 | 300,429 | 38,829 | 83,565 | 4,537 | 22,125 | 1,952 | 20,746 | 537 | 1,511 | December |

単位(Unit):千m²(1000m²)

| 年月 | ビスコース人絹織物 Viscose rayon fabrics | | ビスコーススフ織物 Viscose staple fabrics | | アセテート織物 Acetate fabrics | | 合成繊維織物 Synthetic fiber fabrics | | 毛布 Blankets | | Year, Quarter and Month | |
|--------|------------------------------------|-------------------------------|-------------------------------------|-------------------------------|----------------------------|-------------------------------|--------------------------------------|-------------------------------|----------------|-------------------------------|----------------------------------|-----------|
| | 需要者渡 Users | 在庫数量 Inventory Quantity | 需要者渡 Users | 在庫数量 Inventory Quantity | 需要者渡 Users | 在庫数量 Inventory Quantity | 需要者渡 Users | 在庫数量 Inventory Quantity | 需要者渡 Users | 在庫数量 Inventory Quantity | | |
| 平成20年 | 31,794 | 7,508 | 33,573 | 5,837 | 26,468 | 7,150 | 941,813 | 150,385 | 7,589 | 761 | C. Y. 2008 | |
| 21 | 27,649 | 8,065 | 31,537 | 5,312 | 25,609 | 7,472 | 786,527 | 143,719 | 6,858 | 676 | 2009 | |
| 22 | 27,029 | 7,595 | 32,517 | 5,240 | 25,258 | 6,775 | 772,820 | 150,459 | 7,817 | 768 | 2010 | |
| 23 | 23,878 | 7,445 | 34,176 | 5,356 | 25,055 | 7,225 | 787,772 | 155,852 | 6,838 | 540 | 2011 | |
| 24 | 23,638 | 7,512 | 33,231 | 5,374 | 25,565 | 7,054 | 731,002 | 152,010 | 7,014 | 532 | 2012 | |
| 平成22年度 | 26,173 | 7,171 | 32,948 | 5,120 | 24,530 | 6,674 | 796,639 | 141,694 | 7,065 | 510 | F. Y. 2010 | |
| 23 | 24,450 | 7,110 | 33,911 | 5,282 | 25,711 | 7,028 | 775,177 | 142,520 | 6,853 | 444 | 2011 | |
| 平成24年 | 1月~3月 | 6,673 | 7,110 | 8,180 | 5,282 | 6,388 | 7,028 | 190,645 | 142,520 | 1,497 | 444 | Q1. 2012 |
| | 4月~6月 | 5,427 | 7,295 | 8,326 | 5,111 | 6,694 | 7,092 | 190,816 | 149,867 | 1,377 | 459 | Q2. |
| | 7月~9月 | 5,812 | 7,363 | 8,187 | 5,277 | 6,265 | 7,123 | 176,443 | 144,788 | 1,525 | 533 | Q3. |
| | 10月~12月 | 5,726 | 7,512 | 8,538 | 5,374 | 6,218 | 7,054 | 173,098 | 152,010 | 2,615 | 532 | Q4. |
| 平成24年 | 1月 | 1,691 | 8,092 | 2,610 | 5,538 | 1,953 | 7,242 | 58,815 | 157,400 | 646 | 466 | January |
| | 2月 | 1,788 | 8,224 | 2,781 | 5,409 | 2,192 | 7,172 | 58,987 | 157,250 | 449 | 433 | February |
| | 3月 | 3,194 | 7,110 | 2,789 | 5,282 | 2,243 | 7,028 | 72,843 | 142,520 | 402 | 444 | March |
| | 4月 | 1,783 | 7,129 | 2,714 | 5,253 | 2,349 | 7,549 | 66,815 | 149,167 | 306 | 457 | April |
| | 5月 | 1,731 | 7,245 | 2,770 | 5,214 | 2,274 | 6,994 | 61,700 | 147,230 | 353 | 457 | May |
| | 6月 | 1,913 | 7,295 | 2,842 | 5,111 | 2,071 | 7,092 | 62,301 | 149,867 | 718 | 459 | June |
| | 7月 | 1,878 | 7,360 | 2,803 | 5,131 | 2,335 | 6,983 | 60,090 | 149,844 | 467 | 439 | July |
| | 8月 | 1,914 | 7,346 | 2,715 | 5,159 | 1,903 | 7,079 | 56,566 | 148,086 | 438 | 460 | August |
| | 9月 | 2,020 | 7,363 | 2,669 | 5,277 | 2,027 | 7,123 | 59,787 | 144,788 | 620 | 533 | September |
| | 10月 | 1,801 | 7,437 | 2,717 | 5,335 | 2,110 | 7,556 | 57,624 | 149,716 | 788 | 657 | October |
| | 11月 | 1,896 | 7,520 | 2,893 | 5,385 | 2,144 | 7,186 | 58,943 | 151,245 | 830 | 622 | November |
| | 12月 | 2,029 | 7,512 | 2,928 | 5,374 | 1,964 | 7,054 | 56,531 | 152,010 | 997 | 532 | December |

参考 断層発生に伴う数値の接続について

平成24年1月からの見直し等により、下表の品目については、平成23年以前の数値と不連続が生じています。

平成23年以前と数値の比較をする場合は、平成23年以前の数値に下表の係数を乗じて比較してください。

①製品欄

24年1月以降に発生した接続係数

| 調査票番号 Questionnaire number | 調査票・品目名 Questionnaire Goods | 生産数量 Production quantity | 販売数量 sales quantity | 在庫数量 Inventory quantity |
|----------------------------------|--|--------------------------------|---------------------------|-------------------------------|
| 3010 | 化学繊維 Chemical fibers | | | |
| | 合成繊維短繊維計 Staple fibers total | 1.005 | 1.004 | 1.005 |
| | その他の合成繊維計 Other synthetic fibers | 1.012 | 1.018 | 1.019 |
| | その他の合成繊維短繊維 Staple fibers | 1.046 | 1.088 | 1.036 |
| 3040 | 紡績糸 Spun yam | | | |
| | 毛糸計 Worsted and woolen yam | 0.993 | 0.990 | 0.995 |
| | ぞ毛糸 Worsted yam | 0.998 | | 0.994 |
| | 紡毛糸 Woolen yam | 0.981 | 0.980 | |
| 3110 | 織物生産 Woven fabrics | | | |
| | 織物計 Woven fabrics total | | | 1.081 |
| | 綿織物 Cotton fabrics | 1.002 | 0.998 | 1.005 |
| | 絹・絹紡織物 Silk and spun silk fabrics | 0.965 | 0.953 | 0.940 |
| | 絹織物(純) Pure silk filament fabrics | 0.963 | 0.949 | 0.930 |
| | 絹(交織)・絹紡織物 Mixed silk filament fabrics, Spun silk fabrics | 1.035 | 0.997 | 1.004 |
| | 麻織物 Bast fiber fabrics | 0.681 | 0.398 | 0.903 |
| | ビスコース紡織物 Viscose staple fabrics | 0.937 | 0.935 | 1.054 |
| | 合成繊維織物 Synthetic fiber fabrics | | 1.072 | 1.109 |
| | 長繊維 Synthetic filament fabrics | 1.060 | 1.087 | 1.158 |
| | ナイロン Nylon | 1.041 | 1.071 | 1.116 |
| | ポリエステル Polyester | 1.032 | 1.040 | 1.079 |
| | その他の長繊維 Other synthetic filament fabrics | 1.165 | 1.159 | 1.345 |
| | 短繊維 Synthetic staple fabrics | | 1.003 | 1.003 |
| | ポリエステル Polyester | | 1.005 | 1.003 |
| | タイヤコード Tire cord | | | 1.269 |
| | タオル Towel | 0.943 | 0.960 | 0.697 |

繊維工業(続き)

Textiles (continued)

| 調査票番号 Questionnaire number | 調査票・品目名 Questionnaire Goods | 生産数量 Production quantity | 出荷(販売) Shipments sales | | 在庫数量 Inventory quantity |
|----------------------------------|---|--------------------------------|---------------------------|-------------|-------------------------------|
| | | | 数量 Quantity | 金額 Value | |
| 3150 | タフテッドカーペット・フェルト・不織布 Tufted carpet, felt and non-woven fabrics | | | | |
| | タフテッドカーペット(不織布カーペットを除く) Tufted carpet except non-woven fabrics | 0.983 | | | 0.984 |

| 調査票番号 Questionnaire number | 調査票・品目名 Questionnaire Goods | 加工高 Products quantity | 引渡数量 Shipments quantity | 月末在庫 Inventory | |
|-------------------------------|--|--------------------------|----------------------------|--------------------------------|----------------|
| | | | | 原反 (仕掛中を含む) Non products | 製品 Products |
| 3160 | 染色整理 Dyeing and finishing processes | | | | |
| | 織物計 Woven fabrics total | | | | |
| | 綿織物 Cotton fabrics | 0.988 | 0.988 | | |
| | 絹・絹紡織物 Silk-spun silk fabrics | 0.958 | 0.957 | 0.957 | |
| | 合成繊維織物 Synthetic fiber fabrics | 0.998 | 0.998 | | |
| | 長繊維 Synthetic filament fabrics | 0.999 | 0.999 | | |
| | ポリエステル Polyester | 0.999 | 0.999 | | |
| | 短繊維ポリエステル Staple polyester | 0.995 | 0.995 | | |

| 調査票番号 Questionnaire number | 調査票・品目名 Questionnaire Goods | 生産数量 Production quantity | 出荷数量 Shipments quantity | 販売 Sales | | 在庫数量 Inventory quantity |
|-------------------------------|---|-----------------------------|----------------------------|----------------|-------------|----------------------------|
| | | | | 数量 Quantity | 金額 Value | |
| 3180 | ニット・衣服縫製品 Knit and sewn clothing products | | | | | |
| | ニット生地計 Knit fabrics total | 0.948 | 0.947 | 1.017 | 1.050 | 0.872 |
| | 綿生地 Cotton fabrics | 0.976 | 0.956 | 0.968 | | |
| | 合成繊維生地 Synthetic fiber fabrics | 0.940 | 0.941 | 1.028 | 1.051 | 0.800 |
| | ナイロン Nylon | 0.927 | 0.921 | 1.120 | 1.119 | 1.037 |
| | ポリエステル Polyester | 0.933 | 0.934 | 1.021 | 1.038 | 1.009 |
| | その他の合成繊維生地 Others | 0.902 | 0.917 | 1.050 | 1.045 | 0.979 |
| | その他の繊維製生地 Other fiber fabrics | 0.866 | 0.875 | 0.908 | 0.931 | 0.604 |
| | 外衣 Outerwear | | | 0.968 | | |
| | ニット製 Knit | 0.984 | 1.034 | 1.071 | 1.039 | 0.967 |
| | 織物製 Wovenfabric | 1.055 | | 1.020 | | 0.981 |
| | 下着・補整着・寝着類計 Underwear, foundation garment and night wear | | | 1.021 | 1.093 | 1.009 |
| | ニット製 Knit | 1.009 | | 1.020 | 1.053 | 1.012 |
| | 織物製 Wovenfabric | 0.952 | 0.965 | 1.038 | 1.031 | 0.944 |
| | 靴下(ニット製) Hosiery (knit) | | | 1.013 | | 1.099 |

| 調査票番号 Questionnaire number | 調査票・品目名 Questionnaire Goods | 生産数量 Production quantity | 出荷(販売) Shipments sales | | 在庫数量 Inventory quantity |
|-------------------------------|--|-----------------------------|---------------------------|-------------|----------------------------|
| | | | 数量 Quantity | 金額 Value | |
| 3200 | 二次製品(製綿・ふとん、網・網、細幅織物・組ひも・レース) Secondary products(wadding and futon,nets and ropes,narrow fabrics,braids and lace fabrics) | | | | |
| | 製綿計 Wadding total | | | | 0.912 |
| | 合成繊維 Synthetic fiber | | | | 0.854 |
| | ふとん計 Futon total | 0.963 | 0.964 | 0.955 | 0.988 |
| | 掛ふとん Comforters | 0.995 | 0.995 | | |
| | 敷ふとん Underlay | 0.994 | 0.994 | | 0.997 |
| | こたつふとん Kotatsu quilt | | | | 0.908 |
| | 羽毛・羽根ふとん Down or feather quilt | 0.916 | 0.927 | 0.938 | 0.981 |
| | 細幅織物 Narrow fabrise | | | 1.051 | |
| | 組ひも Braids | 1.041 | 1.043 | 1.152 | 1.095 |

| 調査票番号 Questionnaire number | 調査票・品目名 Questionnaire Goods | 生産数量 Production quantity | 出荷(販売) Shipments sales | | 在庫数量 Inventory quantity |
|----------------------------------|-----------------------------------|--------------------------------|---------------------------|-------------|-------------------------------|
| | | | 数量 Quantity | 金額 Value | |
| 5030 | 家具 Furniture | | | | |
| | 金属製家具 計 Metal total | | | | |
| | 保管庫類 Storage cabinets | 0.983 | 0.987 | | 0.990 |
| | 台所用計 Kitchen furniture total | | | 1.044 | |
| | システムキッチン System kitchens | 1.075 | 1.066 | 1.044 | 1.025 |
| | 棚 Racks | 1.113 | 1.107 | 1.154 | 1.096 |
| | 間仕切り Partitions | 1.003 | 1.004 | 1.005 | |

| 調査票番号 Questionnaire number | 調査票・品目名 Questionnaire Goods | 生産数量 Production quantity | 出荷(販売) Shipments sales | | 在庫数量 Inventory quantity |
|----------------------------------|---|--------------------------------|---------------------------|-------------|-------------------------------|
| | | | 数量 Quantity | 金額 Value | |
| 5080 | 玩具 Toys | | | | |
| | プラスチック製玩具 計 Elastic toys | | | | |
| | その他のプラスチック製玩具 Other plastic toys | | | 1.108 | 1.096 |
| 5100 | 革靴 Leather boots and shoes | | | | |
| | 革靴 計 Leather boots and shoes total | 1.015 | 1.015 | | 1.014 |
| | 紳士用革靴 Men's leather boots and shoes | 1.042 | 1.035 | 1.040 | 1.021 |
| | 婦人用・子供用革靴 Women's and children's leather boots and shoes | 1.009 | 1.011 | | 1.010 |

| 調査票番号 Questionnaire number | 調査票・品目名 Questionnaire Goods | 生産 Production | | 出荷(販売) Shipments sales | | | 在庫 Inventory | |
|----------------------------------|--|------------------|--|---------------------------|--|------------|-----------------|----------------|
| | | 数量 Quantity | 原皮換算重量 Weight of raw hide and skin | 数量 Quantity | 原皮換算重量 Weight of raw hide and skin | 面積 Area | 金額 Value | 数量 Quantity |
| 5110 | 製革 Leather | | | | | | | |
| | ①製品 Product | 0.971 | 0.974 | 0.973 | 0.974 | | | 0.973 0.939 |
| | クロム甲革計(工業用を除く) Chrome tanned upper leather(except industrial use) | 0.971 | 0.974 | 0.973 | 0.974 | | | 0.973 0.939 |
| | 牛 計 Cattle | 0.961 | 0.972 | 0.963 | 0.972 | | | 0.919 0.924 |
| | 成牛 Cattle hide | 0.975 | 0.975 | 0.974 | 0.974 | | | 0.925 0.925 |
| | 小・中牛 Kip and calf | 0.775 | 0.775 | 0.828 | 0.828 | | | 0.893 0.894 |

②能力欄

24年1月以降に発生した接続係数

| 調査票番号 Questionnaire number | 調査票・品目名 Questionnaire・Goods | 月末運転可能錠数 Spindles at the end of the month | 月間総延運転錠時間数 Spindles hours/month |
|----------------------------------|--------------------------------|---|------------------------------------|
| 3040 | 紡績機 Spinning Machinery | 0.998 | 0.999 |
| | 毛糸用 Woolen yam | | 0.994 |

| 調査票番号 Questionnaire number | 調査票・品目名 Questionnaire・Goods | 月末保有台数 End-of -month number | 月間平均実働台数 Monthly average of operating machinery |
|----------------------------------|--|-----------------------------------|---|
| 3110 | 織物生産 Woven fabrics | | |
| | 一般織機合計(力織機) General weaving machinery total | 0.987 | 0.984 |
| | 無ひ織機 Shuttle less looms | 1.008 | 0.992 |
| | 有ひ織機 Shuttle looms | 0.960 | 0.959 |
| | タオル織機 Weaving machinery for towel | 0.931 | 0.901 |

| 調査票番号 Questionnaire number | 調査票・品目名 Questionnaire・Goods | 月間生産能力 Monthly production capacity |
|----------------------------------|--|--|
| 3150 | タフテッドカーペット・フェルト・不織布 Tufted carpet, Felt and Non-woven fabrics | |
| | タフテッドカーペット Tufted carpet | 0.979 |

| 調査票番号 Questionnaire number | 調査票・品目名 Questionnaire・Goods | 月末保有台数 End-of -month number | 月間平均実働台数 Monthly average of operating machinery |
|----------------------------------|---|-----------------------------------|---|
| 3180 | ニット・衣服縫製品 Knit and sewn clothing products | | |
| | ニット生地編機計 Knit fabrics total | 0.992 | 1.013 |
| | たて編機 Warp knitting machines | 1.007 | 1.009 |
| | 丸編機(除靴下機) Circular knitting machines (except socks and stocking knitting machine) | 1.029 | 1.046 |
| | 横編機 Flat knitting machines | 0.977 | 0.961 |
| | 靴下用丸編機 Circular knitting machines for socks and stocking | 1.019 | 1.026 |
| | 工業用動力ミシン Industrial sewing machines | 1.014 | 1.002 |

平成24年調査票改正について

| 月報名 | 項目 | 改正前 | | 改正後 | 備考 |
|-------------|---------|---|---|-----------|---------|
| 織物生産月報 | 製品－生産内訳 | 綿織物 別珍・コール天 | | － | 削除 |
| | 原材料－原糸 | 原材料－原糸 | | － | 削除 |
| ニット・衣服縫製品月報 | 原材料－原糸 | 原材料－原糸 | | － | 削除 |
| | 原材料－原反 | 原材料－原反 | | － | 削除 |
| 二次製品月報 | 漁網・陸上網 | ナイロン ポリエステル その他網 | → | 漁網 陸上網 | 内訳廃止・分割 |
| | 合成繊維網 | ポリオレフィン網 その他の合成繊維網 | → | 合成繊維網 | 内訳廃止 |
| | 原材料 | 原材料 | | － | 削除 |
| | 労務 | 製綿・ふとん部門 漁網・陸上網部門 合成繊維網部門 細幅織物・組ひも・レース部門 | → | 当該部門 | 統合 |
| | 設備 | ふとん成型機 | | ふとん | 名称変更 |
| 楽器月報 | 受入(製品) | 受入(製品) | | 国内 国外 | 分割 |

平成24年 調査票一覧

| 調査票番号 | 調査票名 |
|-------|---------------------------------|
| 3010 | 化学繊維月報 |
| 3040 | 紡績糸月報 |
| 3110 | 織物生産月報 |
| 3150 | タフテッドカーペット・フェルト・不織布月報 |
| 3160 | 染色整理月報 |
| 3180 | ニット・衣服縫製品月報 |
| 3200 | 二次製品月報(製綿・ふとん、網・綱、細幅織物・組ひも・レース) |
| 5020 | 楽器月報 |
| 5030 | 家具月報 |
| 5050 | 文具月報 |
| 5080 | 玩具月報 |
| 5100 | 革靴月報 |
| 5110 | 製革月報 |



化学繊維月報

(平成 24 年 月分)

| | |
|-------------|---------|
| 基 幹 統 計 | |
| 経済産業省生産動態統計 | |
| 提出先 | 経済産業局長 |
| 提出期日 | 翌月 10 日 |
| 提出部数 | 2 部 |

| 1. 製 品 | | 単位：t | | | | | |
|---------------|--------------------|----------|----------|----------|----------|------------|--------------|
| 品 目 | 項 目 | 番 号 | 生 産 A | 受 入 B | 出 荷 | | 月 末 在 庫 E |
| | | | | | 販 売 C | そ の 他 D | |
| 再生・半合成 織 維 | 長 織 維 | 0101 | | | | | |
| | 短 織 維 | 0102 | | | | | |
| 合 成 織 維 | ナ イ ロ ン | 長織維 0103 | | | | | |
| | ア ク リ ル | 短織維 0104 | | | | | |
| | ポ リ エ ス テ ル | 長織維 0105 | | | | | |
| | | 短織維 0106 | | | | | |
| | ポ リ エ チ レ ン | 長織維 0107 | | | | | |
| | ポ リ プ ロ ピ レ ン | 長織維 0108 | | | | | |
| | | 短織維 0109 | | | | | |
| | そ の 他 の 合 成 織 維 | 長織維 0110 | | | | | |
| | | 短織維 0111 | | | | | |

注：出荷のうち販売とは次のものをいいます。

- 直接需要者、販売業者に出荷したもの。
- 販売することを目的として本社又は中継地などに出荷したもの。ただし、「本社分」として当該調査票を提出している事業所はその他に記入してください。

| 4. 生 産 能 力 | | | 単位：t | |
|---------------|--------------------|-------------|------|--|
| 区 分 | 番 号 | 月 間 生 産 能 力 | | |
| | | A | | |
| 再生・半合成 織 維 | 長 織 維 | 0401 | | |
| | 短 織 維 | 0402 | | |
| 合 成 織 維 | ナ イ ロ ン | 長織維 0403 | | |
| | ア ク リ ル | 短織維 0404 | | |
| | ポ リ エ ス テ ル | 長織維 0405 | | |
| | | 短織維 0406 | | |
| | ポ リ エ チ レ ン | 長織維 0407 | | |
| | ポ リ プ ロ ピ レ ン | 長織維 0408 | | |
| | | 短織維 0409 | | |
| | そ の 他 の 合 成 織 維 | 長織維 0410 | | |
| | | 短織維 0411 | | |

注：月間生産能力(t)＝調査期間の末日現在の公称能力(t)×30.42日
(365日÷12ヶ月)

| 3. 労 務 | | 単位：人 | |
|------------|------|-------------|--|
| 区 分 | 番 号 | 月 末 従 事 者 数 | |
| | | A | |
| 再生・半合成繊維部門 | 0301 | | |
| 合成繊維部門 | 0302 | | |
| 事業所 | 0303 | | |

備 考

| | | | | |
|-------------|--|---------------------------------|--------|-----------|
| 企 業 名 | | 本 社 又 は 本 店 所 在 地 | (〒 -) | (電話 - -) |
| 事 業 所 名 | | 事 業 所 所 在 地 | (〒 -) | |
| 報 告 者 の 氏 名 | | 作 成 者 の 所 属 部 署 名 及 び 氏 名 | | (電話 - -) |

(平成 年 月 日作成)

| 統計調査番号 | 調査票番号 | 年 月 分 | 事 業 所 番 号 | | | |
|--------|---------|---------|-----------|---------|--|--|
| | | | 都道府県 | 整 理 番 号 | | |
| A 0 7 | 3 0 1 0 | 2 0 1 2 | | | | |



紡績糸月報

(平成 24 年 月分)

| | |
|-------------|---------|
| 基 幹 統 計 | |
| 経済産業省生産動態統計 | |
| 提出先 | 経済産業局長 |
| 提出期日 | 翌月 10 日 |
| 提出部数 | 2 部 |

| 1-1. 製 品 | | 単位：t | | | | |
|-------------------|---------|-------|-------|-------|---------|-----------|
| 品 目 | 項 目 番 号 | 生 産 A | 受 入 B | 出 荷 | | 月 末 在 庫 E |
| | | | | 販 売 C | そ の 他 D | |
| 綿糸(コンデンサー糸を含む) | 0101 | | | | | |
| そ 毛 糸 | 0102 | | | | | |
| 紡 毛 糸 | 0103 | | | | | |
| 絹紡糸(さく紡糸・ちゅう糸を含む) | 0104 | | | | | |
| 麻 糸 | 0105 | | | | | |
| 再生・半合成繊維糸 | 0106 | | | | | |
| ア ク リ ル 糸 | 0107 | | | | | |
| ポ リ エ ス テ ル 糸 | 0108 | | | | | |
| そ の 他 の 合 成 繊 維 糸 | 0109 | | | | | |

注：出荷のうちその他には、賃織・賃編用、自社他工場用消費を含みます。

| 1-2. 純糸・混紡糸別生産内訳 | | 単位：t | | | | | | |
|------------------|------------|------|---|---|----------|------|--------|-------|
| 品 目 | 純・混紡相手 番 号 | 綿 | 毛 | 麻 | 再生・半合成繊維 | アクリル | ポリエステル | そ の 他 |
| | | A | B | C | D | E | F | G |
| 綿 糸 | 0121 | | | | | | | |
| そ 毛 糸 | 0122 | | | | | | | |
| 紡 毛 糸 | 0123 | | | | | | | |
| 麻 糸 | 0124 | | | | | | | |
| 再生・半合成繊維糸 | 0125 | | | | | | | |
| ア ク リ ル 糸 | 0126 | | | | | | | |
| ポリエステル糸 | 0127 | | | | | | | |

注：1. 品目ごとの合計(合計欄なし)は、それぞれの生産計(計欄なし)に一致させてください。
 2. 「その他の合成繊維糸」の生産数量は「純糸・混紡糸別生産内訳」には記入しないでください。
 3. 混紡相手繊維が2つ以上ある場合は、重量の多い混紡相手繊維の欄に記入してください。

| 3. 勞 務 | | | 単位：人 |
|-----------|------|-------------|------|
| 区 分 | 番 号 | 月 末 従 事 者 数 | |
| | | A | |
| 紡 績 糸 部 門 | 0301 | | |
| 事 業 所 | 0302 | | |

| 4-1. 生 産 設 備 能 力 | | |
|-------------------------|-------------|-------|
| 区 分 | 番 号 | 紡 績 機 |
| | | A |
| 月 末 運 転 可 能 錘 数 (錘) | 0401 | |
| 月 間 延 運 転 錘 時 間 数 (千時間) | 綿 糸 用 | 0402 |
| | 再生・半合成繊維糸用 | 0403 |
| | 合 成 繊 維 糸 用 | 0404 |
| | 毛 糸 用 | 0405 |
| | 絹 紡 糸 用 | 0406 |
| 麻 糸 用 | 0407 | |

注：オープンエンド精紡機については、錘数欄にドラム数を記入してください。

| 4-2. 設 備 (操 業 時 間) | |
|--------------------|---------------------|
| 番 号 | 月 間 延 操 業 時 間 (時 間) |
| | A |
| 0421 | |

注：1. 1日の平均操業時間×当月の操業日数
 2. 1日の平均操業時間の1時間未満の分については、以下の例にならって十進法に直して計算してください。
 (計算例)
 8時間30分=8.5×当月の操業日数
 16時間00分=16.0×当月の操業日数
 16時間45分=16.75×当月の操業日数

備 考

| | | | |
|-------------|--|---------------------------|------------------|
| 企 業 名 | | 本 社 又 は 本 店 所 在 地 | (〒 -) (電話 - -) |
| 事 業 所 名 | | 事 業 所 所 在 地 | (〒 -) |
| 報 告 者 の 氏 名 | | 作 成 者 の 所 属 部 署 名 及 び 氏 名 | (電話 - -) |

(平成 年 月 日作成)

| 統計調査番号 | 調査票番号 | 年 月 分 | 事 業 所 番 号 | | | |
|---------------|---------|-------|-----------|---------|--|--|
| | | | 都 道 府 県 | 整 理 番 号 | | |
| A 0 7 3 0 4 0 | 2 0 1 2 | | | | | |



織物生産月報

(平成 24 年 月分)

| | |
|-------------|---------|
| 基 幹 統 計 | |
| 経済産業省生産動態統計 | |
| 提出先 | 都道府県知事 |
| 提出期日 | 翌月 10 日 |
| 提出部数 | 2 部 |

1-1. 製品 - 総合

| 品 目 | 項 目 | 単 位 | 番 号 | 生 産 | 受 入 | 出 荷 | | 月 末 在 庫 |
|-------|----------|-------|---------|------|------|-----|-------|---------|
| | | | | | | 販 売 | そ の 他 | |
| | | | | | | A | B | |
| 織 物 | 綿 織 物 | m | 0101 | | | | | |
| | 毛織物 | そ | m | 0102 | | | | |
| | | 紡 | m | 0103 | | | | |
| | | 純 | m | 0104 | | | | |
| | 絹・絹織物 | 交 | m | 0105 | | | | |
| | | 麻 織 物 | m | 0106 | | | | |
| | ビスコーススフ | m | 0107 | | | | | |
| | 人絹・アセテート | m | 0108 | | | | | |
| | 合 成 織 維 | 長 織 維 | ナイロン | m | 0109 | | | |
| | | | ポリエステル | m | 0110 | | | |
| | | | その他の長織維 | m | 0111 | | | |
| | | 短 織 維 | アクリル | m | 0112 | | | |
| | | | ポリエステル | m | 0113 | | | |
| | | | その他の短織維 | m | 0114 | | | |
| そ の 他 | タイヤコード | kg | 0115 | | | | | |
| | タ オ | kg | 0116 | | | | | |

1-2. 製品 - 生産内訳

単位：m

| 品 目 | 項 目 | 番 号 | 生 産 | | |
|------------|---------------|------|-----|------|------|
| | | | A | | |
| | | | 織 物 | かなきん | 0121 |
| 生地(糸晒しを含む) | ポプリン・ブロード | 0122 | | | |
| | 粗布・てんじく・細布・ネル | 0123 | | | |
| | クレーブ | 0124 | | | |
| | あや類 | 0125 | | | |
| | 朱子 | 0126 | | | |
| | 白もめん・包帯・ガーゼ | 0127 | | | |
| | その他の生地 | 0128 | | | |
| | 糸染 | | | | |
| ギンガム | 0129 | | | | |
| その他の糸染 | 0130 | | | | |
| 毛 | 男子服地 | 0131 | | | |
| | 婦人児服地 | 0132 | | | |
| | その他のそ毛 | 0133 | | | |
| 織 物 | 男子服地 | 0134 | | | |
| | 婦人児服地 | 0135 | | | |
| | 毛布地 | 0136 | | | |
| | その他の紡毛 | 0137 | | | |
| 絹・絹織物 | 広幅 | | | | |
| | 羽二重類 | 0138 | | | |
| | クレーブ類 | 0139 | | | |
| | 先練(先染) | 0140 | | | |
| | 小幅 | | | | |
| ちりめん類 | 0141 | | | | |
| 先練(先染) | 0142 | | | | |
| その他の後練(後染) | 0143 | | | | |

1-2. 製品 - 生産内訳(つづき)

単位：m

| 品 目 | 項 目 | 番 号 | 生 産 | | |
|---------|--------|----------|---------------|------------|------|
| | | | A | | |
| | | | ビスコーススフ織物 | 生地(糸晒しを含む) | モスリン |
| その他の生地 | | 0145 | | | |
| 先染 | | 0146 | | | |
| 合 成 織 維 | ナイロン | タフタ | 0147 | | |
| | | その他のナイロン | 0148 | | |
| | ポ | 長 | タフタ | 0149 | |
| | | 織 | デシン | 0150 | |
| | エ | 織 | ジョーゼット | 0151 | |
| | | テ | ポ | 0152 | |
| | 物 | 織 | 加工糸織物 | 0153 | |
| | | ル | その他のポリエステル長織維 | 0154 | |
| | タイヤコード | 短織維 | ポプリン・ブロード | 0155 | |
| | | その他の短織維 | その他のポリエステル短織維 | 0156 | |
| | ナイロン | 0157 | kg | | |
| | ポリエステル | 0158 | kg | | |

- 注1. 「1-2. 製品-生産内訳」には「1-1. 製品-総合」の生産内訳についてのみ記入してください。
 2. 広幅とは織り上げ幅50.8cm以上、小幅とは織り上げ幅50.8cm未満の織物をいいます。

3. 労 務

単位：人

| 区 分 | 番 号 | 月 末 従 事 者 数 | |
|---------|------|-------------|--|
| | | A | |
| 織 物 部 門 | 0301 | | |
| 事 業 所 | 0302 | | |

4. 設 備

単位：台

| 区 分 | 番 号 | 月 末 保 有 台 数 | | 月 間 平 均 実 働 台 数 | |
|-----------|------|-------------|--|-----------------|--|
| | | A | | B | |
| 一般織機(力織機) | 無ひ織機 | 0401 | | | |
| | 有ひ織機 | 0402 | | | |
| タオル織機 | 0403 | | | | |

注：有ひ織機には、手機・足踏機は含まないでください。

備 考

| | | | |
|-------------|--|---------------------------|-----------------|
| 企 業 名 | | 本 社 又 は 本 店 所 在 地 | (〒 -) (電話 - -) |
| 事 業 所 名 | | 事 業 所 所 在 地 | (〒 -) |
| 報 告 者 の 氏 名 | | 作 成 者 の 所 属 部 署 名 及 び 氏 名 | (電話 - -) |

(平成 年 月 日作成)

| 統計調査番号 | 調査票番号 | 年 月 分 | 事 業 所 番 号 | | | |
|--------|---------|---------|--------------|--|--|--|
| | | | 都道府県 整 理 番 号 | | | |
| A 0 7 | 3 1 1 0 | 2 0 1 2 | | | | |



経済産業省生産動態統計調査

タフテッドカーペット・フェルト・不織布月報

(平成 24 年 月分)

| | |
|-------------|----------|
| 基 幹 統 計 | |
| 経済産業省生産動態統計 | |
| 提 出 先 | 都道府県知事 |
| 提 出 期 日 | 翌 月 10 日 |
| 提 出 部 数 | 2 部 |

1-1. 製 品 - 総 合

注：織フェルト、チューブマットは記入する必要はありません。

| 項 目 品 目 | 単 位 | 番 号 | 生 産 | 受 入 | 出 | | 荷 他 | 月 末 在 庫 |
|-----------------------------|-----|---------|-----|-----|-----|----------|-----|---------|
| | | | | | 販 売 | | | |
| | | | | | 数 量 | 金 額 (千円) | | |
| | | | A | B | C | D | E | F |
| タフテッドカーペット (不織布カーペットを除く) | m | 0101 | | | | | | |
| プレスフェルト(ニードルフェルトを除く) | kg | 0102 | | | | | | |
| 不織布 | 乾 式 | kg 0103 | | | | | | |
| | 湿 式 | kg 0104 | | | | | | |

3. 労 務

単位：人

| 区 分 | 番 号 | 月 末 従 事 者 数 |
|-----------------------|------|-------------|
| | | A |
| タフテッドカーペット・フェルト・不織布部門 | 0301 | |
| 事業所 | 0302 | |

注：「1-1.製品-総合」の不織布の「生産」内訳を記入してください。

1-2. 製品-用途別生産内訳

単位：kg

| 項 目 品 目 | 番 号 | 生 産 |
|------------|-------------|------|
| | | A |
| 不織布 | 衣 料 用 | 0121 |
| | 産 業 用 | |
| | 車 両 用 | 0122 |
| | その他の産業用 | 0123 |
| | 土 木 ・ 建 築 用 | 0124 |
| | 農 業 ・ 園 芸 用 | 0125 |
| | 生 活 関 連 用 | 0126 |
| | 医 療 ・ 衛 生 用 | 0127 |
| | そ の 他 用 | 0128 |

注：「1-1.製品-総合」の不織布の設備別「生産」内訳を記入してください。

4-2. 生産能力-不織布用

単位：kg

| 項 目 設 備 名 | 番 号 | 月 間 生 産 能 力 | 設 備 別 生 産 実 績 |
|--------------|---------------------------|-------------|---------------|
| | | A | B |
| 乾 式 | ケミカルボンド式 | 0421 | |
| | サーマルボンド式 | 0422 | |
| | ニードルパンチ式 (ニードルフェルトを含む) | 0423 | |
| | スパンボンド・メルトブロー式 | 0424 | |
| | スパンレーズ式 | 0425 | |
| | その他の乾式 | 0426 | |
| 湿 式 | 0427 | | |

月間生産能力 = 日産能力 × 年間操業日数 × 1 / 12 (kg/月)

4-1. 生産能力-タフテッドカーペット・フェルト用

| 項 目 設 備 名 | 単 位 | 番 号 | 月 間 生 産 能 力 |
|-----------------|-----|------|-------------|
| | | | A |
| タフティングマシン | m | 0401 | |
| プレスフェルト用ハーダ(動力) | kg | 0402 | |

備 考

| | | | |
|-------------|--|---------------------------|------------------|
| 企 業 名 | | 本 社 又 は 本 店 所 在 地 | (〒 -) (電話 - -) |
| 事 業 所 名 | | 事 業 所 所 在 地 | (〒 -) |
| 報 告 者 の 氏 名 | | 作 成 者 の 所 属 部 署 名 及 び 氏 名 | (電話 - -) |

(平成 年 月 日作成)

| | | | | | | |
|--------|---------|---------|-----------|---------|--|--|
| 統計調査番号 | 調査票番号 | 年 月 分 | 事 業 所 番 号 | | | |
| A 0 7 | 3 1 5 0 | 2 0 1 2 | 都道府県 | 整 理 番 号 | | |



染色整理月報

(平成 24 年 月分)

| | |
|-------------|---------|
| 基幹統計 | |
| 経済産業省生産動態統計 | |
| 提出先 | 都道府県知事 |
| 提出期日 | 翌月 10 日 |
| 提出部数 | 2 部 |

1. 加工高・原反・製品

| 品目 | 項目 | 単位 | 番号 | 精練・漂白品 | | 浸染品 | | なっ染品 | | 整理 | | 月末在庫 | | 番号 | |
|-------|-----------------|--------|--------|--------|------|-----|-----|------|-----|-----|-----|----------------|----|------|------|
| | | | | 輸出用 | 国内用 | 輸出用 | 国内用 | 輸出用 | 国内用 | 輸出用 | 国内用 | 原反 (仕掛中を含む) | 製品 | | |
| | | | | A | B | C | D | E | F | G | H | I | J | | |
| 織物 | 綿織物 | 1000m | 0101 | | | | | | | | | | | 0101 | |
| | そ毛織物 | 1000m | 0102 | | | | | | | | | | | 0102 | |
| | 紡毛織物 | 1000m | 0103 | | | | | | | | | | | 0103 | |
| | 絹・絹紡織物 | 1000m | 0104 | | | | | | | | | | | 0104 | |
| | 麻織物 | 1000m | 0105 | | | | | | | | | | | 0105 | |
| | 人絹・キュブラ・アセテート織物 | 1000m | 0106 | | | | | | | | | | | 0106 | |
| | スフ織物 | 1000m | 0107 | | | | | | | | | | | 0107 | |
| | 合成繊維織物 | 長繊維 | ナイロン | 1000m | 0108 | | | | | | | | | | 0108 |
| | | | ポリエステル | 1000m | 0109 | | | | | | | | | | 0109 |
| | | 短繊維 | ポリエステル | 1000m | 0110 | | | | | | | | | | 0110 |
| 加工賃 | | 千円 | 0111 | | | | | | | | | | | 0111 | |
| ニット生地 | たて編 | 合成繊維 | 1000m | 0112 | | | | | | | | | | 0112 | |
| | 丸編 | 綿 | 1000m | 0113 | | | | | | | | | | | 0113 |
| | | 毛 | 1000m | 0114 | | | | | | | | | | | 0114 |
| | | 合成繊維 | 1000m | 0115 | | | | | | | | | | | 0115 |
| | | その他の丸編 | 1000m | 0116 | | | | | | | | | | | 0116 |
| | 加工賃 | | 千円 | 0117 | | | | | | | | | | | 0117 |
| 毛布 | 毛 | 1000m | 0118 | | | | | | | | | | | 0118 | |
| | 加工賃 | | 千円 | 0119 | | | | | | | | | | | 0119 |

2-1. 原材料—染料・顔料

| 原材料名 | 項目 | 番号 | 消費 | |
|------------------|----|------|----|--|
| | | | A | |
| 直 | 接 | 0201 | | |
| 酸性(金属錯塩を含む) | | 0202 | | |
| カチオン・ラピット・その他の塩基 | | 0203 | | |
| 建築(硫化を含む) | | 0204 | | |
| 分 | 散 | 0205 | | |
| 反 | 応 | 0206 | | |
| 蛍 | 光 | 0207 | | |
| その他の染料(アニリンを含む) | | 0208 | | |
| 顔 | 料 | 0209 | | |

3. 労務

| 区分 | 番号 | 月末従事者数 | |
|--------|------|--------|--|
| | | A | |
| 染色整理部門 | 0301 | | |
| 事業所 | 0302 | | |

| | | | |
|--------|--|---------------|------------------|
| 企業名 | | 本社又は本店所在地 | (〒 -) (電話 - -) |
| 事業所名 | | 事業所所在地 | (〒 -) |
| 報告者の氏名 | | 作成者の所属部署名及び氏名 | (電話 - -) |

| | | | |
|----|--|--|--|
| 備考 | | | |
|----|--|--|--|

| | | | |
|--------|---------|---------|-----------|
| 統計調査番号 | 調査票番号 | 年月分 | 事業所番号 |
| A 0 7 | 3 1 6 0 | 2 0 1 2 | 都道府県 整理番号 |

(平成 年 月 日作成)



ニット・衣服縫製品月報

(平成 24 年 月分)

| |
|------------------|
| 基 幹 統 計 |
| 経済産業省生産動態統計 |
| 提 出 先 都道府県知事 |
| 提 出 期 日 翌 月 10 日 |
| 提 出 部 数 2 部 |

| 品 目 | 項 目 番 号 | 生 産 | 受 入 | 消 費 | 出 荷 | | | 月 末 在 庫 |
|-------------|---------|-----|-----|-----|-----|---------|-------|---------|
| | | | | | 販 売 | | そ の 他 | |
| | | | | | 数 量 | 金 額(千円) | | |
| A | B | C | D | E | F | G | | |
| 綿 生 地 | 0101 | | | | | | | |
| 毛 生 地 | 0102 | | | | | | | |
| 合 成 繊 維 生 地 | | | | | | | | |
| ナイロン | 0103 | | | | | | | |
| アクリル | 0104 | | | | | | | |
| ポリエステル | 0105 | | | | | | | |
| その他の合成繊維生地 | 0106 | | | | | | | |
| その他の繊維製生地 | 0107 | | | | | | | |

| 品 目 | 項 目 番 号 | 生 産 | |
|-------------|---------|-------------|-----|
| | | た て 編 ・ 横 編 | 丸 編 |
| | | A | B |
| 綿 生 地 | 0111 | | |
| 毛 生 地 | 0112 | | |
| 合 成 繊 維 生 地 | 0113 | | |
| その他の繊維製生地 | 0114 | | |

注：1. ニット生地を生産した場合は、「1-2. 製品-ニット生地編立て別内訳」にも記入してください。
 2. 横編：編立てから製品まで一貫して生産したものについては製品だけ記入し、生地は記入しないでください。
 3. kg単位で記入するのが困難な場合には、記入要領に掲載の簡易換算表により換算して記入してください。

| 品 目 | 項 目 | 単 位 | 番 号 | 生 産 | 受 入 | 出 荷 | | | 月 末 在 庫 |
|------|------------|-----|------|-----|-----|-----|---------|-------|---------|
| | | | | | | 販 売 | | そ の 他 | |
| | | | | | | 数 量 | 金 額(千円) | | |
| A | B | C | D | E | F | | | | |
| ニット製 | 外 衣 | デカ | 0121 | | | | | | |
| | 下着・補整着・寝着類 | デカ | 0122 | | | | | | |
| | 靴 | 下 | 0123 | | | | | | |
| | 手袋 | 袋 | 0124 | | | | | | |
| 織物製 | 外 衣 | 点 | 0125 | | | | | | |
| | 下着・補整着・寝着類 | 点 | 0126 | | | | | | |

| 品 目 | 項 目 | 番 号 | ニット製(デカ) | 織 物 製 (点) | | |
|-------------|----------------------|-----------------|----------|-----------|----------|---|
| | | | | 成年男子・少年用 | 成年女子・少女用 | |
| | | | | A | B | C |
| 外 | スーツ類 | 上 衣 | 0141 | | | |
| | | ズボン・スカート | 0142 | | | |
| | | オーバーコート・ジャケット類 | 0143 | | | |
| | | ズボン・スラックス・スカート類 | 0144 | | | |
| | | ドレス類 | 0145 | | | |
| | | セーター・カーデガン・ベスト類 | 0146 | | | |
| | 学 校 服 | 上衣・オーバーコート | 0147 | 0155Aへ | | |
| | | ズボン・スカート | 0148 | 0155Aへ | | |
| | | 上衣(衛生白衣を含む) | 0149 | 0155Aへ | | |
| | 制 服 ・ 作 業 服 ・ 事 務 服 | ズボン・スカート | 0150 | 0155Aへ | | |
| スポーツ用 | | 上 衣 | 0151 | | | |
| | ズボン・スカート | 0152 | | | | |
| 衣 | ワイシャツ・ブラウス | | 0153 | | | |
| | アウターシャツ・スポーツシャツ・Tシャツ | | 0154 | | | |
| | そ の 他 の 外 衣 | | 0155 | | | |
| | アンダーシャツ・クレープシャツ | | 0156 | 0159Bへ | 0159Cへ | |
| 下 着 ・ 寝 着 類 | スリッパ・ベチコート類 | | 0157 | | | |
| | パ ン ツ 類 | | 0158 | | | |
| | そ の 他 の 下 着 | | 0159 | | | |
| | 寝着類(パジャマ・ネグリジェ) | | 0160 | | | |
| 靴 | パンティストッキング | | 0161 | | | |
| | 短靴下類(その他の靴下を含む) | | 0162 | | | |

注：1. 上下組のものは、上衣と下衣と別個に記入してください。
 2. ニット製外衣のうち、学生服及び制服・作業・事務服(0147～0150A)は、その他の外衣(0155A)に含めて記入してください。
 3. 織物製下着・寝着類のうち、アンダーシャツ・クレープシャツ成年男子・少年用(0156B)、成年女子・少女用(0156C)は、その他の下着(0159B,0159C)にそれぞれ含めて記入してください。

| 区 分 | 番 号 | 月 末 従 事 者 数 |
|-------------|------|-------------|
| | | A |
| ニット・衣服縫製品部門 | 0301 | |
| 事 業 所 | 0302 | |

| 区 分 | 単 位 | 番 号 | 月 末 保 有 台 数 | 月 間 平 均 実 働 台 数 |
|-------------|----------|------------|-------------|-----------------|
| | | | A | B |
| た て 編 機 | 台 | 0401 | | |
| 丸編機(靴下機を除く) | 台 | 0402 | | |
| 横編機 | 横 編 機 | 台 | 0403 | |
| | フルファッション | セクシ ョン数 | 0404 | |
| 靴下用丸編機 | 台 | 0405 | | |
| 工業用動力マシン | 台 | 0406 | | |

備考

| | | |
|-------------|---------------------------|------------------|
| 企 業 名 | 本 社 又 は 本 店 所 在 地 | (〒 -) (電話 - -) |
| 事 業 所 名 | 事 業 所 所 在 地 | (〒 -) |
| 報 告 者 の 氏 名 | 作 成 者 の 所 属 部 署 名 及 び 氏 名 | (電話 - -) |

(平成 年 月 日作成)

| | | | |
|---------------|---------|-------|--------------|
| 統計調査番号 | 調査票番号 | 年 月 分 | 事 業 所 番 号 |
| A 0 7 3 1 8 0 | 2 0 1 2 | | 都道府県 整 理 番 号 |



二次製品月報

(製綿・ふとん、網・網、細幅織物・組ひも・レース)

(平成 24 年 月分)

| | |
|-------------|----------|
| 基 幹 統 計 | |
| 経済産業省生産動態統計 | |
| 提 出 先 | 都道府県知事 |
| 提 出 期 日 | 翌 月 10 日 |
| 提 出 部 数 | 2 部 |

| 1. 製 品 | | 単 位 | 番 号 | 生 産 | 受 入 | 消 費 | 出 荷 | | | 月 末 在 庫 |
|--------|-----------------|-----|------|-----|-----|-----|-----|----------|-------|---------|
| 品 目 | 項 目 | | | | | | 販 売 | | そ の 他 | |
| | | | | | | | 数 量 | 金 額 (千円) | | |
| | | A | B | C | D | E | F | G | | |
| 製綿 | 合 成 織 維 | kg | 0101 | | | | | | | |
| | その他(羊毛を含む) | kg | 0102 | | | | | | | |
| ふとん | 掛 け ふ と ん | 枚 | 0103 | | | | | | | |
| | 敷 ふ と ん | 枚 | 0104 | | | | | | | |
| | こ た つ ふ と ん | 枚 | 0105 | | | | | | | |
| | 羽 毛 ・ 羽 根 ふ と ん | 枚 | 0106 | | | | | | | |
| 漁 | 網 | kg | 0107 | | | | | | | |
| 陸 | 上 網 | kg | 0108 | | | | | | | |
| | 合 成 織 維 網 | kg | 0109 | | | | | | | |
| | 細 幅 織 物 | kg | 0110 | | | | | | | |
| | 組 ひ も | kg | 0111 | | | | | | | |
| レース生地 | 編 ・ ポ ビ ン | m | 0112 | | | | | | | |
| | 刺 し ゆ う | m | 0113 | | | | | | | |

注：1. 製綿には、中入綿・ふとん綿を含めます。
 2. こたつふとんには、こたつ敷ふとんを含めます。ただし、こたつパット(こたつベットともいう)は除きます。
 3. コンバウンドロープは合成繊維網に含めます。

| 3. 労 務 | | 単 位:人 |
|---------|------|-------------|
| 区 分 | 番 号 | 月 末 従 事 者 数 |
| | | A |
| 当 該 部 門 | 0301 | |
| 事 業 所 | 0302 | |

| 4. 生 産 能 力 | | 単 位:枚 |
|------------|------|-------------|
| 区 分 | 番 号 | 月 間 生 産 能 力 |
| | | A |
| ふ と ん | 0401 | |

備 考

| | | | |
|-------------|--|---------------------------|------------------|
| 企 業 名 | | 本 社 又 は 本 店 所 在 地 | (〒 -) (電話 - -) |
| 事 業 所 名 | | 事 業 所 所 在 地 | (〒 -) |
| 報 告 者 の 氏 名 | | 作 成 者 の 所 属 部 署 名 及 び 氏 名 | (電話 - -) |

(平成 年 月 日作成)

| 統計調査番号 | 調査票番号 | 年 月 分 | 事 業 所 番 号 | | | |
|--------|---------|---------|-----------|---------|--|--|
| | | | 都道府県 | 整 理 番 号 | | |
| A 0 7 | 3 2 0 0 | 2 0 1 2 | | | | |



楽 器 月 報

(平成 24 年 月分)

| | |
|----------------------------------|-------------|
| 基 幹 統 計 経 済 産 業 省 生 産 動 態 統 計 | |
| 提 出 先 | 経 済 産 業 局 長 |
| 提 出 期 日 | 翌 月 10 日 |
| 提 出 部 数 | 2 部 |

| 1. 製 品 | | | 生 産 | 受 入 (製 品) | | 出 荷 | | | 月 末 在 庫 |
|--------------------------|-----|------|-----|----------------|-----|-----|-----------|-------|---------|
| 項 目 品 目 | 単 位 | 番 号 | | 国 内 | 国 外 | 販 売 | | そ の 他 | |
| | | | | | | 数 量 | 金 額 (百万円) | | |
| | | | A | B | C | D | E | F | G |
| ピ ア ノ | 台 | 0101 | | | | | | | |
| 電子ピアノ・電子オルガン | 台 | 0102 | | | | | | | |
| 電子キーボード類 (ミニキーボードを除く) | 台 | 0103 | | | | | | | |
| 管 楽 器 | 本 | 0104 | | | | | | | |
| ギ タ ー ・ 電 気 ギ タ ー | 本 | 0105 | | | | | | | |

- 注 1. 受入の国外の欄には、輸入品及びあなたの企業の海外工場において生産した製品を国内に受入れた場合に計上してください。
 2. 出荷及び月末在庫欄には受入分も含めてください。
 3. 販売金額とは、販売数量を契約価格又は生産者販売価格（消費税も含む）で評価した金額をいい、契約価格又は生産者販売価格とは、企業の販売価格から積込料、運賃、保険料、その他の販売諸掛を除いたものです。

| 3. 労 務 | | 単位：人 | |
|---------|------|-------------|--|
| 区 分 | 番 号 | 月 末 従 事 者 数 | |
| | | A | |
| 楽 器 部 門 | 0301 | | |
| 事 業 所 | 0302 | | |

備 考

| | | | |
|----------------|--|---------------------------------|------------------|
| 企 業 名 | | 本 社 又 は 本 店 所 在 地 | (〒 -) (電話 - -) |
| 事 業 所 名 | | 事 業 所 所 在 地 | (〒 -) |
| 報 告 者 の 氏 名 | | 作 成 者 の 所 属 部 署 名 及 び 氏 名 | (電話 - -) |

(平成 年 月 日作成)

| 統計調査番号 | 調査票番号 | 年 月 分 | 事 業 所 番 号 | | | |
|--------|---------|---------|-----------|---------|--|--|
| | | | 都道府県 | 整 理 番 号 | | |
| A 0 7 | 5 0 2 0 | 2 0 1 2 | | | | |



家具月報

(平成 24 年 月分)

| | |
|---------------------|---------|
| 基幹統計 経済産業省生産動態統計 | |
| 提出先 | 経済産業局長 |
| 提出期日 | 翌月 10 日 |
| 提出部数 | 2 部 |

| 1. 製品 | | 単位:個 | | | | | | |
|-------|----|--------------|---------|-----------------|----------------|----------------|----------------|----------------|
| 品目 | 項目 | 番号 | 生産 A | 受入 (製品) B | 出 | | 荷 その他 E | 月末在庫 F |
| | | | | | 販 | 売 | | |
| | | | | | 数 | 量 | 金額(千円) D | |
| 金 | 机 | 事務用 | 0101 | | | | | |
| | | その他の机(卓子を含む) | 0102 | | | | | |
| | いす | 回転式 | 0103 | | | | | |
| | | その他の金属製いす | 0104 | | | | | |
| | | 引出箱 | 0105 | | | | | |
| | | 保管庫類 | 0106 | | | | | |
| | | 耐火金庫 | 0107 | | | | | |
| 属 | 台 | 流し台 | 0108 | | | | | |
| | | ガス台 | 0109 | | | | | |
| | 用 | 調理台 | 0110 | | | | | |
| | | システムキッチン | 0111 | セット | セット | セット | セット | セット |
| 製 | | ベッド | 0112 | | | | | |
| | | 棚 | 0113 | | | | | |
| | | 間仕切り | 0114 | m ² | m ² | m ² | m ² | m ² |
| | | その他の金属製家具 | 0115 | | | | | |

| | | | | | | | | |
|---|----------|----------|------|--|--|--|--|--|
| 木 | たんす | 0116 | | | | | | |
| | 棚 | 食器棚 | 0117 | | | | | |
| | | その他の木製棚 | 0118 | | | | | |
| | 机 | 0119 | | | | | | |
| | テーブル | 0120 | | | | | | |
| 製 | いす | 応接いす | 0121 | | | | | |
| | | 食卓いす | 0122 | | | | | |
| | | その他の木製いす | 0123 | | | | | |
| | | ベッド | 0124 | | | | | |
| | その他の木製家具 | 0125 | | | | | | |

注：1. 販売金額とは、販売数量を契約価格又は生産者販売価格（消費税を含む）で評価した金額をいい、契約価格又は生産者販売価格とは、企業の販売価格から積込料、運賃、保険料、その他の販売諸掛を除いたものをいいます。

| 3. 労務 | | 単位:人 |
|-------|------|-------------|
| 区分 | 番号 | 月末従事者数 A |
| 家具部門 | 0301 | |
| 事業所 | 0302 | |

| 4. 生産能力 | | | | 月間生産能力 A |
|---------|-------|----|------|-------------|
| 区分 | 単位 | 番号 | | |
| 金属製 | 事務用机 | 個 | 0401 | |
| | 回転式いす | 個 | 0402 | |

| |
|----|
| 備考 |
|----|

| | | | |
|--------|--|-----------------|------------------|
| 企業名 | | 本社又は本店所在地 | (〒 -) (電話 - -) |
| 事業所名 | | 事業所所在地 | (〒 -) |
| 報告者の氏名 | | 作成者の名 所及及び氏名 | (電話 - -) |

(平成 年 月 日作成)

| 統計調査番号 | 調査票番号 | 年月分 | 事業所番号 | | | |
|--------|---------|---------|-------|------|--|--|
| | | | 都道府県 | 整理番号 | | |
| A 0 7 | 5 0 3 0 | 2 0 1 2 | | | | |



文具月報

(平成 24 年 月分)

| | |
|---------------------|---------|
| 基幹統計 経済産業省生産動態統計 | |
| 提出先 | 経済産業局長 |
| 提出期日 | 翌月 10 日 |
| 提出部数 | 2 部 |

| 1. 製品 | | 単 位 | 番 号 | 生 産 | 受 入 (製品) | 出 | | 荷 そ の 他 | 月 末 在 庫 |
|----------------|--------|--------|--------|--------|--------------------|--------|----------------|----------------------|------------------|
| 項 目 | 品 目 | | | | | 販 売 | | | |
| | | | | | | 数 量 | 金 額 (千円) | | |
| | | A | B | C | D | E | F | | |
| 鉛筆 | | クロス | 0101 | | | | | | |
| シャープペンシル | | 千本 | 0102 | | | | | | |
| ボールペン (完成品) | 水性 | 千本 | 0103 | | | | | | |
| | 油性 | 千本 | 0104 | | | | | | |
| マーキングペン | | 千本 | 0105 | | | | | | |
| クレヨン・パス・水彩絵の具 | | 千本 | 0106 | | | | | | |
| 修正液 | | 千本 | 0107 | | | | | | |
| 修正テープ | | 千個 | 0108 | | | | | | |

注1. 出荷及び月末在庫欄には受入分も含めてください。
 2. 販売金額とは、販売数量を契約価格又は生産者販売価格（消費税も含む）で評価した金額をいい、契約価格又は生産者販売価格とは、企業の販売価格から積込料、運賃、保険料、その他の販売諸掛を除いたものです。

| 3. 労務 | | 単位：人 |
|-------|------|-------------|
| 区 分 | 番 号 | 月 末 従 事 者 数 |
| | | A |
| 文具部門 | 0301 | |
| 事業所 | 0302 | |

| 4. 生産能力 | | 単位：千本 | |
|----------------------|------|-----------------|-----------------|
| 区 分 | 番 号 | 中 芯 月 間 生 産 能 力 | 中 芯 月 間 生 産 実 績 |
| | | A | B |
| ボールペン (インキング・マシン) | 0401 | | |

備 考

| | | | |
|----------------|--|---------------------------------|------------------|
| 企 業 名 | | 本 社 又 は 本 店 所 在 地 | (〒 -) (電話 - -) |
| 事 業 所 名 | | 事 業 所 所 在 地 | (〒 -) |
| 報 告 者 の 氏 名 | | 作 成 者 の 所 属 部 署 名 及 び 氏 名 | (電話 - -) |

(平成 年 月 日作成)

| | | | | | | |
|--------|---------|---------|-----------|---------|--|--|
| 統計調査番号 | 調査票番号 | 年 月 分 | 事 業 所 番 号 | | | |
| A 0 7 | 5 0 5 0 | 2 0 1 2 | 都道府県 | 整 理 番 号 | | |
| | | | | | | |



玩具月報

(平成 24 年 月分)

| | |
|------------------------|----------|
| 基 幹 統 計 経済産業省生産動態統計 | |
| 提 出 先 | 都道府県知事 |
| 提 出 期 日 | 翌 月 10 日 |
| 提 出 部 数 | 2 部 |

単位：ダース

| 1. 製 品 | | 番 号 | 生 産 | 出 | | 荷 | 月 末 在 庫 |
|----------------------------|---------------|------|-----|-----|----------|---|---------|
| 項 目 | 品 目 | | | 販 売 | | | |
| | | | | 数 量 | 金 額 (千円) | | |
| | | A | B | C | D | E | |
| 機械玩具 (可動装置を有するもの) | 電子応用玩具 | 0101 | | | | | |
| | 電動玩具 | 0102 | | | | | |
| プラスチック製玩具 (可動装置を有しないもの) | プラスチックモデル | 0103 | | | | | |
| | その他のプラスチック製玩具 | 0104 | | | | | |

注1. 出荷及び月末在庫欄には受入分も含めてください。

注2. 販売金額とは、販売数量を契約価格又は生産者販売価格（消費税も含む）で評価した金額をいい、契約価格又は生産者販売価格とは、企業の販売価格から積込料、運賃、保険料、その他の販売諸掛を除いたものです。

| 3. 労 務 | | 単位：人 |
|---------|------|-------------|
| 区 分 | 番号 | 月 末 従 事 者 数 |
| | | A |
| 玩 具 部 門 | 0301 | |
| 事 業 所 | 0302 | |

| |
|-----|
| 備 考 |
|-----|

| | | | |
|-------------|--|---------------------------|------------------|
| 企 業 名 | | 本 社 又 は 本 店 所 在 地 | (〒 -) (電話 - -) |
| 事 業 所 名 | | 事 業 所 所 在 地 | (〒 -) |
| 報 告 者 の 氏 名 | | 作 成 者 の 所 属 部 署 名 及 び 氏 名 | (電話 - -) |

(平成 年 月 日作成)

| 統計調査番号 | 調 査 票 番 号 | 年 月 分 | 事 業 所 番 号 | | | |
|--------|-----------|---------|-----------|---------|--|--|
| | | | 都道府県 | 整 理 番 号 | | |
| A 0 7 | 5 0 8 0 | 2 0 1 2 | | | | |



革靴月報

(平成 24 年 月分)

| | |
|---------------------|---------|
| 基幹統計 経済産業省生産動態統計 | |
| 提出先 | 都道府県知事 |
| 提出期日 | 翌月 10 日 |
| 提出部数 | 2 部 |

| 1. 製品 | | 単位：足 | | | | | |
|-----------|------|---------|-----------------|----------|---------------|-----------|------------|
| 品目 | 項目番号 | 生産 A | 受入 (製品) B | 出 | | 月末在庫 F | |
| | | | | 販 売 | | | そ の 他 E |
| | | | | 数 量 C | 金 額 (千円) D | | |
| 紳士用革靴 | 0101 | | | | | | |
| 婦人用・子供用革靴 | 0102 | | | | | | |
| 運動用革靴 | 0103 | | | | | | |
| 作業用革靴 | 0104 | | | | | | |

注1. 出荷及び月末在庫欄には受入分も含めてください。
 2. 販売金額とは、販売数量を契約価格又は生産者販売価格（消費税も含む）で評価した金額をいい、契約価格又は生産者販売価格とは、企業の販売価格から積込料、運賃、保険料、その他の販売諸掛を除いたものです。

| 3. 労務 | | 単位：人 |
|-------|------|--------|
| 区分 | 番号 | 月末従事者数 |
| | | A |
| 革靴部門 | 0301 | |
| 事業所 | 0302 | |

| |
|----|
| 備考 |
|----|

| | | | |
|--------|--|---------------|------------------|
| 企業名 | | 本社又は本店所在地 | (〒 -) (電話 - -) |
| 事業所名 | | 事業所所在地 | (〒 -) |
| 報告者の氏名 | | 作成者の所属部署名及び氏名 | (電話 - -) |

(平成 年 月 日作成)

| 統計調査番号 | 調査票番号 | 年 月 分 | 事業所番号 | | | |
|--------|---------|---------|-------|------|--|--|
| | | | 都道府県 | 整理番号 | | |
| A 0 7 | 5 1 0 0 | 2 0 1 2 | | | | |



製 革 月 報

(平成 24 年 月分)

| | |
|------------------------|----------|
| 基 幹 統 計 経済産業省生産動態統計 | |
| 提 出 先 | 都道府県知事 |
| 提 出 期 日 | 翌 月 10 日 |
| 提 出 部 数 | 2 部 |

注1. 出荷及び月末在庫欄には受入分も含めてください。
 注2. 販売金額とは、販売数量を契約価格又は生産者販売価格（消費税も含む）で評価した金額をいい、契約価格又は生産者販売価格とは、企業の販売価格から積込料、運賃、保険料、その他の販売諸掛を除いたものです。

| 1-1. 製 品 | | 品 目 | 番 号 | 生 産 | 受 入 (製 品) | 出 荷 | | | 月 末 在 庫 | |
|-------------------|------------|------|-----|-----|----------------|-----------------------------------|---------------------------|---------------|---------|-----------------|
| | | | | | | 販 売 (販 売 業 者 ・ 革 製 品 製 造 業 者 向) | | そ の 他 | | |
| | | | | | | 枚 数 (丸 革 換 算) | 面 積 (千 平 方 デ シ メ ー ト ル) | 金 額 (百 万 円) | | 枚 数 (丸 革 換 算) |
| | | A | B | C | D | E | F | G | | |
| クロム甲革 (工業用を除く) | 成 牛 | 0101 | | | | | | | | |
| | 小 ・ 中 牛 | 0102 | | | | | | | | |
| | 豚・馬・やぎ・めん羊 | 0103 | | | | | | | | |

↑ ↑ ↑ 販売業者向・革製品製造業者向の合計を記入してください。

1-2. 製品 - 販売内訳

販売のうち、革製品製造業者向を記入してください。

| 1-2. 製品 - 販売内訳 | | 品 目 | 番 号 | 革 製 品 製 造 業 者 向 | | |
|-------------------|------------|------|-----|-----------------|---------------------------|---------------|
| | | | | 枚 数 (丸 革 換 算) | 面 積 (千 平 方 デ シ メ ー ト ル) | 金 額 (百 万 円) |
| | | | | A | B | C |
| クロム甲革 (工業用を除く) | 成 牛 | 0121 | | | | |
| | 小 ・ 中 牛 | 0122 | | | | |
| | 豚・馬・やぎ・めん羊 | 0123 | | | | |

3. 労 務 単位：人

| 区 分 | 番 号 | 月 末 従 事 者 数 |
|---------|------|-------------|
| | | A |
| 製 革 部 門 | 0301 | |
| 事 業 所 | 0302 | |

備 考

| | | | |
|-------------|--|---------------------------|------------------|
| 企 業 名 | | 本 社 又 は 本 店 所 在 地 | (〒 -) (電話 - -) |
| 事 業 所 名 | | 事 業 所 所 在 地 | (〒 -) |
| 報 告 者 の 氏 名 | | 作 成 者 の 所 属 部 署 名 及 び 氏 名 | (電話 - -) |

(平成 年 月 日作成)

| 統計調査番号 | 調 査 票 番 号 | 年 月 分 | 事 業 所 番 号 | | | |
|--------|-----------|---------|-----------|---------|--|--|
| | | | 都道府県 | 整 理 番 号 | | |
| A 0 7 | 5 1 1 0 | 2 0 1 2 | | | | |