

## General Situation

In the findings of the 2000 Census of Manufacture completed in December 2000, the number of manufacturing establishments with 4 or more employees by commodity and their value of shipment were compiled by industry and prefecture.

### 1. Number of establishments

When observing the number of manufacturing establishments ( hereinafter referred as the “number of establishments.”) by commodity, the largest figure was seen in planograph (offset) printing, followed by lumber and wood products-related and food –related commodities such as miscellaneous fabricated plate and sheet metal products, fittings except metal fittings, boards, squares and lumbers.

Planograph (offset) printing was greater in Tokyo, Osaka and Aichi, where the total of manufacturing establishments in these 3 prefectures accounts for a little over 30%. The number of manufacturing establishment for miscellaneous fabricated plate and sheet metal products showed the largest figure in Osaka, Aichi and Kanagawa, where the total amounted to approximately 30% in the total number of manufacturing establishments (Table 1).

Table 1: Top ranking 30 commodities in terms of the number of establishments  
(Establishments of 4 or more employees, 2000)

Ranking ( ) indicates previous year	Commodity	Number of establish- ments	Major prefectures		
			1st	2nd	3rd
1 ( 1 )	Planograph (offset) printing	12,271	Tokyo	Osaka	Aichi
2 ( 2 )	Miscellaneous fabricated plate and sheet metal	6,264	Osaka	Aichi	Kanagawa
3 ( 3 )	Fittings other than metal fittings	5,179	Hokkaido	Aichi	Fukuoka
4 ( 4 )	Boards less than 7.5cm deep at minimum cross section with more than 4 times width larger than depth	5,011	Hokkaido	Shizuoka	Fukushima
5 ( 5 )	Squares 7.5 cm or more depth and width	4,936	Mie	Shizuoka	Hokkaido
6 ( 6 )	Lumber less than 7.5cm deep of minimum cross section with less than 4 times width larger than depth	4,862	Hokkaido	Shizuoka	Mie
7 ( 7 )	Miscellaneous processed foods	4,291	Hokkaido	Tokyo	Aichi
8 ( 8 )	Steel works	4,025	Osaka	Aichi	Saitama
9 ( 9 )	Fresh concrete	3,998	Hokkaido	Hyogo	Aichi
10 ( 10 )	Relief (anastatic) printing	3,746	Tokyo	Osaka	Hokkaido
11 ( 11 )	Japanese-style pastries and cakes	3,485	Aichi	Hokkaido	Niigata
12 ( 14 )	Miscellaneous pre-fabricated architectural metal	3,192	Osaka	Hokkaido	Kanagawa
13 ( 12 )	Miscellaneous seafood products	3,149	Hokkaido	Shizuoka	Miyagi
14 ( 13 )	Corrugated boxes	3,133	Osaka	Aichi	Tokyo
15 ( 15 )	Stamped and pressed machinery parts without machine finishing	3,124	Tokyo	Aichi	Osaka
16 ( 18 )	Soybean curd, frozen and dried soybean curd, fried bean curd	2,955	Aichi	Hokkaido	Kanagawa
17 ( 16 )	Japanese noodles	2,933	Nagasaki	Kagawa	Aichi
18 ( 17 )	Dried seafood products, salted and dried seafood products, boiled and dried seafood products, salted seafood products	2,877	Hokkaido	Shizuoka	Hyogo
19 ( 22 )	Molds for pressing	2,872	Aichi	Osaka	Tokyo
20 ( 20 )	Molds for plastics	2,828	Aichi	Osaka	Tokyo
21 ( 23 )	Parts, fittings and accessories of metal working machines	2,797	Aichi	Osaka	Shizuoka
22 ( 21 )	Wooden cabinets and shelves	2,660	Shizuoka	Fukuoka	Aichi
23 ( 25 )	Miscellaneous motor vehicle parts, including motorcycle parts	2,555	Aichi	Shizuoka	Saitama
24 ( 19 )	Photo engraving, including photo type-setting	2,522	Tokyo	Osaka	Aichi
25 ( 24 )	Miscellaneous pre-fabricated architectural metal products	2,485	Osaka	Tokyo	Saitama
26 ( 28 )	Parts, attachments and accessories for general industrial machinery and equipment	2,402	Osaka	Aichi	Tokyo
27 ( 26 )	Miscellaneous wooden furniture other than Japanese lacquered furniture	2,386	Shizuoka	Aichi	Osaka
28 ( 27 )	Western-style pastries and cakes	2,314	Aichi	Hokkaido	Tokyo
29 ( 30 )	Signboards, signs and display equipment, non-electrical and mechanical	2,271	Tokyo	Osaka	Aichi
30 ( 29 )	Plastic products for electrical machinery and apparatus	2,262	Osaka	Aichi	Tokyo

## 2. Value of shipment by commodity

By commodity, the value of shipment of automobile-related commodities including ordinary passenger cars and light small passenger cars were highest, followed by information technology and communications-related commodities such as cellular telephone and PHS telephone sets, computer-related commodities associated with the development of information technology, communications-related commodities such as personal computers, miscellaneous electronic parts and cellular telephone sets and PHS telephone sets (Table 2).

Furthermore, rankings for cellular phones and PHSs, and liquid crystal elements rose from 22<sup>nd</sup> in the previous year to 18<sup>th</sup> and from 25<sup>th</sup> to 19<sup>th</sup> respectively.

Table 2: Top ranking 30 commodities in terms of value of shipment  
(Establishments with 4 or more employee, 2000)

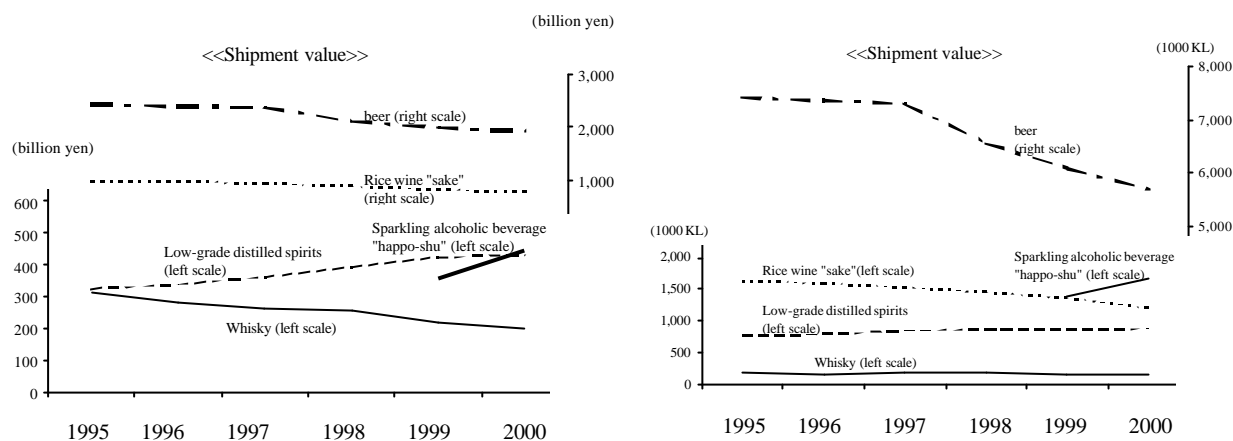
Ranking ( ) indicates previous year	Commodity	Value of shipment (million yen )	Major prefectures		
			1st	2nd	3rd
1 ( 2 )	Ordinary passenger cars, 2000cc capacity, including chassis	6,412,290	Aichi	Kanagawa	Fukuoka
2 ( 1 )	Light and small passenger cars, less than 2000cc capacity, including chassis	6,063,978	Aichi	Mie	Shizuoka
3 ( 4 )	Miscellaneous motor vehicle parts, including motorcycle parts	5,429,648	Aichi	Shizuoka	Kanagawa
4 ( 3 )	Medical preparations, including preparations other than medicine	5,398,781	Osaka	Saitama	Shizuoka
5 ( 5 )	Planograph (offset) printing	4,634,789	Tokyo	Osaka	Saitama
6 ( 6 )	Metal oxide semiconductor IC	4,553,092	Oita	Kanagawa	Tokyo
7 ( 8 )	Gasoline	3,956,378	Kanagawa	Chiba	Osaka
8 ( 7 )	Drive trains, transmissions and operating units	3,851,523	Aichi	Shizuoka	Tochigi
9 ( 10 )	Personal computers	2,978,527	Tokyo	Kanagawa	Shimane
10 ( 9 )	Miscellaneous electronic parts	2,892,113	Aichi	Shiga	Saitama
11 ( 11 )	Cigarettes, cigars and pipe tobacco	2,732,519	Shizuoka	Kyoto	Tochigi
12 ( 12 )	Parts, attachments and accessories for motor vehicle engines	2,580,107	Aichi	Shizuoka	Saitama
13 ( 13 )	Trucks, including tractors	2,333,602	Aichi	Kanagawa	Gunma
14 ( 14 )	Parts for chassis and bodies	2,324,871	Aichi	Kanagawa	Gunma
15 ( 15 )	Malt liquors	1,911,022	Fukushima	Hyogo	Aichi
16 ( 16 )	Fresh concrete	1,821,533	Kanagawa	Tokyo	Hokkaido
17 ( 17 )	Gasoline engines for motor vehicles	1,665,089	Aichi	Kyoto	Kanagawa
18 ( 22 )	Cellular and PHS telephones	1,654,492	Shizuoka	Saitama	Hyogo
19 ( 25 )	Liquid crystal elements	1,632,267	Mie	Nara	Chiba
20 ( 18 )	Iron and steel cut products, including iron and steel cast products	1,419,316	Aichi	Osaka	Chiba
21 ( 21 )	KD sets (passenger cars, buses and trucks)	1,364,143	Aichi	Shizuoka	Mie
22 ( 20 )	Corrugated boxes	1,320,139	Aichi	Saitama	Osaka
23 ( 19 )	Miscellaneous processed foods	1,319,785	Ibaragi	Osaka	Aichi
24 ( 23 )	Parts, attachments and accessories for office machines	1,253,695	Ibaragi	Kanagawa	Mie
25 ( 30 )	Plastic products for automobiles	1,206,713	Aichi	Mie	Shizuoka
26 ( 49 )	Fixed capacitors	1,122,896	Akita	Fukui	Shimane
27 ( 26 )	Parts for suspensions and brake systems	1,117,305	Aichi	Saitama	Nagano
28 ( 24 )	Parts, attachments and accessories of data processing machines, digital and analog computers and auxiliary equipment	1,080,173	Aichi	Kanagawa	Nagano
29 ( 27 )	Meat and frozen meat, other than broilers	1,064,506	Kagoshima	Hokkaido	Miyazaki
30 ( 38 )	Miscellaneous chemicals and allied products	1,055,764	Kanagawa	Ibaragi	Hyogo

### 3. Value of shipment by commodity and major industrial classification group

When viewing commodities of large value of shipment by industry:

- (i) In the beverage, tobacco and feed industry, and sparkling alcoholic beverage “happo-shu” continued to increase sharply to become 3<sup>rd</sup> ranking next to malt liquors and rice wine “sake”.

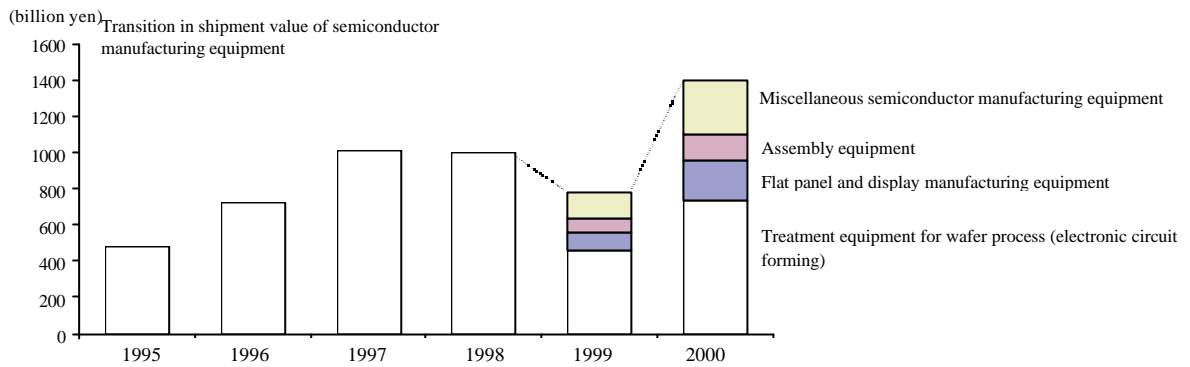
Transition in value of shipment and volume



(Note) Surveying of sparkling alcoholic beverage "happo-shu" began in 1999

- (ii) In the apparel and other finished products made from fabrics and similar materials industry, each commodity decreased drastically due to an expansion in imported products.
- (iii) In the pulp, paper and paper products industry, printed printing paper increased due to a favorable trend in products for commercial printing.
- (iv) In the chemical and applied products industry, miscellaneous plastics (resins) increased due to favorable conditions in products for automobiles and IT equipment.
- (v) In the petroleum and coal products industry, value of shipment increased across the board due to an increase in the import price of crude petroleum in line with an increase in prices for petroleum products.
- (vi) In the plastic products industry, plastic products for automobiles and miscellaneous industrial plastic products increased.
- (vii) In the ceramic, stone and clay products industry, despite a decline in construction demand, fine ceramic IC boards and ceramic IC package for communications electronic parts showed a sharp increase.
- (viii) In the iron and steel industry, galvanized steel sheets for automobiles and electric machinery increase steadily. Steel strips mainly for Korea and South-East Asia increased steadily. Cold drawn common steel pipes for electric machinery or exportation showed a sharp increase.
- (ix) In the non-ferrous metals and products industry, telecommunications cable increased due to an increase in demand in line with improvements to the optical fiber network.
- (x) In the general machinery industry, despite a sharp drop in semiconductor manufacturing equipment due to the depressed semiconductor market in 1999, demand for semiconductor manufacturing equipment increased due to IT investment in 2000, particularly in treatment equipment for wafer processing (electronic circuit forming).

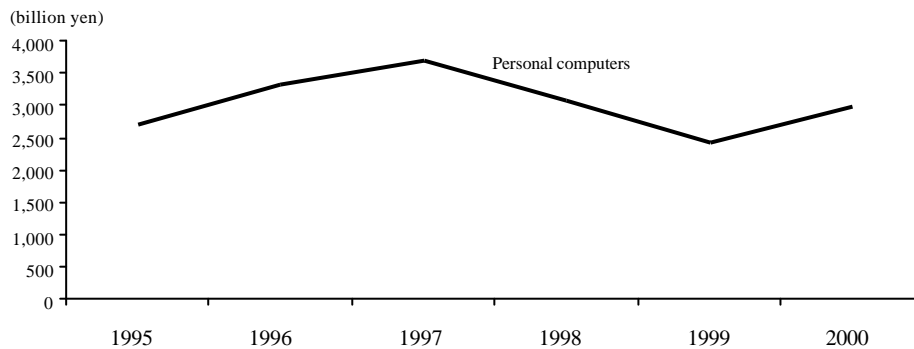
### Transition in value of shipment of semiconductor manufacturing equipment



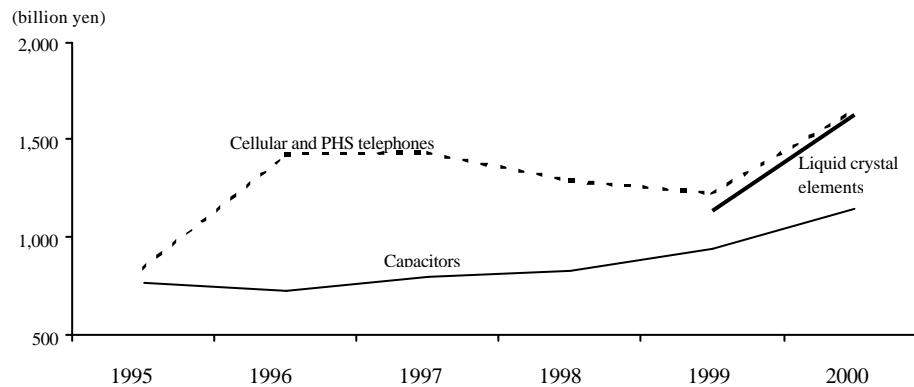
(Note) Subdivision began in 1999.

- (xi) In the electrical machinery, equipment and supplies industry, electronic parts such as liquid crystal components and capacitors for communication electronic equipment, personal computers and cellular telephones and PHS telephones increased sharply.

### Transition in value of shipment of personal computers



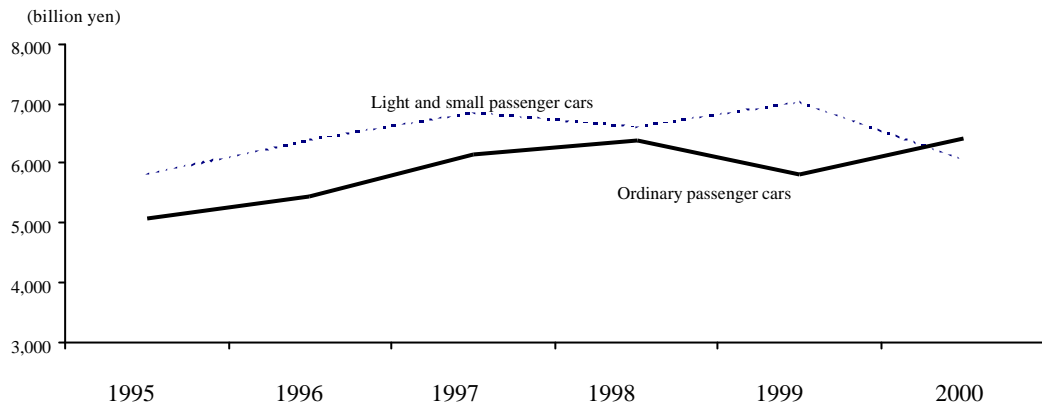
### Transition in value of shipment of cellular telephones, PHS telephones, capacitors and liquid elements



(Note) Survey on crystal liquid elements began in 1999.

(xii) In the transportation equipment industry, exports of ordinary passenger cars mainly to North America increased. In addition, those for domestic use increased steadily.

Transition in value of shipment of passenger cars



(xiii) In the miscellaneous manufacturing products industry, household TV games increased (Table 3).

Table 3: Top ranking commodities in terms of value of shipment by the major industrial classification group  
(Establishments with 4 or more employees, 2000)

Industry	Commodity number	Commodity	Number of establishments	Value of shipment	
				(million yen)	Year by year composition (%)
<b>Food</b>					
	129919	Miscellaneous processed foods	4,291	1,319,785	- 2.2
	121111	Meat and frozen meat, other than broilers	850	1,064,506	- 1.0
	122919	Miscellaneous seafood products	3,149	1,047,310	- 1.6
	129913	Sushi and box lunches	1,401	839,745	2.0
	129711	Pre-cooked frozen foods	1,062	814,364	3.0
	124919	Miscellaneous seasonings	821	797,344	6.2
	121113	Meat products	650	752,297	- 5.8
	126111	Cleaned and polished rice, including crushed	419	735,943	- 8.1
	121214	Processed milk	470	723,693	- 3.2
	129811	Side-dish foods	2053	710,525	0.1
<b>Beverages, tobacco and feed</b>					
	135111	Cigarettes, cigars and pipe tobacco	25	2,732,519	16.5
	132211	Beer	105	1,911,022	- 3.4
	132311	Rice wine "sake", including unrefined "sake"	1,596	766,643	- 5.6
	136111	Balanced compound feeds	329	680,669	- 11.8
	131111	Carbonated water	193	613,297	- 9.1
	131113	Coffee drinks, including coffee with milk	127	451,441	5.3
	132416	Sparkling alcoholic beverage "happo-shu"	33	445,964	24.6
	132412	Low-grade distilled spirits	523	431,200	1.9
	131119	Miscellaneous soft drinks and carbonated water	420	420,194	- 17.0
	131112	Juice	317	337,455	15.7
<b>Textile mill products</b>					
	149511	Press felt fabrics including needle, boned fabric (dry)	160	201,991	5.2
	149612	Tufted carpets	54	100,764	- 5.4
	144311	Combed woolen fabrics	124	97,676	- 9.1
	149619	Miscellaneous textile mats and similar products	172	88,743	- 2.6
	149711	Coated, waterproof fabrics	70	81,742	- 8.9
	142111	Pure cotton yarn, including yarn waste	59	76,005	- 13.5
	149919	Miscellaneous textile mill products, n.e.c.	247	73,651	1.6
	144245	Polyester line fabric	164	60,598	- 2.9
	148511	Narrow fabrics	396	58,555	0.9
	149819	Miscellaneous textile medical and sanitary products	83	49,528	2.6
<b>Apparel and other finished products made from fabrics and similar materials</b>					
	159919	Fabricated textile products, n.e.c., including knitted	1,246	283,419	- 3.1
	151511	Business, work and sanitary clothing	610	152,239	- 4.5
	152312	Women's knitted sweaters, cardigans and vests	742	138,613	- 18.1
	151211	Women's suits and coats, including blazers, jackets, etc.	479	116,510	- 11.0
	159119	Miscellaneous bedding	590	111,438	- 12.1
	156411	Socks	361	110,903	- 8.0
	159511	Towels	357	107,623	- 13.4
	152212	Knitted sport shirts and T-shirts	470	101,911	- 16.3
	151212	Women's skirts and trousers	429	84,509	- 8.2
	159111	Futons, including wool futons	475	78,688	- 15.5
<b>Lumber and wood products</b>					
	162311	Prefabricated wooden buildings and structural members for housing	645	398,753	- 0.1
	161113	Squares 7.5cm or more in depth and width	4,936	355,374	- 3.0
	162212	Special plywood	736	327,005	- 4.5
	162111	Millwork	1,223	325,044	1.1
	161112	Lumber less than 7.5cm deep at minimum cross section and width less than 4 times larger than depth	4,862	278,229	- 7.7
	162211	Common plywood	377	239,449	- 8.9
	161111	Boards less than 7.5cm deep at minimum cross section and width more than 4 times larger than depth	5,011	192,623	- 7.8
	161711	Floor board	269	187,397	- 2.1
	169919	Miscellaneous wood, bamboo, rattan and willow products, including painted products	1234	129,235	- 7.7
	163311	Wooden boxes	1121	117,558	1.6

Table 3: Top ranking commodities in terms of value of shipment by the major industrial classification group  
(Establishments with 4 or more employees, 2000)

Industry	Commodity number	Commodity	Number of establishments	Value of shipment	
				(million yen)	Year by year composition (%)
<b>Furniture and fixtures</b>					
	173111	Fittings, other than metal fittings	5,179	449,496	- 3.0
	171119	Miscellaneous wooden furniture, other than Japanese lacquered furniture	2,386	263,638	- 3.7
	171112	Wooden cooking counters for sinks and gas ranges	670	250,770	6.5
	171111	Wooden desks, tables and chairs	1,712	238,956	- 12.8
	179111	Offices and store fixtures	1,210	209,854	- 1.1
	171114	Wooden cabinets and shelves	2,660	207,074	- 7.5
	171211	Metal desks, tables and chairs	354	205,608	6.8
	171113	Cabinets	1,103	128,851	- 15.4
	171215	Metal cabinets and shelves	304	127,246	- 0.3
	171214	Metal cooking counters for sinks and gas ranges (steel cabinets)	304	100,081	1.7
<b>Pulp, paper and paper products</b>					
	185311	Corrugated boxes	3,133	1,320,139	- 0.6
	182113	Painted printing paper	39	701,900	16.0
	182111	Rolls of newsprint	20	413,301	0.0
	182112	Non-painted printing paper	71	381,175	0.9
	185411	Printed paperboard boxes	1,246	367,037	- 0.1
	183119	Miscellaneous coated paper	145	346,761	- 6.2
	182123	Miscellaneous paper	134	293,816	- 1.7
	189919	Miscellaneous paper sanitary products	299	285,785	6.0
	183211	Corrugated board (sheet)	411	271,237	- 0.8
	182211	Exterior liner board (corrugated liner board)	37	264,601	5.8
<b>Publishing, printing and allied products</b>					
	193112	Planograph (offset) printing	12,271	4,634,789	0.0
	191111	Daily newspapers	159	1,037,818	0.9
	192111	Books	1,061	1,008,617	- 0.5
	192112	Magazines and periodical publications	1,000	831,764	- 10.9
	193114	Special printing on non-paper	1,647	718,696	10.1
	193111	Relief (anastatic) printing	3,746	489,915	- 8.5
	194111	Photoengraving, including photo type-setting	2,522	463,855	- 8.7
	191311	Daily newspapers	95	448,745	- 2.1
	193113	Intaglio (photogravure) printing	629	420,908	4.2
	192119	Miscellaneous publications	849	169,337	- 6.3
<b>Chemical and allied products</b>					
	206211	Medical preparations, including preparations other than medicine	735	5,398,781	- 0.7
	209919	Miscellaneous chemicals and allied products	757	1,055,764	7.4
	203739	Miscellaneous plastics	148	827,236	10.6
	203929	Miscellaneous industrial organic chemicals	294	759,055	4.2
	203239	Miscellaneous aliphatic intermediates	152	620,329	16.1
	205414	Solvent synthetic resin paints	335	608,134	- 0.0
	206111	Medical material preparations	231	569,251	2.2
	202939	Miscellaneous inorganic chemicals	450	473,380	- 3.8
	203811	Synthetic rubber, including synthetic latex	37	398,949	- 9.0
	209511	Photographic film, including photographic dry plate	12	379,144	0.4
<b>Petroleum and coal products</b>					
	211111	Gasoline	34	3,956,378	11.7
	211115	Light oil	36	1,011,702	18.6
	211118	Heavy fuel oil C	37	715,915	29.8
	211116	Heavy fuel oil A	39	672,150	26.5
	211114	Kerosene	37	666,406	27.4
	211112	Naphtha	31	509,878	39.5
	215111	Asphalt paving admixture and tar paving admixture, including asphalt block and tar block	891	408,981	0.3
	211113	Jet fuel oil	27	233,468	30.0
	211124	Liquefied gas	37	173,827	31.4
	211121	Lubricating oil, including grease	17	126,132	- 1.4

Table 3: Top ranking commodities in terms of value of shipment by the major industrial classification group  
(Establishments with 4 or more employees, 2000)

Industry	Commodity number	Commodity	Number of establishments	Value of shipment	
				(million yen)	Year by year composition (%)
Plastic products					
	223111	Plastic products for automobiles	2,244	1,206,713	15.1
	223113	Plastic products for electrical machinery and apparatus	2,262	1,006,258	- 1.4
	222111	Flexible plastic film for packaging, less than 0.2mm thickness	608	847,036	1.8
	223119	Miscellaneous industrial plastic products	1,972	842,002	13.3
	222511	Fabrication of plastic film, sheets, floor coverings and synthetic leathers (cutting, jointing, painting, evaporation and plating, buffing, etc.)	1,311	648,558	7.0
	229719	Plastic products, n.e.c.	1,234	556,321	7.7
	229219	Miscellaneous plastic containers	865	490,590	3.7
	229111	Daily household articles, kitchenware, tableware and bath articles	1,657	475,855	- 4.2
	229211	Hollow plastic containers	813	429,189	- 4.1
	224111	Foamed plastic products, flexible and semi-rigid	618	393,854	- 3.4
Rubber products					
	233329	Miscellaneous mechanical rubber products	842	586,128	5.9
	231113	Tires for passenger car	17	438,604	- 2.4
	233313	Rubber packing	1,246	329,754	3.8
	233311	Vibration-proof rubber	358	272,588	7.1
	231111	Tires for trucks and buses	12	195,986	- 11.7
	233211	Rubber packing	102	137,800	- 1.4
	231112	Tires for small trucks	16	126,861	- 5.8
	239919	Miscellaneous rubber gloves	422	116,462	1.1
	231115	Tires for special vehicles and aircraft	22	86,997	- 2.3
	233312	Rolled rubber	237	84,675	- 2.8
Leather tanning, leather products and fur skins					
	244112	Women's and children's leather footwear	415	151,704	- 0.6
	247111	Small leather cases	531	77,061	- 10.4
	244111	Men's leather footwear, 23cm or more in length	158	69,560	- 20.8
	241111	Adult cow instep straps	139	49,046	- 6.8
	247211	Leather handbags	264	45,204	- 10.1
	246129	Miscellaneous luggage	214	33,536	- 5.5
	242111	Mechanical leather products	48	20,859	12.3
	243111	Cut stock and findings for boots and shoes	138	19,648	- 4.1
	244114	Work shoes	25	18,553	- 5.1
	246112	Leather brief cases, school bags and knapsacks	104	18,470	- 1.6
Ceramic, stone and clay products					
	252211	Fresh concrete	3,998	1,821,533	1.0
	252111	Portland cement	42	407,689	- 3.3
	252317	Concrete products for roads	1,589	379,360	- 4.1
	258111	Crushed stones	1,121	340,117	- 4.3
	251919	Miscellaneous glass and its products	266	290,396	26.7
	252319	Miscellaneous concrete products	871	266,343	- 5.8
	254413	Fine ceramic IC boards, fine ceramic IC packages, sintered and unmachined	24	214,569	36.1
	258311	Cut stone and stoneware products	1,873	208,367	- 12.0
	252316	Concrete blocks for construction	1,095	205,102	- 0.5
	251313	Glass bulbs for electronic tubes, including tubes and bars	14	198,867	9.1
Iron and steel					
	269211	Iron and steel cut products, including iron and steel cast products	1,567	1,419,316	2.3
	265211	Galvanized steel sheets, including galvanized steel hoops	45	927,101	4.8
	261125	Steel strips	16	786,236	11.4
	261144	Steel for special purposes	44	668,397	9.7
	266111	Iron castings for machinery	861	488,363	5.0
	261123	Medium thick sheet, 3mm or more thickness	22	426,436	- 1.8
	266411	Secondary forgings	367	388,271	3.2
	261116	Shape steel, including steel sheet piles, rim and ring covers and sash bars	29	366,541	- 0.7
	261118	Small bar steel	60	358,382	8.8
	261131	Cold rolled common width steel loop in coils, less than 600mm width	17	357,320	17.0



Table 3: Top ranking commodities in terms of value of shipment by the major industrial classification group  
(Establishments with 4 or more employees, 2000)

Industry	Commodity number	Commodity	Number of establishments	Value of shipment	
				(million yen)	Year by year composition (%)
Non-ferrous metals and products					
	273311	Rolled	106	541,559	- 11.4
	274113	Copper-clad wire	257	459,182	7.2
	275311	Aluminum and aluminum alloy die castings	478	421,424	6.4
	272311	Regenerated pig aluminum and aluminum alloys	207	362,273	9.4
	273312	Extruded aluminum products	149	315,623	6.5
	274116	Telecommunications cable	69	251,609	9.1
	273111	Rolled and drawn copper products	111	250,403	7.1
	275211	Aluminum and aluminum alloy castings	572	208,843	- 0.7
	271112	Electrolytic copper and straight copper, including steel billet and cakes	10	201,323	11.5
	271929	Miscellaneous non-ferrous metals by primary smelting and refining	66	199,929	39.7
Fabricated metal products					
	284111	Steelworks	4,025	902,139	- 11.5
	284319	Miscellaneous fabricated plate and sheet metal products	6,264	898,924	1.5
	284229	Miscellaneous prefabricated architectural metal products	2,485	886,153	- 1.6
	285211	Stamped and pressed machinery parts, without machine finishing	3,124	835,363	6.6
	284119	Miscellaneous fabricated metal products for construction use	3,192	801,659	- 0.0
	284113	Bridges	302	605,381	- 2.4
	288111	Bolts and nuts	1,337	553,758	4.6
	284211	Aluminum sashes for housing	1,097	543,247	- 0.6
	281112	Food cans	39	411,205	2.3
	284226	Steel structural prefabricated housing	100	307,359	- 1.7
General machinery					
	298121	Parts, attachments and accessories for office machines	1,012	1,253,695	8.6
	296711	Treatment equipment for wafer process (electronic circuit forming)	135	730,217	57.7
	299614	Molds for plastics	2,828	638,210	- 0.7
	298912	Pinball and slot machines	114	598,672	8.9
	293111	Shovel excavators	33	548,229	- 0.2
	299611	Molds for pressing	2,872	535,675	- 2.6
	297929	Parts, attachments and accessories for general industrial machinery and equipment	2,402	534,522	11.4
	296919	Miscellaneous industrial machinery and equipment	825	528,566	12.3
	297919	Miscellaneous industrial machinery and equipment	765	499,827	1.9
	294311	Parts, fittings and accessories for metal working machines	2,797	470,356	14.8
Electrical machinery, equipment and supplies					
	308312	Metal oxide semiconductor IC	90	4,553,092	13.4
	305112	Personal computers	59	2,978,527	22.3
	308919	Miscellaneous electronic parts	1,453	2,892,113	6.9
	304213	Cellular and PHS telephones	75	1,654,492	35.1
	308913	Liquid crystal elements	70	1,632,267	43.7
	308412	Fixed capacitors	148	1,122,896	31.7
	305161	Parts, attachments and accessories for data processing machines, digital and analog computers and auxiliary equipment	873	1,080,173	- 5.4
	301621	Parts, attachments and accessories for auxiliary equipment for internal combustion engines	959	1,048,558	0.3
	305131	Printers	77	953,437	- 9.5
	308811	Rigid printed boards	330	940,509	7.2
Transportation equipment					
	311112	Ordinary passenger cars, 2000cc capacity or more, including chassis	19	6,412,290	10.1
	311111	Light and small passenger cars, less than 2000cc capacity, including chassis	26	6,063,978	- 13.7
	311329	Miscellaneous parts for motor vehicles, including parts for motorcycles	2,555	5,429,648	7.0
	311315	Drive trains, transmissions and operating units	1,259	3,851,523	6.5
	311314	Parts, attachments and accessories for motor vehicle engines	1,614	2,580,107	10.8
	311114	Trucks, including tractors	20	2,333,602	0.3
	311317	Parts for chassis and bodies	1,524	2,324,871	6.4
	311311	Gasoline engines for motor vehicles	24	1,665,089	- 0.7
	311331	KD sets (passenger cars, buses and trucks)	24	1,364,143	9.6
	311316	Parts of suspension and brake systems	716	1,117,305	3.6

Table 3: Top ranking commodities in terms of value of shipment by the major industrial classification group  
(Establishments with 4 or more employees, 2000)

Industry	Commodity number	Commodity	Number of establishments	Value of shipment	
				(million yen)	Year by year composition (%)
Precision instruments and machinery					
	323111	Medical instruments, apparatus and equipment	432	585,382	6.7
	321919	Miscellaneous measuring instruments	304	317,697	1.9
	325413	Optical lenses	187	218,347	70.4
	325213	Photographic machines and related instruments	80	189,364	11.4
	327111	Watches, including movements	15	184,275	- 6.4
	325214	Parts, attachments and camera accessories	479	155,524	- 3.0
	325211	35mm cameras	19	141,551	- 11.8
	321311	Balances and scales	120	130,195	0.3
	321211	Integrate voltmeters	78	121,191	- 17.3
	321719	Miscellaneous analytical instruments	76	112,525	1.9
Miscellaneous manufactured products					
	343112	Household TV games	9	358,385	19.9
	349913	Safety protectors and life saving apparatus	166	295,590	21.2
	349915	Room units	70	282,988	6.7
	349914	Unit housing	25	267,110	- 4.7
	349211	Signboards, signs and display equipment, non-electrical and mechanical	2,271	241,739	0.1
	349615	Cassettes for games	4	212,542	- 4.9
	343419	Miscellaneous sporting and athletic goods	353	193,805	20.8
	341111	Precious metal products, including jewel, ivory and turtle products	526	170,435	- 8.0
	349212	Signboards, signs and display equipment, electrical and mechanical	1,452	168,467	3.6
	349919	Miscellaneous manufactured products, n.e.c.	547	162,871	3.4

#### 4. Top ranking commodities by prefecture

##### (1) Number of establishments by commodity

When viewing the number of establishments by prefecture, planograph (offset) printing ranked 1<sup>st</sup> in 19 prefectures, followed by lumber products which ranked 1<sup>st</sup> for boards in 7 prefectures and squares in 5 prefectures.

In addition to those prefectures, various specialties ranked 1<sup>st</sup> in each prefecture. For example, seafood products, salted and dried seafood products, boiled and dried seafood products and salted seafood products in Hokkaido, cut-stones and stoneware products in Ibaragi, frames in Fukui, precious metal products including jewel, ivory and turtle products in Yamanashi, green tea (processed) in Shizuoka, Japanese noodles such as “udon” and “somen” in Kagawa and Nagasaki, towels in Ehime, Japanese-style ceramic tableware in Gifu and Saga, and semi-processed green tea in Kagoshima. These were top ranking commodities nationwide (Table 4).

Table 4: 1<sup>st</sup> to 3<sup>rd</sup> ranking commodities with the highest number of manufacturing establishments by prefecture  
(Establishments with 4 or more employees, 2000)

(Unit: establishment, %)

	1 <sup>st</sup> ranking commodity				2 <sup>nd</sup> ranking commodity				3 <sup>rd</sup> ranking commodity			
	Commodity	Number of establishments	National composition ratio	National ranking	Commodity	Number of establishments	National composition ratio	National ranking	Commodity	Number of establishments	National composition ratio	National ranking
National total	Planograph (offset) printing	12,271	-	-	Miscellaneous fabricated plate and sheet metal products	6,264	-	-	Fittings, other than metal fittings	5,179	-	-
Hokkaido	Dried seafood products, salted and dried seafood products, boiled and dried seafood products and salted seafood products	612	21.3	1	Planograph (offset) printing	532	4.3	4	Miscellaneous seafood products	523	16.6	1
Aomori	Planograph (offset) printing	136	1.1	27	Lumber less than 7.5cm depth at minimum cross section	132	2.7	14	Boards less than 7.5cm depth at minimum cross section	129	2.6	18
Iwate	Boards less than 7.5cm depth at minimum cross section	153	3.1	10	Lumber less than 7.5cm depth at minimum cross section	152	3.1	6	Squares 7.5cm or more depth and width	150	3.0	9
Miyagi	Planograph (offset) printing	216	1.8	15	Miscellaneous seafood products	195	6.2	3	Miscellaneous frozen seafood products	127	9.6	4
Akita	Boards less than 7.5cm depth at minimum cross section	169	3.4	6	Squares 7.5cm or more depth and width	151	3.1	8	Lumber less than 7.5cm depth at minimum cross section	150	3.1	8
Yamagata	Planograph (offset) printing	146	1.2	24	Boards less than 7.5cm depth at minimum cross section	137	2.7	14	Lumber less than 7.5cm depth at minimum cross section	132	2.7	14
Fukushima	Boards less than 7.5cm depth at minimum cross section	201	4.0	3	Lumber less than 7.5cm depth at minimum cross section	200	4.1	4	Squares 7.5cm or more depth and width	196	4.0	4
Ibaragi	Cut stones and stoneware products	313	16.7	1	Planograph (offset) printing	196	1.6	17	Miscellaneous processed foods	166	3.9	8
Tochigi	Planograph (offset) printing	174	1.4	19	Fittings, other than metal fittings	174	3.4	7	Boards less than 7.5cm depth at minimum cross section	132	2.6	17
Gunma	Miscellaneous parts for motor vehicles, including parts for motorcycles	185	7.2	4	Molds for pressing	165	5.7	6	Planograph (offset) printing	147	1.2	23
Saitama	Planograph (offset) printing	503	4.1	5	Miscellaneous fabricated plate and sheet metal products	384	6.1	4	Corrugated boxes	257	8.2	4
Chiba	Planograph (offset) printing	263	2.1	12	Miscellaneous processed foods	171	4.0	7	Miscellaneous fabricated plate and sheet metal products	171	2.7	12
Tokyo	Planograph (offset) printing	2,423	19.7	1	Photoengraving, including photo type-setting	896	35.5	1	Books	833	78.5	1
Kanagawa	Miscellaneous fabricated plate and sheet metal products	524	8.4	3	Planograph (offset) printing	463	3.8	6	Stamped and pressed machinery parts, without machine finishing	249	8.0	4
Niigata	Planograph (offset) printing	267	2.2	11	Lumber less than 7.5cm depth of minimum cross section	199	4.1	5	Boards less than 7.5 cm depth of minimum cross section	199	4.0	4
Toyama	Planograph (offset) printing	148	1.2	22	Miscellaneous fabricated plate and sheet metal products	89	1.4	19	Miscellaneous seafood products	85	2.7	11
Ishikawa	Planograph (offset) printing	163	1.3	21	Narrow fabrics	125	31.6	1	Japanese-style pastries and cakes	99	2.8	11
Fukui	Frames	143	91.7	1	Narrow fabrics	115	29.0	2	Parts of glasses	101	85.6	1
Yamanashi	Precious metal products, including jewel, ivory and turtle products	160	30.4	1	Planograph (offset) printing	83	0.7	41	Plastic products for electrical machinery and apparatus	54	2.4	12
Nagano	Planograph (offset) printing	280	2.3	10	Boards less than 7.5cm depth at minimum cross section	158	3.2	9	Squares 7.5cm or more depth and width	140	2.8	12
Gifu	Japanese-style ceramic tableware	383	26.8	1	Planograph (offset) printing	206	1.7	16	Boards less than 7.5cm depth at minimum cross section	163	3.3	7
Shizuoka	Green tea (processed)	349	40.5	1	Planograph (offset) printing	333	2.7	9	Miscellaneous parts for motor vehicles, including parts for motorcycles	314	12.3	2
Aichi	Planograph (offset) printing	712	5.8	3	Miscellaneous fabricated plate and sheet metal products	689	11.0	2	Plastic products for automobiles	615	27.4	1
Mie	Squares 7.5cm or more depth and width	231	4.7	1	Lumber less than 7.5cm depth at minimum cross section	206	4.2	3	Boards less than 7.5cm depth at minimum cross section	176	3.5	5
Shizuoka	Lumber less than 7.5 cm depth at minimum cross section	84	1.7	28	Squares 7.5cm or more depth and width	81	1.6	30	Planograph (offset) printing	76	0.6	42
Kyoto	Planograph (offset) printing	238	1.9	13	Miscellaneous yarn-dyed narrow silk fabrics	144	36.6	1	Miscellaneous fabricated plate and sheet metal products	123	2.0	14
Osaka	Planograph (offset) printing	1,106	9.0	2	Miscellaneous fabricated plate and sheet metal products	712	11.4	1	Bolts and nuts	382	28.6	1
Hvogo	Planograph (offset) printing	382	3.1	8	Miscellaneous fabricated plate and sheet metal products	319	5.1	6	Seaweed products	191	16.8	1
Nara	Squares 7.5cm or more depth and width	190	3.8	6	Socks	155	42.9	1	Squares 7.5cm or more depth and width	150	3.1	8
Wakayama	Fittings, other than metal fittings	174	3.4	7	Lumber less than 7.5cm depth at minimum cross section	118	2.4	19	Vegetables pickled or in brine, including fruits pickled or in brine	114	5.4	2
Tottori	Squares 7.5cm or more depth and width	53	1.1	39	Lumber less than 7.5cm depth at minimum cross section	48	1.0	39	Boards less than 7.5cm depth at minimum cross section	47	0.9	39
Shimane	Squares 7.5cm or more depth and width	112	2.3	20	Boards less than 7.5cm depth at minimum cross section	108	2.2	22	Lumber less than 7.5cm depth at minimum cross section	101	2.1	24
Okavama	Planograph (offset) printing	166	1.4	20	Fittings, other than metal fittings	110	2.1	16	Business, work and sanitary clothing	93	15.2	1
Hiroshima	Planograph (offset) printing	235	1.9	14	Miscellaneous fabricated plate and sheet metal products	232	3.7	8	Fittings, other than metal fittings	134	2.6	14
Yamaguchi	Planograph (offset) printing	124	1.0	30	Dried seafood products, salted and dried seafood products, boiled and dried seafood products and salted seafood products	123	4.3	6	Fittings, other than metal fittings	104	2.0	17
Tokushima	Boards less than 7.5cm depth at minimum cross section	95	1.9	26	Lumber less than 7.5cm depth at minimum cross section	94	1.9	26	Squares 7.5cm or more depth and width	87	1.8	28
Kagawa	Japanese noodles	178	6.1	2	Cut stones and stoneware products	127	6.8	2	Planograph (offset) printing	119	1.0	32
Aichi	Towels	156	43.7	1	Lumber less than 7.5cm depth at minimum cross section	143	2.9	11	Boards less than 7.5cm depth at minimum cross section	134	2.7	16
Kochi	Squares 7.5cm or more depth and width	110	2.2	22	Boards less than 7.5cm depth at minimum cross section	108	2.2	22	Lumber less than 7.5cm depth at minimum cross section	107	2.2	21
Fukuoka	Planograph (offset) printing	445	3.6	7	Fittings, other than metal fittings	263	5.1	3	Miscellaneous fabricated plate and sheet metal products	219	3.5	9
Saga	Japanese-style ceramic tableware	173	12.1	3	Pottery ornaments	84	11.4	2	Planograph (offset) printing	76	0.6	42
Nagasaki	Japanese noodles	316	10.8	1	Dried seafood products, salted and dried seafood products, boiled and dried seafood products and salted seafood products	126	4.4	5	Planograph (offset) printing	106	0.9	35
Kumamoto	Boards less than 7.5cm depth at minimum cross section	159	3.2	8	Squares 7.5 cm or more depth and width	154	3.1	7	Lumber less than 7.5cm depth at minimum cross section	151	3.1	7
Oita	Boards less than 7.5cm depth at minimum cross section	148	3.0	11	Lumber less than 7.5cm depth at minimum cross section	139	2.9	11	Squares 7.5cm or more depth and width	138	2.8	13
Miyazaki	Boards less than 7.5cm depth at minimum cross section	125	2.5	19	Lumber less than 7.5cm depth at minimum cross section	115	2.4	20	Squares 7.5cm or more depth and width	108	2.2	23
Kagoshima	Semi-finished green tea	163	19.9	2	Planograph (offset) printing	144	1.2	25	Miscellaneous seafood products	130	4.1	7
Okinawa	Planograph (offset) printing	98	0.8	37	Aluminum sashes for housing	83	7.6	1	Fresh concrete	73	1.8	27

Note: Some commodity names may be abbreviated.

(2) Value of shipment by commodity

When observing commodities with the highest value of shipment by prefecture, telecommunications equipment-related products ranked 1<sup>st</sup> in 15 prefectures, metal oxide semiconductor Ics in 4 prefectures, personal computers in 2 prefectures, miscellaneous electronic parts in 2 prefectures, fixed capacitors in 2 prefectures, parts, attachments and accessories of data processing machines, digital and analog computers and auxiliary equipment in 1 prefecture, printers in 1 prefecture, liquid crystal elements in 1 prefecture, miscellaneous external memories in 1 prefecture and miscellaneous semiconductor Ics in 1 prefecture. Of 2<sup>nd</sup> or lower ranking commodities, telecommunications equipment related commodities also held top ranking in each prefecture.

Nine prefectures ranked 1<sup>st</sup> in automobile-related products, 5 prefectures for ordinary passenger cars, 3 prefectures for light and small passenger cars, and 1 prefecture for drive trains, transmissions and operating units. Of the 2<sup>nd</sup> or lower ranking commodities, similar to telecommunications equipment-related products, automobile-related products also held top ranking in each prefecture.

In addition, medical products including outside medicines, gasoline and cigarettes, cigars and pipe tobacco also ranked high in each prefecture (Table 5).

Table 5: 1<sup>st</sup> to 3<sup>rd</sup> ranking in terms of value of shipment by prefecture  
(Establishments with 4 or more employees, 2000)

(Unit: hundred million yen, %)

	1 <sup>st</sup> ranking commodity				2 <sup>nd</sup> ranking commodity				3 <sup>rd</sup> ranking commodity			
	Commodity name	Shipment value	National composition ratio	National ranking	Commodity name	Shipment value	National composition ratio	National ranking	Commodity name	Shipment value	National composition ratio	National ranking
National total	Ordinary passenger cars, 2000cc capacity or more, including chassis	64,123	-	-	Light and small passenger cars, less than 2000cc capacity, including chassis	60,640	-	-	Miscellaneous parts for motor vehicles, including parts for motorcycles	54,296	-	-
Hokkaido	Dried seafood products, salted and dried seafood products, boiled and dried seafood products and salted seafood products	2,004	37.5	1	Parts for drive trains, transmissions and operating units	1,895	4.9	6	Miscellaneous seafood products	1,683	16.1	1
Aomori	Painted printing paper	x	x	2	Work stations	x	x	1	Parts, attachments and accessories for office machines	531	4.2	8
Iwate	Metal oxide semiconductor IC	x	x	8	Cigarettes, cigars and pipe tobacco	x	x	5	Cellular and PHS telephone	1,176	7.1	5
Myagi	Gasoline	x	x	9	Frozen seafood products	916	14.2	2	Metal oxide semiconductor IC	897	2.0	16
Akita	Fixed capacitors	3,124	27.8	1	Miscellaneous electronic parts	759	2.6	17	Metal oxide semiconductor IC	x	x	21
Yamagata	Personal computers	2,583	8.7	4	Metal oxide semiconductor IC	2,059	4.5	6	Miscellaneous electronic parts	1,237	4.3	7
Fukushima	Cigarettes, cigars and pipe tobacco	x	x	4	Beer	x	x	1	Medical preparations, including preparations other than medicine	1,583	2.9	11
Ibaragi	Parts, attachments and accessories for office machines	2,155	17.2	1	Printers	1,913	20.1	2	Beer	1,826	9.6	4
Tochigi	Ordinary passenger cars, 2000cc capacity or more, including chassis	x	x	5	Cigarettes, cigars and pipe tobacco	x	x	3	Medical preparations, including preparations other than medicine	2,718	5.0	5
Gunma	Light and small passenger cars, less than 2000cc capacity, including chassis	x	x	4	Trucks, including tractors	x	x	3	Miscellaneous parts for motor vehicles, including parts for motorcycles	2,665	4.9	6
Saitama	Medical preparations, including preparations other than medicine	6,469	12.0	2	Planograph (offset) printing	4,441	9.6	3	Ordinary passenger cars, 2000cc capacity or more, including chassis	x	x	4
Chiba	Gasoline	6,475	16.4	2	Automatic telephone exchange switchboards	x	x	1	Galvanized steel sheets, including galvanized steel loops	2,378	25.6	1
Tokyo	Planograph (offset) printing	12,972	28.0	1	Personal computers	10,035	33.7	1	Books	8,669	85.9	1
Kanagawa	Ordinary passenger cars, 2000cc capacity or more, including chassis	x	x	2	Gasoline	7,508	19.0	1	Metal oxide semiconductor IC	5,543	12.2	2
Niigata	Ice cream	1,249	41.7	1	Miscellaneous electronic parts	987	3.4	11	Metal oxide semiconductor IC	978	2.1	14
Tovama	Medical preparations, including preparations other than medicine	2,373	4.4	7	Aluminum sash for housing	1,749	32.2	1	Metal oxide semiconductor IC	1,520	3.3	10
Ishikawa	Miscellaneous electronic parts	1,127	3.9	8	Liquid crystal elements	x	x	6	Office computers	x	x	1
Fukui	Fixed capacitors	1,521	13.5	2	Frames	786	97.8	1	Rolled aluminum products	x	x	3
Yamanashi	Treatment equipment for wafer process (electronic circuit forming)	1,813	24.8	1	Numerical control equipment	1,329	64.7	1	Numerical control robots	910	43.2	1
Nagano	Printers	2,452	25.7	1	Liquid crystal elements	2,105	12.9	4	Magnetic disc equipment	1,508	27.0	2
Gifu	Medical preparations, including preparations other than medicine	1,166	2.2	16	Household/TV games	x	x	2	Video cameras, including integrated VTR-EVB, other than broadcast video cameras	x	x	3
Shizuoka	Parts for drive trains, transmission and operating units	9,238	24.0	2	Light and small passenger cars, less than 2000cc capacity, including chassis	x	x	3	Miscellaneous parts for motor vehicles, including parts for motorcycles	6,067	11.2	2
Aichi	Ordinary passenger cars, 2000cc capacity or more, including chassis	34,904	54.4	1	Miscellaneous parts for motor vehicles, including parts for motorcycles	22,052	40.6	1	Light and small passenger cars, less than 2000cc capacity, including chassis	19,808	32.7	1
Mie	Light and small passenger cars, less than 2000cc capacity, including chassis	x	x	2	Liquid crystal elements	2,982	18.3	1	Silicon wafers (surface-polished)	x	x	1
Shiga	Miscellaneous electronic parts	2,368	8.2	2	Parts, attachments and accessories for data processing machines, digital and analog computers and auxiliary equipment	2,220	20.6	1	Medical preparations, including preparations other than medicine	2,059	3.8	8
Kvoto	Cigarettes, cigars and pipe tobacco	x	x	2	Gasoline engines for motor vehicles	x	x	2	Cassettes for games	x	x	1
Osaka	Medical preparations, including preparations other than medicine	8,470	15.7	1	Planograph (offset) printing	5,524	11.9	2	Gasoline	4,255	10.8	3
Hyoogo	Medical preparations, including preparations other than medicine	2,682	5.0	6	Rice wine, including unrefined sake	2,304	30.0	1	Cellular and PHS telephones	1,972	11.9	3
Nara	Liquid crystal elements	2,741	16.8	2	Miscellaneous semiconductor elements	x	x	1	Personal computers	x	x	10
Wakayama	Gasoline	x	x	6	Cigarettes, cigars and pipe tobacco	x	x	13	Air conditioners, other than window and separate types	686	22.9	1
Tottori	Cigarettes, cigars and pipe tobacco	x	x	7	Miscellaneous electronic parts	832	2.9	15	Painted printing paper	x	x	3
Shimane	Personal computers	x	x	3	Fixed capacitors	1,260	11.2	3	Cold-rolled wide steel loops in coils, 600 mm or more width	x	x	1
Okavama	Light and small passenger cars, less than 2000cc capacity, including chassis	x	x	5	Gasoline	x	x	4	Metal oxide semiconductor IC	x	x	9
Hiroshima	Ordinary passenger cars, 2000cc capacity or more, including chassis	x	x	6	Miscellaneous parts for motor vehicles, including parts for motorcycles	2,763	5.1	5	Metal oxide semiconductor IC	x	x	5
Yamaguchi	Gasoline	3,315	8.4	5	Ordinary passenger cars, 2000cc capacity or more, including chassis	x	x	7	Medical preparations, including preparations other than medicine	1,671	3.1	10
Tokushima	Medical preparations, including preparations other than medicine	2,043	3.8	9	Cigarettes, cigars and pipe tobacco	x	x	9	Painted printing paper	x	x	7
Kagawa	Steel cargo shipbuilding, power vessel 20 gross tonnage or more	1,201	16.4	2	Cigarettes, cigars and pipe tobacco	x	x	8	Gasoline	x	x	15
Aichi	Miscellaneous external memories	x	x	1	Gasoline	x	x	10	Rolls of newsprint	1,010	24.4	2
Kochi	Metal oxide semiconductor IC	x	x	19	Portland cement	x	x	5	Fresh concrete	291	1.6	22
Fukuoka	Ordinary passenger cars, 2000cc capacity or more, including chassis	x	x	3	Light and small passenger cars, less than 2000cc capacity, including chassis	x	x	6	Beer	1,665	8.7	5
Saga	Silicon wafers (surface-polished)	744	8.8	3	Miscellaneous industrial robots	x	x	2	Medical preparations, including preparations other than medicine	489	0.9	23
Nagasaki	Steel oil transportation shipbuilding, power vessel 20 gross tonnage or more	1,281	31.5	1	Water tube boilers	x	x	2	Steel cargo shipbuilding, power vessel 20 gross tonnage or more	1,033	14.1	3
Kumamoto	Metal oxide semiconductor IC	3,391	7.4	4	KD sets (motorcycles)	x	x	1	Miscellaneous semiconductor manufacturing equipment	795	26.8	1
Oita	Metal oxide semiconductor IC	6,970	15.3	1	Steel strips	x	x	2	Gasoline	x	x	12
Miyazaki	Miscellaneous semiconductor IC	x	x	4	Meat and frozen meat, other than broilers	546	5.1	3	Low-grade distilled spirits	491	11.4	4
Kagoshima	Meat and frozen meat, other than broilers	1,431	13.4	1	Miscellaneous electronic parts	1,349	4.7	6	Balanced compound feeds	1,160	17.0	1
Okinawa	Planograph (offset) printing	x	x	4	Gasoline	x	x	16	Fresh concrete	352	1.9	17

Note: Some commodity names may be abbreviated.