

## **General Situation**

This survey report provides a summary of the “2004 Census of Manufacture” carried out on December 31, 2004, and the “2004 Capture Survey of the Post-Niigata Chuetsu Earthquake Census of Manufacture” (including estimates), and the following sections detail the number of establishments with 4 or more employees that are engaged in manufacturing industry by commodity and further give the value of shipments by industry and by prefecture accordingly. (For a comparison with the previous year, the report includes captured figures. Therefore, the figures are different from those in statistical tables.)

### **1. The number of establishments**

As the following table shows, “Planograph (offset) printing” establishments occupied the largest portion of all, and the next comings were “Miscellaneous fabricated plate and sheet metal products,” “Miscellaneous processed foods,” “Fittings, except metal fittings”, “Boards less than 7.5 cm depth of minimum cross section, with more than 4 times width larger than depth,” “Fresh concrete,” “Squares 7.5 cm or more depth and width,” “Lumbers less than 7.5 cm depth of minimum cross section, with less than 4 times width larger than depth,” “Japanese-style pastries and cakes,” and “Miscellaneous seafood products”. The number of establishments was high in industries related to the “Manufacture of lumber and wood products, except for furniture” and “Manufacture of food”.

“Planograph (offset) printing” industry was predominant in Tokyo, Osaka and Aichi, and the total number of “Planograph (offset) printing” establishments of the three prefectures accounted for one-third of all such establishments. As far as “Miscellaneous fabricated plate and sheet metal products” concerned, Aichi, Osaka and Kanagawa assumed dominant positions, and the total number of “Miscellaneous fabricated plate and sheet metal products” establishments of the three prefectures commanded nearly 30% of all (Table 1).

**Table 1 Top 30 Commodities – Establishments in Manufacturing Industry**  
**(Establishments with 4 or more employees, in the year 2004)**

Rank ( ) represents previous year's rank	Commodity names	Number of establishments engaged in manufacturing		Major prefectures		
			Y/Y	First	Second	Third
1 ( 1 )	Planograph (offset) printing	10,244	-824	Tokyo	Osaka	Aichi
2 ( 2 )	Miscellaneous fabricated plate and sheet metal products	5,140	-298	Aichi	Osaka	Kanagawa
3 ( 4 )	Miscellaneous processed foods	3,765	-242	Hokkaido	Aichi	Saitama
4 ( 3 )	Fittings, except metal fittings	3,717	-607	Aichi	Hokkaido	Fukuoka
5 ( 5 )	Boards less than 7.5 cm depth of minimum cross section, with more than 4 times width larger than depth	3,550	-428	Hokkaido	Shizuoka	Mie
6 ( 8 )	Fresh concrete	3,521	-118	Hokkaido	Aichi	Hyogo
7 ( 6 )	Squares 7.5 cm or more depth and width	3,445	-435	Shizuoka	Mie	Niigata
8 ( 7 )	Lumbers less than 7.5 cm depth of minimum cross section, with less than 4 times width larger than depth	3,423	-445	Hokkaido	Shizuoka	Niigata
9 ( 9 )	Japanese-style pastries and cakes	3,134	-237	Aichi	Niigata	Hokkaido
10 ( 11 )	Miscellaneous seafood products	2,928	-166	Hokkaido	Shizuoka	Miyagi
11 ( 12 )	Miscellaneous fabricated construction-use metal products	2,848	-222	Osaka	Hokkaido	Kanagawa
12 ( 10 )	Steelworks	2,839	-324	Saitama	Hokkaido	Aichi
13 ( 14 )	Corrugated board boxes	2,666	-126	Osaka	Aichi	Saitama
14 ( 15 )	Japanese noodles	2,580	-174	Nagasaki	Kagawa	Hyogo
15 ( 16 )	Stamped and pressed machinery parts, without machine finishing	2,579	-97	Aichi	Osaka	Tokyo
16 ( 18 )	Parts, fittings and accessories of metal working machines	2,578	-44	Aichi	Osaka	Shizuoka
17 ( 13 )	Relief (anastatic) printing	2,465	-389	Tokyo	Osaka	Hokkaido
18 ( 23 )	Plastic products for automobiles	2,458	48	Aichi	Shizuoka	Saitama
19 ( 21 )	Miscellaneous parts of motor vehicles, including parts of motorcycles	2,429	-88	Aichi	Shizuoka	Gunma
20 ( 19 )	Molds for pressing	2,399	-174	Aichi	Osaka	Kanagawa
21 ( 17 )	Soy bean curd, frozen and dried soy bean curd and fried bean curd	2,375	-275	Hokkaido	Aichi	Fukuoka
22 ( 22 )	Molds for plastics	2,346	-118	Aichi	Osaka	Tokyo
23 ( 20 )	Wooden cabinets and shelves	2,239	-293	Fukuoka	Hokkaido	Saitama
24 ( 24 )	Miscellaneous prefabricated architectural metal products	2,042	-150	Osaka	Saitama	Tokyo
25 ( 26 )	Plastic products for electrical machinery and apparatus	2,034	-103	Aichi	Osaka	Saitama
26 ( 27 )	Western-style pastries and cakes	2,033	-94	Hokkaido	Aichi	Osaka
27 ( 25 )	Miscellaneous wooden furniture, except Japanese lacquered furniture	1,933	-235	Shizuoka	Aichi	Osaka
28 ( 29 )	Parts, attachments and accessories of miscellaneous general industrial machinery and equipment	1,894	-102	Osaka	Aichi	Kanagawa
29 ( 28 )	Signboards, signs and display equipment, not electrical and mechanical	1,868	-219	Tokyo	Osaka	Aichi
30 ( 30 )	Vegetables pickled or in brine, including fruits pickled or in brine	1,866	-101	Wakayama	Nagano	Niigata

Note: Wastes, scraps and byproducts originating commodities are omitted from the above table. This rule also applies to the other tables and figures.

## 2. Shipment value by commodity

According to the shipment value by commodity, automobile associated groups, “Ordinary passenger cars, 2000 ml cylinder capacity or more,” “Miscellaneous parts of motor vehicles,” “Light and small passenger cars, less than 2000 ml cylinder capacity,” and “Parts of driving, transmission and operating units” to be more specific, achieved a high ranking. Speaking of the information and communication electronics equipment industry, “Miscellaneous electronic parts,” “Metal oxide semiconductor IC,” “Cellular telephone sets and PHS telephone sets,” “Liquid crystal elements” and “Personal computers” ranked highly. The ranking for “Miscellaneous parts of motor vehicles” moved up from 4th to 2nd, and that for “Miscellaneous electronic parts” and “Liquid crystal elements” also showed a rise compared to the previous year. The ranking for “Iron and steel cut products,” “Digital cameras,” and “Galvanized steel sheets” also rose significantly (Table 2).

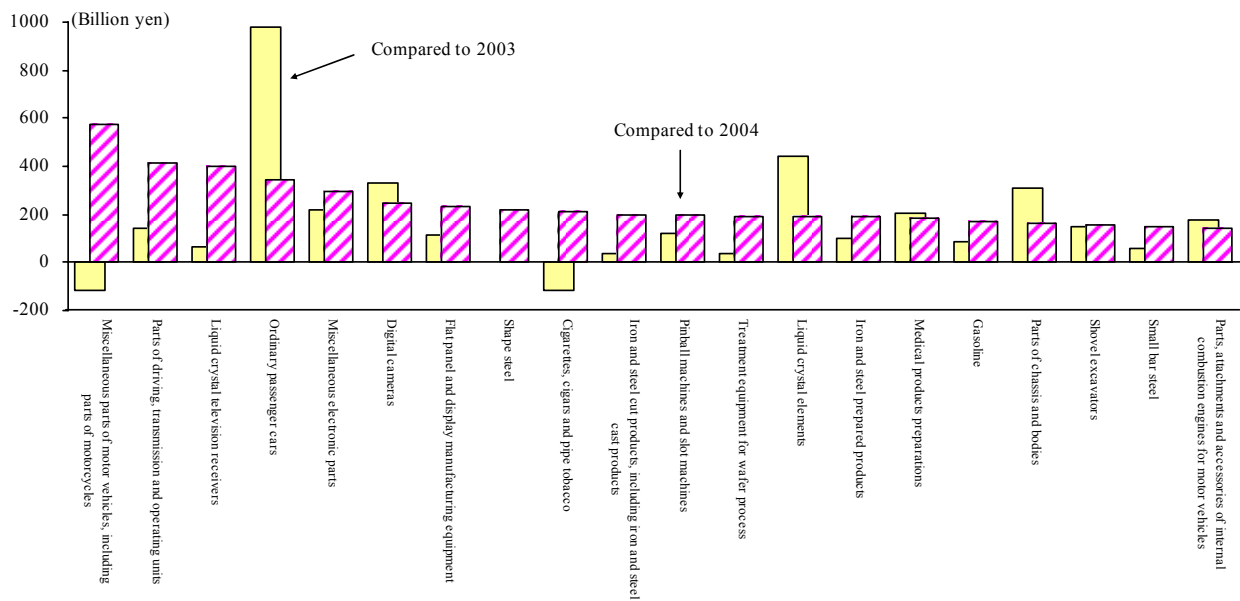
**Table 2 Top 30 Commodities – Based upon the Value of Manufactured Goods Shipments  
(Establishments with 4 or more employees, in the year 2004)**

Rank ( ) represents previous year's rank	Commodity names	Shipment values		Major prefectures		
		(million yen)	Y/Y (%)	First	Second	Third
1 ( 1 )	Ordinary passenger cars, 2000 ml cylinder capacity or more, including chassis	8,502,703	4.2	Aichi	Fukuoka	Yamaguchi
2 ( 4 )	Miscellaneous parts of motor vehicles, including parts of motorcycles	6,493,444	9.7	Aichi	Shizuoka	Mie
3 ( 3 )	Medical products preparations, including preparations outside medicines	6,225,256	3.0	Osaka	Saitama	Shizuoka
4 ( 2 )	Light and small passenger cars, less than 2000 ml cylinder capacity, including chassis	5,850,379	-0.0	Aichi	Mie	Shizuoka
5 ( 6 )	Parts of driving, transmission and operating units	4,702,676	9.7	Aichi	Shizuoka	Gunma
6 ( 7 )	Gasoline	4,393,534	4.1	Kanagawa	Chiba	Osaka
7 ( 5 )	Planograph (offset) printing	χ	-2.6	Tokyo	Osaka	Saitama
8 ( 10 )	Miscellaneous electronic parts	3,253,772	9.9	Aichi	Hyogo	Hiroshima
9 ( 8 )	Metal oxide semiconductor IC	3,227,007	-2.7	Tokyo	Oita	Mie
10 ( 9 )	Parts, attachments and accessories of internal combustion engines for motor vehicles	3,110,935	4.7	Aichi	Shizuoka	Gunma
11 ( 11 )	Parts of chassis and bodies	χ	6.0	Aichi	Kanagawa	Shizuoka
12 ( 12 )	Cigarettes, cigars and pipe tobacco	2,789,304	8.2	Tochigi	Kyoto	Shizuoka
13 ( 13 )	Trucks, including tractors	2,619,372	2.8	Kanagawa	Aichi	Gunma
14 ( 14 )	Cellular telephone sets and PHS telephone sets	2,265,501	4.3	Shizuoka	Hiroshima	Saitama
15 ( 17 )	Liquid crystal elements	1,746,739	12.3	Mie	Chiba	Nara
16 ( 16 )	KD sets (passenger cars, buses and trucks)	1,670,416	5.6	Aichi	Hiroshima	Kanagawa
17 ( 15 )	Personal computers	1,548,617	-7.1	Yamagata	Nagano	Shimane
18 ( 18 )	Beers	1,492,282	-2.9	Ibaraki	Kanagawa	Aichi
19 ( 23 )	Iron and steel cut products, including iron and steel cast products	1,472,410	15.4	Aichi	Osaka	Chiba
20 ( 20 )	Plastic products for automobiles	χ	9.4	Aichi	Shizuoka	Gunma
21 ( 19 )	Fresh concrete	χ	-5.8	Tokyo	Kanagawa	Hokkaido
22 ( 22 )	Miscellaneous processed foods	χ	4.0	Ibaraki	Osaka	Saitama
23 ( 21 )	Gasoline engines for motor vehicles	1,290,778	-1.7	Aichi	Kanagawa	Fukushima
24 ( 26 )	Parts of suspension and brake systems	1,290,701	7.7	Aichi	Saitama	Gifu
25 ( 29 )	Digital cameras	1,252,648	24.5	Aichi	Oita	Nagano
26 ( 27 )	Corrugated board boxes	1,225,941	4.9	Aichi	Saitama	Osaka
27 ( 30 )	Light oil	1,121,581	11.9	Chiba	Kanagawa	Okayama
28 ( 28 )	Chop of meat and frozen meat, except broilers	χ	7.9	Kagoshima	Hokkaido	Miyazaki
29 ( 34 )	Galvanized steel sheets, including galvanized steel loops	1,038,127	13.6	Chiba	Hiroshima	Hyogo
30 ( 31 )	Parts, attachments and accessories of auxiliary equipment for internal combustion engines	χ	3.6	Mie	Shizuoka	Aichi

When compared with the previous year's records, 57% of all the commodity items (1,025 items) increased in shipment value. This percentage marked an improvement from that recorded in the previous year (46%), and the number of items whose shipment value increased exceeded that for items whose shipment value decreased (784 items).

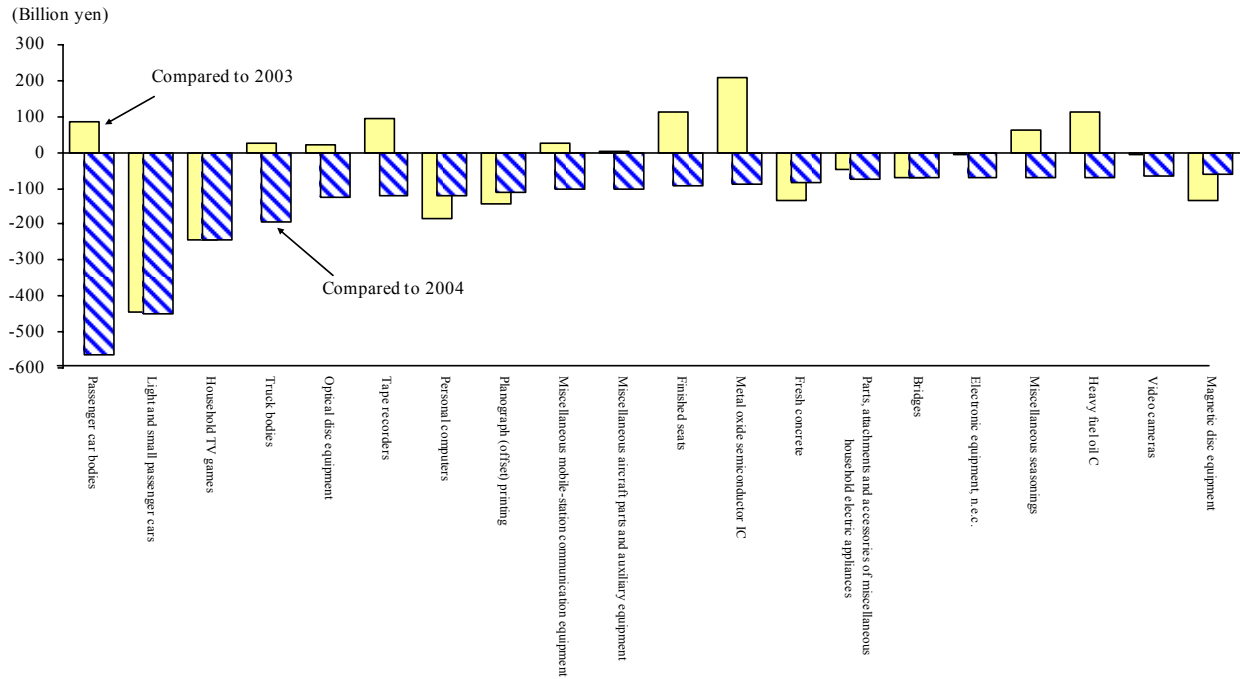
Items that showed an increase in shipment value were "Miscellaneous parts of motor vehicles," "Parts of driving, transmission and operating units," "Liquid crystal television receivers" and "Ordinary passenger cars, 2000 ml cylinder capacity or more," etc.

**The 20 Commodities that Showed the Biggest Increase in Shipment Value over the Previous Year**  
**(Establishments with 4 or more employees)**



On the other hand, among items that showed a decrease in shipment value, “Passenger car bodies” saw the sharpest decrease, followed by “Light and small passenger cars” (decreased for the second consecutive year), “Household TV games” and “Truck bodies”.

### The 20 Commodities that Showed the Biggest Decrease in Shipment Value over the Previous Year (Establishments with 4 or more employees)



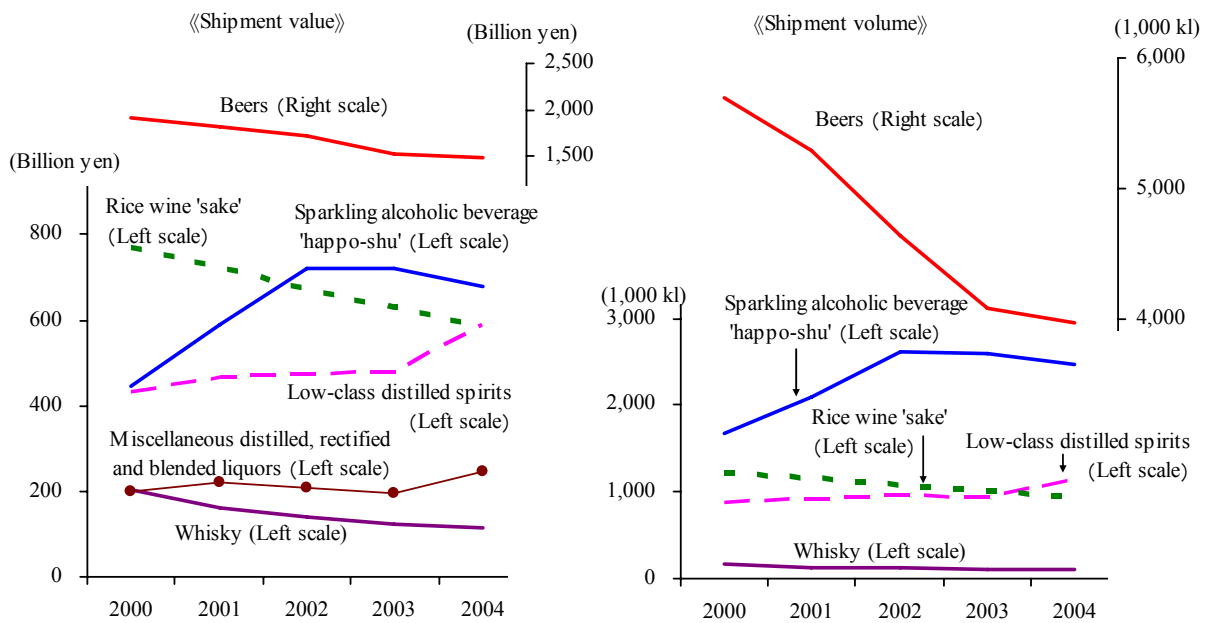
### 3. Shipment value by industry and by commodity

When closely examining the shipment value data by industry and by commodity:

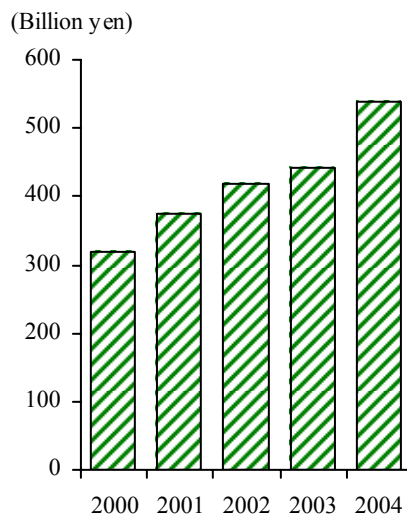
(1) In the “Beverages, tobacco and feed” industry, “Cigarettes, cigars and pipe tobacco,” whose shipment value is the largest, showed an increase, while “Beers,” whose shipment value is the second largest, continued to decrease, and “Sparkling alcoholic beverage ‘happo-shu’” showed a first decrease. Conversely, “Low-class distilled spirits” and “Miscellaneous distilled, rectified and blended liquors” including so-called “Third beer” have shown an upward trend.

“Tea drinks” continued to be on the increase thanks to a rising health-oriented tide and because of the debut of new products that are directed toward the needs of consumers.

#### Alcoholic Drinks – Shipment Value/Shipment Volume



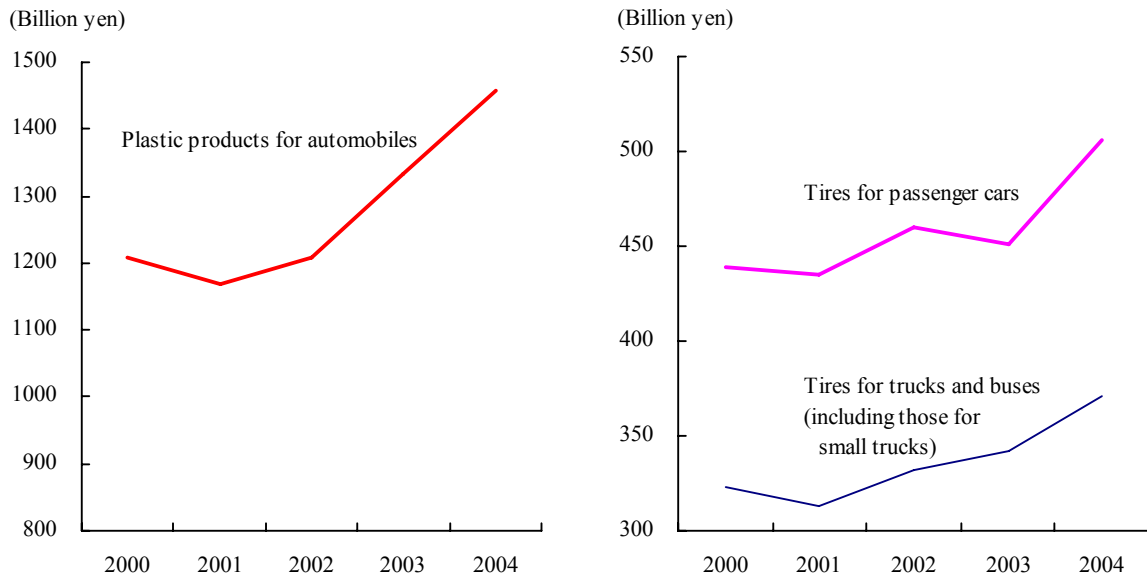
#### Tea Drinks Shipment Value



(2) As far as the “Apparel and other finished products” industry group concerned, the allied commodities fell almost across the board by a large value against the backdrop of imported products overflowing.

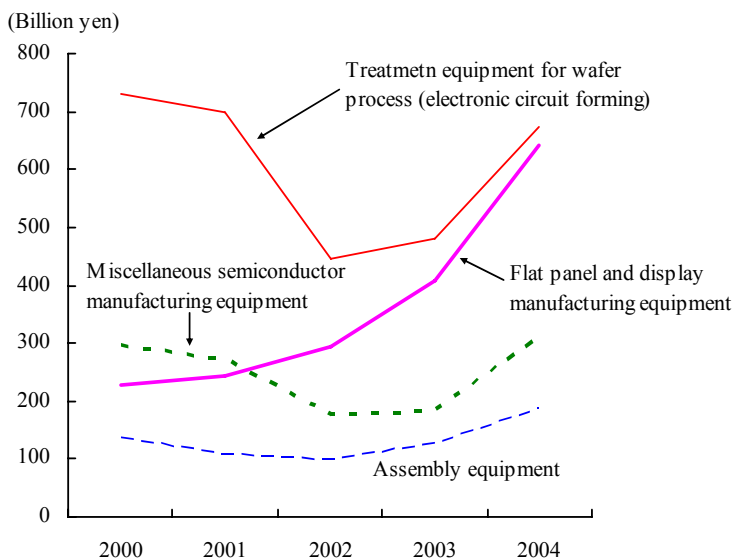
(3) In the “Plastic products” industry group, “Plastic products for automobiles” saw an increase. In the “Rubber products” industry group, “Tires for passenger cars” saw a sharp rise, and “Tires for trucks and buses” also saw an increase. The auto parts market has been on the rise.

**Shipment Value of Plastic Products for Automobiles and Tires for Passenger Cars**

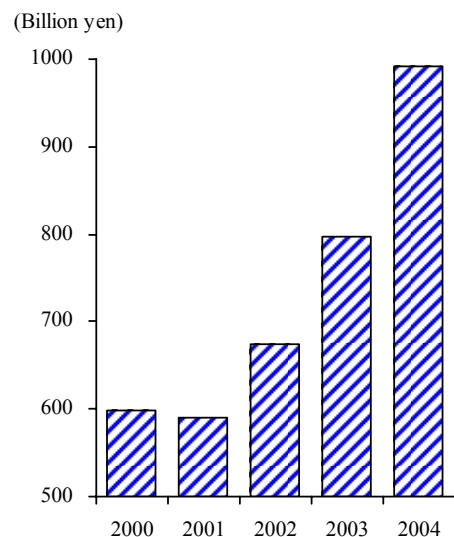


(4) In the “General machinery” industry group, there were increases for all four commodities in the semiconductor manufacturing equipment industry, such as a double-digit increase from the previous year in “Treatment equipment for wafer process” and “Flat panel display manufacturing equipment” backed by favorable conditions for cellular telephones and digital appliances. “Pinball machines and slot machines” also saw an increase due to the effects of introducing popular machines and new machines.

**Semiconductor Manufacturing Equipment Shipment Value**

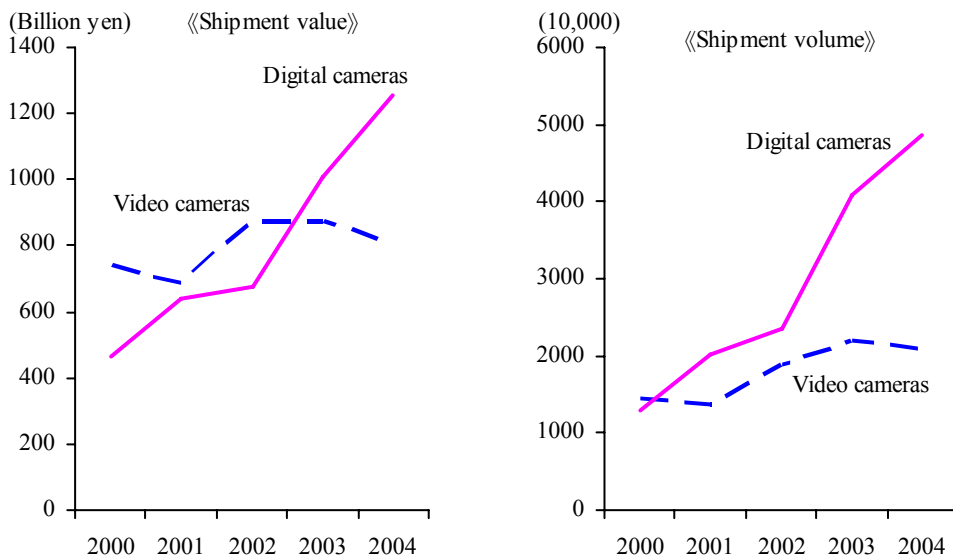


**Pinball Machine and Slot Machine Shipment Value**



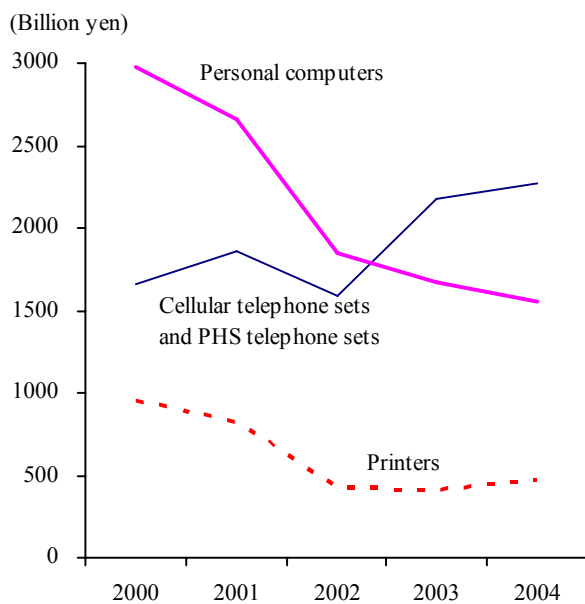
(5) In the “Electrical machinery, equipment and supplies” industry group, “Digital cameras” showed a steady increase of 24.5% compared to the previous year due to favorable sales of small and high definition products, surpassing video cameras to become the top commodity in both shipment volume and shipment value.

**Video Cameras and Digital Cameras – Shipment Value/Shipment Volume**



(6) Regarding the commodities included in the “Information and communication electronics equipment” industry group, “Personal computers” has seen a drop due to a production shift to overseas factories, while “Cellular telephone sets and PHS telephone sets” have seen an increase for the second consecutive year due to effects of introducing new models, and “Printers” turned around and began to increase.

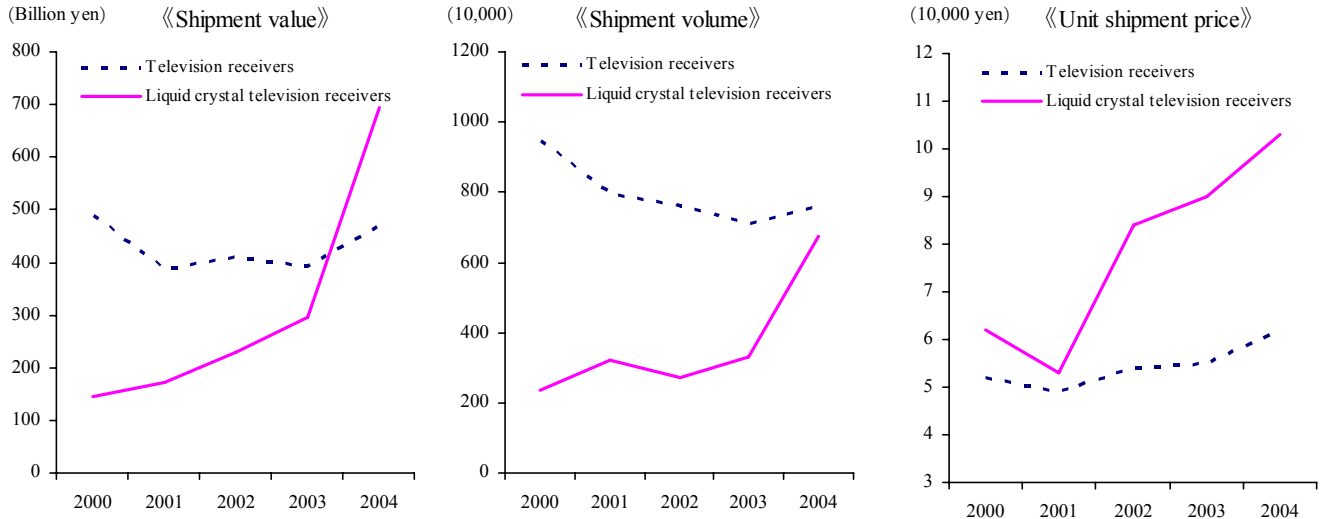
**Shipment Value of Personal Computers, Printers, Cellular Telephone Sets and PHS telephone sets**





“Liquid crystal television receivers” showed significant increases both in shipment value and shipment volume, exceeding the shipment value of “Television receivers”. Unit shipment prices<sup>(Note)</sup> have been on an upward trend due to an increasing demand for larger models.

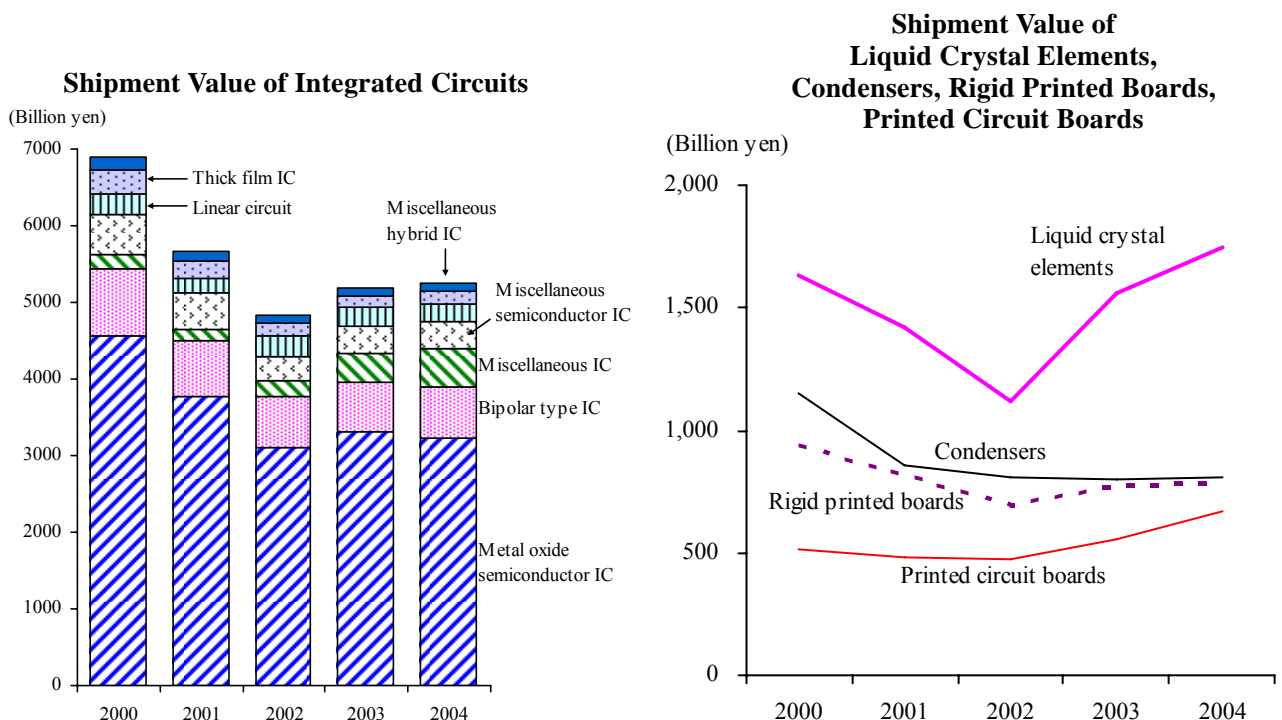
### Shipment Value, Shipment Volume, and Unit Shipment Price of Television Receivers and Liquid Crystal Television Receivers



Note: Unit shipment price = Shipment value / Shipment volume

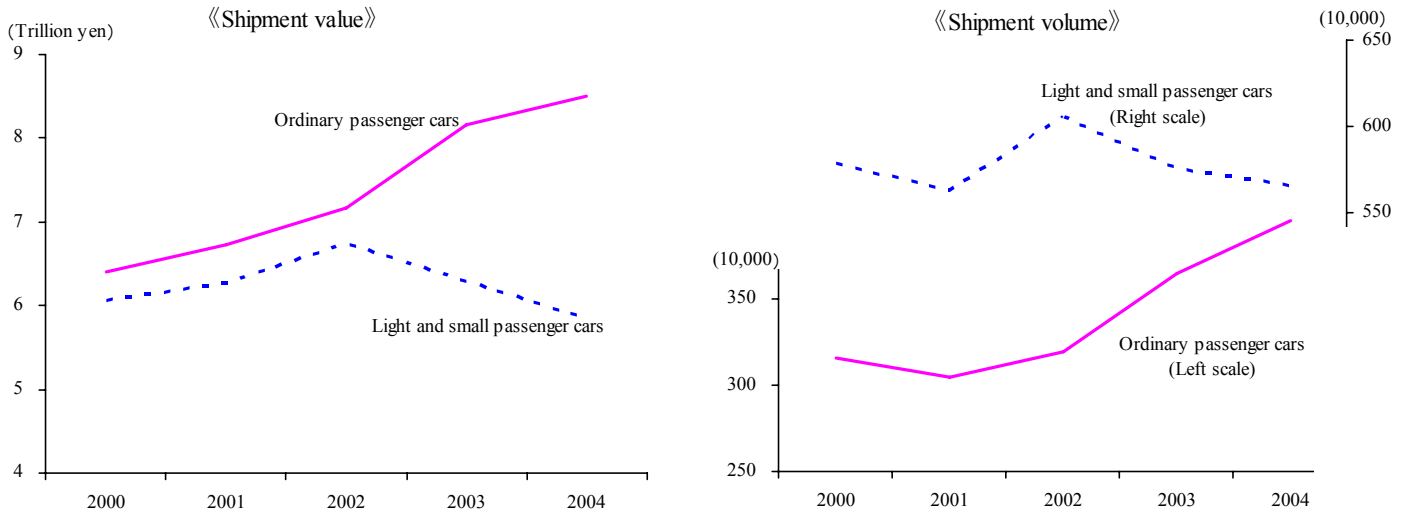
(7) In the “Electronic parts and devices” industry group, sales in “Integrated circuits” were sluggish due to unfavorable conditions in regards to its major commodity, “Metal oxide semiconductor IC”. However, “Miscellaneous IC” including CCDs for camera-equipped cellular telephone sets and digital cameras, saw an increase. Sales in “Liquid crystal elements” also increased, backed by favorable business conditions for digital appliances.

### Integrated Circuits & Electronic Parts – Shipment Value of Top-ranked Commodities



(8) In the “Transportation equipment” group, “Ordinary passenger cars” continued to increase due to an increase in domestic demand and positive export conditions. On the other hand, “Light and small passenger cars” decreased due to decreases both in domestic demand and exports.

### Shipment Value and Shipment Volume of Passenger Cars



**Table 3 Shipment Value of Top-ranked Commodities by Industry**  
(Establishments with 4 or more employees, in the year 2004)

Industrial classification	Item number	Commodity names	Numbers of establishments engaged in manufacturing industry		Shipment values	
				Y/Y	(million yen)	Y/Y (%)
Manufacture of food						
	099939	Miscellaneous processed foods	3,765	-242	χ	4.0
	091111	Chop of meat and frozen meat, except broilers	758	-17	χ	7.9
	092919	Miscellaneous seafood products	2,928	-166	χ	-3.1
	096111	Cleaned and polished rice, including crushed rice	365	-20	820,041	7.8
	099933	Sushi and box lunches	1,224	-41	817,548	3.2
	094919	Miscellaneous seasonings	814	-15	781,250	-8.2
	099511	Precooked frozen foods	949	-16	769,252	0.2
	099611	Side-dish foods	1,817	-76	χ	1.4
	097112	Buns, including yeast donuts	1420	-68	χ	0.2
	091113	Meat products	580	-24	691,533	-1.6
Manufacture of beverages, tobacco and feed						
	105111	Cigarettes, cigars and pipe tobacco	18	-4	2,789,304	8.2
	102211	Beers	91	-9	1,492,282	-2.9
	106111	Balanced compound feeds	274	-13	794,971	7.8
	102416	Sparkling alcoholic beverage "happo-shu"	45	2	679,965	-5.8
	102412	Low-class distilled spirits	544	6	587,893	22.7
	102311	Rice wine "sake", including unrefined "sake"	1,358	-85	χ	-7.6
	101114	Tea drinks	161	5	537,967	22.1
	101111	Carbonated water	135	-25	434,543	-4.6
	101119	Miscellaneous soft drinks and carbonated water	365	1	397,689	3.8
	101112	Juice	354	-19	387,204	-1.4
Manufacture of textile mill products, except apparel and other finished products made from fabrics and similar materials						
	119311	Press felt fabric including needle, boned fabric (dry)	157	5	192,901	4.1
	119419	Miscellaneous textile mats and similar products	136	-14	89,186	0.6
	119412	Tufted carpets	44	2	84,673	9.3
	119511	Coated, water-proof fabrics	65	-1	65,202	-1.7
	114311	Combed woolen fabric	83	-8	61,213	-7.8
	119919	Miscellaneous textile mill products, n.e.c.	193	-20	χ	-7.3
	112111	Pure cotton yarn, including yarm waste	50	-2	53,367	1.8
	114245	Polyester line fabric	154	0	50,911	2.4
	119312	Press felt products	84	7	46,668	3.5
	118511	Narrow fabrics	322	-21	43,759	-4.9
Manufacture of apparel and other finished products made from fabrics and similar materials						
	129919	Fabricated textile products, n.e.c., including knitted ones	1,008	-118	258,479	-0.4
	121511	Business, work and sanitary clothing	431	-57	118,446	-1.4
	122312	Women's and girl's knitted sweaters, cardigans and vests	462	-64	80,742	-14.8
	125411	Socks	250	-36	65,137	-15.8
	129611	Towel, except handkerchiefs	227	-49	60,391	-18.9
	122212	Knitted sport shirts and T-shirts	287	-34	60,099	-9.3
	129312	Synthetic canvas products	672	-85	χ	-6.0
	129119	Miscellaneous bedding except blanket	393	-45	58,472	-13.1
	129111	Futon, including wool futon	352	-29	52,988	-5.8
	123511	Foundation garments	107	-18	51,250	-9.3
Manufacture of lumber and wood products, except furniture						
	132411	Prefabricated wooden buildings and structural members for housing	581	-5	367,552	5.2
	131113	Squares 7.5 cm or more depth and width	3,445	-435	χ	-2.8
	132111	Millwork	881	-100	240,398	-7.9
	132211	Common plywood	297	-20	215,219	8.0
	131311	Floor boards	244	-7	194,299	5.5
	131112	Lumbers less than 7.5cm depth of minimum cross section, with less than 4 times width larger than depth	3,423	-445	χ	-4.2
	132212	Special plywood, except glued laminated timber	389	-34	175,589	-0.7
	132311	Glued laminated timber	366	6	149,852	14.9
	131111	Board less than 7.5cm depth of minimum cross section, with more than 4 times width larger than depth	3550	-428	χ	-4.0
	139919	Miscellaneous wood, bamboo, rattan and willow products, including painted products	944	-117	106,094	-3.8

**Table 3 Shipment Value of Top-ranked Commodities by Industry (Continued)**  
(Establishments with 4 or more employees, in the year 2004)

Industrial classification	Item number	Commodity names	Numbers of establishments engaged in manufacturing industry		Shipment values	
				Y/Y	(million yen)	Y/Y (%)
Manufacture of furniture and fixtures						
	143111	Fittings, except metal fittings	3,717	-607	345,714	-4.0
	141119	Miscellaneous wooden furniture, except Japanese lacquered furniture	1,933	-235	χ	-4.4
	141112	Wooden cooking counters for sink and gas range	627	-49	234,979	-0.3
	149111	Offices and store fixtures	940	-98	214,170	3.9
	141211	Metal desks, tables and chairs	297	-10	176,260	0.8
	141111	Wooden desks, tables and chairs	1,465	-157	173,721	-4.3
	141114	Wooden cabinets and shelves	2,239	-293	χ	-3.2
	141215	Metal cabinets and shelves	244	-20	103,947	6.9
	141214	Metal cooking counters for sink and gas range (cabinets made of steel)	231	-12	79,650	-9.2
	141219	Miscellaneous metal furniture and furnishings	261	-7	74,637	5.1
Manufacture of pulp, paper and paper products						
	155311	Corrugated board boxes	2,666	-126	1,225,941	4.9
	152113	Painted printing paper	36	-3	643,785	0.8
	152111	Rolls of newsprint	19	0	382,080	-0.2
	155411	Printed paper board boxes	1,049	-53	353,744	-2.8
	152112	Non-painted printing paper	68	-4	322,615	-3.2
	159939	Pulp, paper and paper worked products, n.e.c.	647	-45	χ	6.2
	153119	Miscellaneous coated paper	101	6	282,552	-4.2
	152211	Exterior liner board (corrugated liner board)	35	-3	277,529	7.7
	152123	Miscellaneous paper	136	0	263,966	4.5
	159919	Miscellaneous paper-made sanitary products	237	-2	258,473	5.9
Printing and allied industries						
	161112	Planograph (offset) printing	10,244	-824	χ	-2.6
	161114	Special printing on non-paper	1,416	-99	χ	3.0
	161111	Photoengraving, including phototype setting	2,465	-389	χ	-10.1
	161113	Intaglio (photogravure) printing	531	-55	361,333	-1.3
	162111	Relief (anastatic) printing	1,699	-193	347,524	-3.2
	162112	Photomask	48	7	135,268	7.3
	162114	Stereotypes	113	-3	13,736	0.0
	162115	Copper intaglio and wood engraving printing	36	4	7,582	12.8
	162113	Printing types	22	-1	4,341	5.7
Manufacture of chemical and allied products						
	176211	Medical products preparations including preparations outside medicines	687	-9	6,225,256	-0.0
	179919	Miscellaneous chemicals and allied products	681	-33	969,900	-0.3
	173949	Miscellaneous industrial organic chemicals	286	7	827,149	4.6
	173539	Miscellaneous plastic	128	-4	776,111	7.4
	173239	Miscellaneous aliphatic intermediates	139	0	705,871	5.9
	175414	Solvent syntetic resin paints	290	-6	550,682	-4.0
	172949	Miscellaneous inorganic chemicals	427	3	536,964	16.1
	176111	Medical material preparations	214	-3	520,241	-6.8
	173611	Systhetic rubber, including synthetic latex	35	0	404,675	2.6
	173429	Miscellaneous cyclic intermediates	142	-10	386,662	-1.3
Manufacture of petroleum and coal products						
	181111	Gasoline	27	-2	4,393,534	4.1
	181115	Light oil	28	-3	1,121,581	11.9
	181116	Heavy fuel oil A	34	-2	867,995	11.4
	181114	Kerosene	29	-3	769,733	6.6
	181118	Heavy fuel oil C	31	-3	744,903	-8.6
	181112	Naphtha	27	-3	515,026	0.2
	184111	Asphalt paving admixture and tar paving admixture, including asphalt block and tar block	796	-42	χ	-8.2
	181113	Jet fuel oil	22	-2	282,750	9.7
	181124	Liquefied gas	26	-2	203,781	10.0
	183111	Coke	10	-1	140,074	34.6

**Table 3 Shipment Value of Top-ranked Commodities by Industry (Continued)**  
(Establishments with 4 or more employees, in the year 2004)

Industrial classification	Item number	Commodity names	Numbers of establishments engaged in manufacturing industry		Shipment values	
				Y/Y	(million yen)	Y/Y (%)
Manufacture of plastic products, except other wise classified						
	193111	Plastic products for automobiles	2,458	48	χ	9.4
	192111	Flexible plastic film for packaging, less than 0.2mm thickness	495	-26	839,815	0.3
	192511	Fabrication of plastic film, sheets, floor coverings and synthetic leathers (cutting, jointing, painting, evaporation and plating, buffing, etc.)	1,264	-56	817,853	4.9
	193119	Miscellaneous industrial plastic products	1,862	-72	χ	6.8
	193113	Plastic products for electrical machinery and apparatus	2,034	-103	χ	-2.1
	199719	Plastic products, n.e.c.	954	-65	χ	4.6
	199219	Miscellaneous plastic containers	792	-24	474,540	0.2
	195111	Compounding plastic materials	440	-36	427,132	7.4
	194111	Foamed plastic products, flexible and semi-rigid	516	-37	379,090	3.0
	199111	Daily household articles, kitchenware, tableware and bath articles	1,307	-129	χ	-3.6
Manufacture of rubber products						
	203329	Miscellaneous mechanical rubber products	752	-26	χ	-0.1
	201113	Tires for passenger car	17	0	506,259	12.2
	203313	Rubber packing	1,135	-53	χ	1.9
	203311	Vibration-proof rubber	334	-15	257,634	2.7
	201111	Tire for trucks and buses	9	-1	248,215	9.1
	203211	Rubber hoses	88	-7	148,528	6.3
	201112	Tires for small trucks	16	0	122,949	7.1
	209919	Miscellaneous rubber gloves	336	-27	χ	1.6
	201115	Tires for special vehicles and aircraft	24	0	94,614	7.6
	203312	Rubber roll	202	-3	83,906	-0.6
Manufacture of leather tanning, leather products and fur skins						
	214112	Women's and children's leather footwear	292	-33	112,402	2.3
	211111	Adult cow instep straps	117	-12	χ	16.6
	214111	Men's leather footwear, 23cm or more length	112	-1	45,569	-5.1
	217111	Small leather cases	341	-56	40,720	-16.3
	217211	Leather handbags	182	-35	31,652	-10.5
	216129	Miscellaneous luggage	164	-27	21,794	-16.9
	212111	Mechanical leather products	37	2	19,197	-10.1
	216112	Leather brief cases, school bags and knapsacks	73	-3	19,097	6.5
	214114	Work shoes	13	1	16,295	6.8
	213111	Cut stock and findings for boots and shoes	109	-16	14,627	-10.5
Manufacture of ceramic, stone and clay products						
	222211	Fresh concrete	3,521	-118	χ	-5.8
	221919	Miscellaneous glass and its products	240	-7	339,503	17.2
	222111	Portland cement	37	-3	300,529	-4.8
	222317	Concrete products for roads	1,345	-75	276,332	-7.6
	228111	Crushed stones	956	-75	χ	-6.5
	222319	Miscellaneous concrete products	649	-69	197,637	-10.5
	222929	Miscellaneous cement products	250	2	189,684	24.6
	221119	Miscellaneous plate glass in integral production	6	1	176,621	23.6
	221712	Glass fiber (line) and its products	81	-2	155,941	1.8
	229919	Miscellaneous ceramic, stone and clay products	387	-26	χ	3.6
Manufacture of iron and steel						
	239111	Iron and steel cut products, including iron and steel cast products	1,402	-70	1,472,410	15.4
	234111	Galvanized steel sheets, including galvanized steel loops	41	-2	1,038,127	13.6
	231125	Steel strips	15	-1	1,017,898	13.3
	231144	Steel for special purposes	41	1	781,311	11.7
	231123	Medium thick sheet, 3mm or more thickness	19	-1	613,807	27.4
	239211	Iron and steel prepared products	671	-17	605,025	45.7
	231116	Shape steel, including steel sheet piles, rim and ring covers and sash bars	27	1	572,224	61.4
	231118	Small bar steel	51	0	552,638	36.9
	235111	Iron casting for machinery	690	-23	516,672	14.3
	231143	Structural steel	27	1	467,517	24.7

**Table 3 Shipment Value of Top-ranked Commodities by Industry (Continued)**  
(Establishments with 4 or more employees, in the year 2004)

Industrial classification	Item number	Commodity names	Numbers of establishments engaged in manufacturing industry		Shipment values	
				Y/Y	(million yen)	Y/Y (%)
Manufacture of non-ferrous metals and products						
	243211	Rolled aluminum products	62	-29	513,327	-8.7
	242311	Regenerated pig aluminum and aluminum alloys	184	-8	462,718	7.9
	245311	Aluminum and aluminum alloy die castings	416	-18	427,524	2.2
	244113	Copper-clad wire	199	-17	410,018	13.9
	243212	Extruded aluminum products	122	-17	326,450	11.2
	243111	Rolled and drawn copper products	103	-11	260,821	27.9
	241112	Electrolytic copper and straight copper, including steel billet and cake	9	1	234,127	49.6
	249929	Miscellaneous non-ferrous metal products	115	-2	215,064	31.0
	241929	Miscellaneous non-ferrous metals by primary smelting and refining	46	-5	201,252	4.0
	245211	Aluminum and aluminum alloy castings	466	-15	192,046	9.3
Manufacture of fabricated metal products						
	254111	Steelworks	2,839	-324	χ	7.8
	254319	Miscellaneous fabricated plate and sheet metal products	5,140	-298	χ	3.6
	255211	Stamped and pressed machinery parts, without machine finishing	2,579	-97	χ	8.6
	254229	Miscellaneous prefabricated architectural metal products	2,042	-150	716,425	0.1
	254119	Miscellaneous fabricated construction-use metal products	2,848	-222	χ	2.1
	258111	Bolts and nuts	1,126	-102	557,609	3.4
	254113	Bridges	250	-16	463,315	-13.4
	254211	Aluminum sashes for housing	821	-63	χ	-4.8
	254212	Aluminum sashes for building	416	-30	279,627	-9.9
	254226	Steel structural prefabricated housing	100	-10	278,827	-7.1
Manufacture of general machinery						
	268311	Pinball machines and slot machines	88	-1	991,694	24.5
	268121	Parts, attachments and accessories of office machines	778	-42	972,586	11.0
	263111	Shovel excavators	30	-2	766,560	26.0
	266711	Treatment equipment for wafer process (electronic circuit forming)	114	7	673,456	39.8
	266721	Flat panel and display manufacturing equipment	108	14	642,302	57.7
	269614	Molds for plastics	2,346	-118	χ	7.0
	269611	Molds for pressing	2,399	-174	576,174	6.0
	261911	Nuclear power reactors, and parts, fittings and accessories	38	-1	497,060	36.7
	267919	Miscellaneous general industrial machinery and equipment	765	-24	493,447	6.8
	264311	Parts, fittings and accessories of metal working machines	2,578	-44	χ	19.5
Manufacture of electrical machinery, equipment and supplies						
	274213	Digital cameras	24	-2	1,252,648	24.5
	271621	Parts, attachments and accessories of auxiliary equipment for internal combustion engines	779	-1	χ	3.6
	274212	Video cameras, including integrated VTR-EVR, except broadcast video cameras	51	-2	805,705	-7.7
	279919	Electrical machinery, equipment and supplies, n.e.c.	396	-40	χ	9.4
	271312	Monitor and control equipment	1,239	-115	684,052	-4.5
	272213	Air conditioners	15	-3	548,572	-6.0
	279912	Silicon wafers (surface-polished)	36	2	458,181	20.1
	271121	AC-DC miniature motors, between 3 and 70W	162	-29	454,824	4.7
	274214	Parts, attachments and accessories of video recording and duplicating equipment	334	-17	χ	-6.4
	271619	Miscellaneous auxiliary equipment for internal combustion engines	98	-11	441,485	13.0

**Table 3 Shipment Value of Top-ranked Commodities by Industry (Continued)**  
**(Establishments with 4 or more employees, in the year 2004)**

Industrial classification	Item number	Commodity names	Numbers of establishments engaged in manufacturing industry		Shipment values	
				Y/Y	(million yen)	Y/Y (%)
<b>Manufacture of information and communication electronics equipment</b>						
	281213	Cellular telephone sets and PHS telephone sets	70	-5	2,265,501	4.3
	282211	Personal computers	33	-2	1,548,617	-7.1
	281313	Liquid crystal television receivers	16	1	694,464	133.5
	281412	Car stereo sets	22	1	474,437	4.0
	281312	Television receivers, except liquid crystal receivers	14	1	469,773	20.0
	282411	Printers	79	3	467,527	12.7
	281131	Digital transmission equipment	60	-2	442,447	6.7
	281216	Radio applied equipment	87	7	392,563	1.4
	281414	Digital audio disc players	28	-4	331,725	47.4
	281212	Fixed-station communication equipment	49	-1	308,871	-11.5
<b>Manufacture of electronic parts and devices</b>						
	291919	Miscellaneous electronic parts	1,240	-54	3,253,772	9.9
	291312	Metal oxide semiconductor IC	74	-2	3,227,007	-2.7
	291913	Liquid crystal elements	57	0	1,746,739	12.3
	291412	Fixed capacitors	121	-6	800,629	1.1
	291811	Rigid printed boards	246	-11	782,876	1.2
	291821	Printed circuit boards	370	17	667,627	19.5
	291311	Bipolar type IC	43	0	663,392	3.0
	291339	Miscellaneous IC	24	1	498,452	36.6
	291216	Light emitting diode	35	3	472,025	-3.7
	291612	Connector, except ones for printed boards	248	2	416,093	5.2
<b>Manufacture of transportation equipment</b>						
	301112	Ordinary passenger cars, 2000 ml cylinder capacity or more, including chassis	17	-1	8,502,703	4.2
	301329	Miscellaneous parts of motor vehicles, including parts of motorcycles.	2,429	-88	6,493,444	9.7
	301111	Light and small passenger cars, less than 2000ml cylinder capacity, including chassis	24	0	5,850,379	-7.1
	301315	Parts of driving, transmission and operating units	1,268	-12	4,702,676	9.7
	301314	Parts, attachments and accessories of internal combustion	1,484	-49	3,110,935	4.7
	301317	Parts of chassis and bodies	1,482	-57	χ	6.0
	301114	Trucks, including tractors	18	-1	2,619,372	2.8
	301331	KD sets (passenger cars, buses and trucks)	21	-4	1,670,416	5.6
	301311	Gasoline engines for motor vehicles	22	-1	1,290,778	-1.7
	301316	Parts of suspension and brake systems	694	-17	1,290,701	7.7
<b>Manufacture of precision instruments and machinery</b>						
	313111	Medical instruments, apparatus and equipment	380	-6	653,095	12.2
	311919	Miscellaneous measuring instruments	296	-5	314,989	10.6
	315413	Optical lenses	176	-1	χ	8.0
	315213	Photographic machines and related instruments	65	6	169,372	-2.9
	311512	Precision measuring machines and instruments	217	2	χ	29.8
	315214	Parts, attachments and accessories of cameras	387	-22	150,888	25.4
	311619	Miscellaneous analytical instruments	109	16	138,066	35.2
	317111	Watches, including movements	14	1	136,493	-8.0
	315412	Exchange lenses for cameras	41	3	116,580	6.1
	311311	Balances and scales	96	-4	106,569	10.1
<b>Miscellaneous manufacturing industries</b>						
	329913	Safety protectors and life saving apparatus	158	-1	329,750	7.7
	329915	Room units	43	2	279,956	7.2
	329914	Unit housing	18	3	192,938	-11.0
	329211	Signboards, signs and display equipment, not electrical and mechanical	1,868	-219	186,340	-10.7
	323419	Miscellaneous sporting and athletic goods	288	-20	176,749	9.5
	329919	Miscellaneous manufacturing products, n.e.c.	468	-21	164,103	5.3
	329212	Signboards, signs and display equipment, electrical and mechanical	1,082	-127	159,005	-1.6
	321111	Precious metal accessories, including jewel, ivory and turtle products	349	-31	χ	-2.2
	329511	Pattern manufactured of industrial-use, including wooden patterns	895	-72	138,571	18.4
	329615	Cassettes for games	6	0	137,543	0.3

#### **4. Upper-ranked Commodities by Prefecture**

##### **(1) The number of establishments by commodity**

In regards to commodities with large presences in specific prefectures, the number of “Planograph (offset) printing” associated establishments came out on top nationwide and this sector was listed at the first rank in as many as 21 prefectures (21 prefectures in the previous year). And, the second highest was “Boards less than 7.5 cm depth of minimum cross section, with more than 4 times width larger than depth,” 7 prefectures, and the third highest was “Squares 7.5 cm or more depth and width,” 4 prefectures, respectively.

In addition to the above three commodities, several local specialties like “Cut-stones and stoneware products” of Ibaraki, “Frames” of Fukui, “Precious metal accessories, including jewel, ivory and turtle products” of Yamanashi, “Green tea (finished)” of Shizuoka, “Japanese noodles” such as “Udon” and “Somen” of Kagawa and Nagasaki, “Japanese-style ceramic tableware” of Gifu and Saga were also ranked on top, and the number of such specialty manufacturing establishments win high ranking on a nationwide scale (See Table 4).



**Table 4 Commodities by Prefecture - Establishments in Manufacturing Industry**  
**(Establishments with 4 or more employees, in the year 2004)**

(Unit:percentage of establishments engaged in manufacturing industry)

	First ranked commodities				Second ranked commodities				Third ranked commodities			
	Commodity names	No. of establishments engaged in manufacturing industry	National level proportion	National rank	Commodity names	No. of establishments engaged in manufacturing industry	National level proportion	National rank	Commodity names	No. of establishments engaged in manufacturing industry	National level proportion	National rank
National-level total amount	Planograph (offset) printing	10,244	—	—	Miscellaneous fabricated plate and sheet metal products	5,140	—	—	Miscellaneous processed foods	3,765	—	—
Hokkaido	Miscellaneous seafood products	508	17.3	1	Planograph (offset) printing	452	4.4	4	Salted and dried seafood products, salted seafood products	329	27.7	1
Aomori	Planograph (offset) printing	108	1.1	29	Boards less than 7.5 cm depth of minimum cross section, with more than 4 times width larger than depth	86	2.4	19	Fresh concrete	84	2.4	15
Iwate	Boards less than 7.5 cm depth of minimum cross section, with more than 4 times width larger than depth	113	3.2	8	Squares 7.5 cm or more depth and width	110	3.2	8	Lumbers less than 7.5 cm depth of minimum cross section, with less than 4 times width larger than depth	108	3.2	8
Miyagi	Planograph (offset) printing	180	1.8	16	Miscellaneous seafood products	173	5.9	3	Frozen seafood products (processed and packaged)	105	8.3	4
Akita	Boards less than 7.5 cm depth of minimum cross section, with more than 4 times width larger than depth	125	3.5	7	Lumbers less than 7.5 cm depth of minimum cross section, with less than 4 times width larger than depth	112	3.3	7	Squares 7.5 cm or more depth and width	98	2.8	11
Yamagata	Planograph (offset) printing	126	1.2	24	Miscellaneous processed foods	102	2.7	13	Boards less than 7.5 cm depth of minimum cross section, with more than 4 times width larger than depth	88	2.5	18
Fukushima	Planograph (offset) printing	165	1.6	18	Boards less than 7.5 cm depth of minimum cross section, with more than 4 times width larger than depth	129	3.6	6	Squares 7.5 cm or more depth and width	122	3.5	6
Ibaraki	Cut-stones and stoneware products	187	14.2	1	Planograph (offset) printing	181	1.8	15	Miscellaneous processed foods	142	3.8	9
Tochigi	Planograph (offset) printing	145	1.4	19	Fittings, except metal fittings	130	3.5	7	Boards less than 7.5 cm depth of minimum cross section, with more than 4 times width larger than depth	91	2.6	17
Gunma	Miscellaneous parts of motor vehicles	176	7.2	3	Plastic products for automobiles	143	5.8	4	Planograph (offset) printing	132	1.3	21
Saitama	Planograph (offset) printing	418	4.1	5	Miscellaneous fabricated plate and sheet metal products	345	6.7	4	Corrugated board boxes	221	8.3	3
Chiba	Planograph (offset) printing	198	1.9	14	Miscellaneous processed foods	152	4.0	6	Miscellaneous fabricated construction-use metal products	132	4.6	8
Tokyo	Planograph (offset) printing	1,938	18.9	1	Photoengraving, including phototypesetting	579	34.1	1	Relief (anastatic) printing	425	17.2	1
Kanagawa	Miscellaneous fabricated plate and sheet metal products	397	7.7	3	Planograph (offset) printing	358	3.5	7	Molds for plastics	182	7.8	5
Niigata	Planograph (offset) printing	237	2.3	10	Miscellaneous stamped and pressed metal products	149	19.4	1	Lumbers less than 7.5 cm depth of minimum cross section, with less than 4 times width larger than depth	144	4.2	3

	First ranked commodities				Second ranked commodities				Third ranked commodities			
	Commodity names	No. of establishments engaged in manufacturing industry	National level proportion	National rank	Commodity names	No. of establishments engaged in manufacturing industry	National level proportion	National rank	Commodity names	No. of establishments engaged in manufacturing industry	National level proportion	National rank
Toyama	Planograph (offset) printing	120	1.2	27	Medical products preparations, including preparations outside medicines	77	11.2	1	Miscellaneous seafood products	76	2.6	12
Ishikawa	Planograph (offset) printing	144	1.4	20	Japanese-style pastries and cakes	101	3.2	7	Narrow fabrics	93	28.9	2
Fukui	Frames	102	89.5	1	Narrow fabrics	98	30.4	1	Planograph (offset) printing	87	0.8	37
Yamanashi	Precious metal accessories, including jewel, ivory and turtle products	117	33.5	1	Planograph (offset) printing	72	0.7	40	Plastic products for electrical machinery and apparatus	55	2.7	12
Nagano	Planograph (offset) printing	227	2.2	11	Vegetables pickled or in brine, including fruits pickled or in brine	120	6.4	2	Parts, fittings and accessories of metal working machines	119	4.6	5
Gifu	Japanese-style ceramic tableware	296	26.2	1	Planograph (offset) printing	177	1.7	17	Plastic products for automobiles	126	5.1	5
Shizuoka	Green tea (finished)	332	43.2	1	Planograph (offset) printing	277	2.7	9	Plastic products for automobiles	271	11.0	2
Aichi	Plastic products for automobiles	638	26.0	1	Miscellaneous parts of motor vehicles	633	26.1	1	Planograph (offset) printing	612	6.0	3
Mie	Squares 7.5 cm or more depth and width	143	4.2	2	Lumbers less than 7.5 cm depth of minimum cross section, with less than 4 times width larger than depth	136	4.0	4	Boards less than 7.5 cm depth of minimum cross section, with more than 4 times width larger than depth	136	3.8	3
Shiga	Planograph (offset) printing	65	0.6	41	Miscellaneous fabricated plate and sheet metal products	61	1.2	23	Squares 7.5 cm or more depth and width	59	1.7	30
Kyoto	Planograph (offset) printing	224	2.2	12	Miscellaneous fabricated plate and sheet metal products	124	2.4	12	Miscellaneous yarn-dyed narrow silk fabrics	114	36.5	1
Osaka	Planograph (offset) printing	869	8.5	2	Miscellaneous fabricated plate and sheet metal products	547	10.6	2	Bolts and nuts	317	28.2	1
Hyogo	Planograph (offset) printing	323	3.2	8	Miscellaneous fabricated plate and sheet metal products	261	5.1	6	Seaweed products	170	16.5	1
Nara	Squares 7.5 cm or more depth and width	116	3.4	7	Socks	115	46.0	1	Boards less than 7.5 cm depth of minimum cross section, with more than 4 times width larger than depth	96	2.7	15
Wakayama	Fittings, except metal fittings	136	3.7	5	Vegetables pickled or in brine, including fruits pickled or in brine	133	7.1	1	Planograph (offset) printing	84	0.8	39
Tottori	Planograph (offset) printing	44	0.4	47	Squares 7.5 cm or more depth and width	43	1.2	38	Boards less than 7.5 cm depth of minimum cross section, with more than 4 times width larger than depth	41	1.2	37
Shimane	Boards less than 7.5 cm depth of minimum cross section, with more than 4 times width larger than depth	84	2.4	20	Squares 7.5 cm or more depth and width	79	2.3	23	Lumbers less than 7.5 cm depth of minimum cross section, with less than 4 times width larger than depth	74	2.2	23
Okayama	Planograph (offset) printing	131	1.3	22	Fittings, except metal fittings	86	2.3	15	Japanese-style pastries and cakes	83	2.6	13
Hiroshima	Miscellaneous fabricated plate and sheet metal products	206	4.0	8	Planograph (offset) printing	205	2.0	13	Miscellaneous fabricated construction-use metal products	107	3.8	9
Yamaguchi	Planograph (offset) printing	111	1.1	28	Dried seafood products, boiled and dried seafood products	74	6.1	4	Fittings, except metal fittings	70	1.9	18

	First ranked commodities				Second ranked commodities				Third ranked commodities			
	Commodity names	No. of establishments engaged in manufacturing industry	National level proportion	National rank	Commodity names	No. of establishments engaged in manufacturing industry	National level proportion	National rank	Commodity names	No. of establishments engaged in manufacturing industry	National level proportion	National rank
Tokushima	Boards less than 7.5 cm depth of minimum cross section, with more than 4 times width larger than depth	74	2.1	25	Lumbers less than 7.5 cm depth of minimum cross section, with less than 4 times width larger than depth	71	2.1	25	Planograph (offset) printing	65	0.6	41
Kagawa	Japanese noodles	177	6.9	2	Planograph (offset) printing	94	0.9	35	Cut-stones and stoneware products	86	6.5	2
Ehime	Squares 7.5 cm or more depth and width	104	3.0	9	Boards less than 7.5 cm depth of minimum cross section, with more than 4 times width larger than depth	101	2.8	12	Towel, except handkerchiefs	98	43.2	1
Kochi	Squares 7.5 cm or more depth and width	84	2.4	18	Boards less than 7.5 cm depth of minimum cross section, with more than 4 times width larger than depth	83	2.3	21	Lumbers less than 7.5 cm depth of minimum cross section, with less than 4 times width larger than depth	79	2.3	20
Fukuoka	Planograph (offset) printing	380	3.7	6	Fittings, except metal fittings	201	5.4	3	Miscellaneous fabricated plate and sheet metal products	185	3.6	9
Saga	Japanese-style ceramic tableware	155	13.7	2	Pottery ornaments	64	12.0	2	Planograph (offset) printing	59	0.6	46
Nagasaki	Japanese noodles	286	11.1	1	Japanese-style ceramic tableware	95	8.4	4	Fresh concrete	87	2.5	13
Kumamoto	Boards less than 7.5 cm depth of minimum cross section, with more than 4 times width larger than depth	133	3.7	4	Squares 7.5 cm or more depth and width	131	3.8	5	Lumbers less than 7.5 cm depth of minimum cross section, with less than 4 times width larger than depth	128	3.7	5
Oita	Boards less than 7.5 cm depth of minimum cross section, with more than 4 times width larger than depth	103	2.9	11	Lumbers less than 7.5 cm depth of minimum cross section, with less than 4 times width larger than depth	99	2.9	10	Squares 7.5 cm or more depth and width	96	2.8	13
Miyazaki	Boards less than 7.5 cm depth of minimum cross section, with more than 4 times width larger than depth	100	2.8	13	Planograph (offset) printing	95	0.9	32	Lumbers less than 7.5 cm depth of minimum cross section, with less than 4 times width larger than depth	94	2.7	13
Kagoshima	Semi-finished green tea	144	22.2	2	Planograph (offset) printing	128	1.2	23	Miscellaneous seafood products	117	4.0	7
Okinawa	Planograph (offset) printing	97	0.9	31	Fresh concrete	67	1.9	26	Aluminum sashes for housing	63	7.7	1

Note: The names of some commodities have been abbreviated (hereinafter written in abbreviated form).

## **(2) Shipment value by commodity**

In regards to commodities with large shipment values in specific prefectures, “Gasoline” was ranked top in 7 prefectures, “Cigarettes, cigars and pipe tobacco,” “Medical products preparations,” and “Ordinary passenger cars” in 5 prefectures, and “Personal computers” and “Metal oxide semiconductor IC” in 3 prefectures, respectively.

11 prefectures saw changes in regards to their top ranked commodities, including Aomori, Fukushima, Ibaraki, Tochigi, Gunma, Saitama, Yamanashi, Hyogo, Tottori, Nagasaki, and Miyazaki. Changes in top ranked commodities were more numerous than in the previous year, when only four prefectures saw such changes (See Table 5).

**Table 5 Shipment Value for Top 3 Commodities by Prefecture**  
(Establishments with 4 or more employees, in the year 2004)

(Unit: hundred million yen, %)

	First ranked commodities				Second ranked commodities				Third ranked commodities			
	Commodity names	Shipment value	National level proportion	National rank	Commodity names	Shipment value	National level proportion	National rank	Commodity names	Shipment value	National level proportion	National rank
National-level total amount	Ordinary passenger cars, 2000 ml cylinder capacity or more	85,027	—	—	Miscellaneous parts of motor vehicles	64,934	—	—	Medical products preparations, including preparations outside medicines	62,253	—	—
Hokkaido	Frozen seafood products (processed and packaged)	1,667	26.3	1	Miscellaneous seafood products	1,647	17.5	1	Parts of driving, transmission and operating units	1,509	3.2	6
Aomori	Painted printing paper	X	X	2	Ferro-alloys ( piecework )	X	X	2	Optical disc equipment	X	X	1
Iwate	Ordinary passenger cars, 2000 ml cylinder capacity or more	X	X	7	Cigarettes, cigars and pipe tobacco	X	X	7	Cellular telephone sets and PHS telephone sets	1,337	5.9	7
Miyagi	Gasoline	X	X	9	Digital cameras	X	X	6	Frozen seafood products (processed and packaged)	762	12.0	2
Akita	Fixed capacitors	2,181	27.2	1	Miscellaneous electronic parts	545	1.7	20	Miscellaneous IC	X	X	8
Yamagata	Personal computers	X	X	1	Metal oxide semiconductor IC	1,565	4.9	8	Miscellaneous electronic parts	1,094	3.4	10
Fukushima	Cigarettes, cigars and pipe tobacco	X	X	5	Medical products preparations, including preparations outside medicines	2,042	3.3	13	Personal computers	1,569	10.1	5
Ibaraki	Shovel excavators	X	X	1	Medical products preparations, including preparations outside medicines	2,430	3.9	11	Beers	1,779	11.9	1
Tochigi	Cigarettes, cigars and pipe tobacco	X	X	1	Medical products preparations, including preparations outside medicines	3,619	5.8	6	Liquid crystal television receivers	X	X	1
Gunma	Trucks, including tractors	X	X	3	Parts of driving, transmission and operating units	3,110	6.6	3	Light and small passenger cars, less than 2000 ml cylinder capacity	X	X	6
Saitama	Ordinary passenger cars, 2000 ml cylinder capacity or more	X	X	4	Medical products preparations, including preparations outside medicines	6,306	10.1	2	Planograph (offset) printing	4,542	10.8	3
Chiba	Gasoline	7,809	17.8	2	Light oil	2,622	23.4	1	Galvanized steel sheets, including galvanized steel loops	2,584	24.9	1
Tokyo	Planograph (offset) printing	11,203	26.5	1	Metal oxide semiconductor IC	X	X	1	Bus and truck chassis	X	X	1
Kanagawa	Gasoline	9,077	20.7	1	Trucks, including tractors	6,995	26.7	1	Light and small passenger cars, less than 2000 ml cylinder capacity	4,586	7.8	4
Niigata	Miscellaneous electronic parts	1,507	4.6	5	Baked rice confections	X	44.4	1	Miscellaneous industrial organic chemicals	1,156	14.0	1
Toyama	Medical products preparations, including preparations outside medicines	2,801	4.5	8	Metal oxide semiconductor IC	X	X	4	Aluminum sashes for housing	1,796	41.5	1
Ishikawa	Cigarettes, cigars and pipe tobacco	X	X	6	Displays	X	X	1	Miscellaneous machinery and equipment for construction and mining	797	65.3	1
Fukui	Fixed capacitors	944	11.8	2	Rolled aluminum products	X	X	3	Miscellaneous electronic parts	654	2.0	17
Yamanashi	Numerical control equipment	X	X	1	Treatment equipment for wafer process	917	13.6	2	Light emitting diode	X	X	2
Nagano	Personal computers	X	X	2	Digital cameras	2,070	16.5	3	Miscellaneous electronic parts	1,300	4.0	7
Gifu	Medical products preparations, including preparations outside medicines	1,714	2.8	14	Digital cameras	X	X	4	Parts of suspension and brake systems	1,156	9.0	3
Shizuoka	Parts of driving, transmission and operating units	11,998	25.5	2	Light and small passenger cars, less than 2000 ml cylinder capacity	X	X	3	Miscellaneous parts of motor vehicles	5,585	8.6	2
Aichi	Ordinary passenger cars, 2000 ml cylinder capacity or more	45,562	53.6	1	Miscellaneous parts of motor vehicles	31,045	47.8	1	Light and small passenger cars, less than 2000 ml cylinder capacity	19,123	32.7	1
Mie	Light and small passenger cars, less than 2000 ml cylinder capacity	X	X	2	Liquid crystal elements	5,922	33.9	1	Miscellaneous parts of motor vehicles	3,782	5.8	3
Shiga	Medical products preparations, including preparations outside medicines	3,679	5.9	5	Light and small passenger cars, less than 2000 ml cylinder capacity	X	X	7	Carbonated water	X	X	1

	First ranked commodities				Second ranked commodities				Third ranked commodities			
	Commodity names	Shipment value	National level proportion	National rank	Commodity names	Shipment value	National level proportion	National rank	Commodity names	Shipment value	National level proportion	National rank
Kyoto	Cigarettes, cigars and pipe tobacco	X	X	2	Cassettes for games	X	X	1	Planograph (offset) printing	1,046	2.5	9
Osaka	Medical products preparations, including preparations outside medicines	9,160	14.7	1	Gasoline	4,816	11.0	3	Planograph (offset) printing	4,723	11.2	2
Hyogo	Miscellaneous electronic parts	3,248	10.0	2	Medical products preparations, including preparations outside medicines	3,064	4.9	7	Car stereo sets	X	X	1
Nara	Liquid crystal elements	1,539	8.8	3	Miscellaneous semiconductor devices	X	X	1	Digital copying machines	X	X	1
Wakayama	Gasoline	X	X	7	Hot-drawn special pipes	912	31.0	1	Laundry synthetic detergents	X	X	1
Tottori	Cigarettes, cigars and pipe tobacco	X	X	9	Miscellaneous electronic parts	857	2.6	13	Liquid crystal elements	X	X	6
Shimane	Personal computers	X	X	3	Fixed capacitors	842	10.5	3	Cold finished special steel loops in coil, less than 600-mm width	X	X	1
Okayama	Light and small passenger cars, less than 2000 ml cylinder capacity	X	X	5	Gasoline	X	X	4	Metal oxide semiconductor IC	X	X	7
Hiroshima	Cellular telephone sets and PHS telephone sets	X	X	2	Miscellaneous parts of motor vehicles	2,833	4.4	6	Steel strips	X	X	1
Yamaguchi	Ordinary passenger cars, 2000 ml cylinder capacity or more	X	X	3	Gasoline	3,841	8.7	5	Medical products preparations, including preparations outside medicines	2,353	3.8	12
Tokushima	Medical products preparations, including preparations outside medicines	2,463	4.0	9	Light emitting diode	X	X	1	Lithium ion batteries	X	X	1
Kagawa	Gasoline	X	X	11	Cigarettes, cigars and pipe tobacco	X	X	10	Steel cargo shipbuilding, power vessel 20 gross tonnage or more	788	11.8	3
Ehime	Gasoline	X	X	13	Painted printing paper	1,125	17.5	1	Rolls of newsprint	1,019	26.7	2
Kochi	Metal oxide semiconductor IC	X	X	16	Liquid crystal elements	X	X	10	Miscellaneous paper	255	9.7	3
Fukuoka	Ordinary passenger cars, 2000 ml cylinder capacity or more	X	X	2	Miscellaneous parts of motor vehicles	2,652	4.1	7	Cigarettes, cigars and pipe tobacco	X	X	4
Saga	Silicon wafers (surface-polished)	986	21.5	1	Miscellaneous industrial robots	X	X	1	Medical products preparations, including preparations outside medicines	565	0.9	24
Nagasaki	Steel cargo shipbuilding, power vessel 20 gross tonnage or more	950	14.3	2	Steel oil transportation shipbuilding, power vessel 20 gross tonnage or more	X	X	4	Parts, fittings and accessories of boilers	482	42.2	1
Kumamoto	Metal oxide semiconductor IC	1,697	5.3	6	Miscellaneous semiconductor manufacturing equipment	1,257	40.6	1	KD sets (motorcycles)	X	X	1
Oita	Metal oxide semiconductor IC	3,239	10.0	2	Digital cameras	X	X	2	Steel strips	X	X	2
Miyazaki	Miscellaneous electron tubes	X	X	1	Low-class distilled spirits	639	10.9	4	Broiler products, including cut products	514	11.9	2
Kagoshima	Chop of meat and frozen meat, except broilers	1,673	15.2	1	Balanced compound feeds	1,442	18.1	1	Low-class distilled spirits	1,086	18.5	1
Okinawa	Gasoline	X	X	14	Heavy fuel oil C	X	X	8	Fresh concrete	272	2.0	15

Note: Letter “x” was put in the shipment value and national-level portion columns in cases where commodities by prefecture were not disclosed. For those commodities whose capture survey results were not disclosed in accordance with other confidential commodities, only the distribution ratios are displayed.