



Electrical Appliances and Materials Safety Act Statutory Operations Implementation Guide (Ver. 4.0)

~ For Manufacturers/Importers ~



Marking for Specified Electrical Appliances
and Materials



Marking for Non-Specified Electrical Appliances
and Materials

July 1, 2019

Product Safety Division
Ministry of Economy, Trade and Industry

Precautions for Use of this Guide

This Guide was prepared based on business specified in Article 3 of the Electrical Appliances and Materials Safety Act (hereinafter also referred to as "the Act") as that which notifying suppliers are required to conduct in primarily and explain in an easy-to understand the work that is required by the Act.

For this reason, the provisions matters in the legislations, etc. are paraphrased in an easy-to – understand way, so the content of this Guide is not always accurate. For strict interpretation is necessary, refer to the legislations, etc.

This Guide provides only some examples and does not constrain legal or technical grounds for achieving adequate levels of product safety in light of the Electrical Appliances and Materials Safety Act and related regulations.

In addition, this Guide contains excerpts from the following related regulations

	Act/regulation name	Document Number	Issuance of latest revision
1	Electrical Appliances and Materials Safety Act	Act No. 234, 1961	June 18, 2014
2	Order for Enforcement of the Electrical Appliances and Materials Safety Act	Cabinet Order No. 324, 1962	March 30, 2012
3	Regulation for Enforcement of the Electrical Appliances and Materials Safety Act	Ordinance of the Ministry of International Trade and Industry No. 84, 1962	March 29, 2016
4	Ministerial Order to Provide Technical Standards for Electrical Appliances and Materials	Ordinance of the Ministry of International Trade and Industry No. 34, 2013	July 1, 2013
5	Interpretation of the Ministerial Ordinance Specifying Technical Standards for Electrical Appliances and Materials	20130605 商局 No. 3	July 20, 2018
6	Interpretation of the Scope, etc. of Electrical Appliances and Materials	20180130 保局 No. 1	February 1, 2018
7	Review Standards for Dispositions Made by the Minister of Economy, Trade and Industry Based on the Electrical Appliances and Materials Safety Act, etc.	20131220 商 No. 27	January 1, 2015

(Precautions for English version of the guide)

These are unofficial translations. Only the original Japanese texts of the laws and regulations have legal effect, and the translations are to be used solely as reference material to aid in the understanding of Japanese laws and regulations

Contents

Foreword	5
1. Outline of the Electrical Appliances and Materials Safety Act	6
1.1. FRAMEWORK OF THE ELECTRICAL APPLIANCES AND MATERIALS SAFETY ACT	6
1.1.1 Definition of Electrical Appliances and Materials.....	6
1.1.2 Specified Electrical Appliances and Materials and Non-Specified Electrical Appliances and Materials.....	7
1.1.3 Regulations Required before Distribution.....	7
1.1.4 Regulations Required after Distribution.....	10
1.2. RESPONSE TO REGULATIONS REQUIRED AFTER PRODUCT DISTRIBUTION	12
1.2.1 Market Surveillance	12
1.2.2 Serious Product Accidents Report and Disclosure Systems	12
1.2.3 Long-Term Use Products Safety Inspection and Labeling Systems.....	13
1.2.4 Response to Violations of the Act	13
1.3. PROCEDURE FLOWS OF THE ELECTRICAL APPLIANCES AND MATERIALS SAFETY ACT BY BUSINESS TYPE.....	14
2. Names and classifications by Katashiki (product types), etc. of Electrical Appliances and Materials	18
2.1. LEGAL CLASSIFICATION OF ELECTRICAL APPLIANCES AND MATERIALS	18
2.2. CONFIRMATION BEFORE THE NOTIFICATION	19
2.2.1 Confirmation of names of Electrical Appliances and Materials	19
2.2.2 Conformation of Classifications by Katashiki (Product type)	23
2.2.3 Point to Note during the Confirmation of Classification by Katashiki (Product Type)	25
3. Notification of Businesses, etc.	28
3.1. NOTIFICATION OF THE COMMENCEMENT OF BUSINESS FOR MANUFACTURING (IMPORTING) ELECTRICAL APPLIANCES AND MATERIALS.....	30
3.2. NOTIFICATION OF THE SUCCESSION OF BUSINESS FOR MANUFACTURING (IMPORTING) ELECTRICAL APPLIANCES AND MATERIALS.....	34
3.3. NOTIFICATION OF CHANGE OF THE ITEMS IN THE NOTIFIED BUSINESS	36
3.4. NOTIFICATION OF DISCONTINUATION OF BUSINESS FOR MANUFACTURING (IMPORTING) ELECTRICAL APPLIANCES AND MATERIALS.....	38
3.5. APPLICATION FOR APPROVAL FOR ABBREVIATION MARKING	40

3.6. NOTIFICATION OF REGISTERED-TRADEMARK MARKING	42
3.7. APPLICATION FOR EXCEPTION APPROVAL OF ELECTRICAL APPLIANCES AND MATERIALS.....	44
4. Obligation to Conform to Technical Requirements, etc. (Article 8 of the Act).....	54
4.1. OBLIGATION TO CONFORM TO TECHNICAL REQUIREMENTS (ARTICLE 8, PARAGRAPH (1) OF THE ACT)	54
4.2. INSPECTION AND PRESERVATION OF RECORDS (ARTICLE 8, PARAGRAPH (2) OF ACT).....	56
4.2.1 Inspection Methods.....	56
4.2.2 Inspection Records	58
5. Conformity Assessment on the Specified Electrical Appliances and Materials (Article 9 of the Act).....	60
5.1. OUTLINE OF CONFORMITY ASSESSMENT	60
5.2. PROCEDURE FOR UNDERTAKING CONFORMITY ASSESSMENT.....	62
5.3. ISSUANCE OF A COPY (OFFICIAL COPY) OF THE EQUIVALENT OF THE CERTIFICATE OF CONFORMITY AND THE CERTIFICATE OF CONFORMITY.	66
6. Labeling	68
6.1. DETAIL OF DISPLAYING PSE MARK	68
6.2. OTHER LABELING REQUIREMENTS	71
7. Restrictions on Sale	73
ANNEX 1 DEFINITION OF TERMS.....	75
ANNEX 2 LIST OF ELECTRICAL APPLIANCES AND MATERIALS	76
ANNEX 3 LIST OF REGISTERED CONFORMITY ASSESSMENT BODIES	81
ANNEX 4 OUTLINE OF REVISION OF THE ELECTRICAL APPLIANCE AND MATERIAL CONTROL LAW	86
ANNEX 5 STRUCTURES OF THE ELECTRICAL APPLIANCES AND MATERIALS SAFETY ACT	87
ANNEX 6 EXPLANATION OF INTERPRETATION OF MINISTERIAL ORDINANCE TO PROVIDE TECHNICAL STANDARDS (NOTIFICATION).....	112
ANNEX 7 BACKGROUNDS OF ESSENTIAL REQUIREMENTS OF TECHNICAL REQUIREMENTS.	113
ANNEX 8 TECHNICAL DOCUMENTS NECESSARY TO SUPPLIER'S DECLARATION OF CONFORMITY.....	116
ANNEX9 DEALING WITH PREVIOUS APPLICATION NOTIFICATIONS.....	118
ANNEX 10 CONTACT ADDRESSES OF THE MINISTRY OF ECONOMY, TRADE AND INDUSTRY.....	120

Foreword

Nowadays, Electrical and Electronic appliances pervade in our daily lives as being indispensable for comfortable and fruitful living. While these products enrich our lives, they may cause accidents that could threaten our safe and secure life by defects and misuse.

No matter how good technology may be, it would not be disseminated unless safety is guaranteed. For this reason, the Electrical Appliance and Material Control Law on the safety of electrical goods was enacted in 1961. At that time fire accidents had frequently occurred due to poor quality of electrical appliances, and urgent enactment had been desired. It can be said that the Electrical Appliance and Material Control Law has supported the rapid spread of home appliances during the period of high economic growth in Japan.

Since it is important to constantly respond to contemporary demands in establishing safety and security of appliances, the Electrical Appliance and Material Control Law was revised in 2001 to the current Electrical Appliances and Materials Safety Act which emphasizes promoting voluntary activities of private business operators. Recently, Ministerial Ordinance to Provide Technical Standards for Electrical Appliances and Materials has been revised for so-called performance specifications in July, 2013 (enforced in January, 2014), with the aim of corresponding to rapid technology development and globalization.

To ensure safety of electrical appliances, it is important for stakeholders to properly fulfill their roles. In recent years, development and supply of safe products is not merely a social responsibility for companies, but directly linked to evaluation. It is becoming a crucial strategy to success their business. The system based on the Act is the minimum rule to be protected for ensuring safety, and which could not be done without business operators' understanding.

On the other hand, the expressions of legal texts in the Act are difficult for those who read it for the first time, and it was inconvenient to refer to daily procedures. In this guide, details of procedures have been compiled, focusing on application procedures based on the Electrical Appliances and Materials Safety Act. We hope this guide will be of some help for understanding the Act.

1. Outline of the Electrical Appliances and Materials Safety Act

1.1. Framework of the Electrical Appliances and Materials Safety Act

The Electrical Appliances and Materials Safety Act is an Act to aim preventing hazards and electromagnetic interference by means of regulating the manufacture, sale, etc. of Electrical Appliances and Materials, and fostering mandatory self activities by private business operators to ensure the product safety of Electrical Appliances and Materials in its framework. The Act specifies about 450 items of the Electrical Appliances and Materials. And the regulations specified in this Act contain the regulations before distribution to prevent the occurrence of hazards and electromagnetic interference in advance, and also the regulations after distribution to prevent expansion of hazards and electromagnetic interference when they occurred.

1.1.1 Definition of Electrical Appliances and Materials

All electrical products do not fall under the category of Electrical Appliances and Materials Safety Act, but for the “Electrical Appliances and Materials” subjected to the Electrical Appliances and Materials Safety Act, the following definitions are specified by Article 2 of the Act.

1. Parts of electrical facilities for general use (meaning electrical facilities for general use as prescribed in Article 38, paragraph (1) of the Electricity Business Act (Act No. 170 of 1964)) and machines, appliances, and materials used in connection therewith, as specified by Cabinet Order.
2. Portable power generators as specified by Cabinet Order.
3. Secondary batteries as specified by Cabinet Order.

Almost all Electrical Appliances and Materials are classified into the first category. To put it plainly, electrical facilities for general use, which are regulated by the Electricity Business Act, are electrical facilities connected to a 100 V or 200 V AC commercial power supply in households, offices where a licensed chief electricity engineer need not be appointed, or workplaces for agricultural work.

Currently, DC-operated electrical facilities for general use have not been used, and DC-operated appliances are not designated as Electrical Appliances and Materials.¹

An image of Electrical Appliances and Materials is shown in Figure 1 below.

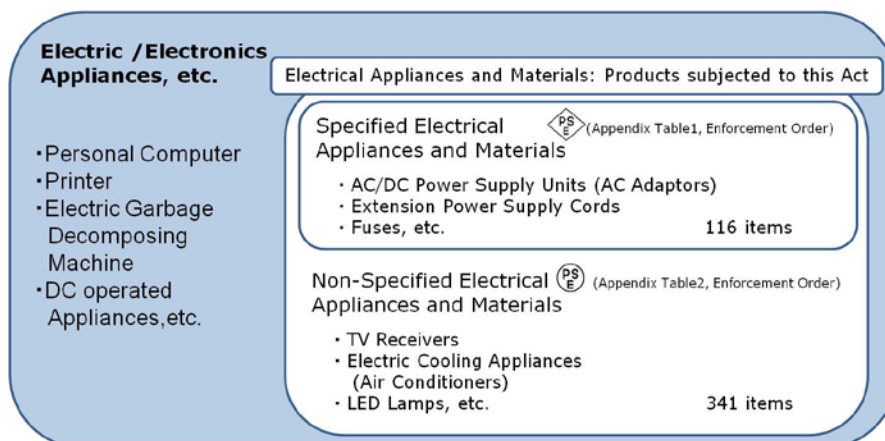


Figure 1 Image of Electrical Appliances and Materials.

¹ For example, in case of CD radio cassette receiver connected via the connector on an AC/DC adapter, the AC/DC adapter (including the connector that comes with the AC/DC adapter) is classified as the category of Electrical Appliances and Materials, but the CD radio cassette receiver is not classified as this category.

Specific ranges are provided by Cabinet Order. As the basic concept, the designation of Electrical Appliances and Materials is “All electrical Products for household use are designated as Electrical Appliances and Materials to prevent hazards and electromagnetic interference caused by inferior electrical products. As for electrical products used in offices, stores, for agricultural or other business purposes, not only products used commonly by ordinary people but also those handled by people with little knowledge about electricity are designated as Electrical Appliances and Materials”².

1.1.2 Specified Electrical Appliances and Materials and Non-Specified Electrical Appliances and Materials

At present, 457 items are designated as Electrical Appliances and Materials. Out of these, 116 items are designated as Specified Electrical Appliances and Materials as they specially call for regulations for safety reasons.

As Specified Electrical Appliances and Materials, those which are particularly likely to cause hazards because of their structures, methods of use, or other conditions, including (i) those used for long hours with no supervision, (ii) those used by the socially vulnerable, and (iii) those used in direct contact with the human body, have been designated.

Non-Specified Electrical Appliances and Materials are 341 items resulting from deducting the 116 Specified Electrical Appliances and Materials from the 457 Electrical Appliances and Materials.

1.1.3 Regulations Required before Distribution

The flow of regulations required before distribution is shown in Figure 2, “Operation Procedure Flow of the Act (Before Product Distribution)”. Penal provisions applied when the legal procedure is not followed are stipulated.

(1) Notification of business (Articles 3 to 6 of the Act)

Persons engaged in manufacturing or importing products that fall under Electrical Appliances and Materials must, within 30 days from the commencement of such business, notify the Minister of Economy, Trade and Industry of such business. They must also notify the Minister of Economy, Trade and Industry when such business is assigned to someone else, when changes are made to the content of the business, and when they decide to cease such business. (Refer to 3.notification of business (page 28))

(2) Obligation to conform to Technical Requirements, etc. (Article 8 of the Act)

When notifying suppliers manufacture or import Electrical Appliances and Materials, they have a legal responsibility³ to;

- (i) Ensure that design, etc. conforms to Technical Requirements, (Article 8, paragraph (1) of the Act), and
- (ii) Conduct inspection of products for items specified by Ministerial Ordinance and keep a record of such inspection (Article 8, paragraph (2) of the Act) on their own responsibility.

(Refer to 4. Obligation to Conform to Technical Requirements (Article 8) (page 54))

(3) Conformity assessment of Specified Electrical Appliances (Article 9 of the Act)



For Specified Electrical Appliances and Materials, notifying suppliers have legal responsibility to have their conformity double-checked by a third-party body registered with the government (registered conformity assessment body) to fulfill the obligation to conform to Technical Requirements in Article 8, paragraph (1) of the Act.

(Refer to 5. Conformity Assessment of Specified Electrical Appliances (Article 9) (page 60))

² Opinion voiced in a public hearing held at the time of revision of the Electrical Appliance and Material Control Law in 1968.

³ “Legal responsibility (of notifying suppliers)” means that notifying suppliers assume a legal responsibility. They can delegate such business to someone else by clarifying their legal responsibility. For more details, refer to Section 4.1, “Obligation to Conform to Technical Requirements, under Article 8, paragraph (1) of the Act)” (page 54).

(4) Labeling of the PSE mark (Article 10 of the Act)

As evidence that notifying suppliers have fulfilled these obligations related to regulations required before distribution, they can use the marking  (or <PS> E) or  (or (PS) E) to products. (Refer to 6. PSE Labeling (page 68))

As PSE mark can be marked as evidence fulfilling an obligation, it does not mean neither “approved by the government” nor “PSE approved”.

(5) Restrictions on sale (Article 27 of the Act)

As a rule, Electrical Appliances and Materials must not be sold or displayed for the purpose of sale unless the PSE Labeling⁴ as specified in Article 10 is provided to them.

(6) Restrictions on use (Article 28 of the Act)

Electricity Utilities as prescribed in the Electricity Business Act, persons who responsible to the electrical facilities for own use as prescribed in the same Act and electricians have legal responsibility to use Electrical Appliances and Materials marked with the PSE mark.

(7) Penal provisions (Articles 57, 58, 59, and 60 of the Act)

A person who falls under any of the following items is punished by imprisonment with work for not more than one year or a fine of not more than one million yen, or both (Article 57 of the Act):

- (i) A person who use labeling, in violation of Article 10, paragraph (2)
- (ii) A person who has sold or displayed for sale Electrical Appliances and Materials, in violation of Article 27, paragraph (1)
- (iii) A person who has used Electrical Appliances and Materials, in violation of Article 28, paragraph (1) or paragraph (2)

A person who falls under any of the following items is punished by a fine of not more than 300,000 yen (Article 58 of the Act):

- (iv) A person who has failed to provide notification under Article 3 or who has provided fraudulent notification
- (v) A person who has failed to conduct inspection, who has failed to make inspection records, who has made fraudulent inspection records, or who has failed to preserve inspection records, in violation of Article 8, paragraph (2)
- (vi) A person who has failed to obtain or preserve a certificate, in violation of Article 9, paragraph (1)

In addition to the above penalties, when the representative of a juridical person or an agent, employee, or other worker of a juridical person or an individual, with regard to the operations of the juridical person or the duties of the individual, falls under any of the following items, the juridical person is punished as prescribed below (Article 59 of the Act):

- (i), (ii), (iii), (iv), (v), or (vi) above: Fined as prescribed in the respective items.

A person who falls under any of the following items is subject to an administrative fine of not more than 200,000 yen (Article 60 of the Act)

- A person who has failed to provide notification under Article 4, paragraph (2), Article 5, or Article 6, or who has provided fraudulent notification

⁴ In addition to PSE mark, it is necessary to display the name of the notifying supplier, the name of registered conformity assessment body, and so on. (See Section 6 PSE labeling, p68)

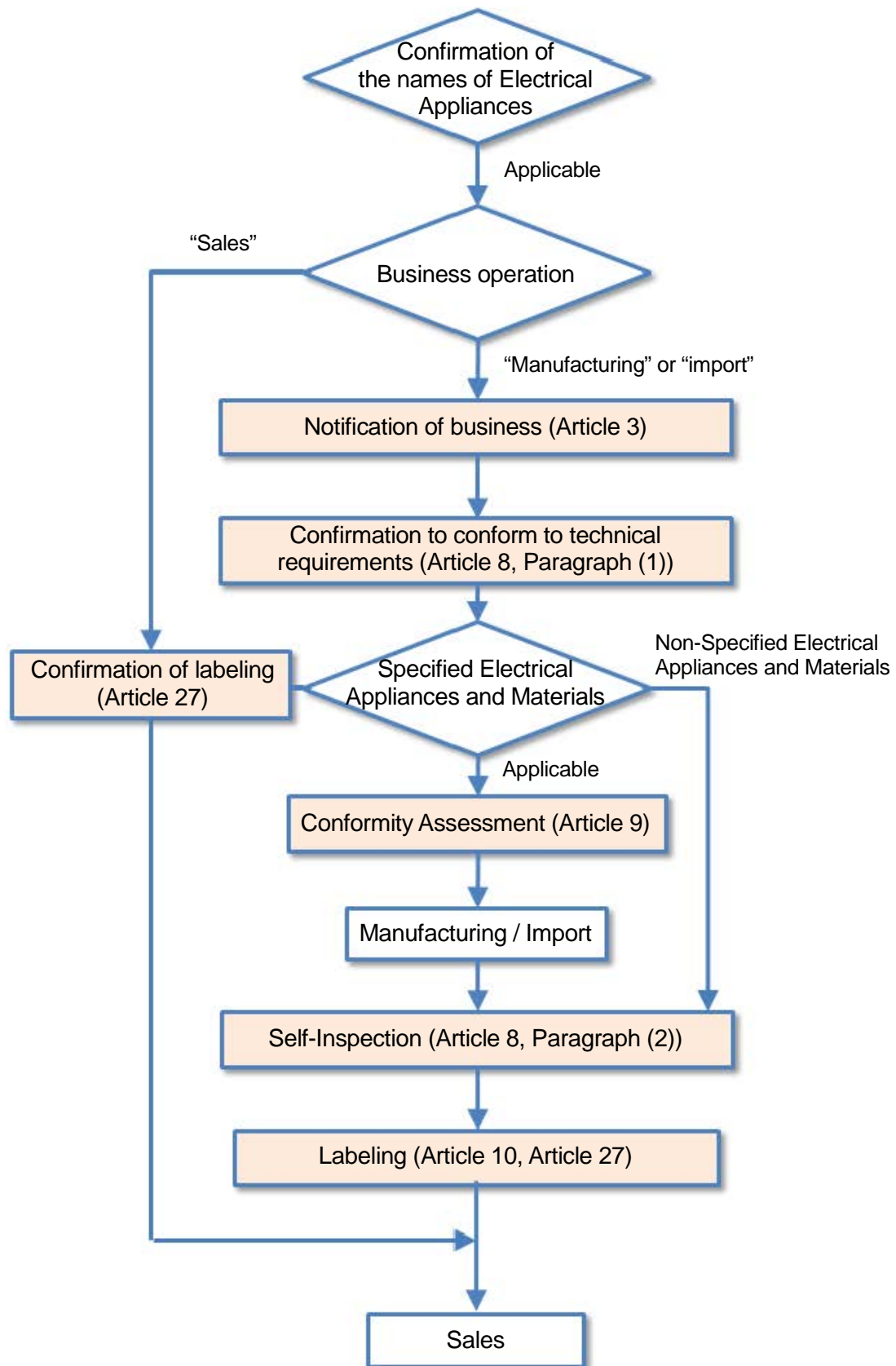


Figure 2 Operation Procedure Flow of the Electrical Appliances and Materials Safety Act (Before Product Distribution)

1.1.4 Regulations Required after Distribution

The flow of regulations required after distribution is shown in Figure 3.

As part of the measures to ensure the safety of Electrical Appliances and Materials after distribution, “collection of reports” and “on-site inspections” can be conducted on notifying manufacturers, notifying importers and sellers. In addition, based on the results of collecting reports and other information, necessary measures can be taken such as “order for improvement” and “order for hazard prevention” to notifying manufacturers, notifying importers and sellers.

Penalties will apply for failing to comply with these legal procedures.

(1) Collection of reports (Article 45 of the Act)

The government may, to the extent necessary for the enforcement of the Act, have notifying suppliers or sellers report on their operations for a specified period of time.

(2) Obligation to undergo on-site inspections (Article 46 of the Act)

Notifying suppliers or sellers must undergo on-site inspections conducted under the Act. On-site inspections are conducted by the government or the National Institute of Technology and Evaluation (NITE) for notifying suppliers and local public entities under commission by the government for sellers, respectively.

(3) Obligation to submit Electrical Appliances and Materials (Article 46-2 of the Act)

When there is no facility to be inspected in on-site inspections, or on-site inspections would take a long time or it is significantly difficult to inspect Electrical Appliances and Materials in that place for other reasons, notifying suppliers may be ordered to submit such Electrical Appliances and Materials by a certain time limit.

(4) Order for improvement (Article 11 of the Act)

When notifying suppliers have violated Article 8 of the Act, the government may order them to take necessary safety measures to improve the method of manufacturing, importing, or conducting other operations.

(5) Prohibition on marking (Article 12 of the Act)

When notifying suppliers have violated Article 8 or 9 of the Act or an order for improvement, the government may prohibit them from use of the marking as specified in Article 10 of the Act for a specified period not exceeding one year.

(6) Order for hazard prevention, etc. (Article 42-5 of the Act)

When notifying suppliers and sellers have violated Article 27 of the Act or sold products that do not conform to Technical Requirements, the government may order them to recall the products and take other necessary measures when they are deemed particularly necessary to prevent the spread of hazards and electromagnetic interference.

(7) Penal provisions (Articles 57, 58, and 59 of the Act).

A person who falls under any of the following items is punished by imprisonment with work for not more than one year or a fine of not more than one million yen, or both (Article 57 of the Act):

- (i) A person who has violated item (i) of Article 12.
- (ii) A person who has violated a suspension of operations order issued under Article 41.
- (iii) A person who has violated an order issued under Article 42-5.

A person who falls under any of the following items is punished by a fine of not more than 300,000 yen (Article 58 of the Act):

- (iv) A person who has failed to make reports under Article 45, paragraph (1) or paragraph (2), or who has made fraudulent reports.
- (v) A person who has refused, obstructed, or avoided an inspection under Article 46, paragraph (1) or paragraph (2), who has, without justifiable grounds, failed to make statements in response to questions asked under the same paragraph, or who has made false statements.
- (vi) A person who has violated an order issued under Article 46-2, paragraph (1).

In addition to above penalties, when the representative of a juridical person or an agent, employee, or other worker of a juridical person or an individual, with regard to the operations of the juridical person or the duties of the individual, falls under any of the following items, the juridical person is punished as prescribed below (Article 59 of the Act):

- (i) or (iii) above: Punished by a fine of not more than 100 million yen.
- (ii), (iv), (v), or (vi) above: Fined as prescribed in the respective items.

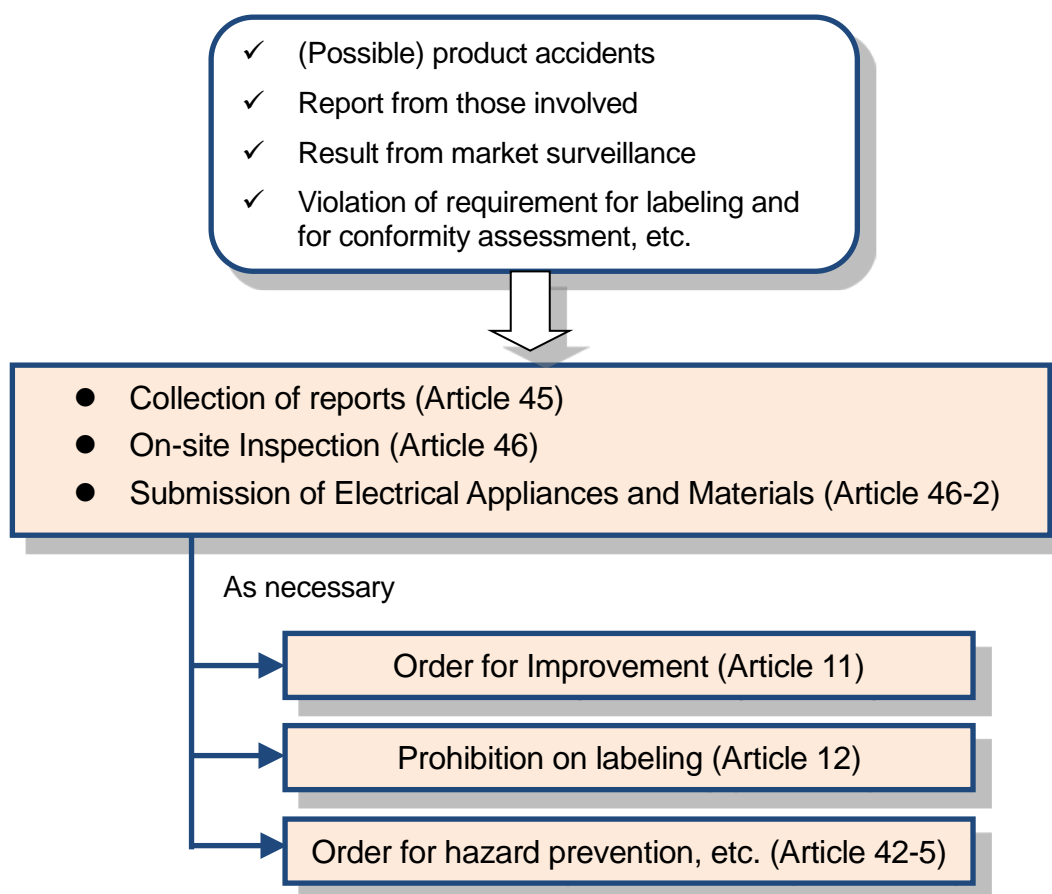


Figure 3 Operational Procedure Flow of the Electrical Appliances and Materials Safety Act (After Product Distribution)

1.2. Response to Regulations Required after Product Distribution

1.2.1 Market Surveillance

As part of our product safety policies, the Ministry of Economy, Trade and Industry periodically purchases Electrical Appliances and Materials commercially available and conducts market surveillance for preventing product accidents from occurring or reoccurring, with the aims to confirm their compliance with the provisions of the Act and related regulations (conformity to Technical Requirements and validity of marking under the Ordinance for Enforcement of the Act), ensure the safety of Electrical Appliances and Materials, and obtain data that helps instruct and supervise manufacturers and importers. The results of these tests are made public in the website of the Ministry.

https://www.meti.go.jp/policy/consumer/seian/denan/after_distribution.html

If nonconformity is found in a test on market surveillance, the Regional Bureau of Economy, Trade and Industry that has jurisdiction over the region notifies notifying suppliers of the nonconformity and instructs them to take corrective measures for improvement (confirms corrective measures and measures to prevent recurrence with them and issues written cautionary advice). To ensure safety, notifying suppliers are instructed to have that Electrical Appliance or Material assessed for conformity by an external conformity assessment body (for Specified Electrical Appliances and Materials) or to undertake conformity assessment, if they continue to sell it, so as to ensure its conformity to Technical Requirements. Whether these corrective measures to prevent recurrence have been implemented properly or not and compliance with the Act and related regulations are followed up.

1.2.2 Serious Product Accidents Report and Disclosure Systems

If Electrical Appliances and Materials manufactured or imported by notifying suppliers fall under consumer products subject to the Consumer Product Safety Act (products for general use by consumers), and fatal accidents, serious injury or disease accidents, residual disability accidents, carbon monoxide poisoning accidents, fires, or other serious product accidents are caused in relation to these products, the notifying suppliers must report that accident to the Prime Minister (Consumer Affairs Agency) within 10 days from the date on which they have become aware of the accident. Companies that sell, repair, or install such products must also report to the manufacturer or importer immediately when they become aware of the occurrence of a serious product accident.

Receiving a report about a serious accident, the government discloses the product name and type, and details of the accident, etc. without delay when that is deemed necessary to prevent the occurrence or spread of serious harm.

Reports of minor incidents including Hiyari-Hatto (potentially dangerous minor incidents) that do not constitute serious product accidents, reports of serious product accidents from those other than manufacturers or importers, reports of product defects or flaws that may cause product accidents, and reports about Electrical Appliances and Materials for commercial use other than consumer products are required to be made to the National Institute of Technology and Evaluation (NITE) by “Request for Provision of Information on Accidents, etc. caused by Consumer Products, etc.” (notification by the Director-General for Commerce and Distribution Policy, March 4, 2011). Business operators are required to fully understand the accident information collection system of the NITE and provide a wide range of information.

For more details about the systems, refer to Table 1.

Table 1 Material about the Serious Product Accidents Report and Disclosure Systems

- Guide on product safety
https://www.meti.go.jp/product_safety/producer/index.html
- Description of the product accidents report and disclosure systems: handbook for business operators
https://www.meti.go.jp/product_safety/producer/guideline/download.html
- “Request for Provision of Information on Accidents, etc. caused by Consumer Products, etc. and Development” (notification by the Director-General for Commerce and Distribution Policy, March 4, 2011)
https://www.meti.go.jp/product_safety/producer/point/pdf/tsutatsu5.pdf

1.2.3 Long-Term Use Products Safety Inspection and Labeling Systems

There is a system called the “long-term use products safety inspection system” for 9 items⁵ that are likely to cause safety problems, especially serious hazards due to aging deterioration with long-term use.

This system is intended to require manufacturers or importers of these 9 items as well as retailers, real estate corporations, constructors, utilities including gas suppliers, electricity suppliers, and petroleum suppliers, consumers, etc. to play their respective roles properly to prevent accidents due to aging deterioration.

There is another system called the “long-term use products safety labeling system” for 5 items⁶ subject to a requirement for labeling calling for attention to aging deterioration. This system is intended to draw attention of consumers, etc. to possible accidents caused by long-term use of products that are less likely to cause serious accidents due to aging deterioration but are likely to cause some accidents. Refer to the following for more details about the systems:

https://www.meti.go.jp/product_safety/producer/shouan/07kaisei.html

1.2.4 Response to Violations of the Act

When notifying suppliers become aware that products they have already sold do not conform to Technical Requirements or do not meet the requirement for marking, they are required to immediately report the violation to the Ministry of Economy, Trade and Industry or the Regional Bureau of Economy, Trade and Industry to prevent product accidents. After that, they are required to take measures to prevent product accidents such as suspension of shipment or sale and notification to those involved.

⁵ Indoor installation-type instantaneous gas water heaters (for city gas and propane gas), Kerosene water heaters, Indoor installation-type gas bathtub water heaters (for city gas and propane gas), Kerosene bathtub water heater, Built-in electric dishwashers, Closed combustion-type kerosene heaters, and Electric driers for bathrooms

⁶ Electric fans, Ventilation fans, Air conditioners, Washing machines, and CRT televisions

1.3. Procedure Flows of the Electrical Appliances and Materials Safety Act by Business Type

Procedure flows of the Act by business type are shown below:

[Manufacturers]

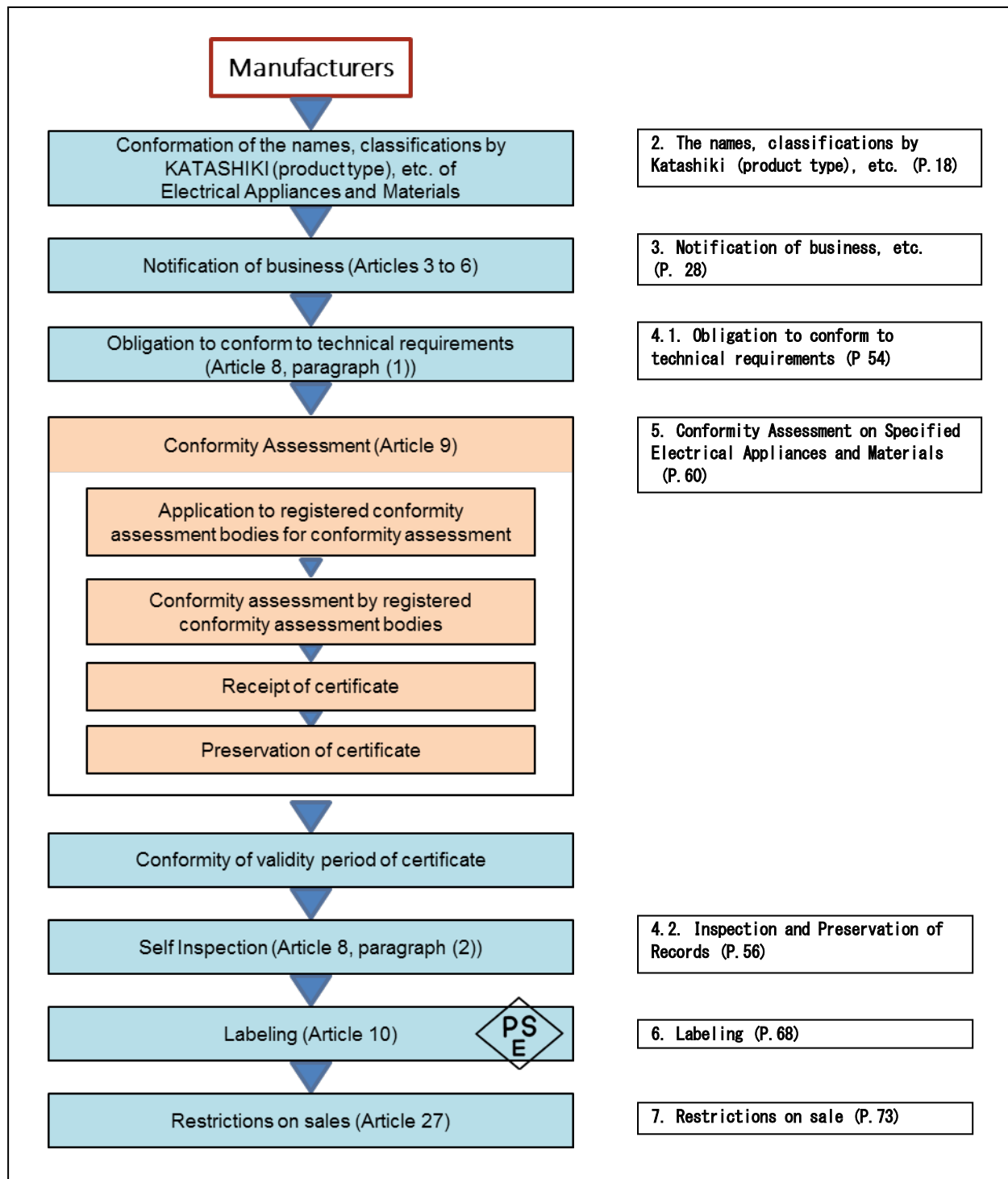


Figure 4 Procedure Flow for Manufacturing Specified Electrical Appliances and Materials

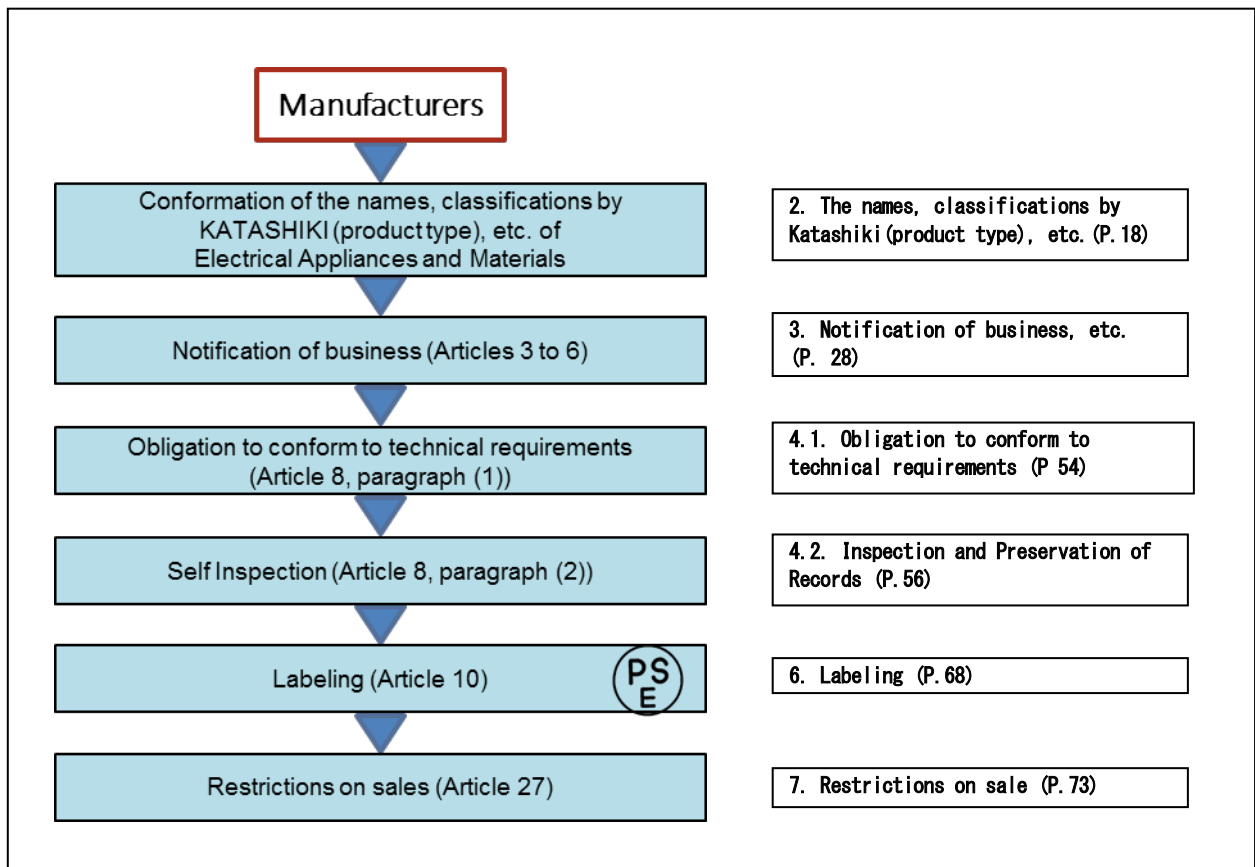


Figure 5 Procedure Flow for Manufacturing Non-Specified Electrical Appliances and Materials

[Importers]

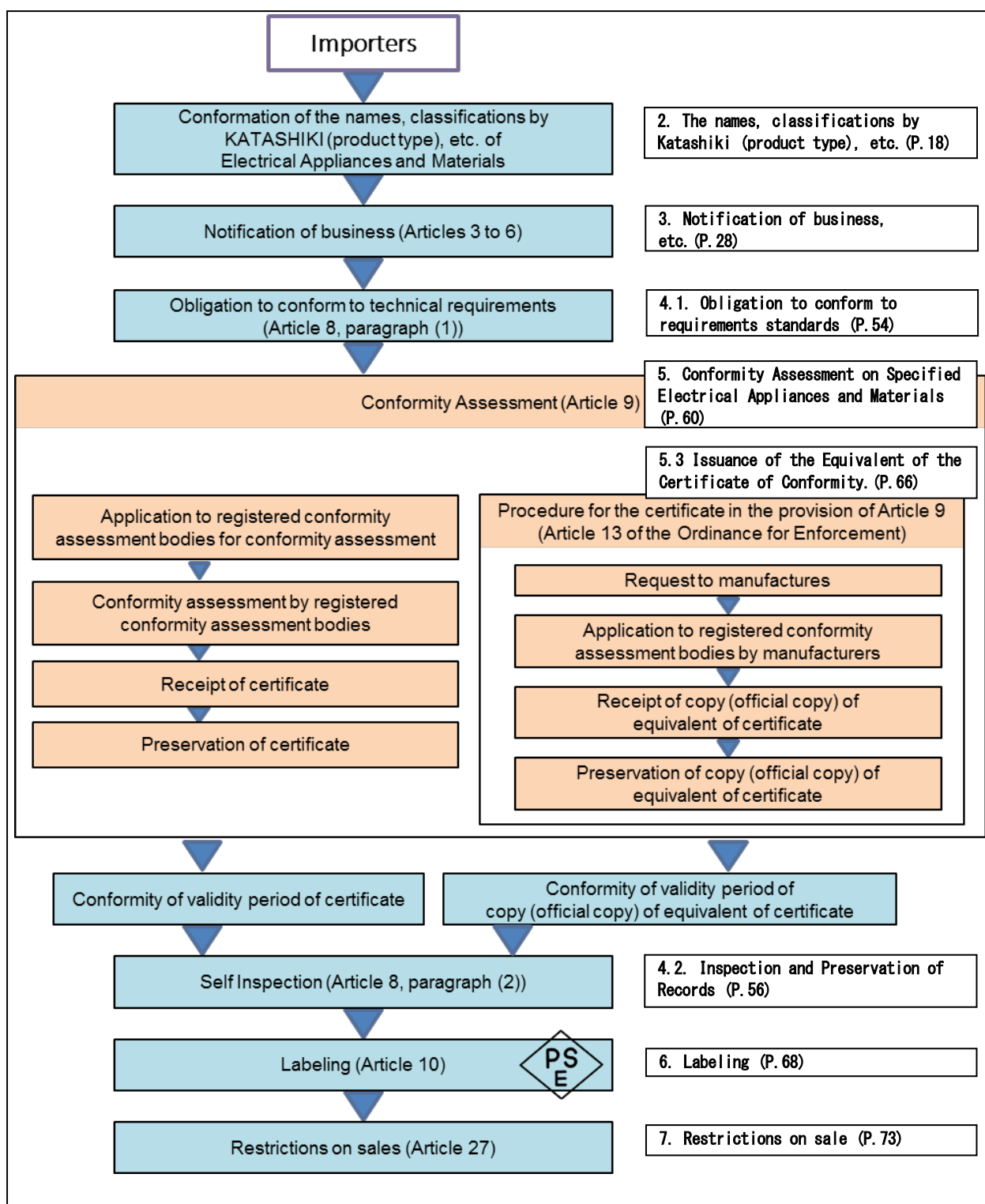


Figure 6 Procedure Flow for Importing Specified Electrical Appliances and Materials

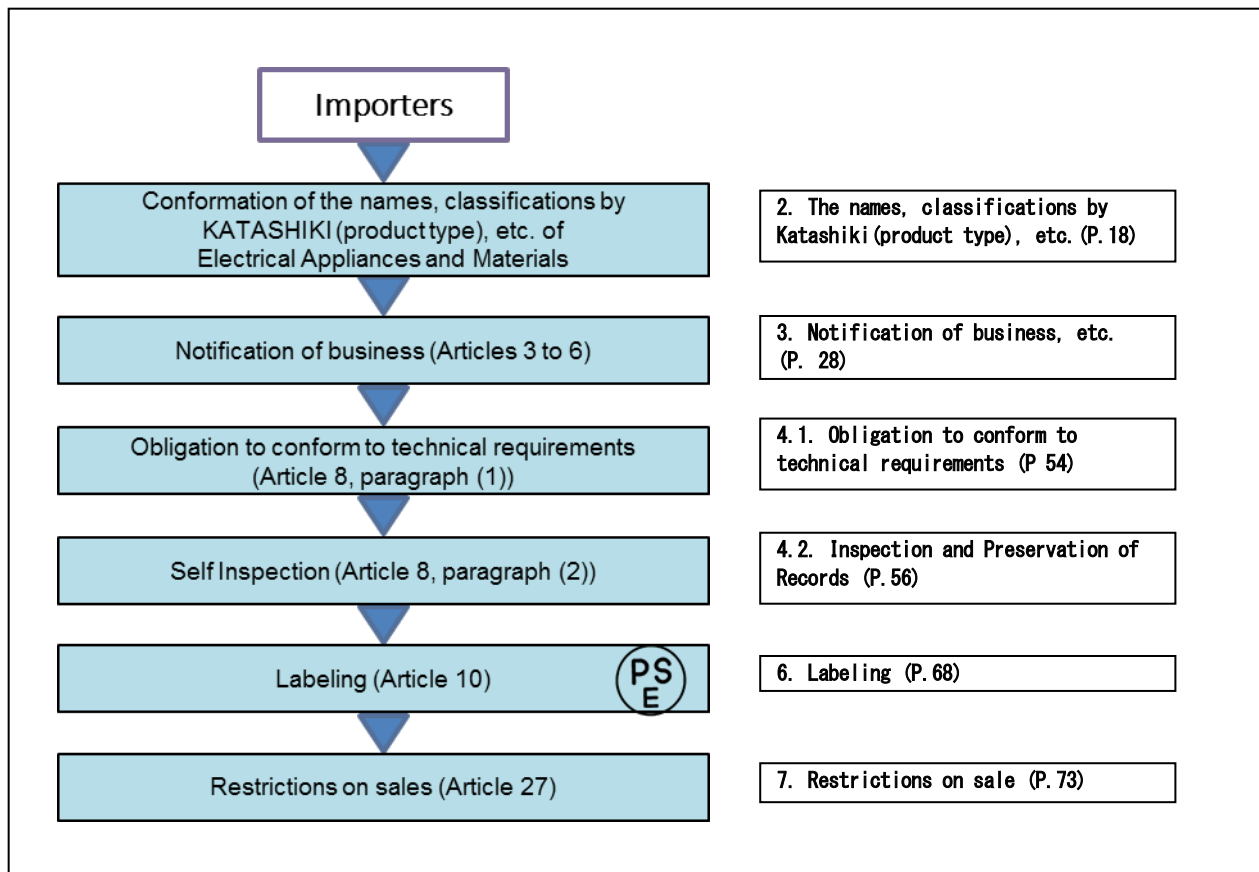


Figure 7 Procedure Flow for Importing Non-Specified Electrical Appliances and Materials

2. Names and classifications by Katashiki (product types), etc. of Electrical Appliances and Materials

The notification of the manufacture/importer of “Classifications by Katashiki (product types) of Electrical Appliances and Materials” is to be made by each “Names of Electrical Appliances and Materials” under the Electrical Appliances and Materials Act. These classifications differed to the model designation used by the manufactures in general, and it is necessary to make confirmation of “Names of Electrical Appliances and Materials” and “Classifications by Katashiki (product types) of Electrical Appliances and Materials” before making these notifications.

2.1. Legal Classification of Electrical Appliances and Materials

(1) Name of Electrical Appliances and Materials

Based on the definition of Electrical Appliances and Materials in Article 2 of the Act, items and scope subject to control are specifically defined in the Order for Enforcement of the Act. And the details of the scope of application and the matters to be considered are defined in the “Defining of Electrical Appliances and Materials of the Order for Enforcement of the Act”.

Once the names of Electrical Appliances and Materials are defined, the corresponding classifications and classifications by Katashiki (product type) are identified.

A list of Electrical Appliances and Materials shows in Annex 2 (List of Electrical Appliances and Materials (page 76)).

(2) Classification of Electrical Appliances and Materials

Electrical Appliances and Materials subject to the regulations are roughly classified into 20 classifications as shown in Table 2 below. The classification constitutes the units of notification of manufacture or import made by the business operators.

Since the notification of manufacturing or importing products is to be conducted by the each classification, when manufacturing or importing products categorized in a different classification of Electrical Appliances and Materials, a notification of the commencement of a new business must be made.

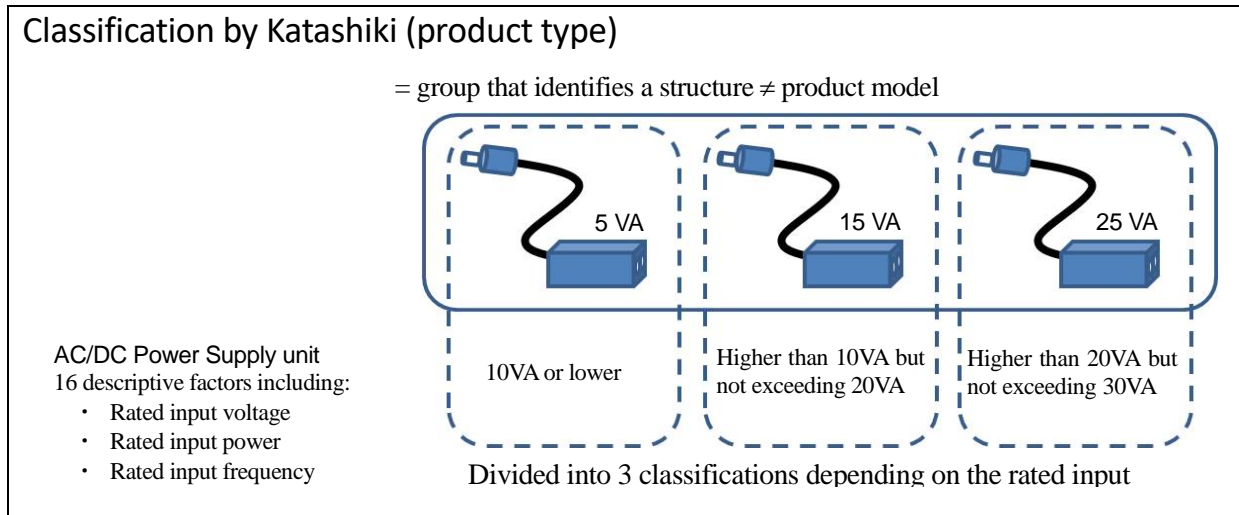
Table 2 Classifications of Electrical Appliances and Materials (Appendix Table 1 of the Ordinance for Enforcement)

	Classifications of Electrical Appliances and Materials
1	Rubber insulated electric wires (electric wires or electric floor heating wires with rubber insulation)
2	Synthetic resin insulated electric wires (electric wires or electric floor heating wires with insulation of synthetic resin or other materials other than rubber)
3	Metal conduits
4	Metal conduit accessories (accessories of metal conduits or flexible conduits or cable wiring switch boxes)
5	Plastic conduits (rigid or flexible conduits of plastic or other materials (other than metal))
6	Plastic conduit accessories (accessories of plastic conduits or flexible conduits or cable wiring switch boxes)
7	Link fuses
8	Covered fuses (fuses other than link fuses and thermal fuses)
9	Thermal fuses
10	Wiring devices
11	Current limiters
12	Single-phase small power transformers (single-phase small power transformers, voltage regulators, or electric-discharge lamp ballasts)
13	Small AC electric motors
14	Electric heating appliances
15	Motor-operated mechanical devices
16	Luminaries and optical appliances and machines
17	Electronic appliances (including those listed in (viii) in Appendix Table 1 of the Order for Enforcement)
18	AC electrical appliances (including those listed in (ix) in Appendix Table 1 and (xi) in Appendix Table 2 of the Order for Enforcement)
19	Portable power generators
20	Secondary lithium ion batteries (those listed in (xii) in Appendix Table 2 of the Order for Enforcement)

(3) Classifications by Katashiki (product type) of Electrical Appliances and Materials

"Classifications by *Katashiki* (product type)" is defined by a combination of factors such as structure, material, or function within the range that is considered to have almost equivalent properties in ensuring product safety. It constitutes a unit for performing necessary measures such as prohibition on PSE Labeling.

Classifications by *Katashiki* (product type) are stipulated by each name of the Electrical Appliances and Materials in Appendix Table 2 of the Ordinance for Enforcement. Necessary factors such as structure, material and function as well as classification of each are also stipulated for these names.



2.2. Confirmation before The notification

2.2.1 Confirmation of names of Electrical Appliances and Materials

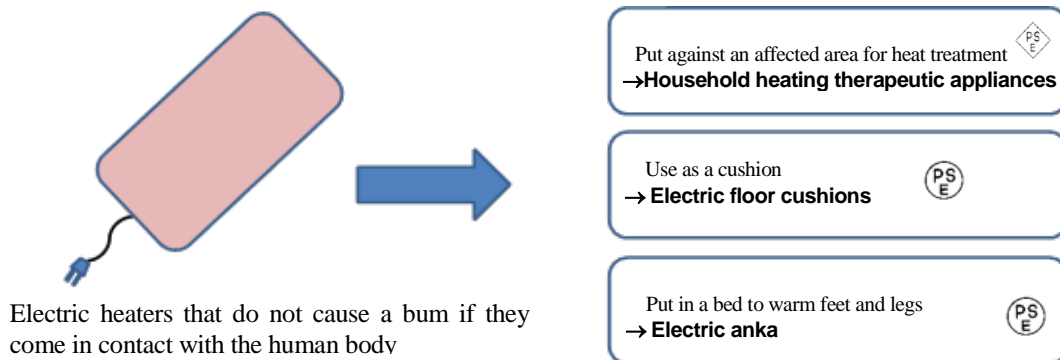
Generally, products and parts that are connected to an AC power supply for use may fall under Electrical Appliances and Materials. Appropriate names of Electrical Appliances and Materials are determined according to the following criteria:

- Determine the name by the intended use, function, etc. rather than by the model name or other general names.
- If two or more functions are provided, consider the names of all the functions.
- To determine whether a product is subject to control under the Act or not, the information about it, such as the structure and ratings are needed.
- Parts packed with the equipment not subject to control under the Act must also be checked.

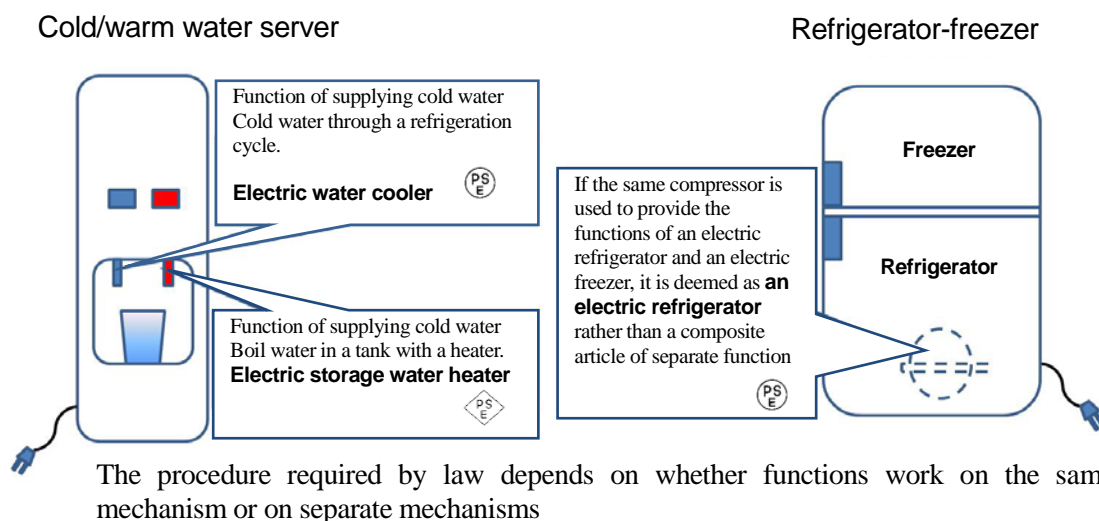
◇ Checking the intended use

The names of Electrical Appliances and Materials depend on the intended use.

The procedure and safety (Technical Requirements) required by the Act also depend on the intended use

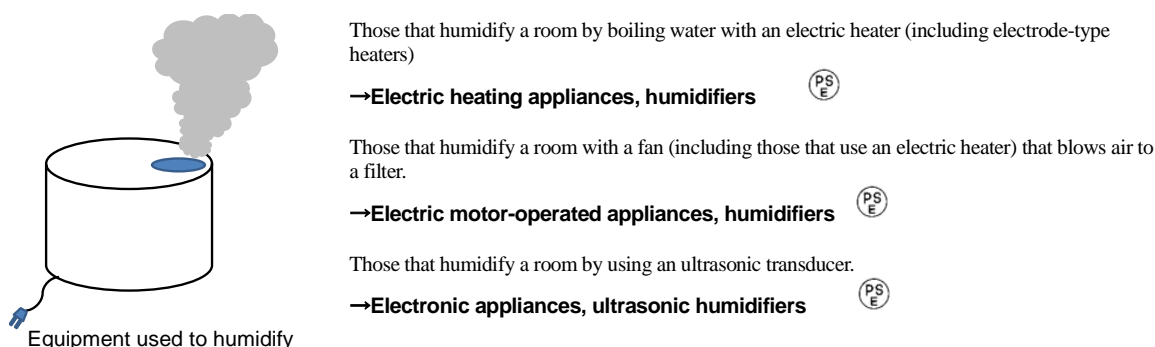


◇ Checking the function⁷



◇ Checking the structure

The names of Electrical Appliances and Materials may depend on the structure.



◇ Checking the ratings

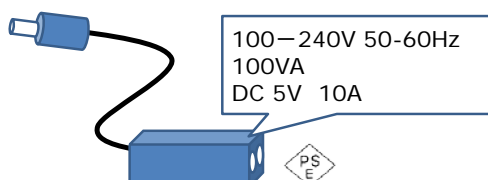
For some Electrical Appliances and Materials, the scope subject to control is specified by the rated voltage, frequency, or power consumption (input power).

After the names of Electrical Appliances and Materials are determined, check whether they fall under the scope subject to control or not.

AC/DC power supply

Limited to those whose rated voltage is 100 V or higher but not exceeding 300 V and whose rated frequency (for a dual rating unit, one of the rated frequencies) is 50 Hz or 60 Hz.

Including those that also serve as an AC power supply unit, limited to those whose rated input power is 1 kVA or lower, and excluding those used for testing wireless equipment or with a special structure.

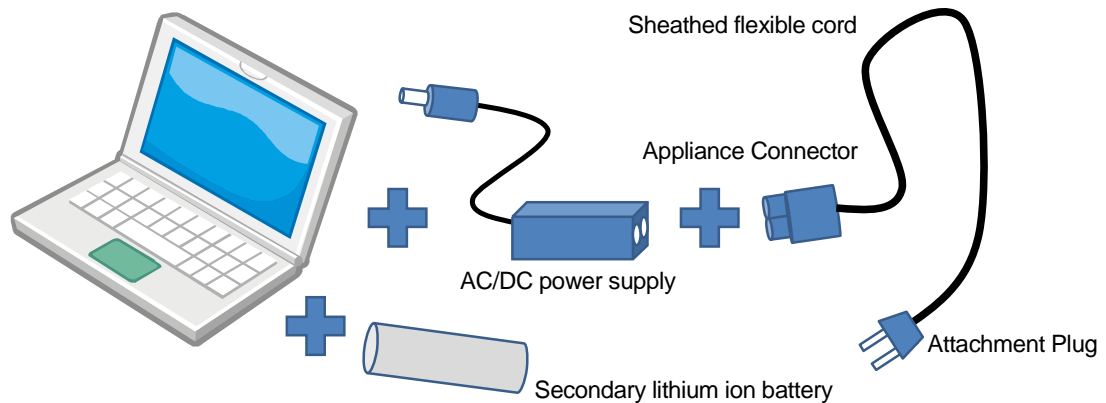


⁷ In case of this example, it is classified as "Electric storage water heater" instead of "Electric kettles".

Based on "the interpretation of scope, etc. of the Electrical Appliances and Materials", in generally, the equipment providing the water supply system which is directly connected to city water pipe or having big water tank (more than 10 liters) " is classified as "Electric storage water heater".

◇ Checking parts packed with equipment

Example: when importing a notebook personal computer



*When notebook personal computers or other products that are not Electrical Appliances and Materials are imported, but Electrical Appliances and Materials are packed with them, procedures required by the Act must be performed separately for these Electrical Appliances and Materials, as a rule. However, there are exceptions to the rule as follows:

(i) Handling of power cord sets and components

When a power cord set or other components not designed for general purpose use are packed and imported with electric equipment (ex.: AC/DC Power Supply), they are deemed as part of the equipment, and the importer only has to perform the procedure required by the Act for the equipment.

→ Components not designed for general purpose use are those that can only be used with a specific product and fall under any of the following items:

- Those that are connected via a special connector
- Those provided with a statement in the instruction manual that they can only be used with specific equipment

→ A power supply cord set is a cable that has AC plug/connector at both ends

→ Components are defined as follows:

Components refer to those specified in items (i) to (v) in Appendix Table 1 and items (i) to (vi) in Appendix Table 2 of the Order for Enforcement of the Electrical Appliances and Materials Safety Act and integrated into electric equipment (including those directly connected to electric equipment and excluding power cord sets).

Specific examples include a cord directly connected to equipment, plugs integrated into equipment, and other similar parts. These components are deemed as part of equipment, and the importer only has to perform procedures under the Act for the equipment.

(ii) Importing and sale of secondary lithium ion batteries

How secondary lithium ion batteries should be handled depends on their relationship with products (equipment) with which end users use them.

- When secondary lithium ion batteries packed with equipment are imported or sold, it is deemed that equipment and secondary lithium ion batteries are imported and sold.
- When secondary lithium ion batteries alone are imported or sold including repair or replacement, it is deemed that secondary lithium ion batteries are imported or sold.
- When secondary lithium ion batteries mounted on equipment are imported or sold, they are deemed as part of the equipment.

*Refer to the Interpretation of the Scope, etc. of Electrical Appliances and Materials.

It must be noted that Electrical Appliances and Materials subject to control may or may not be subject to the Act, depending on the rating, structure, or intended use.

Criteria for judging whether products fall under Electrical Appliances and Materials or not can be found in the website of the Ministry of Economy, Trade and Industry and other websites listed in Table 3, “Criteria for Judging Whether Products Fall under Electrical Appliances and Materials.”

Table 3 Criteria for Judging Whether Products Fall under Electrical Appliances and Materials

(i)	Definition of Electrical Appliances and Materials Article 2 of the Electrical Appliances and Materials Safety Act http://elaws.e-gov.go.jp/search/elawsSearch/elaws_search/lsg0500/detail?lawId=336AC0000000234#5
(ii)	Scope of Electrical Appliances and Materials Order for Enforcement of the Electrical Appliances and Materials Safety Act (Appendix Tables 1 and 2) http://elaws.e-gov.go.jp/search/elawsSearch/elaws_search/lsg0500/detail?lawId=337CO0000000324
(iii)	Details of the scope of Electrical Appliances and Materials “Interpretation of the Scope, etc. of Electrical Appliances and Materials” https://www.meti.go.jp/policy/consumer/seian/denan/file/04_cn/scope/haninokaishaku_180201.pdf
(iv)	Handling of Electrical Appliances and Materials (internal ordinance) https://www.meti.go.jp/policy/consumer/seian/denan/kaishaku/denkiyohin_toriatsukai/cord_set_naiki_seitei.pdf

2.2.2 Conformation of Classifications by Katashiki (Product type)

Classification by *Katashiki* (product type) is defined for each of the names of the Electrical Appliances and Materials by Appendix Table 2 of Ordinance for Enforcement as shown in the following Table 4.

Confirm “Classification of *Katashiki* (product type) of Electrical Appliances and Materials” required for a notification by selecting classifications to which each factor is applicable, from the classification by *katashiki* (product type) defined in Appendix Table 2 of Ordinance for Enforcement.

In order to select a Classification by *Katashiki* (product type), refer to factors such as the structure, material and performance in *Katashiki* (product type) to which the specification of the product subject to notification applies.

**Table 4 Defining of a Classification by Katashiki (Product Type)
in Appendix Table 2 of the Ordinance for Enforcement**

1. Structure		
Classification of Electrical Appliances and Materials (The following table is provided for 20 classifications.)		
Product name	Classification by Katashiki (product type)	
	Descriptive factor	Classification
Name of Specified Electrical Appliances and Materials * If there are two or more product names with the same descriptive factors and classifications, list the names of Electrical Appliances and Materials prefixed with Arabic numerals.	List ratings, types, methods, etc.	(Arabic numeral): List two or more classifications for each descriptive factor.
Name of Non-Specified Electrical Appliances and Materials * If there are two or more product names with the same descriptive factors and classifications, list the names of Electrical Appliances and Materials prefixed with Arabic numerals.	List ratings, types, methods, etc.	(Arabic numeral): List two or more classifications for each descriptive factor.
2. Specific example (A classification of Electrical Appliances and Materials is underlined with a wavy line, and names of Electrical Appliances and Materials are shaded.)		
<u>電熱器具</u> (Electric heating appliances)		
品名	型式の区分	
	要素	区分
電熱式おもちゃ	定格電圧	(1) 125 V 以下のもの (2) 125 V を超えるもの
	定格消費電力	(1) 5 W 以下のもの (2) 5 W を超え 10 W 以下のもの ...

1 電気足温器 2 電気スリッパ 3 電気ひざ掛け ... 15 その他の採暖用電熱器具	定格電圧	(1) 125 V 以下のもの (2) 125 V を超えるもの
	定格消費電力 (電気あんかの場合に限る。)	(1) 30 W 以下のもの (2) 30 W を超え 100 W 以下のもの ...

Example of items to be confirmed given in table 5 for the AC/DC Power Supply unit.

To clearly show the correspondence between the classification by *Katashiki* (product type) and product specifications, the column for checking product specifications are given here. Descriptions in this column are not needed for notification of business.

Table 5 Example of Describing a Classification by Katashiki (Product Type) for a AC/DC Power Supply

要素	区分	Checking of product specifications
<input type="radio"/> 定格入力電圧	<input checked="" type="radio"/> ① 125V 以下のもの <input type="radio"/> (2) 125V を超えるもの	100V
<input type="radio"/> 入力側の定格容量	<input type="radio"/> (1) 10VA 以下のもの <input type="radio"/> (2) 10VA を超え 20VA 以下のもの <input checked="" type="radio"/> (3) 20VA を超え 30VA 以下のもの <input type="radio"/> (4) 30VA を超え 40VA 以下のもの <input type="radio"/> (5) 40VA を超え 50VA 以下のもの <input type="radio"/> (6) 50VA を超え 60VA 以下のもの <input type="radio"/> (7) 60VA を超え 70VA 以下のもの <input type="radio"/> (8) 70VA を超え 80VA 以下のもの <input type="radio"/> (9) 80VA を超え 90VA 以下のもの <input type="radio"/> (10) 90VA を超え 100VA 以下のもの <input type="radio"/> (11) 100VA を超え 200VA 以下のもの <input type="radio"/> (12) 200VA を超え 300VA 以下のもの <input type="radio"/> (13) 300VA を超え 400VA 以下のもの <input type="radio"/> (14) 400VA を超えるもの	32VA(50Hz) 30VA(60Hz)
<input type="radio"/> 定格周波数(変圧器を有するものの場合に限る)	<input checked="" type="radio"/> ① 50Hz のもの <input type="radio"/> (2) 60Hz のもの	50/60Hz
<input type="radio"/> 交流用端子	<input type="radio"/> (1) あるもの <input checked="" type="radio"/> (2) ないもの	
<input type="radio"/> 直流定格電圧	<input type="radio"/> (1) 15V 以下のもの <input checked="" type="radio"/> (2) 15V を超え 30V 以下のもの <input type="radio"/> (3) 30V を超え 60V 以下のもの <input type="radio"/> (4) 60V を超えるもの	24V
<input type="radio"/> 変圧器	<input checked="" type="radio"/> ① あるもの <input type="radio"/> (2) ないもの	
<input type="radio"/> 変圧器の巻線の絶縁の種類	<input type="radio"/> (1) A 種のもの <input checked="" type="radio"/> (2) E 種のもの <input type="radio"/> (3) B 種のもの <input type="radio"/> (4) F 種のもの <input type="radio"/> (5) H 種のもの <input type="radio"/> (6) その他のもの	Transformer Bobbin: Phenol Winding: PEW Outer and interlayer insulation: Polyester tapes
<input type="radio"/> 直流電圧の調整装置	<input type="radio"/> (1) あるもの <input checked="" type="radio"/> (2) ないもの	
<input type="radio"/> 回路の保護機構	<input checked="" type="radio"/> ① あるもの <input type="radio"/> (2) ないもの	On the primary circuit: Current fuse
<input type="radio"/> 器体スイッチ	<input type="radio"/> (1) あるもの <input checked="" type="radio"/> (2) ないもの	
器体スイッチの操作の方式	<input type="radio"/> (1) タンブラー式のもの <input type="radio"/> (2) 押しボタン式のもの <input type="radio"/> (3) ロータリー式のもの <input type="radio"/> (4) その他のもの	
器体スイッチの接点の材料	<input type="radio"/> (1) 銀のもの又は銀合金のもの <input type="radio"/> (2) 銅のもの又は銅合金のもの <input type="radio"/> (3) その他のもの	
<input type="radio"/> 外郭の材料	<input type="radio"/> ① 金属のもの <input checked="" type="radio"/> (2) 合成樹脂のもの <input type="radio"/> (3) その他のもの	Upper cover: ABS Bottom plate: Steel plate
<input type="radio"/> 用途	<input type="radio"/> ① 電池充電用のもの <input type="radio"/> (2) おもちゃ用のもの <input type="radio"/> (3) 自動車スタータ用のもの <input checked="" type="radio"/> (4) その他のもの	For general equipment and for battery charging
<input type="radio"/> 電源電線と器体との接続の方式	<input type="radio"/> (1) 直付けのもの <input checked="" type="radio"/> (2) 接続器利用のもの	
<input type="radio"/> 二重絶縁	<input type="radio"/> (1) 施してあるもの <input checked="" type="radio"/> (2) 施していないもの	

Notes for business operators (not needed for notification of business)

If input power changes in accordance with rated voltage and rated frequency, please circle each of the applicable classifications.

Please give attention to the difference between “超え” (higher or exceeding) and “以下” (not exceeding).

If both classifications are applicable, please circle both.

Decide the type of insulation by material.

If the “器体スイッチ” (main switch) is “ないもの” (not installed on the product), do not circle any option as it is not applicable.

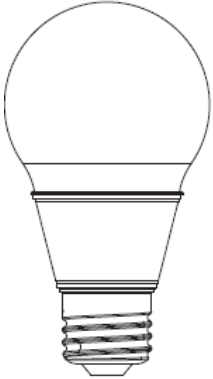
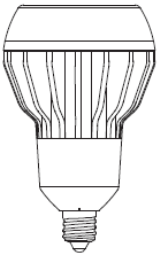

Circle the applicable one. If nothing is applicable, circle “その他のもの” (Others).

2.2.3 Point to Note during the Confirmation of Classification by Katashiki (Product Type)

(1) Difference between Classification by Katashiki(Product Type) and type designation of the manufacture

The classification by Katashiki(Product Type) that is necessary for the notification by the Act differs to the type designation specified by the manufacture, therefore, for example of LED lamp, even if caps and forms are different, LED lamps falling under the same qualification in terms of rated voltages and power consumption are categorized as the same Katashiki(Product Type), as shown in Table 6

Table 6 Example of Describing a Classification by Katashiki (Product Type) for a LED Lamp

<div style="border: 1px dashed red; padding: 5px; color: red; text-align: center;"> Even if caps and forms are different, LED lamps falling under the same qualification in terms of rated voltage and rated power consumption are categorized as the same Katashiki (product type). </div>		
		
<u>E26 Cap</u> 定格電圧(Rated voltage) 100V 定格消費電力 (Rated power consumption) 5.0W	<u>E11 Cap</u> 定格電圧(Rated voltage) 100V 定格消費電力 (Rated power consumption) 6.5W	<u>E17 Cap</u> 定格電圧(Rated voltage) 100V 定格消費電力 (Rated power consumption) 4.5W

Circle the applicable descriptive factor and classification.

品 名	型式の区分	
	要 素	区 分
エル・イー・ディー・ランプ	<input type="radio"/> 定格電圧	① 125V 以下のもの
		(2) 125V を超えるもの
	<input type="radio"/> 定格消費電力	① 10W 以下のもの
		(2) 10W を超えるもの

(2) Combination of Factors in Classification by Katashiki (Product Type)

In case of one descriptive factor only, the descriptive factor in the classification by Katashiki(Product Type) becomes the classification by Katashiki(Product Type). However, in case of more than one descriptive factors, it is necessary to categorize the classification by Katashiki(Product Type) with the combination of each descriptive factors in the classification by Katashiki(Product Type) (By Article 4 of the Ordinance for Enforcement of the Electrical Appliances and Materials Act).

For example, when a Electrical Appliances and Materials consists of the classification having 2 factors, 3 factors and 5 factors respectively, the combinations at least $2 \times 3 \times 5 = 30$ are possible for the classification of Katashiki(Product Type).

Regarding the application in case of the classification having multiple factors, an explanation follows, citing the example of classification of over-temperature control devices.

○ 温度過昇防止装置	① あるもの ② ないもの	
○ 温度過昇防止装置の種類	① バイメタル式のもの ② 温度ヒューズ式のもの ③ その他のもの	
○ 温度過昇防止装置の動作温度	(1) 100℃以下のもの (2) 100℃を超え 120℃以下のもの (3) 120℃を超え 140℃以下のもの ④ 140℃を超え 160℃以下のもの (5) 160℃を超え 180℃以下のもの ⑥ 180℃を超え 200℃以下のもの (7) 200℃を超え 220℃以下のもの (8) 220℃を超え 240℃以下のもの (9) 240℃を超え 260℃以下のもの (10) 260℃を超え 280℃以下のもの (11) 280℃を超え 300℃以下のもの (12) 300℃を超えるもの	Bimetallic type (145℃) Thermal fuse type (200℃)

The classification above is based on the following combination.

Bimetallic type (145℃)

Thermal fuse type (200℃)

When only considering what classifications are circled, the following combination is also possible and seems to be categorized as the same classification. However, as the combination of classifications for descriptive factors is different, the following combination is categorized as another classification.

Bimetallic type (200℃)

Thermal fuse type (145℃)

Therefore, as shown in the notes column above, it is recommended to specifically write down the combination of classifications for each descriptive factor to clarify the point.

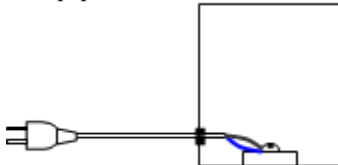
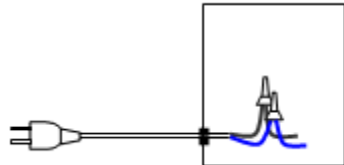
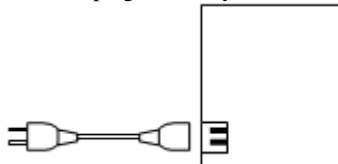
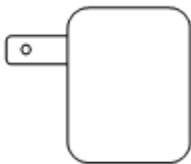
(3) Another noteworthy in the Factors

There are some more points to be noted in selecting classifications. As an example, regarding refrigerated and freezer display cases, some of the noteworthy descriptive factors for classification by Katashiki (product type) are shown in Table 7 below.

Table 7 Examples of Noteworthy Descriptive Factors for Classifications by Katashiki (Product Type)

Classifications by Katashiki (Product Type) of Refrigerated and Freezer Display Cases (Excerpt)

要素	区分	解説 (Explanations)
圧縮用電動機の種類	(1) 分相始動誘導電動機のもの (2) コンデンサー始動誘導電動機のもの (3) コンデンサー誘導電動機のもの (4) くま取りコイル誘導電動機のもの (5) 整流子電動機のもの (6) 3相誘導電動機のもの (7) その他のもの	1. When using two or more motors, each of them should be classified into applicable type. 2. “(2) コンデンサー始動誘導電動機” (capacitor start induction motors) include those that start up with a starting capacitor and operate with an operating capacitor. 3. “(3) コンデンサー誘導電動機のもの” (capacitor induction motors) include capacitor start induction motors equipped with a Hall element. 4. “(7) その他のもの” (others) include synchronous motors, brushless motors, stepping motors, etc. 5. A motor to which a positive thermistor is connected in parallel to an operating capacitor of capacitor induction motor should be classified as “その他のもの” (others).

圧縮用電動機 の極	(1) 2極のもの (2) 4極のもの (3) 6極のもの (4) 8極以上のもの	1. Those that can change poles should be classified for each number of poles. Pole-change motors include those that automatically change poles and those that require users to change poles from outside. 2. In the case of a motor with a magnetic rotor, such as a brushless motor, the number of poles refers to the number of magnetizers.
圧縮用電動機又は電磁振動器の巻線の絶縁の種類	(1) A種のもの (2) E種のもの (3) B種のもの (4) F種のもの (5) H種のもの (6) その他のもの	1. “電動機の巻線の絶縁の種類” (type of insulation of motor wiring) is comprehensively determined by motor wiring and insulators touching it (all insulators used for bobbins, grooves, lead wire, etc. (including those touching the iron core), excluding tapes, etc. just for preventing fraying), and the product should be classified into the category of the relevant insulator with lower maximum working temperature. 2. A combination of insulator physically made up by bonding different types of insulators, etc. should be classified into the category of the relevant insulator with lower maximum working temperature. However, when any of the insulators with higher maximum working temperature conforms to the standards by itself, the higher maximum working temperature may be applicable. 3. In the case of insulators categorized as “E種” (Type E) or above, their maximum working temperature must not be below the permissible maximum temperature prescribed for type of insulators in JIS C 4003 (1977) “Types of Electrical Appliances Insulation” (E種 (Type E): 120°C / B種 (Type B): 130°C / F種 (Type F): 155°C / H種 (Type H): 180°C)
電源電線と器体との接続の方式	(1) 直付けのもの (2) 接続器利用のもの	“電源電線と器体との接続の方式” (methods for connecting power line and equipment) refers to the methods for connecting the power line (power cable) and the equipment, and does not include the methods for connecting a code for a remote control. (1) “直付けのもの” (those connecting directly) refers to equipment equipped with a terminal post or a cable, etc. to which a terminal of the power line is connected directly. This includes the case where a power line is not attached to the equipment but is prepared separately and is connected to the terminal post within the equipment when installing the equipment.   (2) “接続器利用のもの” (those using a connector) refers to equipment that has an acceptor for a connector on its surface and uses a connector, such as an attachment plug for equipment with a power line, code connector body, or iron plug for the connection to the power line. Equipment that has a plug to directly connect to a socket outlet also includes.   (Note) Even in the case where the equipment is connected to the power line via a connector, if the line is connected inside the equipment or the connector is fully fastened to the back cover of the equipment, etc. and cannot be removed, such equipment should be included in “直付けのもの” (those connecting directly).
二重絶縁	(1) 施してあるもの (2) 施してないもの	“二重絶縁” (double insulation) refers to equipment, the whole body of which is double insulated. Equipment only partially double insulated should be categorized into “施してないもの” (not double insulated).

3. Notification of Businesses, etc.

When Electrical Appliances and Materials subject to control under the Electrical Safety Act are manufactured or imported, notification of the business and other operations is to be made or conducted on a manufacturer-by-manufacturer or importer-by-importer basis (by individual or juridical person) according to Ordinance of the Ministry of Economy, Trade and Industry. In particular, the following (i) to (vii) for the notification or the application is necessary as needed:

- | | |
|--|---------------|
| (i) Notification of business for Electrical Appliances and Materials | (see page30) |
| (ii) Notification of succession of business for Electrical Appliances and Materials | (see page 34) |
| (iii) Notification of change of the items in the notified business | (see page 36) |
| (iv) Notification of discontinuation of business for Electrical Appliances and Materials | (see page 38) |
| (v) Application for approval for abbreviation labeling | (see page 40) |
| (vi) Notification of registered-trademark labeling | (see page 42) |
| (vii) Application for exception approval of Electrical Appliances and Materials | (see page 44) |

It is necessary for the notifications of (i) to (iv) in case of Electrical Appliances and Materials exclusively for export.

<<Location for submitting notification or approval application documents>>

(i) to (iv)	<p>Regional Bureaus of Economy, Trade and Industry which has jurisdiction over the location of manufactures/factories, etc. of the notifier.</p> <p>However, when the plants or workplaces of the manufacturer , or the offices, workplaces, stores, or warehouses of the importer of the Electric appliances and materials falling into the same classification for the notification are located in districts under the jurisdiction of multiple Bureaus of Economy, Trade and Industry, the notification should be addressed to Product Safety Division, Industrial and Product Safety Policy Group, the Minister of Economy, Trade and Industry</p> <p>* In addition, manufactures must submit a copy of the form to the Directors of Bureaus of Economy, Trade and Industry that have jurisdiction over the districts (Article 45 of the Ordinance for Enforcement).</p>
(v) to (vii)	Product Safety Division, Industrial and Product Safety Policy Group, Ministry of Economy, Trade and Industry

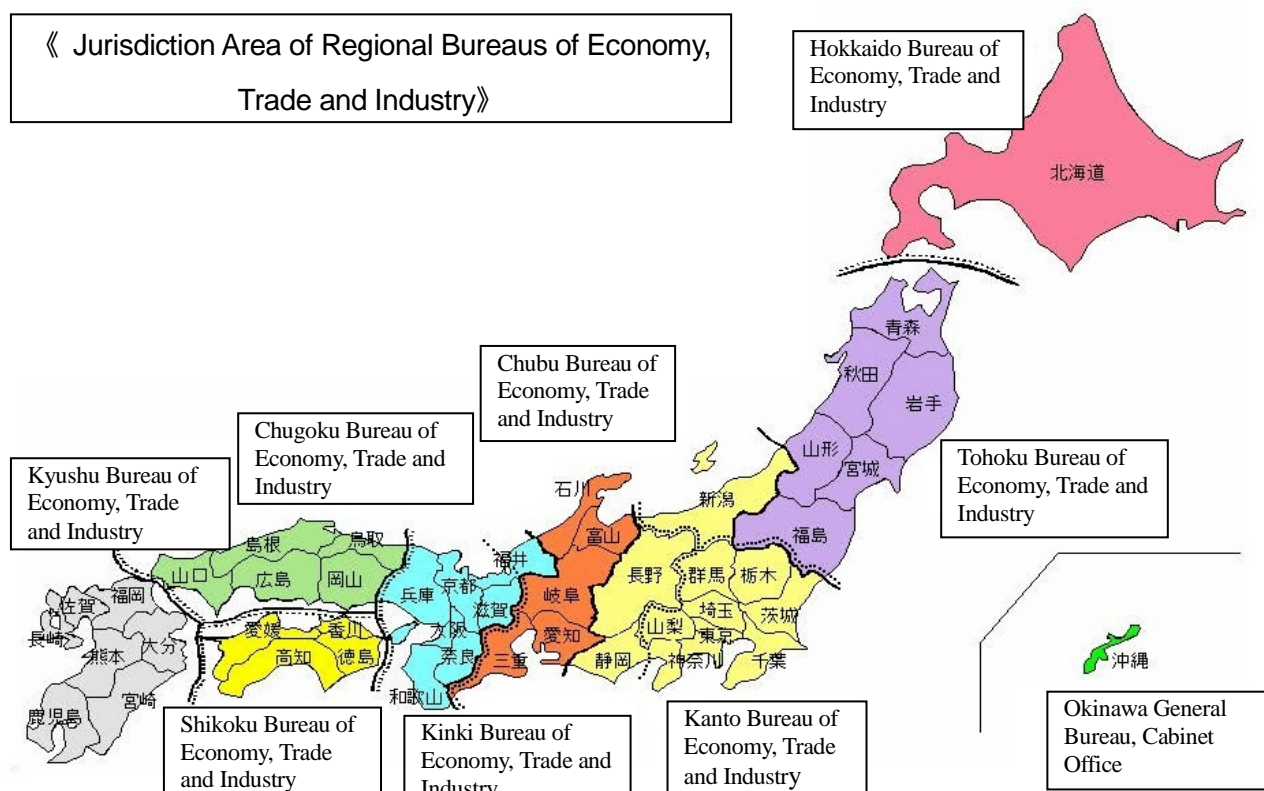
<<Submission Method>>

Submit by mail or hand.

* In case of the mail, to have a date stamp of receipt put on a copy of the notification form to keep a record of notification, please enclose the following with the original:

- Copy of the notification form
- Self-addressed envelope
- Postage stamp (put on the return envelope above)

《 Jurisdiction Area of Regional Bureaus of Economy,
Trade and Industry》



Bureaus of Economy, Trade and Industry	Section	Address	Contact (Direct Phone)
Hokkaido Bureau of Economy, Trade and Industry	Product Safety Office, Consumer Affairs Division, Industries Department	zip code 060-0808 No.1 Sapporo Government Office Building 1-1, North 8, West2, Kita-ku, Sapporo City, Hokkaido	011-709-1792
Tohoku Bureau of Economy, Trade and Industry	Product Safety Office, Consumer Affairs Division, Industries Department	zip Code 980-8403 Sendai Government Office Building 3-3-1, Honcho, Aoba-ku, Sendai City, Miyagi	022-221-4918
Kanto Bureau of Economy, Trade and Industry	Product Safety Office, Consumer Affairs Division, Industries Department	zip code 330-9715 Saitamashintoshin Godo-chosya No.1 1-1, Shintoshin Chuo-ku, Saitama City, Saitama	048-600-0409
Chubu Bureau of Economy, Trade and Industry	Product Safety Office, Consumer Affairs Division, Industries Department	zip code 460-8510 2-5-2, Sannomaru, Naka-ku, Nagoya City, Aichi	052-951-0576
Kinki Bureau of Economy, Trade and Industry	Product Safety Office, Consumer Affairs Division, Industries Department	zip code 540-8535 No.1 Joint Government Building 1-5-44, Ohtemae, Chuo-ku, Osaka, City, Osaka	06-6966-6098
Chugoku Bureau of Economy, Trade and Industry	Product Safety Office, Consumer Affairs Division, Industries Department	zip code 730-8531 No.1 Joint Government Building 6-30, Kamihatchobori, Naka-ku, Hiroshima City, Hiroshima	082-224-5671
Shikoku Bureau of Economy, Trade and Industry	Product Safety Office, Consumer Affairs Division, Industries Department	zip code 760-8512 Takamatsu Sunport National Government Building 3-33, Sunport, Takamatsu City, Kagawa	087-811-8526
Kyushu Bureau of Economy, Trade and Industry	Product Safety Office, Consumer Affairs Division, Industries Department	zip code 812-8546 Fukuoka Joint Government Building 2-11-1, Hakataekishigashi, Hakata-ku, Fukuoka City, Fukuoka	092-482-5523
Okinawa General Bureau, Cabinet Office	Commerce and Distribution Division, Economy, Trade and Industry Department	zip code 900-0006 No.2 Naha Second Joint Government Office Building 2-1-1, Omoromachi, Naha City, Okinawa	098-866-1731

3.1. Notification of the Commencement of Business for Manufacturing (Importing) Electrical Appliances and Materials

When manufacturing or importing Electrical Appliances and Materials subject to control under the Act is commenced, notification of the business must be made on a manufacturer-by-manufacturer or importer-by-importer basis (by individual or juridical person) in accordance with the Electrical Appliance and Material classification specified by Ordinance of the Ministry of Economy, Trade and Industry.

1	Basis the Act and related regulations	Articles 3 of the Electrical Appliances and Materials Safety Act Articles 3 and 45 of the Ordinance for Enforcement of the Electrical Appliances and Materials Safety Act
2	Deadline for notification	Within 30 days from the date of commencement of the business.
3	Forms used	Form 1 of the Ordinance for Enforcement of the Electrical Appliances and Materials Safety Act * The paper size is A4 (JIS).
4	Matters to be notified	Refer to Description example 1 and 2.
5	Destination(Address)	Relevant Regional Bureau of Economy, Trade and Industry in principle (Address: Director of the Bureau of Economy, Trade and Industry) When the manufacturer or the offices, are located in districts under the jurisdiction of multiple Regional Bureaus of Economy, Trade and Industry, address to Product Safety Division, Industrial and Product Safety Policy Group, Ministry of Economy, Trade and Industry. * In addition, manufactures must submit a copy of the form to the Directors of Bureaus of Economy, Trade and Industry that have jurisdiction over the districts (Article 45 of the Ordinance for Enforcement).
6	Submission method	Submit by mail or hand. * To have a date stamp of receipt put on a copy of the notification form to keep a record of notification, enclose the following with the original: • Copy of the notification form • Self-addressed envelope • Postage stamp (put on the return envelope above)

- The notification should be submitted within 30 days after the commencement of the business.
Please note that the date of commencement of the business refers to the date when Electrical Appliances and Materials were manufactured (completed) or when they were imported to Japan, but may be the date when preparation for the business was made or when some internal decision was made about the commencement.
- For the item No.2 of the Example 1 of the format for Notification of Business, please choose the appropriate classification of Electrical Appliances and Materials from Table 2 (page 18), not the name of Electrical Appliances and Materials from the list of Electrical Appliances and Materials.
- After the notification of business for manufacturing in Japan, and then those Electrical Appliances and Materials are manufactured for export and again they are imported, the notification of business for importing is newly necessary for them. (it is the same, when they newly started the manufacturing business in Japan in addition to importing business)
- With the exception of the foreign company that has completed register of foreign company under the Company Law, no foreign juridical person shall conduct the Notification of Import Business; provided, however, that, this shall not apply to any individual who lives in Japan.

Example 1: Notification of Business for Manufacturing Electrical Appliances and Materials

様式第1 (第3条関係) *(Description examples are italicized.)*

電気用品製造事業届出書

〇〇年〇〇月〇〇日

〇〇経済産業局長 殿

Describe the address, the trade name and the name of representative, as registered.

Address to Director of Bureaus of Economy, Trade and Industry.
When manufacturing plants are located in districts under the jurisdictional of multiple Bureaus of Economy, Trade and industry, it should be addressed to the Minister of Economy, Trade and Industry.

東京都千代田区霞が関〇丁目△番×号
PSE株式会社
代表取締役 電安 太郎

Registered corporate stamp and president's stamp are not necessary

電気用品安全法第3条の規定により、次のとおり届け出ます。

1. 事業の開始の年月日 〇〇年〇〇月〇日

Notification must be filed within 30 days after the date of the commencement of the business.

2. 製造する電気用品の区分 電子応用機械器具

Notification must be filed for each of the classifications of Electrical Appliances and Materials

3. 当該電気用品の型式の区分 別紙のとおり

Names of Electrical Appliances and Materials and classifications by Katashiki (product type) may be compiled into a table as an Attachment. If the relevant products are categorized into a single classification, multiple names may be listed and a table of classification by Katashiki (product type) may be prepared as an Attachment.

4. 当該電気用品を製造する工場又は事業場の名称及び所在地

(1) 本社工場 東京都千代田区霞が関〇丁目△番□号

(2) 〇〇工場 〇〇県□□市◇◇丁目△番□号

Need to describe the name and address with regard to all manufacturing plants.

5. 専ら輸出するための当該電気用品の製造の事業を行おうとする者にあつては、その旨

なし

In the case that a Notifying Supplier intends to sell the products in Japan, fill here with the Japanese character of "なし". If the products are only for export (not for sale in Japan), write to effect that the products are only solely for export (Article 4 of the Order for Enforcement of the Electrical Appliances and Materials Safety Act)

連絡先: 品質保証部 電安 二郎 電話: 03-3501-△△△△

Describe contact information (name of the person in charge, telephone numbers, etc.) in the margin.

Example 2: Notification of Business for Importing Electrical Appliances and Materials

様式第 1 (第 3 条関係) *(Description examples are italicized.)*

電気用品輸入事業届出書

〇〇年〇〇月〇〇日

〇〇経済産業局長 殿

Describe the address, the trade name and the name of representative, as registered.

Address to Director of Bureaus of Economy, Trade and Industry.
When manufacturing plants are located in districts under the jurisdictional of multiple Bureaus of Economy, Trade and industry, it should be addressed to the Minister of Economy, Trade and Industry.

東京都千代田区霞が関〇丁目△番×号
PSE株式会社
代表取締役 電安 太郎

Registered corporate stamp and president's stamp are not necessary

電気用品安全法第 3 条の規定により、次のとおり届け出ます。

1. 事業の開始の年月日 〇〇年〇〇月〇日

Notification must be filed within 30 days after the date of the commencement of the business.

2. 輸入する電気用品の区分 電子応用機械器具

Notification must be filed for each of the classifications of Electrical Appliances and Materials.

3. 当該電気用品の型式の区分 別紙のとおり

Names of Electrical Appliances and Materials and classifications by Katashiki (product type) may be compiled into a table as an Attachment. If the relevant products are categorized into a single classification, multiple names may be listed and a table of classification by Katashiki (product type) may be prepared as an Attachment.

4. 当該電気用品の製造事業者の氏名又は名称及び住所
ABC Corp.
No. X, A RD., Los Angeles, CA, USA
当該電気用品を製造する工場又は事業場の名称及び所在地
ABC Electronics Corp.
No. Y, B ST., San Francisco, CA, USA

Need to describe the name and address with regard to all manufacturing plants in English

5. 専ら輸出するための当該電気用品の輸入の事業を行おうとする者にあつては、その旨
なし

In the case that a Notifying Supplier intends to sell the products in Japan, fill here with the Japanese character of "なし". If the products are only for export (not for sale in Japan), write to effect that the products are only solely for export (Article 4 of the Order for Enforcement of the Electrical Appliances and Materials Safety Act)

連絡先：品質保証部 電安 二郎 電話：03-3501-△△△△

Describe contact information (name of the person in charge, telephone numbers, etc.) in the margin.

Attachment: Table of Classifications by Katashiki (Product Type) (Example)

Classifications by Katashiki (Product Type): Electronic appliances Name of the Electrical Appliance or Material: Television receivers				
電気用品名の型式の区分 (Classifications by Katashiki (product type) of the Electrical Appliance or Material)		機種名(型式番号等) (Name of the Katashiki (product type) (model, etc.))		
要素	区分	AAA	BBB	CCC
定格電圧	(1)125V 以下のもの	●	●	●
	(2)125V を超えるもの			
形状	(1)携帯用のもの			
	(2)その他のもの	●	●	●
表示素子の種類	(1)ブラウン管のもの			
	(2)液晶のもの	●	●	
	(3)プラズマのもの			●
	(4)その他のもの			
表示素子の寸法 (直視型のブラウン管の場合に限る。)	(1)37.5cm 以下のもの			
	(2)37.5cm を超え 52.5cm 以下のもの			
	(3)52.5cm を超え 72.5cm 以下のもの			
	(4)72.5cm を超えるもの			
電源スイッチ	(1)あるもの	●	●	●
	(2)ないもの			
電源電線と器体との接続方法	(1)直付けのもの	●		
	(2)接続器利用のもの		●	●
遠隔操作機構	(1)あるもの	●	●	●
	(2)ないもの			
二重絶縁	(1)施してあるもの	●	●	●
	(2)施してないもの			

* The table may be prepared in the forms of “Table 5 Example of Describing a Classification by Katashiki (Product Type) for a AC/DC Power Supply Unit (page 24)” or “Table 6 Example of Describing a Classification by Katashiki (Product Type) for a LED Lamp (page 25).”

Attachment: Table of Offices, Stores, and Warehouses for Import Business (Example)

<p>輸入の事業に係る事務所、店舗、倉庫一覧</p> <div style="border: 1px dashed red; padding: 10px; margin: 10px;"> <p>A document to be attached to the notification to the Minister of Economy, Trade and Industry in the case where offices, workplaces, stores, or warehouses for the import business are located in districts under the jurisdiction of multiple Bureaus of Economy, Trade and Industry</p> </div> <div style="text-align: right; margin-top: 10px;"> <p>○年○月○日 PSE株式会社</p> </div>	
名称	所在地
東京本社	東京都千代田区霞が関○丁目△番×号
北海道支社	札幌市北区北○条西△△△
九州支社	福岡市博多区○○△△
<div style="border: 1px dashed red; padding: 10px; margin-top: 10px;"> <p>The above is just an example. The details may be different depending on the content of the notification.</p> </div>	

3.2. Notification of the Succession of Business for Manufacturing (Importing) Electrical Appliances and Materials.

When the whole of the business is sold to someone else or there is a succession, merger, or company split resulting in the transfer of the content of the business notified under Article 3 to someone else, notification must be made under Article 4 of the Act.

1	Basis the Act and related regulations	Article 4 of the Electrical Appliances and Materials Safety Act Articles 5 and 45 of the Ordinance for Enforcement of the Electrical Appliances and Materials Safety Act
2	Deadline for notification	Without delay
3	Forms used	Ordinance for Enforcement of the Electrical Appliances and Materials Safety Act Form 2 * The paper size is A4 (JIS).
4	Matters to be notified	<ul style="list-style-type: none"> Refer to Description example 3 For others, see “Attached documents” below.
5	Destination(Address)	<p>Relevant Regional Bureau of Economy, Trade and Industry in principle (Address: Director of the Bureau of Economy, Trade and Industry)</p> <p>When the manufacturer or the offices, are located in districts under the jurisdiction of multiple Regional Bureaus of Economy, Trade and Industry, address to Product Safety Division, Industrial and Product Safety Policy Group, Ministry of Economy, Trade and Industry.</p> <p>** In addition, manufactures must submit a copy of the form to the Directors of Bureaus of Economy, Trade and Industry that have jurisdiction over the districts (Article 45 of the Ordinance for Enforcement).</p>
6	Submission method	<p>Submit by mail or hand.</p> <p>* To have a date stamp of receipt put on a copy of the notification form to keep a record of notification, enclose the following with the original:</p> <ul style="list-style-type: none"> Copy of the notification form Self-addressed envelope Postage stamp (put on the return envelope above)

Attached documents

Attach the following documents to the notification of the succession of business.
Note that company seal or president’s seal are necessary.

Reason for succession		Form(s) to be attached	Written evidence of fact
(1) Sale of business		Form 3 (Certificate of Transfer of Business for Manufacturing (Importing) Electrical Appliances and Materials)	Copy of business sales agreement
(2) Succession	Succession based on consent of all of two or more successors	Form 4 (Certificate of Consent for Succession of Manufacturer (Importer) of Electrical Appliances and Materials)	(i) Extract of family register (ii) Written consent of successors, etc.
	Other succession	Form 5 (Certificate of Succession of Manufacturer (Importer) of Electrical Appliances and Materials)	Extract of family register
(3) Merger			Certificate of registered matters of corporate resulting in the transfer of the status of the business notified by merger (company split)
(4) Company split		Form 5-2 (Certificate of Succession of Business for Manufacturing (Importing) Electrical Appliances and Materials)	

Example 3: Notification of Succession of Business for Manufacturing Electrical Appliances and Materials

様式第2(第5条関係) *(Description examples are italicized.)*

電気用品製造(輸入)事業承継届出書

〇〇経済産業局長 殿

Address to Director of Bureaus of Economy, Trade and Industry. When manufacturing plants are located in districts under the jurisdiction of multiple Bureaus of Economy, Trade and Industry, it should be addressed to the Minister of Economy, Trade and Industry.

Describe the address, the trade name and the name of representative, as registered.

東京都千代田区霞が関〇丁目△番×号
PSE株式会社
代表取締役 電安 太郎

Registered corporate stamp and president's stamp are not necessary

〇〇年〇〇月〇〇日

Notification needs to be filed after the succession of business, without delay.

電気用品安全法第4条第2項の規定により、次のとおり届け出ます。

承継の原因	合併のため	
被承継者に関する事項	住 所	東京都渋谷区西原〇丁目△番×号
	氏名(名称及び代表者の氏名)	〇〇〇株式会社 代表取締役 内戸 一郎
	製造(輸入)事業届出の年月日	〇〇年〇〇月〇〇日
	製造(輸入)する電気用品の区分	電子応用機械器具
	当該電気用品の型式の区分	別紙1のとおり
	当該電気用品を製造する工場又は事業場の名称及び所在地(輸入の事業を行う者にあつては、当該電気用品の製造事業者の氏名又は名称及び住所並びに当該電気用品を製造する工場又は事業場の名称及び所在地)	別紙2のとおり

Notification must be filed for each of the classifications of Electrical Appliances and Materials you manufacture or import

連絡先: 品質保証部 電安 二郎 電話: 03-3501-△△△△

Describe contact information (name of the person in charge, telephone numbers, etc.) in the margin.

Attach the documents regarding the succession of business. (See table under the previous page)

3.3. Notification of Change of the Items in the Notified Business

When a change is made to any of the following items disclosed (items of Article 3, paragraph (1) of the Act), notification of change of the items in the notified business must be made on a manufacture-by-manufacture or import-by-import basis and for each classification of Electrical Appliances and Materials.

- Name or trade name and address, and in the case of a juridical person, the name of the representative⁸
- Classification by Katashiki (product type) of the relevant Electrical Appliances and Materials as specified by Ordinance of the Ministry of Economy, Trade and Industry
- Name and location of the plant or workplace where said Electrical Appliances and Materials are manufactured (in the case of persons engaged in importing Electrical Appliances and Materials, the name or trade name and address of the manufacturer of the Electrical Appliances and Materials)

1	Basis the Act and related regulations	Article 5 of the Electrical Appliances and Materials Safety Act Articles 6 and 45 of the Ordinance for Enforcement of the Electrical Appliances and Materials Safety Act
2	Deadline for notification	Without delay
3	Forms used	Form 6 of the Ordinance for Enforcement of the Electrical Appliances and Materials Safety Act * The paper size is A4 (JIS).
4	Matters to be notified	• Refer to Description example 4
5	Destination(Address)	Relevant Regional Bureau of Economy, Trade and Industry in principle (Address: Director of the Bureau of Economy, Trade and Industry) When the manufacturer or the offices, are located in districts under the jurisdiction of multiple Regional Bureaus of Economy, Trade and Industry, address to Product Safety Division, Industrial and Product Safety Policy Group, Ministry of Economy, Trade and Industry * In addition, manufactures must submit a copy of the form to the Directors of Bureaus of Economy, Trade and Industry that have jurisdiction over the districts (Article 45 of the Ordinance for Enforcement).
6	Submission method	Submit by mail or hand. * To have a date stamp of receipt put on a copy of the notification form to keep a record of notification, enclose the following with the original: <ul style="list-style-type: none"> • Copy of the notification form • Self-addressed envelope • Postage stamp (put on the return envelope above)

In the case of reissue of the certificate for term expiration, the notification of change is not required, unless otherwise provided for any change of the items in the notified business.

⁸ In the case of a change of the representative (president) of a juridical person, which is specified as a minor change in the Ordinance for Enforcement, notification of the change of the name of the president alone need not be made.

Example 4: Notification of Change of the Items in the Notified Business (in the case of import)

様式第6(第6条関係) *(Description examples are italicized.)*

事業届出事項変更届出書

〇〇年〇〇月〇〇日

〇〇経済産業局長 殿

Describe the address, the trade name and the name of representative, as registered.

東京都千代田区霞が関〇丁目△番□号
PSE株式会社
代表取締役 電安 太郎

Address to Director of Bureaus of Economy, Trade and Industry.
When manufacturing plants are located in districts under the jurisdictional of multiple Bureaus of Economy, Trade and industry, it should be addressed to the Minister of Economy, Trade and Industry.

Registered corporate stamp and president's stamp are not necessary

電気用品安全法第5条の規定により、次のとおり届け出ます。

1. 変更の内容

(1) 本社住所の変更
(旧)住所：東京都千代田区霞が関〇丁目△番×号
(新)住所：東京都千代田区霞が関〇丁目△番□号

(2) 輸入する電気用品「テレビジョン受信機」の型式の区分の追加
別紙のとおり

Describe whether to manufacture or import

(3) 当該電気用品を製造する工場又は事業場の名称及び所在地の変更
(旧)名称及び所在地：ABC Electronics Corp.
No. Y, B ST., San Francisco, CA, USA
(新)名称及び所在地：ABC Electronics KE
1234 Example avenue, Example City, Kingdom of Examples 654321

2. 変更の年月日
〇〇年〇月〇日(本社の住所変更の場合は登記上の日付とする)

3. 変更の理由
本社の移転及び輸入する電気用品「テレビジョン受信機」(電気用品の区分「電子応用機械器具」)に新規型式の区分が発生し、製造工場を変更したため。

連絡先：品質保証部 電安 二郎 電話：03-3501-△△△△

Describe contact information (name of the person in charge, telephone numbers, etc.) in the margin.

3.4. Notification of Discontinuation of Business for Manufacturing (Importing) Electrical Appliances and Materials

When there is no likelihood of manufacturing (importing) business in the future, notification of discontinuation must be made.

1	Basis the Act and related regulations	Article 6 of the Electrical Appliances and Materials Safety Act Articles 8 and 45 of the Ordinance for Enforcement of the Electrical Appliances and Materials Safety Act
2	Deadline for notification	Without delay
3	Forms used	Form 7 of the Ordinance for Enforcement of the Electrical Appliances and Materials Safety Act * The paper size is A4 (JIS).
4	Matters to be notified	<ul style="list-style-type: none"> Refer to Description example 5
5	Destination(Address)	<p>Relevant Regional Bureau of Economy, Trade and Industry in principle (Address: Director of the Bureau of Economy, Trade and Industry)</p> <p>When the manufacturer or the offices, are located in districts under the jurisdiction of multiple Regional Bureaus of Economy, Trade and Industry, address to Product Safety Division, Industrial and Product Safety Policy Group, Ministry of Economy, Trade and Industry.</p> <p>* In addition, manufactures must submit a copy of the form to the Directors of Bureaus of Economy, Trade and Industry that have jurisdiction over the districts (Article 45 of the Ordinance for Enforcement).</p>
6	Submission method	<p>Submit by mail or hand.</p> <p>* To have a date stamp of receipt put on a copy of the notification form to keep a record of notification, enclose the following with the original:</p> <ul style="list-style-type: none"> Copy of the notification form Self-addressed envelope Postage stamp (put on the return envelope above)

Example 5: Notification of Discontinuation of Business for Manufacturing Electrical Appliances and Materials

様式第 7 (第 8 条関係) *(Description examples are italicized.)*

電気用品製造(輸入)事業廃止届出書

〇〇年〇〇月〇〇日

〇〇経済産業局長 殿

Describe the address, the trade name and the name of representative, as registered.

東京都千代田区霞が関〇丁目△番
PSE株式会社
代表取締役 電安 太郎

Address to Director of Bureaus of Economy, Trade and Industry.
When manufacturing plants are located in districts under the jurisdictional of multiple Bureaus of Economy, Trade and industry, it should be addressed to the Minister of Economy, Trade and Industry.

Registered corporate stamp and president's stamp are not necessary

電気用品安全法第 6 条の規定により、次のとおり届け出ます。

1. 製造事業届出の年月日

〇〇年〇月〇日

Notification needs to be filed after the discontinuation of business, without delay.

2. 製造する電気用品の区分

電子応用機械器具

Notification must be filed for each of the classifications of electrical appliances and

3. 廃止の年月日

□□年□月□日

連絡先: 品質保証部 電安 二郎 電話: 03-3501-△△△△

Describe contact information (name of the person in charge, telephone numbers, etc.) in the margin.

3.5. Application for Approval for Abbreviation Marking

It is stipulated that the full name of the notifying manufacturer (importer) must be shown in the vicinity of the PSE mark under Article 10 of the Act, however it is possible to use the abbreviation marking instead of the full name of the notifying supplier.

In particular, an abbreviation may be used instead of the name of the notifying supplier by applying for approval for marking with an abbreviation, when the application is approved. (A certificate of approval is sent by mail).

1	Basis the Act and related regulations	Article 10 of the Electrical Appliances and Materials Safety Act Article 17 of the Ordinance for Enforcement of the Electrical Appliances and Materials Safety Act
2	Requirements for application	The applicant must be a notifying supplier. Make notification for each classification of Electrical Appliances and Materials.
3	Forms used	Form 9 of the Ordinance for Enforcement of the Electrical Appliances and Materials Safety Act * The paper size is A4 (JIS).
4	Matters to be notified	<ul style="list-style-type: none"> Refer to Description example 6
5	Destination(Address)	Address: Minister of Economy, Trade and Industry; Destination: Product Safety Division, Industrial and Product Safety Policy Group, Ministry of Economy, Trade and Industry * If notification of the business has been made to a Regional Bureau of Economy, Trade and Industry, apply for approval for use of an abbreviation with the Ministry of Economy, Trade and Industry.
6	Submission method	Submit by mail or hand. <ul style="list-style-type: none"> Self-addressed envelope Postage stamp (put on the return envelope above)

- As a rule, a notifying supplier cannot be assigned more than one abbreviation.
- An abbreviation must be a short name of the trade name and be easily associated with the notifying supplier.
- Hiragana, Katakana, Kanji, letters, and numbers can be used for an abbreviation. The abbreviation of (株), which is a short form of “Co. Ltd.” in Japanese, can be used without approval for it.
- It must be noted that a process for the approval for the marking with abbreviation takes a time to compare with the process of the approval of the notification of registered-trademark marking. To make review process smoothly, please attach a copy of the notification of the classification of Electrical Appliances and Materials, if any.
- A certificate of the approval cannot be reissued, so you should keep it properly.
- Application of approval for abbreviation marking is required by each classification by Katashiki (Product Type), but there is no classification for importing business or manufacture business. And also, it is not necessary to make notification of discontinuation of business for the abbreviation marking.
- In case of the succession of business, the abbreviation marking of the inherited company is only being validity.

Example 6: Application of Approval for Abbreviation Marking

様式第 9 (第 1 7 条関係)

(Description examples are italicized.)

経済産業大臣 殿

略称表示承認申請書

〇〇年〇〇月〇〇日

The application should be addressed to the Minister of Economy, Trade and Industry.

Describe the address, the trade name and the name of representative, as registered.

東京都千代田区霞が関〇丁目△番
A B C 株式会社
代表取締役 電安 太郎

印

Representative's signature or registered corporate stamp will be acceptable

電気用品安全法施行規則第 1 7 条第 3 項の規定により届出事業者の氏名又は名称に代えて略称を表示することについて承認を受けたいので、次のとおり申請します。

電気用品の区分	略称に代える事項	略称
電子応用機械器具	A B C 株式会社	A B C
交流用電気機械器具		
合成樹脂系絶縁電線類		
配線器具		

連絡先：品質保証部 電安 二郎 電話：03-3501-△△△△

Describe contact information (name of the person in charge, telephone numbers, etc.) in the margin.

3.6. Notification of Registered-Trademark Marking

It is stipulated that the full name of the notifying manufacturer (importer) must be shown in the vicinity of the PSE mark under Article 10 of the Act, however, a registered trademark may be used instead of the name (trade name) of the manufacturer (importer).

In particular, before use of a registered trademark, submit the Notification of Registered-trademark Marking to the Minister of Economy, Trade and Industry after notification of the business.

1	Basis the Act and related regulations	Article 10 of the Electrical Appliances and Materials Safety Act Article 17 of the Ordinance for Enforcement of the Electrical Appliances and Materials Safety Act
2	Deadline for notification	After notification of business is made and before a registered trademark is used
3	Forms used	Form 10 of the Ordinance for Enforcement of the Electrical Appliances and Materials Safety Act * The paper size is A4 (JIS).
4	Matters to be notified	<ul style="list-style-type: none"> • Refer to Description example 7 • For others, see “Attached documents” below.
5	Destination(Address)	Address: Minister of Economy, Trade and Industry; Destination: Product Safety Division, Industrial and Product Safety Policy Group, Ministry of Economy, Trade and Industry
6	Submission method	Submit by mail or hand. * To have a date stamp of receipt put on a copy of the notification form to keep a record of notification, enclose the following with the original: <ul style="list-style-type: none"> • Copy of the notification form • Self-addressed envelope • Postage stamp (put on the return envelope above)

Attached documents

Please attach the following documents.

1	Either one copy of the notification of registration of the trademark, the register, or the trademark registration certificate (with the registration number included).
2	Trademark Gazette (copy of the page including the registered trademark)
3	A copy of the document showing the classification of Electrical Appliances and Materials to be notified. * It may helpful to confirm smoothly that you are a notifying supplier, but if you do not have it, it not necessary.

- In notifying registered trade marking, submit notifications of the products designated for the registered trade mark by each Classification by Katashiki (product type) of Electrical Appliances and Materials. There is no distinction between manufacturing business and importing business. And also, it is not necessary to make notification of discontinuation of business for the registered trade marking.
- Please pay attention to the valid period of registered trademarks.

Example 7: Notification of Registered-trademark Marking

様式第 10(第 17 条関係)

(Description examples are italicized.)

登録商標表示届出書

〇〇年〇〇月〇〇日

経済産業大臣 殿

The notification should be addressed to the Minister of Economy, Trade and Industry.

Describe the address, the trade name and the name of representative, as registered.

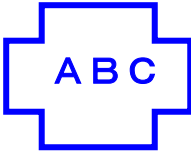
東京都千代田区霞が関〇丁目△番

ABC株式会社

代表取締役 電安 太郎

Registered corporate stamp and president's stamp are not necessary

電気用品安全法施行規則第 17 条第 3 項の規定により届出事業者の氏名又は名称に代えて登録商標を表示することについて次のとおり届け出ます。

電気用品の区分	登録商標に代える事項	登録商標
電子応用機械器具	ABC株式会社	
交流用電気機械器具		
合成樹脂系絶縁電線類		
配線器具		
		登録日 昭和〇年〇月〇日 登録番号 * * * * *

連絡先：品質保証部 電安 二郎 電話：03-3501-△△△△

Describe contact information (name of the person in charge, telephone numbers, etc.) in the margin.

Please attach the following documents:

- Either one copy of the notification of registration of the trademark, the register, or the trademark registration certificate (with the registration number included).
- Trademark Gazette (copy of the page including the registered trademark)
- A copy of the document showing the classification of Electrical Appliances and Materials (if any).

3.7. Application for Exception Approval of Electrical Appliances and Materials

Regardless of their conformity to Technical Requirements, Electrical Appliances and Materials for specific use can be manufactured or imported (Article 8, Paragraph 1 of the Act), or sold without a PSE Mark (Article 27, Paragraph 2 of the Act), by obtaining approval of the Minister of Economy, Trade and Industry as an exceptional case.

Specific cases are described in column 4 in the table below.

1	Basis the Act and related regulations	Article 8, paragraph (1) , Article 27, paragraph (2) and Article 43 of the Electrical Appliances and Materials Safety Act Articles 10 and 18 of the Ordinance for Enforcement of the Electrical Appliances and Materials Safety Act Review Requirements for Dispositions Made by the Minister of Economy, Trade and Industry Based on the Electrical Appliances and Materials Safety Act, etc.
2	Requirements for application	The applicant must be a notifying supplier (can be omitted for (iii) below). Make notification for each classification of Electrical Appliances and Materials.
3	Forms used	Form 8 of the Ordinance for Enforcement of the Electrical Appliances and Materials Safety Act * The paper size is A4 (JIS).
4	“Electrical Appliances and Materials which are used in a specific use” for which exception approval can be applied for	(i) Secondary lithium ion batteries (ii) Antique lights (iii) Vintage products (iv) Tourist models (v) Other products that satisfy review Requirements for exception approval including the following To apply for exception approval for these items, consult with the Ministry of Economy, Trade and Industry on a case-by-case basis. <ul style="list-style-type: none"> • A specially designed motor (a special protective system) is used in a certain machine tool. • Special design is introduced to install ceiling mounted type floor ducts (to omit watertight systems). • Design suitable for use of specifications of tumbler switches on control panels for studio lights is introduced (3-electrode type with a shorter distance between the electrodes). • A specially designed conduit (thin conduit) is used in a specific place.
5	Matters to be notified	<ul style="list-style-type: none"> • Refer to Description example 8 and 9.
6	Destination(Address)	Product Safety Division, Industrial and Product Safety Policy Group, Ministry of Economy, Trade and Industry (Minister of Economy, Trade and Industry).
7	Submission method	Submit by mail or hand. The application for approval must be accompanied by the following: <ul style="list-style-type: none"> • Self-addressed envelope. • Postage stamp (put on the return envelope above).

However, exception approval need not be applied for in the following cases:

- | |
|--|
| (i) When notifying suppliers, etc. manufacture or import Electrical Appliances and Materials exclusively for export (they are not sold in Japan) |
|--|

In this case, the fact that they are manufactured or imported exclusively for export must be stated in the notification of the business (item 5 of Form 1).

- | |
|---|
| (ii) When notifying suppliers manufacture or import Electrical Appliances and Materials on an OEM basis and export them directly to overseas sales offices of the brand |
|---|

When Electrical Appliances and Materials are sold in Japan but exclusively for export, the special provision for Electrical Appliances and Materials for export is applied.

- | |
|---|
| (iii) When Electrical Appliances and Materials manufactured or imported on consignment (OEM products) are sold to OEMs for export |
|---|

In this case, Electrical Appliances and Materials are sold in Japan between the business partners, but they are not sold to general consumers in Japan. Thus, the special provision for Electrical Appliances and Materials for export in Article 4 of the Order for Enforcement of the Act is applied.

However, if Electrical Appliances and Materials for export are sold as tourist models later, exception approval must be applied for.

- | |
|--|
| (iv) When notifying suppliers sell Electrical Appliances and Materials used as parts or materials for Electrical Appliances and Materials, such as electric or electronic equipment, for export to manufacturers, etc. |
|--|

Such Electrical Appliances and Materials are sold in Japan, but not sold to general consumers in Japan. As they are integrated into or packed with Electrical Appliances and Materials for export, “the special provision for Electrical Appliances and Materials for export” is applied.

(1) Tourist models

When products that conform to overseas standards are manufactured in or imported to Japan, and sold in Japan to foreign tourists or Japanese traveling abroad, such products are subject to exception approval.

If approval is obtained from the Minister of Economy, Trade and Industry, such Electrical Appliances and Materials are exempted from the obligation to conform to Technical Requirements and the obligation of marking, but notification of the business must be made.

For AC/DC Power Supply (AC/DC adapters, battery chargers, etc.) or power cord sets (a power plug, a power cord, and a power connector integrated into a unit) that are packed with Electrical Appliances and Materials and are sold as souvenirs for Japanese traveling abroad or foreign tourists, exception approval must be applied for separately from such Electrical Appliances and Materials.

For AC/DC Power Supply or power cord sets packed with personal computers or other products not subject to the Act, exception approval must be applied for as Electrical Appliances and Materials independent from such products.

For details about how to prepare an application for exception approval, refer to the following example of filling the form.

Example8: Filling the Form for Tourist Models Application for Exception Approval

様式第8(第10条、第18条関係)

電 気 用 品 例 外 承 認 申 請 書		年 月 日
経 済 産 業 大 臣 殿	住 所 氏 名 (名称及び代表者の氏名)	<div style="border: 1px dashed red; padding: 5px; display: inline-block;">Representative's signature or registered corporate stamp will be acceptable.</div> <div style="border: 1px solid yellow; width: 60px; height: 40px; display: inline-block; text-align: center; line-height: 40px;">印</div>

電 気 用 品 安 全 法 第 8 条 第 1 項 第 1 号 (第 2 7 条 第 2 項 第 1 号) の 承 認 を 受 け たい の で 、
次 の と お り 申 請 し ま す 。

When the applicant is a manufacturer or importer

When the applicant only engages in the sale of the product

- 1 電 気 用 品 の 品 名
[Points to note]
Describe specific names of the products, such as “その他の音響機器” (other audio equipment) and “電気がま” (electric rice cooker).
- 2 電 気 用 品 の 構 造 、 材 質 及 び 性 能 の 概 要
[Points to note]
For each model of the Electrical Appliances and Materials (name of the Katashiki (product type), model, etc.), describe the outline of (1) the structure, (2) material, and (3) performance. The following data for such description should be attached as attachments:
 - A photograph showing the appearance or an outline drawing for each of the applying models
 - A photograph showing the face plate or a diagram for each of the applying models
 - The outline of the function to stop at 100V, or a photograph showing the entirety of the code (including a code set) and the attachment plug loaded on the product body or the design drawing thereof
- 3 対 象 と な る 技 術 基 準
[Points to note]
Describe the name or number, etc. of foreign product safety standards, such as IEC and UL, etc. applicable to each model.

4 承認を申請する理由

[Points to note]

Describe the reasons based on the following purport:

- Said products are used for specified purposes (a model solely for Japanese traveling abroad or for souvenirs for foreign tourists (tourist model)).
- Said products conform to foreign product safety standards.
- Said products are sold in Japan on the premise that they are used solely in foreign countries.

5 用途

[Points to note]

Describe to the effect that the products are sold solely to Japanese traveling abroad or as souvenirs for foreign tourists.

The following data should be attached.

(i) Written pledge to sellers: Clearly describe that the products may be sold solely to Japanese traveling abroad or as souvenirs for foreign tourists and that the sale of the products for any other purpose violates the Act.

Ex.) Such requirements as to ask purchasers to present their passports and sell the products only to Japanese traveling abroad and foreign tourists who presented their passports. When employing other means, describe to that effect.

* When the business operator to which the written pledge is addressed and the applicant for exception approval are different, explain the relationships between them separately in another attachment, and attach a document to clarify the legal responsibilities.

(ii) Package marking: A sample or a diagram of the marking stating to the effect that “the product is for use in foreign countries, not conforming to national specifications” and a photograph or a diagram showing how the marking is indicated on a package

(iii) Product marking: In the case of a product with an attachment plug that can also be used in Japan (parallel form), attach the following data regarding product marking.

* A sample or a diagram of the marking stating to the effect that “the product is for use in foreign countries, not conforming to national specifications,” which is indicated in a place that can be seen easily on the front of the product body in a clear and distinctive manner, and a photograph or a diagram showing how the marking is indicated on a product body

In the case of a power code set being packed with equipment or when filing an application for a power code set itself, the product body refers to the power code set.

6 製造、輸入又は販売を予定する数量

[Points to note]

Write the number of each applying model that is planned to manufacture, import, or sell.
Irrespective of the number applied for, write monthly sales plans for around one year.

7 使用者が特定している場合は、その者の氏名又は名称及び使用の場所

[Points to note]

Describe such as “パスポートを携帯している日本人外国旅行者及び外国人観光客” (solely Japanese traveling abroad and foreign tourists who carry their passport with them).

8 届出の年月日及び電気用品の型式の区分

[Points to note]

For each applying model, write applicable classification by Katashiki (product type) and the date on which you filed a notification under the Act (including a notification under the Electrical Appliance and Material Control Law) regarding your business for manufacturing or importing products of the relevant Katashiki (product type).

(備考) 1 この用紙の大きさは、日本産業規格 A 4 とすること。

2 氏名を記載し、押印することに代えて、署名することができる。

連絡担当者 : (株)イロハ産業 ○○部 観光 花子
電話番号 : 03—1234—5678

Describe contact information (name of the person in charge, telephone numbers, etc.) in the margin.

(2) Secondary lithium ion batteries

Out of secondary batteries manufactured or imported on or after November 20, 2011, those that satisfy requirements in (a), (b), and (d) or (a), (c), and (d) below are subject to application for exception approval.

- (a) Secondary batteries manufactured in or imported to Japan for repair or replacement on or after November 20, 2011, to be mounted on equipment* manufactured or imported on or before November 19, 2011

* “Equipment” here refers to products, such as personal computers, digital cameras, and cellular phones, operated properly by secondary lithium ion batteries subject to control under the Act.

- (b) Secondary batteries for the equipment which is manufactured or imported on or before November 19, 2008, and confirmed to have reached a certain level of safety in the JIS or UL standards
- (c) Secondary batteries for the equipment which is manufactured or imported between November 20, 2008, and November 19, 2011, shall comply with the Ministerial Ordinance of Specifying Technical Requirements for Electrical Appliances and Material (excluding Paragraph 3 (11) and (12) in Appendix Table 9, when apply Interpretation of the Ministerial Ordinance to provide Technical Standards for Electrical Appliances and Material (商局 No.3, 20130605) as the harmonized standard). (test conditions for secondary batteries must be based on “ケ” of (1) of the reviewing criteria in accordance with proceeding of Minister of Economy based on the Electrical Appliance and Material Safety Act, etc.(商 No. 27, 20131220)).
- (d) Secondary batteries marked with the following information (such information must be shown in the packaging of the smallest unit of secondary batteries if they are too small to carry such information):
 - (i) Phrase to the effect that “本製品は、一定の条件の下、経済産業大臣の例外承認を受けた蓄電池であり、特定の機器の交換用以外には使用できません。” (“this is a secondary battery with exception approval obtained from the Minister of Economy, Trade and Industry under certain conditions, and can only be used for specific equipment”)
 - (ii) Name and other information, such as the product name and model, of the specific equipment notified at the time of application for approval

For more details about how to prepare an application for exception approval, refer to the following example of filling the form.

Example 9 Filling the Form for a Secondary Lithium Ion Battery for Application for Exception Approval

<p>様式第 8 (第 10 条関係)</p>	<p>電 気 用 品 例 外 承 認 申 請 書</p>	<p>年 月 日</p>
<p>経済産業大臣 殿</p>	<div style="border: 1px dashed red; padding: 5px; display: inline-block;"> <p>Representative's signature or registered corporate stamp will be acceptable</p> </div>	<div style="border: 1px solid red; width: 60px; height: 40px; display: flex; align-items: center; justify-content: center; margin: 0 auto;"> <p>印</p> </div>
<p>住 所 氏 名 (名称及び代表者の氏名)</p>		
<p>電気用品安全法第 8 条第 1 項第 1 号の承認を受けたいので、次のとおり申請します。</p>		
<p>1 電気用品の品名 リチウムイオン蓄電池</p>		
<p>2 電気用品の構造、材質及び性能の概要 別紙のとおり (See Attachment)</p>		
<p>3 対象となる技術基準 別紙のとおり (See Attachment)</p>		
<p>4 承認を申請する理由 別紙のとおり (See Attachment)</p>		
<p>5 用途 別紙のとおり (See Attachment)</p>		
<p>6 製造、輸入又は販売を予定する数量 別紙のとおり (See Attachment)</p>		
<p>7 使用者が特定している場合は、その者の氏名又は名称及び使用の場所 別紙のとおり (See Attachment)</p>		
<p>8 届出の年月日及び電気用品の型式の区分 別紙のとおり (See Attachment)</p>		
<p>(備考) 1 この用紙の大きさは、日本産業規格 A 4 とすること。 2 氏名を記載し、押印することに代えて、署名することができる。</p>		
<p>連絡担当者： (株)ABC電池 ○○部 経済 一郎 電話番号 ： 0 3—1 2 3 4—5 6 7 8</p>		
<div style="border: 1px dashed red; padding: 10px; margin: 0 auto; width: 80%;"> <p>Describe contact information (name of the person in charge, telephone numbers, etc.) in the margin.</p> </div>		

Entry Guideline for the 別紙 (Attachment)

「2 電気用品の構造、材質及び性能の概要」(2. Outline of the structure, material, and performance of the Electrical Appliances and Material)

Enter the outline of the structure, material, and performance (rated voltage, rated capacity, etc.) of the secondary lithium ion battery for which you file this application and the outline of equipment using such secondary lithium ion battery.

(*Explanations of the structure, material, and performance may be provided in the form of tables or charts.)

「3 対象となる技術基準」(3. Technical standard that is not satisfied)

Enter which of the following is applicable for the relevant secondary lithium ion battery.

◇平成20年11月19日以前に製造・輸入された機器の交換用のもの (Secondary lithium ion battery for replacement for equipment manufactured or imported on November 19, 2008 or before)

- ・ For cells, JIS C 8712 (2006) or UL1642 (Fourth Edition) prior to the revision on August 9, 2007
- ・ For batteries, JIS C 8712 (2006), UL2054 (Second Edition) prior to the revision on September 21, 2005, or Recommendations on the TRANSPORT OF DANGEROUS GOODS, Manual of Tests and Criteria, Fourth revised edition, UNITED NATIONS, (New York and Geneva, 2003)

◇平成20年11月20日から平成23年11月19日の期間中に製造・輸入された機器の交換用のもの (Secondary lithium ion battery for replacement for the equipment which is manufactured or imported between November 20, 2008, and November 19, 2011)

- ・ Provision prescribed in Appendix Table 9 (excluding 3(11) and (12)) of the Interpretation of the Ministerial Ordinance to provide Technical Standards for Electrical Appliances and Material (商局 No. 3, 20130605).

(in this case, with regard to the application of Table 1 and Table 2 of Annex 1 of Appendix Table 9 of the Interpretation of the Ministerial Ordinance to provide Technical Standards relating to secondary lithium ion batteries other than those for mobile electronic devices, testing conditions listed in Appendix Table 1 and Table 2 of the reviewing criteria in accordance with proceeding of Minister of Economy based on the Electrical Appliance and Material Safety Act, etc. (商 No. 27, 20131220) may apply.

And with regard to the application of Table 1 and Table 2 of Annex 1 of Appendix Table 9 (excluding the parts relating to Ministerial Ordinance to provide Technical Standards Appendix Table 9, 3(1), (4), and (5)) of the Interpretation of the Ministerial Ordinance to provide Technical Standards relating to secondary lithium ion batteries for mobile electronic devices, testing conditions listed in Appendix Table 1 and Table 2 of the reviewing criteria in accordance with proceeding of the Minister of Economy based on the Electrical Appliance and Material Safety Act, etc. may apply.)

「4 承認を申請する理由」(4. Reason for application for approval)

Enter which of the following is applicable for the relevant secondary lithium ion battery.

- ・ As it is a secondary lithium ion battery that is used for replacing an old one for equipment manufactured or imported on November 19, 2008, or before
- ・ As it is a secondary lithium ion battery that is used for replacing an old one for equipment manufactured or imported between November 20, 2008, and November 19, 2011

Also enter the Technical Standard (part) that the secondary lithium ion battery fails to satisfy and the reason therefore in an easy-to-understand manner.

「5 用途」(5. Intended use)

平成23年11月19日以前に製造・輸入された機器へ使用する交換用電池。

申請に係るリチウムイオン蓄電池を使用する機器(製品)一覧

蓄電池の型番 (Type No. of Battery)	機器の名称 (Product Category)	機器のメーカー名 (Name of Product Manufacture)	機器(製品)のモデル名 (Model No. of Product)

[Points to note]

Prepare a reference table of a list of equipment as shown above (a table may be prepared as an attachment). Also attach a photograph or a diagram (representing examples) showing that phrases to the effect that "this product is a secondary battery that has received exception approval from the Minister of Economy, Trade and Industry under certain conditions, and can only be used for specific equipment." and the names of specified equipment (product names and models) are indicated on the body of the secondary lithium ion battery (or if it is difficult to indicate such phrases on the battery body, on the packaging of the smallest unit thereof).

「6 製造、輸入又は販売を予定する数量」(6. Quantity to be manufactured, imported, or sold)

Enter the past sales (shipping performance) and the future (planned) quantity of the product to manufacture, import or sell.

(1) 過去1年間の販売実績又は出荷実績

蓄電池の型番	製品名称／モデル名等	販売実績(出荷実績)

(2)製造、輸入又は販売を予定する月別の予定数量(承認期間は最長1年間)

電池の型番	○ 月	○ 月	○ 月	○ 月	○ 月	○ 月	○ 月	○ 月	○ 月	○ 月	○ 月	合 計

「7 使用者が特定している場合は、その者の氏名又は名称及び使用の場所」(7. Where users are identified, their names and where they use the product)

Please be left blank if unspecified number of the user.

「8 届出の年月日及び電気用品の型式の区分」部分 (8. Date/Month/Year of the Notification and classification by Katashiki (Product Type), of Electrical Appliances and Material.

Please describe a notification content (Date/Month/Year of the classification by Katashiki(Product Type) of secondary Lithium Ion Battery

届出年月日	平成20年11月20日	
リチウムイオン蓄電池の型式の区分	単電池の形状	(1)円筒形のもの (2)角形のもの (3)その他のもの
	単電池の電解質の種類	(1)液体状のもの (2)その他のもの
	単電池の上限充電電圧	(1)4.25V 以下のもの (2)4.25V を超えるもの
	組電池の質量	(1)7 kg 以下のもの (2)7 kg を超えるもの
	電池ブロックの個数	(1)1 個のもの (2)2 個以上のもの
	過充電の保護機能	(1)組電池で制御するもの (2)組電池搭載機器又は充電器で制御するもの
	用途	(1)携帯機器用のもの (2)卓上機器用のもの (3)その他のもの

届出年月日	平成22年4月1日	
リチウムイオン蓄電池の型式の区分	単電池の形状	(1)円筒形のもの (2)角形のもの (3)その他のもの
	単電池の電解質の種類	(1)液体状のもの (2)その他のもの
	単電池の上限充電電圧	(1)4.25V 以下のもの (2)4.25V を超えるもの
	組電池の質量	(1)7 kg 以下のもの (2)7 kg を超えるもの
	電池ブロックの個数	(1)1 個のもの (2)2 個以上のもの
	過充電の保護機能	(1)組電池で制御するもの (2)組電池搭載機器又は充電器で制御するもの
	用途	(1)携帯機器用のもの (2)卓上機器用のもの (3)その他のもの

Other necessary reference materials to be attached

Other data, such as catalogues/documents showing compliance with the technical standards of the relevant secondary lithium ion battery and equipment using it.

(3)Antique lights

When antique lights, etc. are sold as Electrical Appliances and Materials after electric work such as replacement of power cords, sockets, etc., with new ones, exception approval for exemption from the obligation to conform to Technical Requirements in Article 8, paragraph (1) of the Act can be applied for.

The seller of the antique lights should satisfy the following requirements:

- (a) Some measure must be taken to let customers know the business has been approved by the Ministry of Economy, Trade and Industry (such as posting the certificate of approval obtained from the ministry in the store front (copies can be used if they have two or more stores)).
- (b) Some explanation must be given to let customers know that the antique lights without the PSE labeling or T mark required under the old Law should be handled with care, and the seller must attach an instruction manual containing warning.
- (c) The following items must be stored for three years:
 - (i) Color photographs of the product.
 - (ii) Evidence or certification to prove that the product was manufactured before the enactment of the Electrical Appliance and Material Control Law in November 1968, and that it is traded as an antique because of its value and scarcity.
 - (iii) Records of inspection similar to inspection stipulated in, Article 8, Paragraph 2 of Electrical Appliances and Materials Safety Act.
 - (iv) Sales records (including whether (b) above has been confirmed or not).

Antique lights, etc., refer to the products applicable to the following:

- (i) It falls under any of desk lights or other incandescent lamps, furniture with a light, or furniture with a receptacle outlet;
- (ii) It was manufactured before the enactment of the Electrical Appliance and Material Control Law in November 1968, and it is an antique designed mainly for decorative purposes, and;
- (iii) It is traded as a valuable, rare product (generally as a one-of-a-kind item).

(4) Vintage products

Among electric musical instruments, electronic musical instruments, audio equipments, photographic printers, photographic enlargers, photographic enlarger lamphouses, and movie projectors (hereinafter referred to as “electric instruments, etc. ”) in the List of Electric Instruments, etc., Related to Special Approval⁹, those of which the production have already been terminated, which cannot be substituted by other electric instruments, and which have high scarcity value, so called “vintage products,” can be sold without the PSE labeling or the upside-down triangle T mark required under the old Law.

The seller of the vintage products should satisfy the following requirements;

- (a) Some measure must be taken to let customers know that the business has been approved by the Ministry of Economy, Trade and Industry (such as posting the certificate of approval from the Ministry in the store front (copies can be used if there are two or more stores)).
- (b) Some explanation must be given to let customers know that the vintage products without the PSE labeling or T mark required under the old Law should be sold to the customer familiar with handling, and the seller must confirm that the customer get the hang of such products.
- (c) Sales records (including whether (b) above has been confirmed or not) must be stored.

⁹ See “List of Electric Instruments, etc., Related to Special Approval” at the following address:
https://www.meti.go.jp/policy/consumer/seian/denan/file/98_format/vintage_list.pdf

4. Obligation to Conform to Technical Requirements, etc. (Article 8 of the Act)

Notifying suppliers manufacturing or importing Electrical Appliances and Materials must fulfill the following obligations:

- Obligation to ensure that the Electrical Appliances and Materials conform to Technical Requirements in design process (Article 8, paragraph (1) of the Act)
- Obligation to conduct inspection and preserve results of such inspection in manufacturing process under Appendix Table 3 (inspection methods) of the Ordinance for Enforcement (Article 8, paragraph (2) of the Act)

For Specified Electrical Appliances and Materials, notifying suppliers must, in addition to self confirmation as described above, undergo conformity assessment by registered conformity assessment bodies for double-checking, and preserve certificates of conformity (Article 9, Paragraph (1) of the Act).

4.1. Obligation to Conform to Technical Requirements (Article 8, Paragraph (1) of the Act)

(1) Confirmation of applicable Technical Requirements

Notifying suppliers must decide appropriate applicable Technical Requirements for Electrical Appliances and Materials based on their names according to the Ministerial Ordinance Specifying Technical Requirements for Electrical Appliances and Materials (hereinafter referred to as the “Technical Requirements of Ministerial Ordinance”).

Technical Requirements correspond for all Electrical Appliances and Materials are stipulated as “Performance Provisions” in the Ministerial Ordinance of Technical Requirements from January 1, 2014, (see Annex 5 Structures of the Electrical Appliances and Materials Safety Act (Comparison Table of Act/ Order for Enforcement/ Ordinance for Enforcement) (underline area on pages 86~90) and Annex 7 Background of the Essential Requirements of Technical Requirements (See page 109)) and one of the technical standards that comply with the Essential Requirements are given in the Interpretation of Ministerial Ordinance Specifying Technical Requirements“(hereinafter referred to as the “Technical Requirements Ministerial Ordinance Interpretation”).

This Technical Requirements Ministerial Ordinance Interpretations are stipulated in Appendixes Tables 1 to 11 (previous Technical Standards defined by paragraph (1) of the Ministerial Ordinance) for all Electrical Appliances and Materials. For some Electrical Appliances and Materials, the standards based on IEC standards, etc. with some deviations considering our country’s distribution systems¹⁰, are stipulated in Appendix Table 12(previous Technical Standards defined by paragraph (2) of the Ministerial Ordinance). It is necessary to pay attention to the product which complies with the IEC standard, due to it may not comply with the standards in Appendix Table 12 since the standards in Appendix Table 12 have some deviations from the IEC standards.

Since Appendix Tables 1 to 11 and Appendix Table 12 in the Interpretation of the Ministerial Ordinance Specifying Technical Standards for Electrical Appliances and Materials are formed from independent standard systems, it is necessary to note that mix of the Technical Standard in ‘Appendixes Tables 1 to 11’ and ‘Appendix Table 12’ is not accepted as noted in Notice of Annex 6 (Explanation of Ministerial Ordinance of Technical Requirements (Notification) (Page 108)) unless the specific standard is referred in the individual standard(s) explicitly.

Refer to the following for the full text of the Interpretation of the Ministerial Ordinance Specifying Technical Standards for Electrical Appliances and Materials

<https://www.meti.go.jp/policy/consumer/seian/denan/act.html>

¹⁰ Because grounding outlets are not common in Japan, and the earthing system for electric power distribution lines is different between Japan (TT earthing system) and Europe (TN earthing system), it is necessary to ensure safety concerning Electrical Appliances and Materials. On the other hand, the standards for protection against electrical shocks have been eased because of the lower power supply voltage. These are the major reasons for these deviations (modifications).

.(2) Necessity of continuously maintaining conformity to Technical Requirements

The Ministerial Ordinance relating Technical Requirements, notification or notice, etc. is revised as needed to properly reflect technological advancement. Thus, by checking the latest Technical Standards in the related Act and regulations and the grace period of old standards, Electrical Appliances and Materials must always be manufactured or imported in conformity to proper Technical Standards.

Therefore, if design changes are made to Electrical Appliances and Materials, their conformity to Technical Requirements after such design changes must be checked in advance. When Electrical Appliances and Materials are imported, care must be taken to ensure that they conform to Technical Requirements as of the time of customs clearing and to avoid nonconformity to Technical Requirements.

(3) Accountability for Conformity to Technical Requirements.

All Electrical Appliances and Materials must conform to Technical Requirements. Manufacturers and importers may be asked to provide an explanation of their fulfillment of this obligation under Articles 45 (Collection of Reports) and 46 (On-site Inspections, etc.) of the Act. Thus, they must prepare in advance by, for example, establishing the method of confirming the conformity that is most easily manageable.

(4) Specific methods for fulfilling the obligation to conform to Technical Requirements.

Specific methods for fulfilling the obligation to conform to Technical Requirements include the following:

- (i) Notifying suppliers fulfill the obligation to conform to Technical Requirements by themselves.
- (ii) Notifying suppliers ask testing laboratories, foreign manufacturers (in the case of importers), etc. to assess conformity to Technical Requirements, and then confirm the test procedure or test results on their own legal responsibility. In this case, notifying suppliers assume final responsibility, and thus they must decide the control level properly.

(5) Storage of technical reports

In manufacturing or importing Electrical Appliances and Materials, the obligation to conform to Technical Requirements must be fulfilled continually. Thus, these technical reports must be stored not just for the duration of the business but also for an appropriate period to respond to Acts other than the Act, such as the Consumer Products Safety Act and the Product Liability (PL) Act.

(6) Electrical Appliances and Materials exempted from the obligation to conform to Technical Requirements.

When approval is obtained from the Minister of Economy, Trade and Industry for Electrical Appliances and Materials which are used in a specific use and when Electrical Appliances and Materials are manufactured or imported for experimental purposes, they are exempted from the obligation to conform to Technical Requirements (the proviso in Article 8, Paragraph (1)).

As special measures, Electrical Appliances and Materials manufactured or imported exclusively for export are exempted from the obligation to conform to Technical Requirements as they are not used in Japan and are beyond the reach of the Act (Article 4 of the Order for Enforcement).

4.2. Inspection and Preservation of Records (Article 8, Paragraph (2) of Act)

Notifying suppliers are obliged to conduct inspection¹¹ of Electrical Appliances and Materials manufactured or imported to confirm their conformity to Technical Requirements, prepare records of such inspections and preserve those records for three years, after fulfilling the obligation to conform to Technical Requirements as shown in 4.1 “Obligation to conform to Technical Requirements (Article 8, Paragraph (1))”, (page 50).

4.2.1 Inspection Methods

Inspection methods are stipulated in the Ordinance for Enforcement as shown in Table 8 respectively, but they are differed for Specified Electrical Appliances and Materials, and for Non-Specified Electrical Appliances and Materials.

Table 8 Inspection Methods to be conducted under Article 8, Paragraph (2)

	Specified Electrical Appliances and Materials	Non-Specified Electrical Appliances and Materials
Related Act and Regulations	Act 8, Paragraph (2). Paragraphs (11) and (12) of Ordinance for Enforcement. Paragraph (1), Appendix Table 3 of Ordinance for Enforcement.	Act 8, Paragraph (2). Paragraphs (11) and (12) of Ordinance for Enforcement. Paragraph (2), Appendix Table 3 of Ordinance for Enforcement.
Inspection item	(i) Inspection conducted in manufacturing processes. (ii) Inspection conducted on finished products (All products). (iii) Inspection conducted on samples (Sampling base).	Inspection conducted on finished products (All products).
Preparation and preservation of inspection records	Required	Required
Preservation period of inspection records	3 years	3 years

The items stipulated in the Ordinance for Enforcement are the bare minimum required by the Act. Thus, it is important to decide additional items to be inspected in light of the characteristics of mass-produced Electrical Appliances and Materials, and to conduct inspection properly according to a procedure and method established in advance in light of the business form.

Before conducting inspection, equipment for such inspection must be properly calibrated. The validity period of calibration must also be checked.

(1) Inspection on Specified Electrical Appliances and Materials

Notifying supplier of Manufacturers and importers for Specified Electrical Appliances and Materials has a legal responsibility to conduct the following three types of inspection. Items to be inspected for finished products depend on the Electrical Appliances and Materials. (Paragraph 11 (1) and Appendix Table 3 (1) of the Ordinance for Enforcement).

- (i) Inspection conducted in manufacturing processes.
- (ii) Inspection conducted on finished products.
- (iii) Inspection conducted on samples.

(i) Inspection conducted in manufacturing processes

Inspection of Specified Electrical Appliances and Materials in manufacturing processes shall be conducted constantly with respect to the structure, material, and performance of said Specified Electrical Appliances and Materials by a method deemed appropriate for ensuring conformity of said Specified Electrical

¹¹ This inspection, which is sometimes called "self-inspection", is not a voluntary action, but an inspection obligated to be conducted under the Electrical Appliances and Materials Safety Act.

Appliances and Materials to Technical Standards according to the manufacturing method for said Specified Electrical Appliances and Materials. And, Inspection related to materials or parts may be substituted by receiving inspections conducted when purchasing materials or parts as long as such inspections are deemed as equivalent to or more advanced than said inspection.

(ii) Inspection conducted on finished products

As for finished products of Specified Electrical Appliances and Materials, the test methods that conform to the Technical Standards¹² must be conducted on a product-by-product basis (all of the products) as shown below.

Table 9 Items to be Inspected for Finished Products of Specified Electrical Appliances and Materials

Specified Electrical Appliances and Materials		Item to be inspected (*1)				Object of inspection
		Appearance	Dielectric strength	Energization	The others	
Fuses (thermal fuses with a container, excluding fuses with a container that is not charged)		○	—	—	—	All products
Circuit-breakers		○	○	○	Overcurrent tripping characteristics (*1)	All products
Earth leakage circuit-breakers	Those of fast operating type	○	○	○	Overcurrent tripping characteristics (*1) and leakage current protection characteristics (*2)	All products
	Others	○	○	○	Overcurrent tripping characteristics (*1)	All products
Meter rate current limiters		○	○	○	Operating characteristics	All products
Appliances listed in items (vi) to (x) in Appendix Table 1 of the Order for Enforcement that have an automatic switch activated by a temperature change and used as an over-temperature protection system		○	○	○	Operating characteristics of the automatic switch activated by a temperature change and used as an over-temperature protection system	All products
Other Specified Electrical Appliances and Materials		○	○	○	—	All products

*1: Inspection must be conducted by the test methods specified in 3 (3) g (a) or b in Appendix Table 4 of the Interpretation of Ministerial Ordinance Specifying Technical Requirements for Electrical Appliances and Materials.

*2: Inspection must be conducted by the test methods specified in 3 (3) h (b) a (a) and d in Appendix Table 4 of the Interpretation of Ministerial Ordinance Specifying Technical Requirements for Electrical Appliances and Materials.

(iii) Inspection conducted on samples

Inspection on samples extracted randomly from materials, parts, not-finished products, or finished products of Specified Electrical Appliances and Materials must be conducted by the test methods to conform Technical Requirements when changes are made to the materials, design, manufacturing method, or manufacturing equipment.

(2) Inspections on Non-Specified Electrical Appliances and Materials

Notifying supplier of Manufacturers and importers for Non-Specified Electrical Appliances and Materials have a legal responsibility to conduct inspection of finished products.

For inspection of finished products, the test methods conformed with the Technical Standards¹² must be conducted on a product-by-product basis (all of the products). (Paragraph 11 (1) and Appendix Table 3(2) of the Ordinance for Enforcement).

¹² The test methods that conform to the Technical Standards specifically means; (1) the test method in the Appendix Table 1 to 11 in the Circular Notice of Interpretation for the Ministerial Order to provide Technical Standards for Electrical Appliances and Materials, (2) the test method in the Appendix Table 12 in the Circular Notice, or (3) the test method determined to be equivalent to or better than those test methods mentioned above (1) or (2) according to the Technical Standards.

Summarized inspection items stipulated in the Ordinance for Enforcement are shown as in following Table 10.

Table 10 Items to be Inspected for Finished Products of Non-Specified Electrical Appliances and Materials

Non-Specified Electrical Appliances and Materials	Items to be inspected				Object of inspection
	Appearance	Dielectric strength	Energization	Output voltage	
<ul style="list-style-type: none"> • Conduits, their accessories and cable wiring switch boxes • Fuses • Incandescent lamps • Fluorescent lamps and lights designed for decorative purposes 	○	—	—	—	All products
<ul style="list-style-type: none"> • Belt conveyers • Barber chairs 	○	○	—	—	All products
<ul style="list-style-type: none"> • Secondary lithium ion batteries 	○	—	—	○	All products
<ul style="list-style-type: none"> • Other Electrical Appliances and Materials listed in Appendix Table 2 of the Order for Enforcement 	○	○	○	—	All products

4.2.2 Inspection Records

Notifying suppliers (manufacturers and importers) are required to include the following six items in inspection records by Article 8, paragraph (2) of the Act (Paragraph 11 (2) of the Ordinance for Enforcement).

- (i) Product name and classification by Katashiki (product type) of Electrical Appliances and Materials and outline of the structure, material, and performance
- (ii) Date and place of inspection
- (iii) Name of the person who conducted inspection
- (iv) Quantity of Electrical Appliances and Materials inspected
- (v) Inspection method
- (vi) Inspection results

(1) Inspection record items and formats

Items to be included in inspection records, such as the classification by Katashiki (product type), an outline of the structure, material, and performance, the inspection method, and criteria for judging inspection results, may be provided in a separate sheet. In that case, it is important that the form of inspection records can be compared against related materials that provide certificates of items required by the Act, and inspection results must be managed in such a way that the criteria for judging them can be explained separately.

The inspection records can be prepared in any form as long as the form includes the necessary items stipulated by the Act. However, regarding a record just states “Conforms to the Act,” or a record just states that inspection has been passed in appearance, dielectric strength test, and energization test, and the record does not show a relationship with product specifications, inspection specifications (test methods), criteria for judgment results, etc., those records do not satisfy the legal requirements.

(2) Preserve inspection records

Notifying suppliers have legal responsibility to store inspection records in such a way that they can be presented or described where needed by Article 8, paragraph (2) of the Act. The period of the preserve inspection records is three years from the date of inspection for both Specified Electrical Appliances and Materials and Non-Specified Electrical Appliances and Materials (Paragraph 11 (3) of the Ordinance for Enforcement).

And, inspection must be conducted on a product-by-product basis, and records of inspection of lots do not satisfy legal requirements. Data for the number of units mass-produced on that day is required.

Preservation of the inspection records are able to preserve by a computer, but it is necessary to present such inspection records as like the inspection records of the paper during on-site inspection, etc. based on Article 46 of the Act. (Paragraph 12 of the Ordinance for Enforcement).

Points to note when managing inspection records on a computer are shown in Table 11 below. The amount of data for inspection records is proportional to the amount of production. Transcribing inspection records for a day to the daily report followed by compiling them into a monthly report is one possible method for keeping inspection records. In that case, that system must always be maintained.

Table 11 Points to Note When Managing Inspection Records on Computer

Item to be recorded	Point to note
(i)Product name and classification by Katashiki (product type) of Electrical Appliances and Materials and outline of the structure, material, and performance	Data can be managed in such a way that the product name and classification by Katashiki (product type) notified are connected to product identifications, such as the model name or model.
(ii)Date and place of inspection	A symbol, etc. that describes the place of inspection can be used in a separate material.
(iii)Name of the person who conducted inspection	When automatic testers of dielectric strength, etc. are used, there exists no person who conducted inspection. In such a case, the name of a person who can assume legal responsibility for inspection can be recorded.
(iv)Quantity of Electrical Appliances and Materials inspected	The quantity can be managed by product ID numbers (serial numbers, etc.).
(v)Inspection method	The inspection method does not necessarily have to be included in inspection records as long as it is connected to a separate document by which it can be explained.
(vi)Inspection results	As some automatic testers only show whether a test was passed or failed, a management system by which criteria for judgment can be explained can be used.

(3) Points to Note in case of Importer

In case of importing articles, similar inspections will be required as those manufactured in Japan.

In most of the cases, the importer entrusts the inspections to the quality control section of the plants of foreign manufacturers or third-party bodies, and importers receive, check and keep the inspection records. However, the legal responsibility of verification of the inspection results is that of the importers.

When importers have Electrical Appliances and Materials inspected by the plants of foreign manufacturers or third-party bodies, it is important that they understand the content of inspection records and judge the validity of documents.

5. Conformity Assessment on the Specified Electrical Appliances and Materials (Article 9 of the Act)

Notifying suppliers manufacturing or importing Specified Electrical Appliances and Materials must fulfill the following obligations by the time such Electrical Appliances and Materials are sold.

However, conformity assessment can be omitted for other Electrical Appliances and Materials of the same *Katashiki* (product type) if the certificate of conformity is valid or if an official copy of the equivalent of the certificate of conformity from overseas manufacturers is stored.

- Obligation to undergo conformity assessment of Specified Electrical Appliances and Materials by registered conformity assessment bodies
- Obligation to obtain and preserve a valid certificate of conformity

The registered conformity assessment bodies are conformity assessment bodies that have been registered by the government to conform to International Standard (ISO/IEC 17065) for their capabilities. As a neutral and fair third party, it conducts inspections on the sample(s) of Specified Electrical Appliances and Materials and factory inspections on the obligation to conform to Technical Requirements carried out by notifying suppliers and the suitability of inspection equipment at factories, based on materials submitted by notifying suppliers. Based on the results, the role of conformity assessment in Article 9 of the Act is to certify, in light of the results of such assessment, the ability of the notifying suppliers to understand and assess conformity to Technical Requirements for Electrical Appliances and Materials categorized in the applicable classification of *Katashiki* (product type).

The registered conformity assessment bodies are required to be neutral, fair third parties. Based on international standards, they must not provide applicants with consulting services.¹³

5.1. Outline of Conformity Assessment

(1) Certificate of conformity and its preservation

When conformity assessment is passed, a certificate of conformity is issued by the registered conformity assessment body. A certificate of conformity may be valid¹⁴ for three years, five years, or seven years, depending on the Electrical Appliance or Material, and conformity assessment can be omitted for other Electrical Appliances and Materials of the same *Katashiki* (product type) as long as the certificate of conformity is within the valid period.

(2) Methods of conformity assessment

In Article 9, paragraph (1) of the Act, there are two types of assessments stipulated for the conformity assessment: Type 1 assessment (lot inspection); Type 2 assessment (assessment on samples and inspection of facilities). Actually, Type 2 assessment is common at the moment because the type 1 assessment was not defined in the Electrical Appliance and Material Control Law, the predecessor of the Electrical Appliances and Materials Safety Act.

As for the methods of conformity assessment, Article 14 of the Regulation for Enforcement of the Electrical Appliances and Materials Safety Act provides, “methods recognized as appropriate for confirming conformity with technical standards in Article 8, paragraph (1) of the Act”, so the details of the methods of conformity assessment was entrusted to the registered Conformity Assessment Bodies.

An outline of these assessment methods is shown in Table 12 below.

¹³ Consulting refers to involvement in design, manufacturing, installation, maintenance or distribution of certified products (refer to JIS Q 171065:2012, Clause 3.2.)

¹⁴ For more detail, refer to Appendix Table 1 of the Order for Enforcement of the Electrical Appliances and Materials Safety Act.

Table 12 Methods of Conformity Assessment

		Type 1 assessment	Type 2 assessment
Contents	Product testing		
	Test object	The specified electrical appliances and materials manufactured or imported	Samples of Electrical Appliances and Materials manufactured or imported
	Number of test	Sampling number respond to the size of lot	1
	Testing method	According to the Ministerial Order to Provide Technical Standards for Electrical Appliances and Materials	
	Factory investigation	Unapplied	Testing facilities in the factory
Frequency (Expiration date)		Each production lot	3 years, 5 years or 7 years (stipulated in Appendix table 1 of the Order for Enforcement of the Electrical Appliances and Materials, each item)
Time for test		From finish production until sale, on each lot	Until sale

In the case of importing the specified electrical appliances and materials, Type 1 assessment should be carried out on the lot produced outside the country at a foreign manufacturing location, not on the accumulated lot after it has been imported. This is because the lot of products that are imported mixture of products that are produced at different times and at different manufacturing locations, and because the a possibility that the importer specified product in scope may not be that product due to sampling.

In order to clarify the coverage of the Type 1 assessment over the lot, it is significant to record the serial number in the certificate.

(3) Special provisions for conformity assessment

According to the proviso of paragraph (1) in Article 9 of the Act, the conformity assessment may be omitted “in the case where the documentation specified by Ordinance of the Ministry of Economy, Trade and Industry is retained as the equivalent of the certificate.”

“The equivalent of the certificate” is stipulated in Article 13 of the Ordinance for Enforcement of the Act. Based on Item (i) of Article 13, the importers can omit the conformity assessment, in the case where they receive and preserve the official copy¹⁵ of the certificate that is issued by the registered conformity assessment body upon request of the foreign manufacturer undergone conformity assessment (the equivalent of the certificate thereby), as long as within the validity period of the certificate. Item (ii) stipulates a special provision related to the re-importing of products manufactured in Japan.

For more details about these special provisions, refer to Section 5.3, “Issuance of the Equivalent of the Certificate of Conformity.” (page 66). Even in these cases, the obligation to conform to Technical Requirements in Article 8 the Act, etc. should not be avoided.

¹⁵ An official copy here means an official one issued by the registered conformity assessment body upon request of the foreign manufacturer as needed rather than a copy output by a copy machine

5.2. Procedure for Undertaking Conformity Assessment.

Conformity Assessment usually consists of the inspection on the sample and assessment for the inspection facilities of the factory. Inspection on the sample is conducted based on the applicable technical requirements corresponding to the product category of the Specified Electrical Appliances of the application, but conformity assessment of service criteria defers by the registered conformity assessment bodies, so it is necessary to check the services criteria of the registered conformity assessment bodies in first.

For the specifications of the inspection facilities of the factory, the inspection facilities which are required and the technical requirements on the corresponding are stipulated for each classification of the Electrical Appliances separately. (Appendix 4 of the Ordinance for Enforcement).

The procedure for undergoing conformity assessment in type 2 assessment is described below;

(1) Step 1: Preparation for Application of Conformity Assessment.

- (i) **Preparation for notifying suppliers' obligation to conform to Technical Requirements under Article 8 of the Act.**
 - Name and classification by Katashiki (product type) of Specified Electrical Appliances and Materials related to the application of conformity assessment.
 - Confirmation of conformity of samples for conformity assessment to Technical Requirements and report and data of the confirmation.
 - Maintenance and management of assessment facilities stipulated in Article 15 and Appendix Table 4 of the Ordinance for Enforcement.
- (ii) **Confirmation of the procedure, etc. adopted by the registered conformity assessment body asked to conduct conformity assessment.**
 - Confirmation of information provided by the registered conformity assessment.
The information necessary for conducting conformity assessment must be checked with the registered conformity assessment body. If samples contain parts whose details are kept confidential, such as multilayer boards, hybrid ICs, and molded (filled) parts, and such parts affect the judgment on the results of conformity assessment, the applicant may be required to submit circuit diagrams for the parts or parts before molding (filling) in addition to samples.

(2) Step 2: Application of conformity assessment to the registered conformity assessment body.

Registered conformity assessment bodies provide application forms to properly manage stipulated items as defined by Act (Articles 16 and 27 of the Ordinance for Enforcement). Application forms may be downloaded from their websites. To prevent omissions in application forms or failure to attach necessary documents, the applicant must contact the registered conformity assessment body in advance if there are any questions.

Items necessary for application are listed in Table 13. What is needed depends on the Electrical Appliances and Materials subject to conformity assessment, and must be checked with the registered conformity assessment body.

Matters related to fees are based on the fee schedules of respective registered conformity assessment bodies and must be checked in advance. Different fees may be charged for the same Specified Electrical Appliances and Materials of the same classification by Katashiki (product type) due to differences in sample structures, parts or materials used, reports or data provided, applicable standards, or other factors involved in conformity assessment.

Table 13 Items Necessary for Application of Conformity Assessment to Registered Conformity Assessment Bodies

1. Application form.

(1) Name or trade name and address of the applicant.

In the case of a juridical person, the name of the juridical person and the name of the representative are also needed.

(2) Name of Specified Electrical Appliances and Materials.

Specify a product name listed in Appendix Table 2 of the Ordinance for Enforcement.

(3) Classification by Katashiki (product type).

Specify a classification by Katashiki (product type) of the Specified Electrical Appliances and Materials with reference to Appendix Table 2 of the Ordinance for Enforcement.

(4) Outline of the structure, material, and performance.

Describe these in light of the classification by Katashiki (product type).

(5) Technical Requirements.

Specify Requirements applied to samples based on Article 8, paragraph (1) of the Act.

(6) Name and location of the plant or workplace where the Specified Electrical Appliances and Materials are manufactured

(7) Date of application.

The date of receipt of application is the date on which the submission of all items necessary for application is confirmed.

2. Name and classification by Katashiki (product type) of the Specified Electrical Appliances and Materials and applicable Technical Requirements.

The name and classification by Katashiki (product type) of the Specified Electrical Appliances and Materials corresponding to samples are put in a certificate of conformity. Thus, the design and specifications of samples and mass-produced products to be manufactured or imported must be of the same classification by Katashiki (product type).

Which standards—the Technical Standards defined by Appendixes 1 to 11 of the Interpretation of the Ministerial Ordinance or the Technical Standards defined by Appendix 12 of the Interpretation of Ministerial Ordinance—are applied to samples must be clearly specified.

3. List of Testing facilities.

Assessment facilities are stipulated for each classification of Electrical Appliances and Materials in Appendix Table 4 of the Ordinance for Enforcement. A list of appropriate facilities prepared based on Appendix Table 4 and related materials must be submitted. As assessment of assessment facilities requires an on-site review, the date of an on-site review and other details must be checked with the registered conformity assessment body asked to conduct conformity assessment before application.

4. Items related to samples.

(1) Samples.

The number of samples (including the number of parts, if applicable) to be submitted depends on the structure of the samples, parts and materials used, applicable standards, etc. and must be checked with the registered conformity assessment body. In addition to testing on samples, testing on parts or materials used in the samples may be required.

(2) Circuit diagrams.

(3) Critical components list (parts and materials considered to affect product safety).

(4) Instruction manual (Japanese manual attached to the product at the time of sale).

(5) Specifications, structure diagrams, wiring diagrams, board pattern diagrams, etc. of finished products, parts used, etc.

(6) Certificates for parts or materials used (if applicable).

(7) Document describing special operations or handling if such operations or handling is required.

(8) Rating marks (if ratings are printed or impressed directly on products instead of rating marks being affixed, the design diagrams must be submitted).

5. Letter of proxy.

When an applicant delegate's authority involved in application to someone else, a letter of proxy is needed. In a letter of proxy, the scope and period of authority delegated, the contact address of the person in charge, and other necessary items must be specified. A letter of proxy must be prepared and signed or sealed by the applicant.

(3) Step 3: Undergoing of conformity assessment.

(i) Assessment of samples

Samples of Electrical Appliances and Materials that applicants are manufacturing or importing are assessed.

Registered conformity assessment bodies conduct tests to check whether such samples conform to Technical Requirements. Some tests require two or more samples.

In addition to assessment conducted in the sites of registered conformity assessment bodies, further assessment may be conducted in external laboratories, the plants of business operators, or other places as specified by the registered conformity assessment bodies.

When nonconformity to applicable Requirements is found in a sample test, the registered conformity assessment body reports the items that do not conform to requirement to the applicant as an error report. When a report of items that do not conform to Technical Requirements is received, the applicant must scrutinize the report, take corrective measures, withdraw the application, or take other necessary measures within a certain period of time.

A registered conformity assessment body presents objective evidence of nonconformity to the applicant. However, it is prohibited from providing the applicant with technical support such as design changes or replacement of parts, because it applies to consultation service.

(ii) Assessment of plants

In addition to assessment of samples of Electrical Appliances and Materials manufactured or imported, assessment must be conducted by registered conformity assessment bodies with respect to testing facilities in plants where they are manufactured, based on Appendix Table 4 of the Ordinance for Enforcement (assessment facilities). Appendix Table 4 of the Ordinance for Enforcement specifies different required testing facilities and the applicable Technical Standards for each classification of Electrical Appliances and Materials. For example, assessment facilities to be assessed for AC/DC power supply are those listed in the field for AC electrical appliances.

In plant assessment, the accuracy of testing facilities, the records of calibration, the control systems, etc. are assessed. Thus, notifying suppliers must prepare records and documents related to testing facilities for plant assessment in advance by referring to Table 14. Testing facilities may include those leased from external organizations.

Table 14 Assessment of Testing Facilities in Type 2 Assessment

1. If accuracy levels required of testing facilities are stipulated by the Act, they must be satisfied when such assessment facilities are used.
2. There are different types of testing facilities and they are used in different environments. The same testing facility may be used in different environments, depending on the user. Therefore, it is not appropriate to establish the frequency of calibration or inspection methods for testing facilities uniformly.
3. Business operators are supposed to assume a legal responsibility to check the accuracy of testing facilities so that the accuracy levels specified by the Act are satisfied when they are used.
4. In assessment of testing facilities of a business subject to assessment conducted as part of conformity assessment by a registered conformity assessment body, they are required to check whether or not the business has established an appropriate frequency of calibration or inspection methods for the environment in which they are used so that the accuracy levels required by the Act are maintained. Specifically, they are supposed to check whether or not appropriate calibration manuals, etc. have been established for conditions in which individual testing facilities are used and whether or not the content is appropriate for calibration of the testing facilities.

When nonconformity to applicable requirements are found in plant assessment, the registered conformity assessment body reports items that do not conform to requirements to the applicant as an error report. When a report of items that do not conform to Technical Requirements is received, the applicant must scrutinize the report, take corrective measures, withdraw the application, or take other necessary measures within a certain period of time.

(4) Step 4: Receipt and preservation of certificates.

When samples and testing facilities are found to conform to Technical Requirements as a result of conformity assessment, the registered conformity assessment body issues a certificate stipulated in Article 9, paragraph (1) of the Act under Article 9, paragraph (2) of the Act. The applicant of the notifying suppliers must store the certificate properly over the validity period.

Refer to Table 15 below for the points to be noted about certificates.

Table 15 Points to Note about Certificates

- | |
|--|
| <ol style="list-style-type: none">1. Certificates are issued based on classifications by Katashiki (product type) decided by combinations of descriptive factors and classifications for different Electrical Appliances and Materials listed in Appendix Table 2 of the Ordinance for Enforcement. Thus, certificates here are different from those of general product certification systems that are issued for product identifications.2. Conformity assessment is conducted on samples from a group of products of the relevant classification by Katashiki (product type) provided by applicants for conformity assessment. Thus, sample identification information is not contained in certificates.3. When the classification by Katashiki (product type) of a new product categorized into Specified Electrical Appliances and Materials is the same as the classification by Katashiki (product type) covered by an existing certificate for such Specified Electrical Appliances and Materials, conformity assessment may be omitted as long as the unexpired certificate is preserved (the obligation to conform to Technical Requirements in Article 8, paragraph (1) of the Act cannot be avoided).4. Before such Specified Electrical Appliances and Materials are sold, an unexpired certificate must be received and preserved.5. The validity periods of certificates are stipulated for different Specified Electrical Appliances and Materials in Cabinet Order (three years, five years, or seven years).6. When Specified Electrical Appliances and Materials covered by a certificate are manufactured or imported after the preservation period of the certificate specified by Cabinet Order, application for conformity assessment must be made again to have a new certificate issued before the period from the date of issuance of the existing certificate specified by Cabinet Order elapses. A different registered conformity assessment body may be asked to conduct conformity assessment.7. Preservation of a certificate does not mean exemption from the obligation in Article 8 of the Act.8. Technical Requirements applied in conformity assessment undergone to have a certificate issued do not always have to be applied to all products in the classification by Katashiki (product type) specified in the certificate. It must be understood that Technical Requirements are revised as needed independently of Article 9 of the Act or certificates, and confirmation of conformity to Technical Requirements in Article 8, paragraph (1) of the Act must also be properly understood.9. Certificates specified in Article 9 cannot be substituted by certificates based on domestic or foreign product certification systems, such as IECEE-CB certificates or European certificates of conformity, but IECEE-CB certificates can be used in conformity assessment. |
|--|

5.3. Issuance of a copy (official copy)¹⁶ of the Equivalent of the Certificate of Conformity and the Certificate of Conformity.

As described in Section 5.1(3), “Special provisions for conformity assessment” (page 57), the equivalent of the certificate is stipulated in Article 9 of the Act. By preserving an unexpired equivalent of the certificate, the conformity assessment in Article 9 of the Act can be omitted.

(1) In case of imported the Specified Electrical Appliances manufactured by the foreign manufacture

Specifically, it is stipulated in Article 13, Paragraph (1) of the Ordinance for Enforcement, a flowchart of procedure is as follow.

- (i) A foreign manufacturer of Specified Electrical Appliances and Materials applies to a registered conformity assessment body for assessment equivalent of conformity assessment.
- (ii) When assessment is passed, the equivalent of the certificate of conformity is issued by the registered conformity assessment body.
- (iii) An importer importing Specified Electrical Appliances and Materials covered by the equivalent of the certificate of conformity asks the foreign manufacture to issue a copy (official copy) of the equivalent of the certificate of conformity.
- (iv) The foreign manufacturer applies to the registered conformity assessment body for issuance of a copy (official copy) of the equivalent of the certificate of conformity.
- (v) The registered conformity assessment body issues a copy (official copy) of the equivalent of the certificate of conformity.
- (vi) The foreign manufacturer provides a copy (official copy) of the equivalent of the certificate of conformity issued by the registered conformity assessment body to the importer.
- (vii) By preserving an unexpired copy (official copy) of the equivalent of the certificate of conformity, the importer can omit conformity assessment in Article 9.

The importer is not exempted from any other obligations than conformity assessment in Article 9 of the Act with this procedure and this procedure does not exempt them from the obligation to conform to Technical Requirements in Article 8, paragraph (1) of the Act or the obligations to conduct inspection and preserve records of such inspection in paragraph (2) of the same Article.

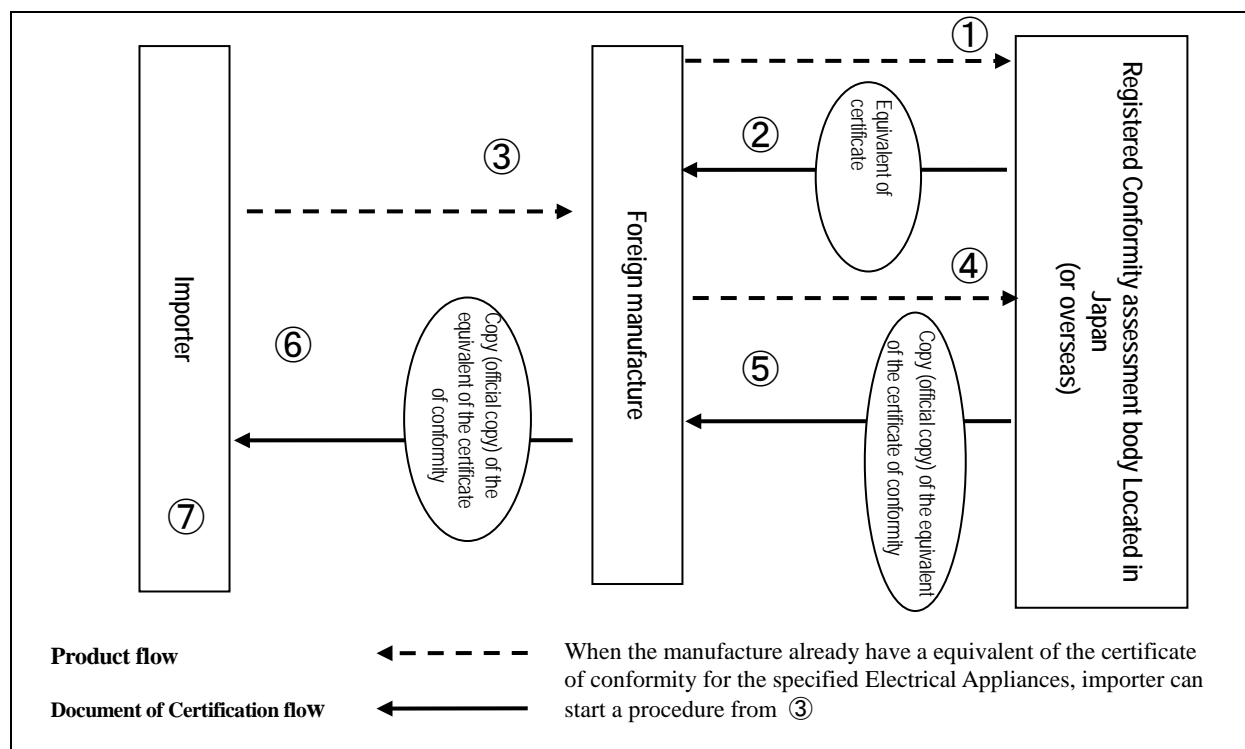


Figure 8 In case of import form the foreign manufacturer

¹⁶ It is an official copy that the registered conformity assessment body issues based on the manufacturer's application for an official copy. It is not a simple copy made with a copying machine.

(2) When reimporting Specified Electrical Appliances and Materials manufactured by a domestic manufacturer and exported.

Specifically, it is stipulated in Article 13, Paragraph 2 of the Ordinance for Enforcement, and a flowchart of procedure is as follow.

- (i) A domestic manufacturer of Specified Electrical Appliances and Materials applies to a registered conformity assessment body for conformity assessment.
- (ii) When assessment is passed, a certificate of conformity is issued by the registered conformity assessment body.
- (iii) Importer who imports the Specified Electrical Appliances which is covered by the certification of conformity asks the domestic manufacturer to get a copy (official copy) of the certificate of conformity from the registered conformity assessment body.
- (iv) Domestic manufacturer applies to a registered conformity assessment body for issuing a copy (official copy) of the certificate of conformity.
- (v) The registered conformity assessment body issues a copy (official copy) of the certificate of conformity.
- (vi) Domestic manufacturer passes to the importer a copy (official copy) of the certificate of conformity issued by a registered conformity assessment body.
- (vii) By preserving an unexpired copy (official copy) of the certificate of conformity, the importer can omit conformity assessment in Article 9.

The importer is not exempted from any other obligations than conformity assessment in Article 9 of the Act with this procedure and this procedure does not exempt them from the obligation to conform to Technical Requirements in Article 8, paragraph (1) of the Act or the obligations to conduct assessment and preserve records of such assessment in paragraph (2) of the same Article.

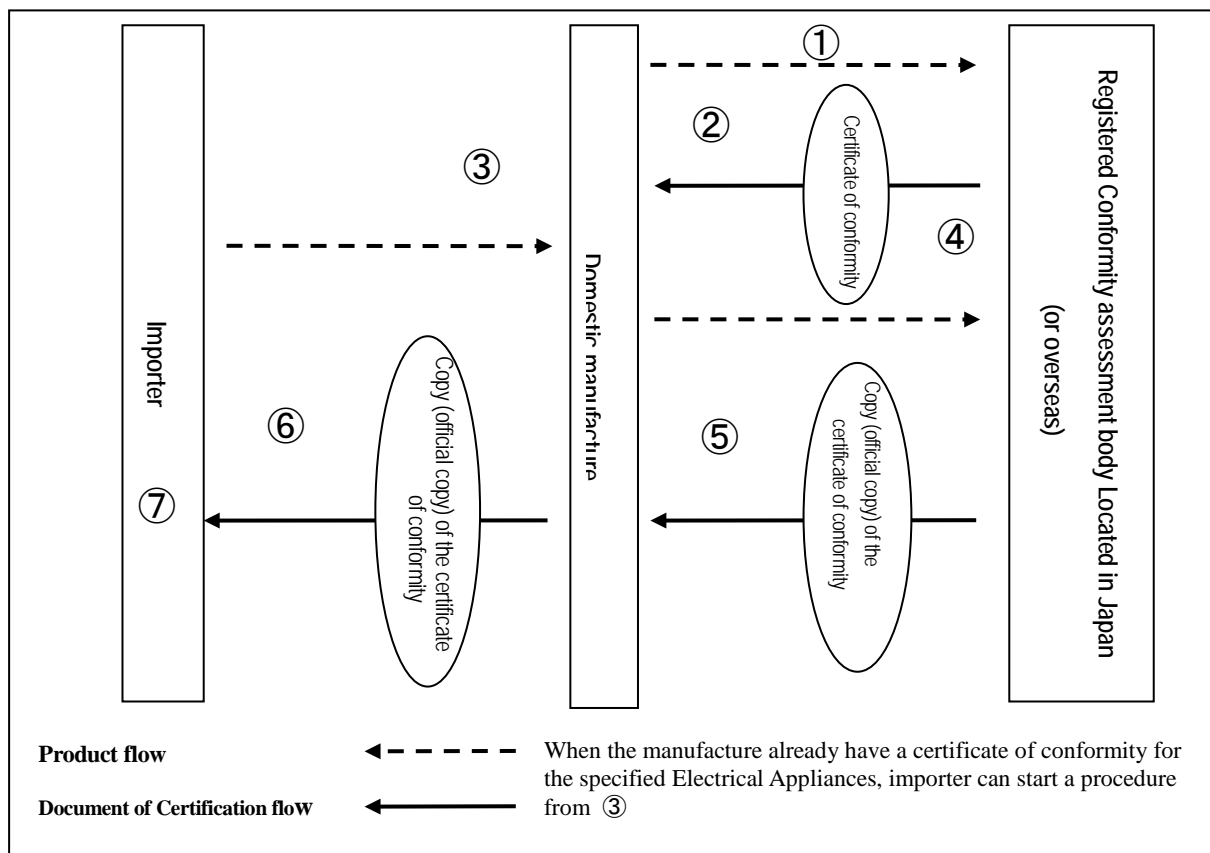


Figure 9 When reimporting of Specified Electrical Appliances and Materials manufactured by a domestic manufacturer and exported

6. PSE Labeling



For sale and/or exhibition of the Electrical Appliances and Materials, the PSE Labeling should be affixed on the products (Article 27 of the Act).

The PSE mark should be displayed on the surface of Electrical Appliances and Materials in a way so that it does not easily disappear. It is also required to display the names of the notifying supplier and the registered conformity assessment body in the vicinity of the PSE mark (Article 17 and Appendix Table 5 of the Ordinance for Enforcement).

In order to affix the PSE Labeling, the manufacturer or importer needs to fulfill the following obligations (Article 10 of the Act).



- Obligation to ensure that the Electrical Appliances and Materials conform to Technical Requirements (Article 8, paragraph (1) of the Act).
- Obligation to conduct inspection based on Appendix Table 3 of the Ordinance for Enforcement (inspection methods) and preserve the results of such inspection (Article 8, paragraph (2) of the Act).
- In the case of Specified Electrical Appliances and Materials, obligation to undergo conformity assessment by third-party bodies registered with the government (registered conformity assessment bodies) with respect to their obligation to conform to Technical Requirements in Article 8, paragraph (1) of the Act for double-checking (Article 9, paragraph (1) of the Act).

6.1. Detail of PSE Labeling

Items to be included in labeling for Specified Electrical Appliances and Materials and for Non-Specified Electrical Appliances and Materials differ (refer to the table below). For Specified Electrical Appliances and Materials, (i) the mark , (ii) the name of the registered conformity assessment body, and (iii) the name of the notifying supplier must be put on labeling. For Non-Specified Electrical Appliances and Materials, (i) the mark  and (ii) the name of the notifying supplier must be put on labeling.

In addition, it is required to display (iv) items specified in Technical Requirements and the Interpretation of Technical Standard in the Ministerial Ordinance.


Table 16 Items to Be Included in Labeling for Electrical Appliances and Materials Stipulated by the Electrical Appliances and Materials Safety Act

Item to be included in labeling	Specified Electrical Appliances and Materials	Non-Specified Electrical Appliances and Materials
Mark to be affixed to Electrical Appliances and Materials		
Name of the registered conformity assessment body that conducted conformity assessment, its abbreviation or registered trademark	○	—
Name of the notifying supplier	○	○
Items specified in Technical Requirements and the Interpretation of Technical Standard in the Ordinance for Enforcement	○	○

Specific example of handling of the labeling on Specified Electrical Appliances and Materials and Non-Specified Electrical Appliances and Materials are shown below.


In the case that the product is considered to be a Specified Product and Non-Specified Product, it is necessary to affix both the Diamond PSE mark and Circle PSE mark. (For example, ex. Cold/warm water server, on page 20)

Table 17 Example of Labeling for Specified Electrical Appliances and Materials (for AC/DC Power Supply)

 <p>登録検査機関名</p> <p>〇〇製造株式会社</p> <p>入力：100V、13VA、50-60Hz</p> <p>出力：DC 12V 200mA</p>	<p>① Mark that must be affixed to Specified Electrical Appliances and Materials</p> <p>② Name of the registered conformity assessment body that conducted conformity assessment or its abbreviation</p> <p>③ Name of the notifying supplier, its registered trademark notified, or its abbreviation approved</p> <p>Note: As a rule, ①, ②, and ③ must be placed close together.</p> <p>④ Ratings, etc. (Items to be included in marking are stipulated in Technical Standards for different Electrical Appliances and Materials.)</p>
---	---

Stipulated in Article 17 of the Ordinance for Enforcement: ①, ②, and ③

Table 18 Example of Labeling for Non-Specified Electrical Appliances and Materials (for Air Cleaner)

 <p>〇〇製造株式会社</p> <p>100V、42/48W、50/60Hz</p>	<p>① Mark that must be affixed to Non-Specified Electrical Appliances and Materials</p> <p>② Name of the notifying supplier, its registered trademark notified, or its abbreviation approved</p> <p>Note: As a rule, ① and ② must be placed close together.</p> <p>③ Ratings, etc. (Items to be included in marking are stipulated in Technical Standards for different Electrical Appliances and Materials.)</p>
--	---

Stipulated in Article 17 of the Ordinance for Enforcement: ① and ②

(1) Simplified labeling of PSE Mark

On electric wires, fuses, wiring devices, and other parts or materials that do not have enough space for affixing the required mark, the simplified mark <PS>E or (PS)E as shown in Figure 10 can be labeled in place of the original symbol, “Simplified Labeling of the PSE Mark.” (Appendix Tables 6 and 7 of the Ordinance for Enforcement)

However, if these parts or materials have space for affixing the required mark in a size that can be easily identified, they must be labeled with the original mark.



[Specified Electrical Appliances and Materials]	[Non-Specified Electrical Appliances and Materials]
 ⇒ <PS>E	 ⇒ (PS) E

Figure 10 Simplified Labeling of the PSE Mark

(2) Registered-trademark labeling or abbreviation labeling instead of labeling with the name of a notifying supplier or a conformity assessment body

Instead of the name or trade name of a notifying supplier or conformity assessment body, an abbreviation for which they have obtained approval from the Minister of Economy, Trade and Industry, or a registered trademark that they have notified the Minister of Economy, Trade and Industry of (which refers to a registered trademark specified in Article 2, paragraph (2) of the Trademark Act (Act No. 127 of 1959)) may be used.

- (i) The notifying supplier can mark products with the abbreviations instead of their name by applying to the Minister of Economy, Trade and Industry for approval of using abbreviations. Refer to “Section 3.5, Notification of Registered-Trademark Labeling (page 36).” At present, however, for an operational reason, a notifying supplier is only allowed to use a single abbreviation for different Electrical Appliance and Material names.
- (ii) By notifying the Minister of Economy, Trade and Industry, the notifying supplier can mark the products with the registered trademark instead of its name. [Refer to Section 3.6, “Notification of Registered-Trademark Labeling.” (Page 38).]

(3) Items to be included in labeling under Technical Requirements in the Ordinance for Enforcement and the Interpretation of Technical Standards in the Ordinance for Enforcement.

In addition to the items specified in Article 17 of the Ordinance for Enforcement, further items to be included in labeling are specified for different Electrical Appliances and Materials in Technical Requirements in the Ordinance for Enforcement and the Interpretation of Technical Standards in the Ordinance for Enforcement for Electrical Appliances and Materials.

For example, if the Technical Standards defined by Appendix 8 of the Interpretation of Technical Standards in the Ordinance for Enforcement are applied to AC/DC Power Supply and air cleaners, as exemplified before, items listed in Table 19, “Appendix Table 8, Sub-Appendix Table 6 labeling Methods for Electrical Appliances and Materials (Excerpt)” must be included in labeling for these products.

Items to be included in labeling may be different depending on whether the Technical Standards of the Interpretation of Technical Standards in the Ordinance for Enforcement Appendix 1 to 11 and Appendix 12 are applied

Table 19 Annex Table 6 of Appendix Table 8 Labeling Methods for Electrical Appliances and Materials (Excerpt)

Name of Electrical Appliances and Materials)	Labeling	
	(Items to be included in labeling	Labeling methods)
AC/DC Power Supply	1(Rated voltage) 2 (Rated input power) 3 (Rated frequency) 4 (Rated output voltage) 5 (Rated secondary current) 6(In the case where it is used for automobile starters, statement to that effect) 7 (In the case where it is used for toys, statement to that effect) 8 (In the case where it has a double insulation structure, mark for that)	These items shall be indicated by a method not easily erased at a readily visible place on the surface.
Air cleaners)	1 (Phase (only for those with a rated voltage of over 125 V)) 2 Rated voltage) 3 (Rated power consumption) 4 (Rated frequency) 5 (In the case where it is used outside, statement to that effect (only for electric pencil sharpeners, ventilation fans, blowers, electric cooled air fans, electric humidifiers, air cleaners, electric vacuum cleaners, electric blackboard eraser cleaners, other electric dust absorbers, electric floor polishers, bells, buzzers, and chimes))	These items shall be indicated by a method not easily erased at a readily visible place on the surface.)

	6 In the case where it is used inside, statement to that effect (only for belt conveyers, vending machines, money changers, blowers, and other electric dust absorbers))	
	7 (In the case where it has a double insulation structure, mark for that)	

(4) Labeling requirements on long-term use products

For five products (electric fans, air conditioners, ventilation fans, wash machines, and CRT televisions), which are not very likely to cause serious accidents but cause a large number of minor accidents due to degradation over time, the Technical Requirements of Ministerial Ordinance requires them to have labeling to encourage consumers and others involved to call attention during long-term use. The following information are supposed to be displayed on the main body of the product.

- 1 Year of production.
- 2 Design standard use period.
- 3 Statement to the effect that using the product beyond the design standard use period may cause ignition, injury, or other accidents due to aging deterioration.

These items are not subject to the "long-term use products safety inspection system" as described below. However, since they are products to be used over a long period of time, it is made mandatory to display indications to encourage consumers and others involved to call attention to certain points during long-term use.

An example of labeling on the products is shown in Figure 11 below.


	<p>【製造年】 20XX年</p> <p>【設計上の標準使用期間】 △△年</p> <p>設計上の標準使用期間を超えて使用すると、経年劣化による発火・けが等の事故に至るおそれがあります。</p>
---	--

Figure 11 Example of Labeling on Products Based on the Long-term Use Products Safety Labeling System

6.2. Other Labeling Requirements

(1) Labeling on specified maintenance products defined in Long-term Use Products Safety Inspection and Labeling Systems

For nine specified maintenance products¹⁷ that develop safety hazards due to deterioration (aged deterioration) from long-term of use, and that are especially likely to cause serious harm, the Consumer Product Safety Act requires the following information to be labeled on the product itself.

¹⁷ Indoor installation-type instantaneous gas water heaters (for city gas and propane gas), Kerosene water heaters, Indoor installation-type gas bathtub water heaters (for city gas and propane gas), Kerosene bathtub water heater, Built-in electric dishwashers, Closed combustion-type kerosene heaters, and Electric driers for bathrooms

- 1 Name or trade name and address of the specified manufacturer, etc.
- 2 Year and month of production.
- 3 Serial number of Product or other items that identify the specified maintenance product.
- 4 Design standard use period.
- 5 Start and end of inspection period.
- 6 Contact address that receives inquiries about inspections and maintenance.

Out of these nine products, built-in electric dishwashers and electric driers for bathrooms are categorized as Electrical Appliances and Materials.

An example of labeling on the products is shown in Figure 12 below.

特定保守製品	
1. 特定製造事業者名	〇〇〇〇電気株式会社 〇〇県〇〇市〇〇町 * * 番地
2. 製造年月	2 0 X X 年 X X 月
3. 製造番号	X X X X - X X X X X
4. 設計標準使用期間	□ □ 年
5. 点検期間	2 0 X X 年 X X 月 ~ 2 0 Y Y 年 Y Y 月
6. 問い合わせ連絡先	〇〇〇〇電気株式会社 お客様相談センター 0 1 2 0 - 1 2 - 3 4 5 6

Figure 12 Example of Labeling on Products Based on the Long-term Use Products Safety Inspection System (Specified Maintenance Products)

(2) Labeling based on the Household Goods Quality Labeling Act (Regulations on Electrical Appliances Quality Labeling)

The Household Goods Quality Labeling Act was enacted in 1962 with the aim of protecting the interests of general consumers. It requests business operators to properly indicate information on the quality of household products, to allow general consumers to properly understand the quality of the products and keep away from accidental losses.

The following 17 electrical appliances are required to be labeled with “major function,” “precautions for use,” and “name or trade name” or other information to identify who has the responsibility.

• Electric washing machines	• Electric rice cooker	• Electric blankets	• Electric vacuum cleaners
• Electric refrigerators	• Ventilation fan	• Air conditioners	
• Television receivers			
• Electric juice squeezers, electric juice blenders, and electric juice squeezer-mixers			
• Electric panel heaters	• Electric pots	• Electric roasters	
• Electric shavers	• Microwave ovens	• Fluorescent lighting fixtures for desk lamps	
• Electric hot plates	• Electric coffee urn		

An example of labeling on the products is shown in Figure 13.

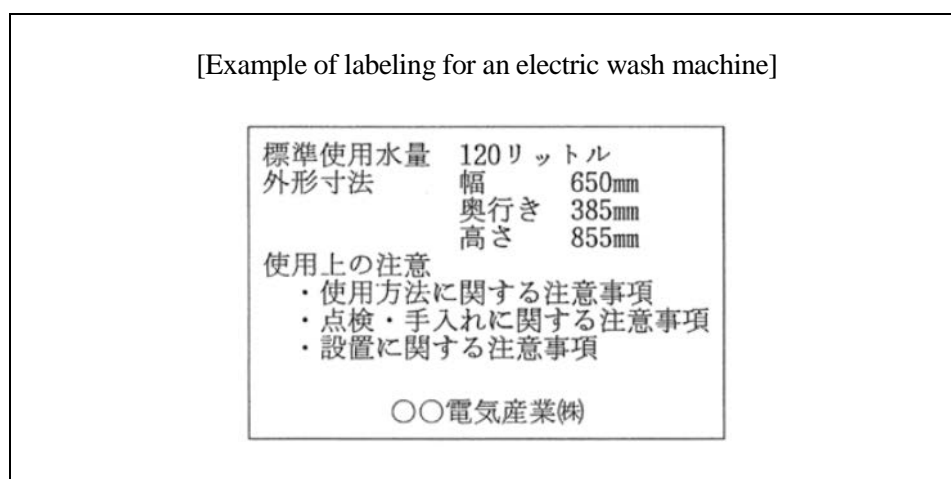


Figure 13 Example of Labeling on Products Based on the Household Goods Quality Labeling Act

For more details, refer to the website of the Consumer Affairs Agency.

https://www.caa.go.jp/hinpyo/law/law_06.html

7. Restrictions on Sale

It is stipulated in Article 27 of the Act that sellers should not sell or display for the purpose of sale Electrical Appliances and Materials unless the PSE Labeling¹⁸ is affixed to them.

Thus, sellers must check the following items about Electrical Appliances and Materials they are selling:

- (i) Whether or not products they sell fall under Electrical Appliances and Materials
- (ii) In the case where they fall under Electrical Appliances and Materials, whether they are Specified Electrical Appliances and Materials or Non-Specified Electrical Appliances and Materials
- (iii) Whether or not the PSE mark for Specified Electrical Appliances and Materials or Non-Specified Electrical Appliances and Materials is affixed properly to the products

¹⁸ In addition to PSE mark, it is necessary to display the name of the notifying supplier, the name of registered conformity assessment body, and so on. (See Section 6 PSE labeling, p68)

Revision History

	Date of Revision	Major revisions
Ver. 1	May 31, 2012	<ul style="list-style-type: none"> · New enactment
Ver. 2	January 1, 2014	<ul style="list-style-type: none"> · To provide better usability to users, section numbers, contents and descriptions were arranged to fit them into two facing pages. · In accordance with the enforcement of Technical Requirements of the Ministerial Ordinance that standardize performance, the contents of "Obligation to Conform to Technical Requirements, etc." were revised. At the same time, "Backgrounds of Essential Requirements of Technical Requirements" and "Technical Documents Necessary to Supplier's Declaration of Conformity" were added as annexes. · Contents of the delivery procedure of equivalence certificate and other documents were modified to suit actual situation. · "Dealing with Previous Application Notifications" was added as an annex. · "Precautions" was moved to the back cover. · "Outline of the Electrical Appliance and Material Control Law" was moved to the annex.
Ver. 3	January 1, 2017	<ul style="list-style-type: none"> · Operation flow diagrams of before and after in Chapter 1 were simplified (Figures 2 and 3). · The pages for antiques and vintages in Chapter 3 were increased (to two pages), and the address of the list of vintage items was added. · The contents of Chapter 6 "Labeling" were reviewed and revised into the labeling based on the Electrical Appliances and Materials Safety Act and labeling based on other laws and regulations. · Website address, the laws and regulations comparison chart, the conformity assessment bodies and other information were updated with the latest information, and inaccurate descriptions were reviewed and corrected. · The order of posting annexes was reviewed.
Ver. 4	January 1, 2017	<p>(In common)</p> <ul style="list-style-type: none"> · Renumber of pages in order to resolve the discrepancy with the number of pages in PDF files. · Up-date the addresses of reference WEB-pages. · "Commerce, Distribution and Industrial Safety Policy Group" ---> "Industrial and Product Safety Policy Group" · Delete the era name in the example of application <p>(Back cover)</p> <ul style="list-style-type: none"> · Sort out and up-date the table of related regulation <p>(P13, 71)</p> <ul style="list-style-type: none"> · Reorder the item list of the Long-term Use Products Safety Inspection System according to the cabinet order <p>(P19)</p> <ul style="list-style-type: none"> · Adjust the description to the Regulation for Enforcement of the Electrical Appliances and Materials Act "unit for performing necessary measures such as <u>order for improvement</u>" ---> "unit for performing necessary measures such as <u>Prohibition on Labeling</u>" <p>(P57)</p> <ul style="list-style-type: none"> · Clarify the test methods to conform the Technical Standards for the inspection conducted on finished products of Specified Electrical Appliances and Materials <p>(P60-61)</p> <ul style="list-style-type: none"> · Clarify the condition for Type 1 conformity assessment on the Specified Electrical Appliances and Materials <p>(Annex 2) List of Electrical Appliances and Materials</p> <ul style="list-style-type: none"> · Number the items in list of Electrical Appliances and Materials for users convenience <p>(Annex 4) Outline of revision of the Electrical Appliance and Material Control Law</p> <ul style="list-style-type: none"> · Reexamine description and revise into more concrete expression

Annex 1. Definition of Terms

(1) The Term “Manufacture”

This refers to the act of completing Electrical Appliances and Materials and includes the act to make alterations to Electrical Appliances and Materials that affect their conformity to Technical Requirements. The completion of the act of manufacture shall be judged as of the time when the inspection set forth in Article 8, paragraph (2) of the Act is finished. Alterations or repairs made by consumers to their own Electrical Appliances and Materials do not fall under the category of the act of manufacture.

(2) The Term “Import”

This refers to the act of taking in Electrical Appliances and Materials from foreign countries to Japan (customs clearance). The completion of the act of import shall be judged as of the time when import procedures at customs are finished. Private import¹⁹ and import agency services²⁰ do not fall under the category of the act of import.

(3) The Term “Sale”

This refers to the act of transferring ownership of Electrical Appliances and Materials (including the transfer of prizes²¹). This includes the sales of digital platform businesses, as well as the sales of mail order businesses. Rental services²² do not fall under the category of the act of sale.

(4) The Term “Business Operators”

This refers to persons engaged in manufacture, import, or sale, excluding those who conduct personal trade but not continuously or repeatedly. The term “Notifying Supplier” refers to those who have made notification of business as set forth in Article 3 of the Act.

(5) The Term “Without Delay”

This is rather weak expression of instantaneousness, compared with “immediately” and “promptly”. As usage of “without delay,” it is construed to allow delay due to justifiable or reasonable reasons.²³

¹⁹ Meaning to purchase Electrical Appliances and Materials directly from overseas mail-order firms, retailers, manufacturers, etc. merely for personal use

²⁰ Meaning agency services to place orders to overseas business operators each time when receiving orders from individuals, and it is not included the agency services in the case where an agency sells products directly to individuals from its own stock

²¹ Electrical Appliances and Materials provided upon transactions of goods or services, as a little gift, bonus, prize, etc. with the aim of attracting customers

²² Meaning to lend out Electrical Appliances and Materials in one’s possession to other persons without transferring ownership

²³ Source: Houseisitumu-kenkyukai, Sinte-workbook-houseisitumu, Ed.6, pp716, Gyosei (September 2014)

Annex 2 List of Electrical Appliances and Materials

Specified Electrical Appliances and Materials (116 Items)

	Electrical Appliances and Materials	Valid term of certificate		Electrical Appliances and Materials	Valid term of certificate
	Electric Wires			Fuses	
	【Rubber insulated electric wires】		26	Thermal fuses	7 years
			27	Link fuses	7 years
1	Rubber insulated electric wires	7 years	28	Cartridge fuses	7 years
2	Cables (having a conductor nominal cross-sectional area of 22mm ² or less)	7 years	29	Other enclosed fuses	7 years
3	Single-core rubber cords	7 years			
4	Twisted rubber cords	7 years		Wiring Devices	
5	Textile braided rubber cords	7 years			
6	Round braided rubber cords	7 years	30	Tumbler switches	7 years
7	Other rubber cords	7 years	31	Switches in flexible cord	7 years
8	Sheathed flexible cords	7 years	32	Time switches	7 years
9	Rubber sheathed flexible cables	7 years	33	Rotary switches	7 years
10	PVC sheathed flexible cables	7 years	34	Pushbutton switches	7 years
			35	Pull switches	7 years
	【Synthetic resin insulated electric wires】		36	Pendant switches	7 years
			37	Streetlamp switches	7 years
11	Synthetic resin insulated electric wires	7 years	38	Photoelectric automatic switches	7 years
12	Cables (having a conductor nominal cross-sectional area of 22mm ² or less)	7 years	39	Other switches	7 years
			40	Box switches	7 years
13	Single-core PVC cords	7 years	41	Float switches	7 years
14	Twisted PVC insulated cords	7 years	42	Pressure switches	7 years
15	Textile braided PVC cords	7 years	43	Sewing machine controllers	7 years
16	Round braided PVC cords	7 years	44	Circuit-breakers	7 years
17	Other PVC cords	7 years	45	Earth leakage circuit breakers	7 years
18	Single-core polyethylene cords	7 years	46	Cutout	7 years
19	Other polyethylene cords	7 years	47	Attachment plugs	7 years
20	Single-core polyolefin cords	7 years	48	Socket-outlets	7 years
21	Other polyolefin cords	7 years	49	Multiple socket-outlets	7 years
22	Sheathed flexible cords	7 years	50	Cord connector bodies	7 years
23	Tinsel cords	7 years	51	Flatiron plugs	7 years
24	PVC sheathed flexible cables	7 years	52	Appliance connectors	7 years
25	Flame resistant polyolefin sheathed flexible cables	7 years	53	Adaptors	7 years
			54	Cord reels	7 years

	Electrical Appliances and Materials	Valid term of certificate		Electrical Appliances and Materials	Valid term of certificate
55	Extension Cord sets	7 years	87	Electric inhalators	5 years
56	Other plug couplers	7 years	88	Household heating therapeutic appliances	5 years
57	Lamp receptacles	7 years	89	Electric steam baths	5 years
58	Separable plug bodies	7 years	90	Electric heaters for steam baths	5 years
59	Other screw couplers	7 years	91	Electric sauna baths	5 years
60	Fluorescent lamp holders	7 years	92	Electric heaters for sauna baths	5 years
61	Fluorescent starter holders	7 years	93	Aquarium heaters	5 years
62	Split sockets	7 years	94	Heating appliances for garden plants	5 years
63	Keyless sockets	7 years	95	Electric heating appliances for children (toys)	5 years
64	Waterproof sockets	7 years			
65	Key sockets	7 years		Motor-operated Mechanical Devices	
66	Pull sockets	7 years			
67	Pushbutton sockets	7 years	96	Electric pumps	5 years
68	Other sockets	7 years	97	Electric well pumps	5 years
69	Screw-in rosettes	7 years	98	Refrigerating showcases	5 years
70	Hookup rosettes	7 years	99	Freezing showcases	5 years
71	Other rosettes	7 years	100	Electric ice cream freezers	5 years
72	Joint boxes	7 years	101	Electric food waste disposers	5 years
			102	Electric massagers	5 years
	Current Limiters)		103	Automatically washing and drying toilets	5 years
			104	Vending machines	5 years
73	Meter rate current limiters	7 years	105	Electric bubble generators for bathtubs	3 years
74	Flat rate current limiters	7 years	106	Electric bubble generators for aquariums	3 years
			107	Other electric bubble generators	3 years
	Single-phase small power transformers		108	Electric motor-operated appliances for children(toys)	5 years
			109	Electric vehicles	5 years
75	Transformers for toys	7 years	110	Other electric motor-operated or electromagnetically driven amusement appliances	5 years
76	Other household appliance transformers	7 years			
77	Electronic appliance transformers	7 years		Electronic Appliances	
78	Ballasts for fluorescent lamps	7 years			
79	Ballasts for mercury vapor lamps and ballasts for other high pressure discharge lamps	7 years	111	High-frequency depilators	3 years
80	Ballasts for ozonizer	7 years		AC Electrical Appliances	
	Electric Heating Appliances		112	Magnetic therapeutic appliances	3 years
			113	Electric insect killers	5 years
81	Electric heated toilet seats	5 years	114	Electric therapeutic bath controllers	5 years
82	Electric hot cupboards	5 years	115	AC/DC Power Supply	5 years
83	Electric pipe freeze prevention heaters	7 years			
84	Glass dew-prevention heaters	7 years		Portable Power Generators	
85	Other electric heaters for freeze and condensation prevention	7 years	116	Portable power generators	5 years
86	Electric storage water heaters	5 years			

Non-Specified Electrical Appliances and Materials (341 Items)

Electric Wires		Wiring Devices		79	Electric seat chair covers	129	Thermostatic developing trays
(Rubber insulated electric wires)		39	Remote control relays	80	Electric heated chairs		
1	Cables (having a conductor nominal cross-sectional area of more than 22mm ²)	40	Cutout switches	81	Electric KOTATSU	130	Electric heating boards
		41	Covered knife switches	82	Electric room heaters	131	Electric heating floor sheets
2	Electric floor heating wires	42	Panelboard unit switches	83	Japanese electric heaters (HIBACHI)	132	Electric heating floor mats
		43	Electromagnetic switches	84	Other electric heating appliances for body heating purposes	133	Electric dryers
(Synthetic resin insulated electric wires)		44	Lighting tracks			134	Electric clothes pressers
		45	Lighting track couplings			135	Electric plant nurseries
3	Fluorescent lamp cables	46	Lighting track elbows	85	Electric toasters	136	Electric incubators
4	Neon tube cables	47	Lighting track tees	86	Electric ovens	137	Electric brooders
5	Cables (having a conductor nominal cross-sectional area of more than 22mm ²)	48	Lighting track crosses	87	Electric fish roasters	138	Electric irons
		48	Lighting track crosses	88	Electric roasters	139	Electric flatirons
		49	Lighting track feed-in boxes	89	Electric ranges	140	Electric plastic welders
6	Electric floor heating wires	50	Lighting track end caps	90	Electric buffet ranges	141	Electric aromatic burners
		51	Lighting track plugs	91	Electric sausage roasters	142	Insect killers (vaporizing type)
Conduits and accessories		52	Lighting track adaptors	92	Electric waffle irons		
(Metal conduits)		53	Other lighting track fittings and connectors	93	Electric tacoyaki griddles	143	Electric mobibustion appliances
7	Metal conduits			94	Electric cooking heating plates		
8	Class I flexible metal conduits			95	Electric frying pans		
9	Class II flexible metal conduits	Single-phase small power transformers		96	Electric rice cookers	Motor-operated Mechanical Devices	
10	Other flexible metal conduits	54	Transformers for bells	97	Electric jars	144	Belt conveyors
11	Metal under floor ducts	55	Transformers for indicators	98	Electric deep pans	145	Electric refrigerators
12	Class I metal raceways	56	Transformers for remote control relays	99	Electric fryers	146	Electric freezers
13	Class II metal raceways			100	Electric boiled egg makers	147	Electric ice makers
14	Metal couplings	57	Transformers for neon tubes	101	Electric warming trays	148	Electric water coolers
15	Metal normal bends	58	Transformers for fire lighters	102	Electric warming boards	149	Air compressors
16	Metal elbows	59	Voltage regulators	103	Electric milk warmers	150	Electric sewing machines
17	Metal tees	60	Ballasts for sodium vapor lamps	104	Electric kettles	151	Electric pottery wheels
18	Metal crosses			105	Electric coffee makers	152	Electric pencil sharpeners
19	Metal caps	61	Ballasts for germicidal lamps	106	Electric tea servers	153	Electric stirring machines
20	Metal connectors			107	Electric rice wine warmers	154	Electric scissors
21	Metal boxes			108	Electric bains-marie	155	Electric insect traps
22	Metal bushings	Small AC Electric Motors		109	Electric steamers	156	Electric grass shears
23	Other metal fittings of rigid conduits or flexible conduits	62	Repulsion start induction motors	110	Electromagnetic cookers	157	Electric hedge trimmers
24	Cable wiring switch boxes	63	Split-phase start induction motors	111	Other electric heating appliances for cooking purposes	158	Electric lawnmowers
				112	Electric hot water heaters for shaving	159	Electric threshing machines
(Synthetic resin conduits)		64	Capacity-start induction motors	113	Electric curling irons	160	Electric rice hulling machines
25	Synthetic resin conduits			114	Electric hair curlers	161	Electric straw dampers
26	Flexible synthetic resin conduits	65	Capacity-run induction motors	115	Electric hair steamers	162	Electric straw rope making machines
27	CD conduits	66	Commutator motors	116	Other electric heating appliances for skin or hair care	163	Egg selectors
28	Synthetic resin couplings	67	Shaded-pole induction motors			164	Egg washers
29	Synthetic resin elbows	68	Other single-phase motors	117	Electric heated knives	165	Electric garden cultivators
30	Synthetic resin connectors	68	Other single-phase motors	118	Electric melters	166	Electric seatangle (konbu) processors
31	Synthetic resin boxes	69	Squirrel-cage three-phase induction motors	119	Electric pottery kilns		
32	Synthetic resin normal bends			120	Electric soldering irons	167	Dried cuttlefish processors
33	Synthetic resin bushings			121	Electric heaters for irons	168	Electric juice squeezers
34	Synthetic resin cups	Electric Heating Appliances		122	Other electric heating tools for handwork or handicrafts	169	Juice blenders
35	Other synthetic resin fittings of rigid conduits or flexible conduits	70	Electric foot warmers			170	Food processors
		71	Electric slippers				
36	Cable wiring switch boxes	72	Electric knee rugs	123	Electric hot hand towel steamers	171	Electric noodle makers
		73	Electric floor cushions	124	Electric sterilizers (with electric heaters)	172	Electric rice cake (mochi) makers
Fuses		74	Electric carpets				
37	Tubular fuses	75	Electric underblankets	125	Electric air humidifiers	173	Electric coffee mills
38	Plug fuses	76	Electric blankets	126	Electric clothes steamers	174	Electric can openers
		77	Electric comforters (Futon)	127	Electric immersion heaters	175	Electric mincers
		78	Electric ANKA	128	Electric instantaneous water heaters	176	Electric meat choppers

177	Electric bread slicers	231	Electric fan convectors	278	Photographic printers	325	Household low-frequency therapeutic appliances
178	Electric dried bonito planers	232	Electric hot air heaters	279	Microfilm readers		
179	Electric ice flakers	233	Electric fan-forced air heaters	280	Slide projectors	326	Household ultrasonic therapeutic appliances
180	Electric rice washers	234	Electric humidifiers	281	Overhead projectors		
181	Electric vegetable washers	235	Electric air cleaners	282	Episcopes	327	Household ultra-short wave therapeutic appliances
182	Electric dishwashers	236	Electric deodorizers	283	Viewers		
183	Electric rice polishers	237	Electric fragrance diffusers	284	Electronic flash apparatuses		
184	Electric tea leaf roasters	238	Electric vacuum cleaners	285	Photographic enlargers		AC Electric Appliances
185	Wrapping machines	239	Electric record cleaners	286	Photographic enlarger lamphouses	328	Furniture with lamps
186	Packaging machines	240	Electric blackboard eraser cleaners	287	Incandescent lamps	329	Furniture with socket outlets
187	Electric table clocks			288	Fluorescent lamps	330	Other furniture with electrical appliances
188	Electric wall clocks	241	Other electric dust absorbers	289	LED Lamps	331	Electric dimmers
189	Automatic print fixing baths	242	Electric floor polishers	290	Pedestal lighting fixtures	332	Electric pencils
190	Automatic print washers	243	Electric shoes polishers	291	Household pendant fluorescent lamp lighting fixtures	333	Leakage current detectors
191	Electric mimeograph machines	244	Electric washing machines for sports goods or recreational goods	292	Handlamps	334	Burglar alarms
192	Office printing machines	245	Electric washing machines	293	Garden lighting fixtures	335	Arc welding machines
193	Addressing machines	246	Electric spin extractors	294	Decorative lighting fixtures	336	Radio interference suppression devices
194	Time recorders	247	Electric dryers	295	Other incandescent lamp fixtures	337	Producers of medical materials
195	Time stampers	248	Electric musical instruments	296	Other electric discharge lamp fixtures	338	Household electric potential therapeutic appliances
196	Electric typewriters	249	Electric music boxes	297	LED lamp fixtures	339	Electric refrigerators (absorption system)
197	Electric account selectors	250	Electric bells	298	Advertising lights	340	Electric fence energizers
198	Shredders	251	Electric buzzers	299	Egg testers		
199	Electric paper cutters	252	Electric chimes	300	Electric sterilizers (with germicidal lamp)		Secondary Lithium ion batteries
200	Electric collators	253	Electric sirens	301	Household therapeutic ray appliances	341	Secondary Lithium ion batteries
201	Electric staplers	254	Electric grinders	302	Rechargeable flashlights		
202	Electric paper punches	255	Electric drills	303	Copying machines		
203	Numbering machines	256	Electric planers				
204	Check writers	257	Electric saws				
205	Coin counters	258	Electric screwdrivers				
206	Bill counters	259	Electric sanders				
207	Label tagging machines	260	Electric polishers				
208	Laminators	261	Electric metal cutting machines				
209	Laundry finishing machines						
210	Laundry folding machines	262	Electric hand shears				
211	Hand towel rolling machines	263	Electric groovers				
212	Hand towel wrapping machines	264	Electric mortisers				
213	Vending machines (excluding Specified Electrical Appliances and Materials)	265	Electric tube cleaners				
		266	Electric scaling machines				
		267	Electric tappers				
214	Money changers	268	Electric nut runners				
215	Electric barber chairs	269	Electric cutting blade polishers				
216	Electric toothbrushes	270	Other electric power tools				
217	Electric brushes	271	Electric fountains				
218	Electric hair dryers	272	Electric mist sprayers				
219	Electric shavers	273	Electric inhalators				
220	Electric hair clippers	274	Finger pressure (shiatsu) simulators				
221	Electric nail polishers						
222	Other electric motor-operated appliances for skin or hair care	275	Other electric motor-operated appliances for household therapeutic use				
223	Electric room fans						
224	Electric circulating fans	276	Electric game machines				
225	Ventilating fans	277	Electric hot water circulator/purifiers for bathtubs				
226	Blowers						
227	Electric room air-conditioners						
228	Electric cooled air fans						
229	Electric dehumidifiers						
230	Electric fan-coil unit						

Defining of Electrical Appliances and Materials and Name of Electrical Appliances and Materials in Appendix Tables 1 and 2 of the Order for Enforcement of the Act

1. Structure of Appendix Tables 1 and 2 of the Order for Enforcement of the Act

The Electrical Appliances and Materials are defined as “large classification”, “middle classification” and “small classification” as follows:

Chinese numeral: large classification (scope of application)
(Arabic numeral): middle classification (scope of application)
Arabic numeral: small classification (scope of application)

*Names of “Electrical Appliances and Materials” defined in the Interpretation of the Scope, etc. of Electrical Appliances and Materials (notification) are the smallest “classification” in principle.

2. Example (names of Electrical Appliances and Materials are shaded and descriptions of scopes are underlined with wavy lines)

(Example 1) Definition of Electrical Appliances and Materials by a large classification and a middle classification

- 八 電動力応用機械器具であつて、次に掲げるもの(定格電圧が 100 ボルト以上 300 ボルト以下及び定格周波数が 50 ヘルツ又は 60 ヘルツのものであつて、交流の電路に使用するものに限る。)(Electric motor-operated appliances that fall under any of the following (limited to those whose rated voltage is 100 V or higher but not exceeding 300 V, whose rated frequency is 50 Hz or 60 Hz, and that are used in AC circuits):)

(1) ベルトコンベア(可搬型のものに限る。)(Belt conveyers (limited to transportable ones))

* Large classification: electric motor-operated appliances; middle classification: belt conveyers

(Example 2) Definition of Electrical Appliances and Materials by a large classification, a middle classification, and a small classification

- 八 電動力応用機械器具であつて、次に掲げるもの(定格電圧が 100 ボルト以上 300 ボルト以下及び定格周波数が 50 ヘルツ又は 60 ヘルツのものであつて、交流の電路に使用するものに限る。)(Electric motor-operated appliances that fall under any of the following (limited to those whose rated voltage is 100 V or higher but not exceeding 300 V, whose rated frequency is 50 Hz or 60 Hz, and that are used in AC circuits):)

(snip)

(33) 事務用機械器具であつて、次に掲げるもの (Office machines that fall under any of the following:)

- 1 謄写機及び事務用印刷機(長幅が 515 ミリメートル以下及び短幅が 364 ミリメートル以下の物の印刷に使用するものに限る。)(Mimeographs and office printing machines (limited to those used to print materials whose longer width does not exceed 515 millimeters and shorter width does not exceed 364 millimeters) and addressographs)

* Large classification: electric motor-operated appliances; middle classification: office machines; small classification: mimeographs, office printing machines, and addressographs.

Definition of Electrical Appliances and Materials.

In the Interpretation of the Scope, etc. of Electrical Appliances and Materials (notification), names of Electrical Appliances and Materials are defined as follows.

(Definition) Names of Electrical Appliances and Materials refer to product names of Electrical Appliances and Materials in their classifications by Katashiki (product type).

In Electrical Appliances and Materials defined in Appendix Tables 1 and 2 of the Order for Enforcement, small classifications, middle classifications, and large classifications serve as names of Electrical Appliances and Materials for 3-level classification (large, middle, and small classifications), 2-level classification (large and middle classifications), and single level classification (large classification), respectively (hereinafter referred to as “names of Electrical Appliances and Materials by Cabinet Order”).



In classifications by Katashiki (product type) in Appendix Table 2 of the Ordinance for Enforcement, names of Electrical Appliances and Materials by Cabinet Order are subdivided²⁴ (the subdivided names are hereinafter referred to as “names of Electrical Appliances and Materials by Ministerial Ordinance”).

The number of names of Electrical Appliances and Materials by Cabinet Order (excluding those included in names of Electrical Appliances and Materials by Ministerial Ordinance) plus the number of names of Electrical Appliances and Materials by Ministerial Ordinance makes 457, which corresponds to items that are currently subject to control under the Act.

²⁴ For example, a name “plug couplers” in Electrical Appliances and Materials by Cabinet Order are subdivided the name “Cord extension sets” and “Socket-outlets” in Electrical Appliances and Materials by Ministerial Ordinance




Annex 3 List of Registered Conformity Assessment Bodies as of July 1, 2019


Domestic Registered Conformity Assessment Bodies

Name, approved abbreviation, and notified registered trademark / Time of designation or registration	Contact address	Classification of registration
Japan Electrical Safety & Environment Technology Laboratories Approved abbreviation: JET Approved on April 2, 2001 Registered on February 26, 2019	5-14-12, Yoyogi, Shibuya-ku, Tokyo Tel: 03-3466-9203 http://www.jet.or.jp/	(Classification of registration) (i) Electric wires (ii) Fuses (iii) Wiring devices (iv) Current limiters (v) Single-phase small power transformers and electric-discharge lamp ballasts Wiring devices (vi) Electric heating appliances (vii) Motor-operated mechanical devices (viii) Electronic appliances (ix) AC electrical appliances (excluding those listed in Article 19, item (ii) to item (xiii) of the Ordinance for Enforcement of the Electrical Appliances and Materials Safety Act (Ordinance of the Ministry of International Trade and Industry No. 84 of 1962; hereinafter referred to as the "Ordinance for Enforcement")) (x) Portable power generators
Japan Quality Assurance Organization Approved abbreviation: JQA Approved on April 2, 2001 Registered on February 23, 2019	1-25, Sudacho, Kanda, Chiyoda-ku, Tokyo Tel : 03-4560-9001 http://www.jqa.jp/	(Classification of registration) (i) Single-phase small power transformers and electric-discharge lamp ballasts (ii) Electric heating appliances (iii) Motor-operated mechanical devices (iv) Electronic appliances (v) AC electrical appliances (excluding those listed in Article 19, item (ii) to item (xiii) of the Ordinance for Enforcement of the Electrical Appliances and Materials Safety Act (Ordinance of the Ministry of International Trade and Industry No. 84 of 1962; hereinafter referred to as the "Ordinance for Enforcement"))
Japan Electric Cable Technology Center Approved abbreviation: JCT Notified registered trademark: JCT  JECTEC Approved on April 2, 2001 Registered on February 26, 2019	1-4-4, Shinmiyakoda, Kita-ku, Hamamatsu city, Shizuoka Tel : 053-428-4681 http://www.jectec.or.jp/	(Classification of registration) (i) Electric wires
TÜV RHEINLAND Japan Ltd. Notified registered trademark:  Approved on June 29, 2001 Registered on June 29, 2019	3-19-5, Shinyokohama, Kohoku-ku, Yokohama city, Kanagawa Tel : 045-470-1850 http://www.jp.tuv.com/	(Classification of registration) (i) Single-phase small power transformers and electric-discharge lamp ballasts (para.1) (ii) Electric heating appliances (iii) Motor-operated mechanical devices (iv) Electronic appliances (v) AC electrical appliances (excluding those listed in Article 19, item (ii) to item (xiii) of the Ordinance for Enforcement of the Electrical Appliances and Materials Safety Act (Ordinance of the Ministry of International Trade and Industry No. 84 of 1962; hereinafter referred to as the "Ordinance for Enforcement"))

Name, approved abbreviation, and notified registered trademark / Time of designation or registration	Contact address	Classification of registration
UL Japan Inc. Approved abbreviation: UL Japan Approved on August 8, 2001 Registered on April 30, 2019	4383-326, Asama-cho, Ise city, Mie <Headquarters> Tel : 0596-24-6735 <Headquarters in Tokyo> Tel : 03-5293-6200 http://japan.ul.com/	(Classification of registration) (i) AC electrical appliances (excluding those listed in Article 19, item (ii) to item (xiii) of the Ordinance for Enforcement of the Electrical Appliances and Materials Safety Act (Ordinance of the Ministry of International Trade and Industry No. 84 of 1962; hereinafter referred to as the "Ordinance for Enforcement"))
Intertek Japan K.K. Notified registered trademark: Intertek Registered on April 15, 2016 Registered on April 15, 2019	3-18-1 Kaigan, Minato-ku, Tokyo Tel : 03-6435-3719 http://ew.intertek-jpn.com/	(Classification of registration) (i) AC electrical appliances (excluding those listed in Article 19, item (ii) to item (viii) of the Ordinance for Enforcement of the Electrical Appliances and Materials Safety Act (Ordinance of the Ministry of International Trade and Industry No. 84 of 1962))
Cosmos Corporation Approved abbreviation: COSMOS Approved on June 29, 2001 Rescinded on December 16, 2009 Re-registered on November 21 , 2017	718-1, Katsurase-cho, Matsusaka city, Mie Tel : 0598-30-5225 https://www.safetyweb.co.jp/	(Classification of registration) (i) AC electrical appliances (excluding those listed in Article 19, item (ii) to item (viii) of the Ordinance for Enforcement of the Electrical Appliances and Materials Safety Act (Ordinance of the Ministry of International Trade and Industry No. 84 of 1962))

Foreign Registered Conformity Assessment Bodies

Name, approved abbreviation, and notified registered trademark / Time of approval or registration	Contact address	Classification of registration
TÜV RHEINLAND LGA Products GmbH Approved abbreviation: TÜV LGA Notified registered trademark:  Registered on May 26, 2010 Registered on May 26, 2019	Tillystraße 2, 90431 Nuremberg, Germany http://www.tuv.com/de/deutschland/home.jsp	(Classification of registration) (i) Electric wires (ii) Fuses (iii) Wiring devices (iv) Motor-operated mechanical devices (v) AC electrical appliances (excluding those listed in Article 19, item (ii) to item (xiii) of the Ordinance for Enforcement of the Electrical Appliances and Materials Safety Act (Ordinance of the Ministry of International Trade and Industry No. 84 of 1962; hereinafter referred to as the "Ordinance for Enforcement")) (vi) Portable power generators
TÜV RHEINLAND Taiwan Ltd. Approved abbreviation: TÜV RT Notified registered trademark:  Approved on February 25, 2004 Registered on December 1, 2018	11F, No. 758, Sec. 4, Bade Rd., Songshan Dist., Taipei 105, Taiwan http://www.tuv.com/en/greater-china/home.jsp	(Classification of registration) (i) Wiring devices * (ii) Single-phase small power transformers and electric-discharge lamp ballasts) (iii) Electric heating appliances (iv) Motor-operated mechanical devices (v) Electronic appliances * (vi) AC electrical appliances (excluding those listed in Article 19, item (ii) to item (xiii) of the Ordinance for Enforcement of the Electrical Appliances and Materials Safety Act (Ordinance of the Ministry of International Trade and Industry No. 84 of 1962; hereinafter referred to as the "Ordinance for Enforcement")) (vii) Portable power generators * * Scope of registration expanded on December 1, 2015
TÜV RHEINLAND Hong Kong Ltd. Approved abbreviation: TÜV RHK Notified registered trademark:  Approved on February 23, 2004 Expired on February 23, 2013 Re-registered on June 18, 2014 Registered on June 18, 2017	3-4, 11/F., Fou Wah Industrial Building, 10-16 Pun Shan Street, Tsuen Wan, N.T. Hong Kong http://www.tuv.com/en/greater-china/home.jsp	(Classification of registration) (i) Single-phase small power transformers and electric-discharge lamp ballasts) (ii) Electric heating appliances (iii) Motor-operated mechanical devices (iv) AC electrical appliances (excluding those listed in Article 19, item (ii) to item (viii) of the Ordinance for Enforcement of the Electrical Appliances and Materials Safety Act (Ordinance of the Ministry of International Trade and Industry No. 84 of 1962))
China Quality Certification Center Approved abbreviation: CQC Registered on April 23, 2007 Registered on April 6, 2018	Section 9, No.188, Nansihuan (the South Fourth Ring Road) Xilu (West Road), Beijing 100070, China http://www.cqc.com.cn	(Classification of registration) (i) Electric wires (ii) Fuses (iii) Wiring devices (iv) Current limiters (v) Single-phase small power transformers and electric-discharge lamp ballasts (vi) Electric heating appliances (vii) Motor-operated mechanical devices (viii) Electronic appliances (ix) AC electrical appliances (excluding those listed in Article 19, item (ii) to item (xiii) of the Ordinance for Enforcement of the Electrical Appliances and Materials Safety Act (Ordinance of the Ministry of International Trade and Industry No. 84 of 1962; hereinafter referred to as the "Ordinance for Enforcement")) (x) Portable power generators

<p>Electronics Testing Center, Taiwan</p> <p>Approved abbreviation: ETC</p> <p>Registered on September 29, 2014 Registered on September 29, 2017</p>	<p>No.8, Ln. 29, Wenming Rd., Guishan Dist., Taoyuan City 333, Taiwan (R.O.C.)</p> <p>http://www.etc.org.tw/default.aspx</p>	<p>(Classification of registration)</p> <ul style="list-style-type: none"> (i) Electric wires (ii) Wiring devices* (iii) Current limiters* (iv) AC electrical appliances (excluding those listed in Article 19, item (ii) to item (viii) of the Ordinance for Enforcement of the Electrical Appliances and Materials Safety Act (Ordinance of the Ministry of International Trade and Industry No. 84 of 1962)) <p>* Scope of registration expanded on September 29, 2017</p>
<p>UL LLC</p> <p>Approved abbreviation: UL-US</p> <p>Approved on April 2, 2001 Expired on February 27, 2013 Re-registered on January 7, 2015 Registered on January 7, 2018</p>	<p>333 Pfingsten Road Northbrook, IL 60062 U.S.A.</p> <p>http://www.ul.com/</p>	<p>(Classification of registration)</p> <ul style="list-style-type: none"> (i) Fuses (ii) Wiring devices (iii) Electric heating appliances* (iv) Motor-operated mechanical devices* (v) AC electrical appliances (excluding those listed in Article 19, item (ii) to item (viii) of the Ordinance for Enforcement of the Electrical Appliances and Materials Safety Act (Ordinance of the Ministry of International Trade and Industry No. 84 of 1962)) <p>* Scope of registration expanded on January 7, 2018</p>
<p>TÜV SÜD PSB P t e L t d</p> <p>Abbreviation: TÜV SÜD</p> <p>Approved abbreviation: </p> <p>Registered on July 24, 2017</p>	<p>1 Science Park Drive, Singapore 118221</p> <p>https://www.tuv-sud-psb.sg/</p>	<p>(Classification of designation)</p> <ul style="list-style-type: none"> (i) Electric wires (ii) Fuses (iii) Wiring devices (iv) Single-phase small power transformers and electric-discharge lamp ballasts (v) Electric heating appliances (vi) Motor-operated mechanical devices (vii) AC electrical appliances (excluding those listed in Article 19, item (ii) to item (viii) of the Ordinance for Enforcement of the Electrical Appliances and Materials Safety Act (Ordinance of the Ministry of International Trade and Industry No. 84 of 1962))

Conformity Assessment Body based on the Japan-Singapore Economic Partnership Agreement

In the case where a Notifying Supplier preserves a certificate for a conformity assessment conducted by the following Conformity Assessment Body with regard to Specified Electrical Appliances and Materials prescribed in the Act, the Notifying Supplier shall be deemed to have performed its obligation to receive a conformity assessment prescribed in Article 9, paragraph (1) of the Act, based on Article 35 of the Act for Implementation of the Mutual Recognition between Japan and Foreign States in Relation to Results of Conformity Assessment Procedures of Specified Equipment.

Name / Time of designation	Contact address	Classification of designation
TÜV SÜD PSB P t e L t d Abbreviation: TÜV SÜD PSB Designated on September 8, 2004	1 Science Park Drive, Singapore 118221	(Classification of designation) (i) Electric wires (ii) Fuses (iii) Wiring devices (iv) Single-phase small power transformers and electric-discharge lamp ballasts (v) Electric heating appliances (vi) Motor-operated mechanical devices (vii) AC electrical appliances (excluding those listed in Article 19, item (ii) to item (viii) of the Ordinance for Enforcement of the Electrical Appliances and Materials Safety Act (Ordinance of the Ministry of International Trade and Industry No. 84 of 1962))

Annex 4. Outline of revision of the Electrical Appliance and Material Control Law

The Electrical Appliance and Material Control Law was enacted in 1961 to cope with rapidly increasing fire incidents at that moment. In light of strong demand for the reform of high-cost structure like “the Three-year Relaxation Propulsion Plan” decided by the Cabinet in March 1999, the Ministry of International Trade and Industry reviewed broadly relating laws, due to the technology progress and quality improvement of appliances in background. “The Act on the Consolidation and Streamlining of Standards and Certification Systems Relating to the Ministry of International Trade and Industry” was enacted in August 1999, in order to revise the eleven relating laws including the Electrical Appliance and Material Control Law.

The law was revised so fundamentally that the prior authorization and approval system of the law was abolished as the essence of reform since 1961, when the law was enacted, and that the name of the law was changed to “Electrical Appliances and Materials Safety Act”.

The main points of the revision of the law are as follows:

- (1) Abolition of the prior approval system and transition to the self-verification system
 - The KOSYU electrical appliance and material, and the OTSUSYU electrical appliance and material were abolished. In exchange for that, the specified electrical appliances and materials, and the non- specified electrical appliances and materials were defined.
 - The pre-registered manufacturer system and the prior product approval system for the KOSYU electrical appliance and material were abolished and transferred to the systems that the manufacturers and importers of electrical appliances and materials are required to submit the notifications of their business, and obliged to undergo the conformity assessments of the conformity assessment body regarding the specified electrical appliances and materials.
 - As for the manufacture and import of electrical appliances and materials, the self-inspection of products and preservation of record of inspection are obliged.
 - The designated conformity assessment body system was abolished, and the inspection institute of private-sector that fulfill certain requirements is able to conduct conformity assessment of the specified electrical appliances and materials.
 - The prescribed labeling is obliged to be affixed on the non-specified electrical appliances and materials, in addition to the specified electrical appliances and materials.
 - As for the prescribed mark, PSE marks were adopted instead of the traditional upside-down triangle T mark.
- (2) Measures for the foreign manufacturers associated with the abolition of the pre-registered manufacturer system
 - Importers assume the same legal obligations as manufacturers.
 - For conformity assessment of Specified Electrical Appliances and Materials manufactured by foreign manufacturers, certificates (the equivalent of the certificates of conformity) issued by registered conformity assessment bodies can be effective.
- (3) Strengthening of the order and penal provisions, etc.
 - New provision was added to order recall and withdrawal of the Electrical Appliances and Materials that do not conform to the Technical Standards, in the case where it is needed to prevent hazards and/or threats of the mal-products spreading.
 - As sanctions against violations of the Act, juridical persons were subjected to the punishment as well as individuals, and the amounts of fines were increased.

Annex 5 Structures of the Electrical Appliances and Materials Safety Act

(Comparisons Table of the Act/ Order for Enforcement / Ordinance for Enforcement)

Electrical Appliances and Materials Safety Act	Order for Enforcement of the Electrical Appliances and Materials Safety Act	Ordinance for Enforcement of the Electrical Appliances and Materials Safety Act, etc.
<p>(Purpose)</p> <p>Article 1 The purpose of this Act is to regulate the manufacture, sale, etc. of Electrical Appliances and Materials and to foster mandatory self activities by private businesses to ensure the safety of Electrical Appliances and Materials, so as to prevent hazards and electromagnetic interference resulting there from.</p>		
<p>(Definitions)</p> <p>Article 2 (1) The term "Electrical Appliances and Materials" as used in this Act shall mean the following:</p> <p>(i) Parts of electrical facilities for general use (meaning electrical facilities for general use as prescribed in Article 38, paragraph (1) of the Electricity Business Act (Act No. 170 of 1964)) and machines, appliances, and materials used in connection therewith, as specified by Cabinet Order;</p> <p>(ii) Portable power generators as specified by Cabinet Order; and</p> <p>(iii) Secondary batteries as stipulated by Cabinet Order.</p> <p>(2) The term "Specified Electrical Appliances and Materials" as used in this Act shall mean Electrical Appliances and Materials as specified by Cabinet Order which are particularly likely to cause hazards or electromagnetic interference because of their structures, methods of use, or other conditions of use.</p>	<p>(Electrical Appliances and Materials)</p> <p>Article 1 Electrical appliances and materials under Article 2, paragraph (1) of the Electrical Appliances and Materials Safety Act (Act No. 234 of 1961; referred to hereinafter as the "Act") shall be those listed in the left-hand columns of Appendix Table 1 and in Appendix Table 2.</p> <p>(Specified Electrical Appliances and Materials)</p> <p>Article 1-2 Specified electrical appliances and materials under Article 2, paragraph (2) of the Act shall be those listed in the left-hand columns of Appendix Table 1.</p> <p>Appendix Table 1 (Omitted)</p> <p>Appendix Table 2 (Omitted)</p>	<p>(Terminology)</p> <p>Article 1 The terminology used in this Ministerial Ordinance shall follow the terminology used in the Electrical Appliances and Materials Safety Act (Act No. 234 of 1961; referred to hereinafter as the "Act") and the Order for Enforcement of the Electrical Appliances and Materials Safety Act (Cabinet Order No. 324 of 1962; referred to hereinafter as the "Order"), except when used in Appendix Table 2.</p> <p>(Circular Notice) Interpretation of the Scope, etc. of Electrical Appliances and Materials (20180130保局 No. 1 (February 1, 2018))</p> <p>(Omitted)</p> <p>(Circular Notice) Handling of Electrical Appliances and Materials (Internal Ordinance) (原院 No. 1 of March 11, 2004 (March 22, 2004))</p> <p>(Omitted)</p>
<p>(Notification of Business)</p> <p>Article 3 All persons engaged in manufacturing or importing Electrical Appliances and Materials shall, within 30 days from the commencement of such business, notify the Minister of Economy, Trade and Industry of the following items in accordance with the Electrical Appliance and Material classification specified by Ordinance of the Ministry of Economy, Trade and Industry:</p> <p>(i) Name or trade name and address, and in the case of a juridical person, the name of the representative;</p> <p>(ii) Classification by Katashiki (product type) of the relevant Electrical Appliances and Materials as specified by Ordinance of the Ministry of Economy, Trade and Industry; and</p> <p>(iii) Name and location of the plant or workplace where said Electrical Appliances and Materials are manufactured (in the case of persons engaged in importing Electrical Appliances</p>	<p>(Delegation of Authority)</p> <p>Article 6 (1) Matters under the authority of the Minister of Economy, Trade, and Industry pursuant to provisions of Article 3, Article 4, paragraph (2), and Articles 5 through 7 of the Act and relating to Notifying Suppliers having a plant or workplace pertaining to the business for manufacturing electrical appliances and materials belonging to a single reporting category (refers to categories of electrical appliances and materials prescribed by Ordinance of the Ministry of Economy, Trade and Industry pursuant to Article 3 of the Act; the same shall apply in the following paragraph) located only within a single jurisdictional district of a Regional Bureau of Economy, Trade and Industry shall be conducted by the Director of the Regional Bureau of Economy, Trade and Industry with jurisdiction over the location of that plant or workplace.</p> <p>(2) Matters under the authority of the Minister of Economy, Trade, and Industry pursuant to provisions of Article 3, Article 4,</p>	<p>(Classification of Electrical Appliances and Materials)</p> <p>Article 2 The classification of Electrical Appliances and Materials as prescribed by the Ordinance of the Ministry of Economy, Trade and Industry pursuant to the provisions of Article 3 of the Act shall be as in Appendix Table 1.</p> <p>Appendix Table 1 Classification of Electrical Appliances and Materials (Omitted)</p> <p>(Notification of Business)</p> <p>Article 3 Persons to make notification of business pursuant to the provisions of Article 3 of the Act shall file the notification in Form No. 1 with the Minister of Economy, Trade and Industry (for persons prescribed in Article 6, paragraph (1) of the Order, the Director of the Regional Bureau of Economy, Trade and Industry with jurisdiction over the location of the factory or workplace of that person; for persons prescribed in paragraph (2) of the same Article, the Director of the Regional Bureau of Economy, Trade and Industry with jurisdiction over the location of the offices, workplaces, stores or warehouses of that person; the same shall apply in Article 5, paragraph (1), Article 6, Article 8, and Article 9).</p> <p>(Classification by Katashiki (Product Types))</p>

Electrical Appliances and Materials Safety Act	Order for Enforcement of the Electrical Appliances and Materials Safety Act	Ordinance for Enforcement of the Electrical Appliances and Materials Safety Act, etc.
<p>and Materials, the name or trade name and address of the manufacturer of the Electrical Appliances and Materials).</p>	<p>paragraph (2), and Articles 5 through 7 of the Act and relating to Notifying Suppliers having an office, workplace, store, or warehouse pertaining to the business for importing electrical appliances and materials belonging to a single reporting category located only within a single jurisdictional district of a Regional Bureau of Economy, Trade and Industry shall be conducted by the Director of the Regional Bureau of Economy, Trade and Industry with jurisdiction over the location of that office, workplace, store, or warehouse.</p> <p>(3) (Omitted)</p> <p>(4) (Omitted)</p>	<p>Article 4 (1) The classification by Katashiki (product types) prescribed under the Ordinance of the Ministry of Economy, Trade and Industry in Article 3, item (ii) of the Act, regarding each of the Electrical Appliances and Materials listed in the column of Product Name in Appendix Table 2, shall be according to classification listed by descriptive factors in the column of Classification by Katashiki (Product Types) in said table. In this case, for Electrical Appliances and Materials with two or more descriptive factors, every classification listed as classification of each of the descriptive factors, which is combined with all descriptive factors, shall be deemed one type of product classification.</p> <p>(2) For a certain Electrical Appliance and Material for which, in the column of Classification by Katashiki (Product Types) of Appendix Table 2, there are two or more classifications according to descriptive factor for one descriptive factor, notwithstanding the provisions of the preceding paragraph, when the provisions of that paragraph are applied to each of the respective classifications, one product classification shall be the combination of all of the classifications which are to be product classifications pursuant to the provisions of that paragraph.</p> <p>Appendix Table 2 Classification by Katashiki (Product Types) (Omitted)</p> <p>(Submission, etc., of Copies of Documents)</p> <p>Article 45 Persons making notification to the Minister of Economy, Trade and Industry pursuant to the provisions of Article 3, Article 4, paragraph (2), Article 5, or Article 6 of the Act (limited to those pertaining to persons engaged in the business for manufacturing Electrical Appliances and Materials) shall file 1 copy of the documents performing the notification to the Director of the Regional Bureau of Economy, Trade and Industry with jurisdiction over the location of the factory or workplace at which the Electrical Appliances and Materials pertaining to that notification are manufactured.</p> <p>[Form No. 1] Notification of Business for Manufacturing (Importing) Electrical Appliances and Materials (Omitted)</p>
<p>(Succession)</p> <p>Article 4 (1) When a person who has made a notification as set forth in the preceding Article (hereinafter referred to as a "Notifying Supplier") assigns the whole of the business to which such notification pertains to another person, or when there is a succession, merger, or company split (limited to those resulting in the transfer of the whole of the business to which the notification pertains) involving the Notifying Supplier, the person who acquires the whole of the business of the Notifying Supplier, the successor (or in the case of multiple successors, one successor selected by unanimous agreement of all successors), the juridical person surviving the merger or newly established as a result of the merger, or the juridical person that succeeds to the whole business as a result of the company split shall succeed to the position of the Notifying Supplier.</p> <p>(2) Any person who has succeeded to the position of Notifying Supplier pursuant to the provisions of the preceding paragraph shall notify the Minister of Economy, Trade and Industry of such succession without delay, and shall attach documentation to such notification evidencing such fact.</p>	<p>(Delegation of Authority)</p> <p>Article 6 (Omitted)</p>	<p>(Notification of Succession)</p> <p>Article 5 (1) Persons seeking to make notification of succession of status of Notifying Supplier pursuant to the provisions of Article 4, paragraph (2) of the Act shall file notification using Form No. 2 with the Minister of Economy, Trade and Industry.</p> <p>(2) The following documents shall be attached to the notification of the preceding paragraph:</p> <ul style="list-style-type: none"> (i) Persons having succeeded to the status of a Notifying Supplier upon receiving transfer of the entirety of a business pertaining to the notification pursuant to the provisions of Article 4, paragraph (1) of the Act: documentation via Form No. 3; (ii) Successors having succeeded to the status of a Notifying Supplier pursuant to the provisions of Article 4, paragraph (1) of the Act and who are appointed by consent of all of 2 or more successors: documentation via Form No. 4 and an official copy of the family registration; (iii) Successors having succeeded to the status of a Notifying Supplier pursuant to the provisions of Article 4, paragraph (1) of the Act, other than the successors of the preceding item: documentation via Form No. 5 and an official copy of the family registration; (iv) A juridical person having succeeded to the status of a Notifying Supplier by merger pursuant to the provisions of Article 4, paragraph (1) of the Act: the registration certificate of the juridical person; (v) A juridical person having succeeded to the status of a Notifying Supplier by split pursuant to the provisions of Article 4, paragraph (1) of the Act: documentation via Form No. 5-2 and the registration certificate of the juridical person. <p>(Submission, etc., of Copies of Documents)</p>

Electrical Appliances and Materials Safety Act	Order for Enforcement of the Electrical Appliances and Materials Safety Act	Ordinance for Enforcement of the Electrical Appliances and Materials Safety Act, etc.
		<p>Article 45 (Omitted)</p> <p>[Form No. 2] Notification of Succession of Business for Manufacturing (Importing) Electrical Appliances and Materials (Omitted)</p> <p>[Form No. 3] Certificate of Transfer of Business for Manufacturing (Importing) Electrical Appliances and Materials (Omitted)</p> <p>[Form No. 4] Certificate of Consent for Succession of Manufacturer (Importer) of Electrical Appliances and Materials (Omitted)</p> <p>[Form No. 5] Certificate of Succession of Manufacturer (Importer) of Electrical Appliances and Materials (Omitted)</p> <p>[Form No. 5-2] Certificate of Succession of Business for Manufacturing (Importing) Electrical Appliances and Materials (Omitted)</p>
<p>(Notification of Change)</p> <p>Article 5 In the case of any change in the matters set forth in the items of Article 3, the Notifying Supplier shall notify the Minister of Economy, Trade and Industry of such change without delay; provided, however, that this shall not apply to a change in minor details as specified by Ordinance of the Ministry of Economy, Trade and Industry.</p>	<p>(Delegation of Authority)</p> <p>Article 6 (Omitted)</p>	<p>(Notification of Change)</p> <p>Article 6 Persons seeking to make notification of change of the items in the notified business pursuant to the provisions of Article 5 of the Act shall file notification using Form No. 6 with the Minister of Economy, Trade and Industry.</p> <p>(Minor Changes)</p> <p>Article 7 Minor changes prescribed by Ordinance of the Ministry of Economy, Trade and Industry under the proviso of Article 5 of the Act shall consist of a change of name of the corporate representative, when the Notifying Supplier is a juridical person.</p> <p>(Submission, etc., of Copies of Documents)</p> <p>Article 45 (Omitted)</p> <p>[Form No. 6] Notification of Change of the Items in the Notified Business (Omitted)</p>
<p>(Notification of Discontinuation of Business)</p> <p>Article 6 When a Notifying Supplier permanently ceases doing business to which the notification pertains, it shall notify the Minister of Economy, Trade and Industry of such discontinuation without delay.</p>	<p>(Delegation of Authority)</p> <p>Article 6 (Omitted)</p>	<p>(Notification of Discontinuation of Business)</p> <p>Article 8 Persons seeking to make notification of discontinuation of business pursuant to the provisions of Article 6 of the Act shall file notification using Form No. 7 with the Minister of Economy, Trade and Industry.</p> <p>(Submission, etc., of Copies of Documents)</p> <p>Article 45 (Omitted)</p> <p>[Form No. 7] Notification of Discontinuation of Business for Manufacturing (Importing) Electrical Appliances and Materials (Omitted)</p>
<p>(Provision of Information Pertaining to Notified Matters)</p> <p>Article 7 Any person may request that the Minister of Economy, Trade and Industry provide information pertaining to the matters listed in Article 3, items (i) and (ii).</p>	<p>(Delegation of Authority)</p> <p>Article 6 (Omitted)</p>	<p>(Provision of Information)</p> <p>Article 9 Persons seeking to request a provision of information pursuant to the provisions of Article 7 of the Act shall file documents stating the following matters with the Minister of Economy, Trade and Industry:</p> <p>(i) Name and address;</p> <p>(ii) Summary of the information provision of which is sought.</p>
<p>(Obligation of Standards Compliance, etc.)</p> <p>Article 8 (1) A Notifying Supplier, when manufacturing or importing Electrical Appliances and Materials of a Katashiki</p>	<p>(Special Provisions on Electrical Appliances and Materials Intended for Export)</p> <p>Article 4 (1) Regarding the manufacture or import of electrical</p>	<p>(Application for Approval of an Exception Pertaining to an Obligation of Standards Compliance)</p> <p>Article 10 (1) Persons seeking approval pursuant to the provisions of Article 8, paragraph (1), item (i) of the Act shall file application using Form No. 8 with the Minister of Economy, Trade and Industry.</p>

Electrical Appliances and Materials Safety Act	Order for Enforcement of the Electrical Appliances and Materials Safety Act	Ordinance for Enforcement of the Electrical Appliances and Materials Safety Act, etc.
<p>(product type) pertaining to a notification given pursuant to the provisions of Article 3 (hereinafter referred to as the "Katashiki (Product Type) Specified in the Notification") shall comply with the technical Requirements. specified by Ordinance of the Ministry of Economy, Trade and Industry (hereinafter referred to as the "Technical Requirements"); provided, however, that this shall not apply in the following cases:</p> <p>(i) When the approval of the Minister of Economy, Trade and Industry has been obtained for the manufacture or import of Electrical Appliances and Materials to be used for a specific application; or</p> <p>(ii) When the manufacture or import is for experimental purposes.</p> <p>(2) (Omitted)</p>	<p>appliances and materials exclusively for export by a Notifying Supplier, the provisions of Article 8 of the Act (in the case in which the electrical appliance and material is a specified electrical appliance and material, the same Article and Article 9, paragraph (1) of the Act) shall not apply.</p> <p>(2) (Omitted)</p>	<p>(2) When deemed necessary in the case of an application for approval under the preceding paragraph, the Minister of Economy, Trade and Industry may request the applicant to submit a sample or the inspection record of the Electrical Appliances and Materials pertaining to the application.</p> <p>[Form No. 8] Application for Exception Approval of Electrical Appliances and Materials (Omitted)</p> <p><u>Ministerial Ordinance Specifying Technical Requirements for Electrical Appliances and Materials (Ordinance of the Ministry of International Trade and Industry No. 34 of July 1, 2013)</u></p> <p><u>Contents</u></p> <p><u>Article 1 General Provision (Article 1)</u></p> <p><u>Article 2 General Requirements (paragraph 2 – paragraph 6)</u></p> <p><u>Article 3 Protection to Hazardous Sources</u></p> <p><u>Article 4 Electro Magnetic Interference (paragraph 18)</u></p> <p><u>Article 5 Marking, etc. (paragraph 19-paragraph 20)</u></p> <p><u>Supplementary provision</u></p> <p><u>Article 1 General Provision</u></p> <p><u>Paragraph 1</u> <u>This Ministerial Ordinance defines the technical requirements specified by Ordinance of the Ministry of Economy, Trade and Industry stipulated by Article 8, paragraph 1 of Electrical Appliances and Materials Safety Act.</u></p> <p><u>Article 2 General Requirements</u> <u>(Safety Principle)</u></p> <p><u>Paragraph 2</u> <u>1. Electrical Appliances and Materials are to be designed so as to prevent risk of injury or property damage under normal use.</u></p> <p><u>2. To ensure the safety of the specified Electrical Appliances and Materials, Electrical Appliances and Materials are to be properly designed in constructions and correctively assemblies are to operate properly.</u></p> <p><u>(Safety Function)</u></p> <p><u>Paragraph 3</u> <u>1. Taking into account in the principle in the previous paragraph, Electrical Appliances and Materials are to be designed with safety functions for reducing injury or property damage caused by the hazardous conditions as well as preventing the occurrence of hazardous conditions.</u></p> <p><u>2. When it is difficult to maintain safety solely by the measures stipulated in the previous paragraph, only information cautions for use, etc. necessary to ensure the safety of the Electrical Appliances and Materials are to be indicated either by label directly on it or in the instruction manual, etc. packed with it.</u></p> <p><u>(Maintain safety measurements during the period of usage)</u></p>

Electrical Appliances and Materials Safety Act	Order for Enforcement of the Electrical Appliances and Materials Safety Act	Ordinance for Enforcement of the Electrical Appliances and Materials Safety Act, etc.
		<p><u>Paragraph 4</u> <u>Electrical Appliances and Materials, Electrical Appliances and Materials are to be constructed with safety measurements that will last for normally expected period of use of the Appliances and Materials.</u></p> <p><u>(Safety design to take into account user and place of usage)</u></p> <p><u>Paragraph 5</u> <u>Taking into account the expected user and place of usage, Electrical Appliances and Materials are to be designed so as to prevent risk of injury or property damage, and are to be marked with proper labeling if necessary.</u></p> <p><u>(Use of components and materials having heat resistance, etc.)</u></p> <p><u>Paragraph 6</u> <u>Components and materials used in Electrical Appliances and Materials shall have proper heat resistance, electrical insulation properties and etc. for the normally expected use environments of the specified Electrical Appliances and Materials.</u></p> <p><u>Article 3 Protection against the Hazardous.</u> <u>(Protection against Electrical Shock)</u></p> <p><u>Paragraph 7</u> <u>To prevent risk of Electrical Shock, Electrical Appliances and Materials are to have the following measurements based on the condition of the place of use and electrical voltage.</u> 1) <u>Hazardous live parts shall be protected from contact by the user and also adequately protected against accessibility by the user.</u> 2) <u>Touch current is to be controlled to levels that do not affect.</u></p> <p><u>(Maintains of Insulation Characteristics)</u></p> <p><u>Paragraph 8</u> <u>Electrical Appliances and Materials shall maintain their insulation characteristics, taking into account internal/external influences to check they are likely to be exposed under normal use conditions as well as conditions at location of use.</u></p> <p><u>(Protection against Fire Hazard)</u></p> <p><u>Paragraph 9</u> <u>Electrical Appliances and Materials are to be constructed that does not reach ignition temperature, use flame retardant parts and materials, or take other measures to prevent risk of injury or property damage due to fire.</u></p> <p><u>(Prevention of Burns)</u></p> <p><u>Paragraph 10</u> <u>Electrical Appliances and Materials are to incorporate design or other measures to prevent burns under normal use conditions. These may include preventing high temperature which could results in burn injuries, preventing easy access to hot parts, etc.</u></p> <p><u>(Prevention of Harm due to Mechanical Hazards)</u></p> <p><u>Paragraph 11</u> 1. <u>Electrical Appliances and Materials are to incorporate adequate design or other measures to prevent</u></p>

Electrical Appliances and Materials Safety Act	Order for Enforcement of the Electrical Appliances and Materials Safety Act	Ordinance for Enforcement of the Electrical Appliances and Materials Safety Act, etc.
		<p><u>risk of injury or property damage caused by tip over and to instability of the product, and user contact with moving parts or sharp edges, etc.</u></p> <p><u>2. Electrical Appliances and Materials are to incorporate design or other measures which provide the necessary mechanical strength to withstand external mechanical forces, capable of occurring during normal use, in order to prevent injury or property damage due to external hazards.</u></p> <p><u>(Prevention of Harm or Injury due to Chemical Hazards)</u> <u>Paragraph 12</u> <u>Electrical Appliances and Materials are to prevent risk of injury or property damage due to leakage melting of chemical substances contained within the specified Electrical Appliances and Materials.</u></p> <p><u>(Prevention of Harm due to Electro Magnetic Waves making from Electrical Appliances and Materials)</u> <u>Paragraph 13</u> <u>Electrical Appliances and Materials are to be incorporate measures to prevent external release of electromagnetic waves which night cause bodily harm.</u></p> <p><u>(Safety Design Taking into Account Typical Use)</u> <u>Paragraph 14</u> <u>Electrical Appliances and Materials are to be designed and, if necessary appropriate marked so as to prevent risk of injury or property damage during normal unattended operation of the specified Electrical Appliances and Materials.</u></p> <p><u>(Prevention of Harm due to Start-up, Re-Start and Stopping)</u> <u>Paragraph 15</u> <u>1. Electrical Appliances and Materials are to present no risk of injury or property damage in case of unexpected start-up.</u> <u>2. Electrical Appliances and Materials are to present no risk of injury or property damage when restarting after stopping or interrupting operation.</u> <u>3. Electrical Appliances and Materials are to present no risk of injury or property damage when their operation unexpected by stops.</u></p> <p><u>(Coordination of Protective Devices and Combination)</u> <u>Paragraph 16</u> <u>Electrical Appliances and Materials are to be so designed that, taking into account the power supply system to which the specified Electrical Appliances and Materials are connected and the other Electrical Appliances and Materials with which they are combined, the operating characteristics of their safety devices ensure that these safety devices with reliably operate in case of abnormal current; and that the current is able to withstand and the abnormal current for the amount of time required for the safety devices to operate.</u></p> <p><u>(Resistance to Electromagnetic Interference)</u> <u>Paragraph 17</u></p>

Electrical Appliances and Materials Safety Act	Order for Enforcement of the Electrical Appliances and Materials Safety Act	Ordinance for Enforcement of the Electrical Appliances and Materials Safety Act, etc.
		<p><u>Electrical Appliances and Materials are to be constructed so as to prevent electrical, magnetic or electromagnetic interference from hindering their safety functions.</u></p> <p><u>Article 4 Noise Level</u></p> <p><u>Paragraph 18</u> <u>Under normal use condition, Electrical Appliances and Materials are no to generate noise that interferes with broadcast reception or telecommunications functions.</u></p> <p><u>Article 5 Marking, etc.</u> <u>(General)</u> <u>Paragraph 19</u> <u>Electrical Appliances and Materials are to be marked with necessary safety information and cautions for use (excluding those required by the Household Goods Quality Labeling Act (法律 No.104:1962) in an easily visible location, by a not easily removable means.</u></p> <p><u>(Labeling Pursuant to safety labeling Systems for Long-Term Use Products)</u> <u>Paragraph 20</u> <u>Labeling for the products indicated below shall, in addition to the provisions of Paragraph 19 above, be as specified in the applicable products below.</u></p> <p><u>1. Portable fans and Ventilation fans (excluding those for industrial use and ventilation fans having electric dryer for dries only if for bathroom use and including an electro Heating Devices ; electro hairdryers are excluded from this exclusion). The following items shall be marked on an easily visible part of the product body by a clearly legible and not easily removable means.</u></p> <p><u>(a) Year of production</u> <u>(b) Standard period of use based on design (standards period for which product has been designed for safety use under standard use condition. Same below)</u> <u>(c) Statement to the effect that use beyond the standard period of use based on design may results in risk of fire, injury or often accident due to aging deterioration.</u></p> <p><u>2. Electric Air Conditioners (exclude those for industrial use). The following items shall be marked on an easily visible part of the product body by a clearly legible and not easily and not easily removable means.</u> <u>(a) Year of production</u> <u>(b) Standard period of use based on design</u> <u>(c) Statement to the effect that use beyond the standard period of use based on design may results in risk of fire, injury or often accident due to aging deterioration.</u></p> <p><u>3. Electric Washing Machine (excluding those for industrial use and those including drying devices) and Electric Spin Extractor (only those incorporated into Electric Washing Machine, and excluding those for industrial use). The following items shall be marked on the equipment itself at easily visible place, with clearly readable and not easily erasable.</u> <u>(a) Year of production.</u> <u>(b) Standard period of use based on design.</u> <u>(c) Statement to the effect that use beyond the standard period of use based on design may</u></p>

Electrical Appliances and Materials Safety Act	Order for Enforcement of the Electrical Appliances and Materials Safety Act	Ordinance for Enforcement of the Electrical Appliances and Materials Safety Act, etc.
		<p><u>results in risk of fire, injury or often accident due to aging deterioration.</u></p> <p>4. <u>Television Receiver (only for those with CRT, excluding those for industrial Use).The following items shall be marked on the equipment itself at easily visible place, with clearly readable and not easily erasable.</u></p> <p><u>(a) Year of production</u></p> <p><u>(b) Standard period of use based on design.</u></p> <p><u>(c) Statement to the effect that use beyond the standard period of use based on design may results in risk of fire, injury or often accident due to aging deterioration.</u></p> <p><u>(Omitted)</u></p> <p>Supplementary Provision</p> <p><u>1. This Ministerial Ordinance shall take effective January 1, 2014</u></p> <p><u>2. Electrical products manufactured or imported before the effective date of this Ministerial Ordinance shall not be requested to its requirements, but rather to those requirements were previously in effective.</u></p> <p>(Public Notice) Review Standards for Dispositions Made by the Minister of Economy, Trade and Industry Based on the Electrical Appliances and Materials Safety Act, etc. (20131220 商 No. 27 , January 1. 2014) (Omitted)</p>
<p>(Obligation of Standards Compliance, etc.) Article 8 (1) (Omitted)</p> <p>(2) A Notifying Supplier shall conduct an inspection of the Electrical Appliances and Materials set forth in the preceding paragraph which are manufactured or imported by the Notifying Supplier (excluding Electrical Appliances and Materials manufactured or imported through the application of the proviso to the preceding paragraph) pursuant to Ordinance of the Ministry of Economy, Trade and Industry, and shall prepare and keep a record of said inspection.</p>	<p>(Special Provisions on Electrical Appliances and Materials Intended for Export)</p> <p>Article 4 (1) Regarding the manufacture or import of electrical appliances and materials exclusively for export by a Notifying Supplier, the provisions of Article 8 of the Act (in the case in which the electrical appliance and material is a specified electrical appliance and material, the same Article and Article 9, paragraph (1) of the Act) shall not apply.</p> <p>(2) (Omitted)</p>	<p>(Method of Inspection, etc.)</p> <p>Article 11 (1) The method of inspection in the inspection prescribed in Article 8, paragraph (2) of the Act shall be as indicated in Appendix Table 3.</p> <p>(2) The matters to be stated in the inspection record by a Notifying Supplier pursuant to the provisions of Article 8, paragraph (2) of the Act shall be the following:</p> <p>(i) The product name and Katashiki (product type) classification, and a summary of the structure, materials, and performance characteristics of the Electrical Appliances and Materials;</p> <p>(ii) The date and location where the inspection was conducted;</p> <p>(iii) The name of the person performing the inspection;</p> <p>(iv) The number of Electrical Appliances and Materials inspected;</p> <p>(v) The method of inspection;</p> <p>(vi) The result of the inspection.</p> <p>(3) The period for which the inspection record shall be preserved pursuant to the provisions of Article 8, paragraph (2) of the Act shall be 3 years from the date of the inspection.</p> <p>Appendix Table 3 Method of Inspection (Re. Article 11)</p> <p>1 Inspection for Specified Electrical Appliances and Materials</p> <p>(1) Inspection conducted in the manufacturing processes</p> <p>Inspection of Specified Electrical Appliances and Materials in manufacturing processes shall be conducted constantly with respect to the structure, material, and performance of said Specified Electrical Appliances and Materials by a method deemed appropriate for ensuring conformity of said Specified Electrical Appliances and Materials to Technical Standards according to the manufacturing method for said Specified Electrical Appliances and Materials.</p> <p>(Remarks) Inspection related to materials or parts may be substituted by receiving inspections conducted when purchasing materials or parts as long as such inspections are deemed as equivalent to or more advanced than said inspection.</p>

Electrical Appliances and Materials Safety Act	Order for Enforcement of the Electrical Appliances and Materials Safety Act	Ordinance for Enforcement of the Electrical Appliances and Materials Safety Act, etc.																	
		<p>(2) Inspection conducted on finished products</p> <p>As for finished products of Specified Electrical Appliances and Materials, inspection shall be conducted on the appearance for fuses (thermal fuses with a container, excluding fuses with a container that is not charged), on the appearance, dielectric strength, and energization as well as items listed in the right column of the following table for the Specified Electrical Appliances and Materials listed in the left column of the following table, and on the appearance, dielectric strength, and energization for other Specified Electrical Appliances and Materials on a product-by-product basis by the test methods specified in Technical Standards or those equivalent to or more advanced than those methods. However, inspection on overcurrent tripping characteristics shall be conducted by the test methods specified in 3 (3) g (a) a or b in Appendix Table 4 of the Ministerial Ordinance Specifying Technical Standards for Electrical Appliances and Materials or those equivalent to or more advanced than those methods, and inspection on overcurrent protection characteristics shall be conducted by the test methods specified in 3 (3) h (b) a (a) and d in Appendix Table 4 of the Ministerial Ordinance Specifying Technical Standards for Electrical Appliances and Materials or those equivalent to or more advanced than those methods.</p> <table border="1" data-bbox="1312 683 2105 963"> <tr> <th colspan="2">Specified Electrical Appliances and Materials</th><th>Item to be inspected</th></tr> <tr> <td colspan="2">Circuit-breakers</td><td>Overcurrent tripping characteristics</td></tr> <tr> <td rowspan="2">Earth leakage circuit-breakers</td><td>Those of fast operating type</td><td>Overcurrent tripping characteristics and overcurrent protection characteristics</td></tr> <tr> <td>Others</td><td>Overcurrent tripping characteristics</td></tr> <tr> <td colspan="2">Meter rate current limiters</td><td>Operating characteristics</td></tr> <tr> <td colspan="2">Appliances listed in items (vi) to (x) in Appendix Table 1 of the Order for Enforcement that have an automatic switch activated by a temperature change and used as an overtemperature protection system</td><td>Operating characteristics of the automatic switch activated by a temperature change and used as an overtemperature protection system</td></tr> </table> <p>(3) Inspection conducted on samples</p> <p>Inspection on samples extracted randomly from materials, parts, not-finished products, or finished products of Specified Electrical Appliances and Materials shall be conducted for inspection items related to said samples specified in Technical Standards by the test methods specified in said Technical Standards or those equivalent to or more advanced than those methods when changes are made to the major materials or parts, design, manufacturing method, or manufacturing equipment of said Specified Electrical Appliances and Materials and when such inspection is deemed necessary to ensure that the materials, parts, or not-finished products of said Specified Electrical Appliances and Materials conform to Technical Standards.</p> <p>(Remarks) Inspection related to materials or parts may be substituted by receiving inspections conducted when purchasing materials or parts as long as such inspections are deemed as equivalent to or more advanced than said inspection.</p> <p>2 Inspection for Electrical Appliances and Materials Listed in Appendix Table 2 of the Order for Enforcement</p> <p>Inspection shall be conducted on the appearance for conduits, their accessories and cable wiring switch boxes, fuses, incandescent lamps, fluorescent lamps, and lights designed for decorative purposes, on the appearance and dielectric strength for belt conveyers and barber chairs, on the appearance and output</p>	Specified Electrical Appliances and Materials		Item to be inspected	Circuit-breakers		Overcurrent tripping characteristics	Earth leakage circuit-breakers	Those of fast operating type	Overcurrent tripping characteristics and overcurrent protection characteristics	Others	Overcurrent tripping characteristics	Meter rate current limiters		Operating characteristics	Appliances listed in items (vi) to (x) in Appendix Table 1 of the Order for Enforcement that have an automatic switch activated by a temperature change and used as an overtemperature protection system		Operating characteristics of the automatic switch activated by a temperature change and used as an overtemperature protection system
Specified Electrical Appliances and Materials		Item to be inspected																	
Circuit-breakers		Overcurrent tripping characteristics																	
Earth leakage circuit-breakers	Those of fast operating type	Overcurrent tripping characteristics and overcurrent protection characteristics																	
	Others	Overcurrent tripping characteristics																	
Meter rate current limiters		Operating characteristics																	
Appliances listed in items (vi) to (x) in Appendix Table 1 of the Order for Enforcement that have an automatic switch activated by a temperature change and used as an overtemperature protection system		Operating characteristics of the automatic switch activated by a temperature change and used as an overtemperature protection system																	

Electrical Appliances and Materials Safety Act	Order for Enforcement of the Electrical Appliances and Materials Safety Act	Ordinance for Enforcement of the Electrical Appliances and Materials Safety Act, etc.
		<p>voltage for secondary lithium ion batteries, and on the appearance, dielectric strength, and energization for other Electrical Appliances and Materials listed in Appendix Table 2 of the Order for Enforcement on a product-by-product basis by the test methods specified in Technical Standards or those equivalent to or more advanced than those methods.</p> <p>(Preservation by an Electromagnetic Method) Article 12 (1) The inspection record prescribed by Article 8, paragraph (2) of the Act may be prepared and preserved by recording the matters listed in each of the items under paragraph (2) of the preceding Article using an electromagnetic method (refers to electronic methods, magnetic methods, or other methods unrecognizable by the human senses; the same shall apply in Article 28). (2) In the case of preservation pursuant to the provisions of the preceding paragraph, the preservation shall be accomplished so that the inspection record of the same paragraph may be immediately represented using an electronic computer or other device as necessary. (3) In the case of preservation pursuant to the provisions of paragraph (1), efforts shall be made to adhere to standards prescribed by the Minister of Economy, Trade and Industry.</p> <p>Ordinance for Enforcement of the Act on ICT Use in Preservation of Documents by Private Business Operators Pertaining to Acts Governed by the Ministry of Economy, Trade and Industry (Ordinance of the Ministry of Economy, Trade and Industry No. 32 of March 29, 2005) (Omitted)</p> <p>Ministerial Ordinance Specifying Technical Standards for Electric Appliances and Materials (Ordinance of the Ministry of International Trade and Industry No. 85 of August 14, 1962) (Omitted)</p>
<p>(Conformity Assessment of Specified Electrical Appliances and Materials) Article 9 (1) When the Electrical Appliances and Materials that are set forth in paragraph (1) of the preceding Article and manufactured or imported by a Notifying Supplier (excluding Electrical Appliances and Materials manufactured or imported through application of the proviso to said paragraph) are Specified Electrical Appliances and Materials, the Notifying Supplier shall, before their sale, have them assessed with respect to the following items (hereinafter referred to as a "Conformity Assessment") by an organization registered with the Minister of Economy, Trade and Industry pursuant to the provisions of the following paragraph, and shall obtain and retain the certificate set forth in said paragraph; provided, however, that this shall not apply in the case where the certificate set forth in said paragraph pertaining to item (ii) has already been obtained and retained for a Specified Electrical Appliance and Material of the same Katashiki (product type) as said Specified Electrical Appliance and Material and the period specified by Cabinet Order for each Specified Electrical Appliance and Material, calculated from the day on which said certificate was obtained, has not yet lapsed, or</p>	<p>(Transitional Period for Preservation of Certificates) Article 2 The period prescribed by Cabinet Order under the proviso of Article 9, paragraph (1) of the Act shall be as listed in the right-hand columns of Appendix Table 1 respectively for each of the specified electrical appliances and materials listed in the left-hand columns of the same table.</p> <p>(Special Provisions on Electrical Appliances and Materials Intended for Export) Article 4 (1) Regarding the manufacture or import of electrical appliances and materials exclusively for export by a Notifying Supplier, the provisions of Article 8 of the Act (in the case in which the electrical appliance and material is a specified electrical appliance and material, the same Article and Article 9, paragraph (1) of the Act) shall not apply. (2) (Omitted)</p>	<p>(Items Equivalent to a Certificate) Article 13 Items prescribed by Ordinance of the Ministry of Economy, Trade and Industry as equivalent to a certificate of Article 9, paragraph (2) of the Act pursuant to the provisions of paragraph (1) of the same Article shall be the items listed below: (i) With regard to Specified Electrical Appliances and Materials Katashiki (product types) the Notifying Supplier is seeking to import, when the manufacturer in a foreign country manufacturing said Electrical Appliances and Materials possesses documentation indicating conformity with Technical Standards prescribed in Article 8, paragraph (1) of the Act and standards prescribed in Article 15 based on an assessment by methods listed in the following Article which was delivered by a Domestic Registered Conformity Assessment Body or a Foreign Registered Conformity Assessment Body (referred to collectively hereinafter as a "Conformity Assessment Body"), a copy of said documentation issued upon request from the manufacturer by the Conformity Assessment Body which delivered that documentation, during the interval from the date the documentation was delivered to the manufacturer until the date on which the period prescribed by Cabinet Order under Article 9, paragraph (1) of the Act for each Specified Electrical Appliances and Materials has elapsed; (ii) With regard to Specified Electrical Appliances and Materials Katashiki (product types) the Notifying Supplier is seeking to import, when the business entity manufacturing said Specified Electrical Appliances and Materials (limited to Notifying Suppliers; referred to hereinafter in this item as "Notifying Manufacturer") possesses a certificate under Article 9, paragraph (2) of the Act delivered by a Conformity Assessment Body, a copy of said certificate issued upon request from the Notifying</p>

Electrical Appliances and Materials Safety Act	Order for Enforcement of the Electrical Appliances and Materials Safety Act	Ordinance for Enforcement of the Electrical Appliances and Materials Safety Act, etc.																	
<p>in the case where documentation specified by Ordinance of the Ministry of Economy, Trade and Industry as the equivalent of the certificate set forth in said paragraph is retained:</p> <p>(i) Said Specified Electrical Appliances and Materials; and</p> <p>(ii) The Specified Electrical Appliances and Materials used for testing and the assessment facilities for said Specified Electrical Appliances and Materials which are in the Notifying Supplier's plant or workplace, and other matters as specified by Ordinance of the Ministry of Economy, Trade and Industry.</p> <p>(2) The registered bodies set forth in the preceding paragraph shall conduct a Conformity Assessment of the matters listed in the items of said paragraph using a method specified by Ordinance of the Ministry of Economy, Trade and Industry, and when these matters are found to comply with the Technical Standards and other standards specified by Ordinance of the Ministry of Economy, Trade and Industry relating to the assessment facilities set forth in item (ii) of said paragraph and other matters specified by Ordinance of the Ministry of Economy, Trade and Industry, it may issue to the Notifying Supplier a certificate to that effect pursuant to Ordinance of the Ministry of Economy, Trade and Industry.</p>		<p>Manufacturer by the Conformity Assessment Body which delivered that certificate, during the interval from the date the certificate was delivered to the Notifying Manufacturer until the date on which the period prescribed by Cabinet Order under Article 9, paragraph (1) of the Act for each Specified Electrical Appliances and Materials has elapsed;</p> <p>(iii) Items specially recognized as equivalent items by the Minister of Economy, Trade and Industry, in addition to those listed in the preceding 2 items above.</p> <p>(Method of Conformity Assessment)</p> <p>Article 14 Of the assessment methods prescribed by Ordinance of the Ministry of Economy, Trade and Industry under Article 9, paragraph (2) of the Act, those listed in paragraph (1), item (ii) of the same Article shall be deemed to be methods recognized as appropriate for confirming conformity with Technical Standards prescribed in Article 8, paragraph (1) of the Act, and methods recognized as appropriate for confirming conformity with standard prescribed in the following article in the factory or workplace of a Notifying Supplier pertaining to the Conformity Assessment with respect to assessment facilities and other items prescribed by Ordinance of the Ministry of Economy, Trade and Industry.</p> <p>(Standards Prescribed by Ordinance of the Ministry of Economy, Trade and Industry under Article 9, Paragraph (2) of the Act)</p> <p>Article 15 The standards prescribed by Ordinance of the Ministry of Economy, Trade and Industry under Article 9, paragraph (2) of the Act shall be as listed in the Technical Standard column of Appendix Table 4 respectively for each item of assessment facilities listed in the Assessment Facilities column of the same table.</p> <p>Appendix Table 4 Items of Assessment Facilities (Re. Article 15)</p> <table> <tr> <th>Classification s of Electrical Appliances and Materials</th><th>Assessment Facilities</th><th>Technical Requirements</th></tr> <tr> <td rowspan="5">Rubber insulated electric wires</td><td>Dimension measuring equipment</td><td>Equipped with measuring equipment that can measure the diameter and thickness to an accuracy equivalent or superior to a micrometer or caliper</td></tr> <tr> <td>Insulation resistance testing facilities</td><td>Equipped with a 100V or larger AC/DC Power Supply and a water tank, as well as an insulation resistance tester or a bridge</td></tr> <tr> <td>Dielectric strength testing facilities</td><td>(1) Equipped with a transformer, voltage regulator, and voltage indicator (with an accuracy level of 1.5 or higher), or a dielectric strength tester incorporating these, and a water tank (2) The secondary voltage can be adjusted to dielectric strength test voltages of electric wires easily and smoothly</td></tr> <tr> <td>Conductor resistance testing facilities</td><td>Equipped with a bridge and galvanometer or other equipment that can measure conductor resistance to an accuracy equivalent or superior to these</td></tr> <tr> <td>Tensile testing facilities</td><td>Equipped with a test piece cutter, constant temperature reservoir, and tensile tester</td></tr> <tr> <td>Synthetic resin</td><td>Dimension measuring</td><td>Equipped with measuring equipment that can measure the diameter and thickness to an accuracy equivalent or superior to</td></tr> </table>	Classification s of Electrical Appliances and Materials	Assessment Facilities	Technical Requirements	Rubber insulated electric wires	Dimension measuring equipment	Equipped with measuring equipment that can measure the diameter and thickness to an accuracy equivalent or superior to a micrometer or caliper	Insulation resistance testing facilities	Equipped with a 100V or larger AC/DC Power Supply and a water tank, as well as an insulation resistance tester or a bridge	Dielectric strength testing facilities	(1) Equipped with a transformer, voltage regulator, and voltage indicator (with an accuracy level of 1.5 or higher), or a dielectric strength tester incorporating these, and a water tank (2) The secondary voltage can be adjusted to dielectric strength test voltages of electric wires easily and smoothly	Conductor resistance testing facilities	Equipped with a bridge and galvanometer or other equipment that can measure conductor resistance to an accuracy equivalent or superior to these	Tensile testing facilities	Equipped with a test piece cutter, constant temperature reservoir, and tensile tester	Synthetic resin	Dimension measuring	Equipped with measuring equipment that can measure the diameter and thickness to an accuracy equivalent or superior to
Classification s of Electrical Appliances and Materials	Assessment Facilities	Technical Requirements																	
Rubber insulated electric wires	Dimension measuring equipment	Equipped with measuring equipment that can measure the diameter and thickness to an accuracy equivalent or superior to a micrometer or caliper																	
	Insulation resistance testing facilities	Equipped with a 100V or larger AC/DC Power Supply and a water tank, as well as an insulation resistance tester or a bridge																	
	Dielectric strength testing facilities	(1) Equipped with a transformer, voltage regulator, and voltage indicator (with an accuracy level of 1.5 or higher), or a dielectric strength tester incorporating these, and a water tank (2) The secondary voltage can be adjusted to dielectric strength test voltages of electric wires easily and smoothly																	
	Conductor resistance testing facilities	Equipped with a bridge and galvanometer or other equipment that can measure conductor resistance to an accuracy equivalent or superior to these																	
	Tensile testing facilities	Equipped with a test piece cutter, constant temperature reservoir, and tensile tester																	
Synthetic resin	Dimension measuring	Equipped with measuring equipment that can measure the diameter and thickness to an accuracy equivalent or superior to																	

Electrical Appliances and Materials Safety Act	Order for Enforcement of the Electrical Appliances and Materials Safety Act	Ordinance for Enforcement of the Electrical Appliances and Materials Safety Act, etc.		
		insulated electric wires	equipment	a micrometer or caliper
			Insulation resistance testing facilities	Equipped with a 100V or larger AC/DC Power Supply and a water tank, as well as an insulation resistance tester or a bridge
			Dielectric strength testing facilities	(1) Equipped with a transformer, voltage regulator, and voltage indicator (with an accuracy level of 1.5 or higher), or a dielectric strength tester incorporating these, and a water tank (2) The secondary voltage can be adjusted to dielectric strength test voltages of electric wires easily and smoothly
			Conductor resistance testing facilities	Equipped with a bridge and galvanometer or other equipment that can measure conductor resistance to an accuracy equivalent or superior to these
			Tensile testing facilities	Equipped with a test piece cutter, constant temperature reservoir, and tensile tester
		Link fuses	Dimension measuring equipment	Equipped with measuring equipment that can measure the diameter and thickness to an accuracy equivalent or superior to a micrometer or caliper
			Function testing facilities	Equipped with a current regulator and ammeter (with an accuracy level of 0.5 or higher)
		Covered fuses	Dimension measuring equipment	Equipped with measuring equipment that can measure the diameter and thickness to an accuracy equivalent or superior to a micrometer or caliper
			Insulation resistance testing facilities	Equipped with a 500V insulation resistance tester, or other equipment that can measure insulation resistance to an accuracy equivalent or superior to it
			Function testing facilities	Equipped with a current regulator and ammeter (with an accuracy level of 0.5 or higher)
		Thermal fuses	Dimension measuring equipment	Equipped with measuring equipment that can measure the diameter and thickness to an accuracy equivalent or superior to a micrometer or caliper
			Melting operation testing facilities and temperature testing facilities	Equipped with a current regulator, ammeter (with an accuracy level of 0.5 or higher), and constant temperature reservoir (that can increase the temperature by 1°C per one minute and can maintain a certain temperature for 48 hours)
			Insulation resistance testing facilities	Equipped with a 500V insulation resistance tester, or other equipment that can measure insulation resistance to an accuracy equivalent or superior to it
		Wiring devices	Dimension measuring equipment	Equipped with measuring equipment that can measure the diameter and thickness to an accuracy equivalent or superior to a micrometer or caliper
			Insulation resistance testing facilities	Equipped with a 500V insulation resistance tester, or other equipment that can measure insulation resistance to an accuracy equivalent or superior to it
			Dielectric	(1) Equipped with a transformer, voltage regulator, and voltage

Electrical Appliances and Materials Safety Act	Order for Enforcement of the Electrical Appliances and Materials Safety Act	Ordinance for Enforcement of the Electrical Appliances and Materials Safety Act, etc.		
			strength testing facilities	indicator (with an accuracy level of 1.5 or higher), or a dielectric strength tester incorporating these (2) The secondary voltage can be adjusted to dielectric strength test voltages of wiring devices easily and smoothly
		Current limiters	Dimension measuring equipment	Equipped with measuring equipment that can measure the diameter and thickness to an accuracy equivalent or superior to a micrometer or caliper
			Insulation resistance testing facilities	Equipped with a 500V insulation resistance tester, or other equipment that can measure insulation resistance to an accuracy equivalent or superior to it
			Dielectric strength testing facilities	(1) Equipped with a transformer, voltage regulator, and voltage indicator (with an accuracy level of 1.5 or higher), or a dielectric strength tester incorporating these (2) The secondary voltage can be adjusted to dielectric strength test voltages of current limiters easily and smoothly
			Switching testing facilities and temperature testing facilities	Equipped with a switching tester, voltage regulator, voltage indicator (with an accuracy level of 0.5 or higher), ammeter (with an accuracy level of 0.5 or higher), loading device, and thermocouple thermometer
			Characteristics testing facilities	Equipped with a voltage regulator, voltage indicator (with an accuracy level of 0.5 or higher), ammeter (with an accuracy level of 0.5 or higher), and loading device
		Single-phase small power transformers	Dimension measuring equipment	Equipped with measuring equipment that can measure the diameter and thickness to an accuracy equivalent or superior to a micrometer or caliper
			Insulation resistance testing facilities	Equipped with a 500V insulation resistance tester, or other equipment that can measure insulation resistance to an accuracy equivalent or superior to it
			Dielectric strength testing facilities	(1) Equipped with a transformer, voltage regulator, and voltage indicator (with an accuracy level of 1.5 or higher), or a dielectric strength tester incorporating these (2) The secondary voltage can be adjusted to dielectric strength test voltages of small power transformers easily and smoothly
			Temperature testing facilities	Equipped with a voltage regulator, voltage indicator (with an accuracy level of 0.5 or higher), ammeter (with an accuracy level of 0.5 or higher), and thermocouple thermometer
			No-load testing facilities	Equipped with a voltage regulator, voltage indicator (with an accuracy level of 0.5 or higher), ammeter (with an accuracy level of 0.5 or higher), and wattmeter (with an accuracy level of 0.5 or higher)
		Electric heating appliances	Dimension measuring equipment	Equipped with measuring equipment that can measure the diameter and thickness to an accuracy equivalent or superior to a micrometer or caliper
			Insulation resistance testing	Equipped with a 500V insulation resistance tester, or other equipment that can measure insulation resistance to an

Electrical Appliances and Materials Safety Act	Order for Enforcement of the Electrical Appliances and Materials Safety Act	Ordinance for Enforcement of the Electrical Appliances and Materials Safety Act, etc.		
			facilities	accuracy equivalent or superior to it
			Dielectric strength testing facilities	(1) Equipped with a transformer, voltage regulator, and voltage indicator (with an accuracy level of 1.5 or higher), or a dielectric strength tester incorporating these (2) The secondary voltage can be adjusted to dielectric strength test voltages of electric heating appliances easily and smoothly
			Temperature testing facilities	Equipped with voltage regulator, voltage indicator (with an accuracy level of 0.5 or higher), ammeter (with an accuracy level of 0.5 or higher), and thermocouple thermometer
		Motor-operated mechanical devices	Dimension measuring equipment	Equipped with measuring equipment that can measure the diameter and thickness to an accuracy equivalent or superior to a micrometer or caliper
			Insulation resistance testing facilities	Equipped with a 500V insulation resistance tester, or other equipment that can measure insulation resistance to an accuracy equivalent or superior to it
			Dielectric strength testing facilities	(1) Equipped with a transformer, voltage regulator, and voltage indicator (with an accuracy level of 1.5 or higher), or a dielectric strength tester incorporating these (2) The secondary voltage can be adjusted to dielectric strength test voltages of motor-operated mechanical devices easily and smoothly
			Temperature testing facilities	Equipped with a voltage regulator, voltage indicator (with an accuracy level of 0.5 or higher), ammeter (with an accuracy level of 0.5 or higher), and thermocouple thermometer
			Characteristics testing facilities	Equipped with a voltage regulator, voltage indicator (with an accuracy level of 0.5 or higher), ammeter (with an accuracy level of 0.5 or higher), and wattmeter (with an accuracy level of 0.5 or higher)
		Electronic appliances	Dimension measuring equipment	Equipped with measuring equipment that can measure the diameter and thickness to an accuracy equivalent or superior to a micrometer or caliper
			Insulation resistance testing facilities	Equipped with a 500V insulation resistance tester, or other equipment that can measure insulation resistance to an accuracy equivalent or superior to it
			Dielectric strength testing facilities	(1) Equipped with a transformer, voltage regulator, and voltage indicator (with an accuracy level of 1.5 or higher), or a dielectric strength tester incorporating these (2) The secondary voltage can be adjusted to dielectric strength test voltages of electronic appliances easily and smoothly
			Temperature testing facilities	Equipped with a voltage regulator, voltage indicator (with an accuracy level of 0.5 or higher), ammeter (with an accuracy level of 0.5 or higher), and thermocouple thermometer
		AC electrical appliances	Dimension measuring	Equipped with measuring equipment that can measure the diameter and thickness to an accuracy equivalent or superior to

Electrical Appliances and Materials Safety Act	Order for Enforcement of the Electrical Appliances and Materials Safety Act	Ordinance for Enforcement of the Electrical Appliances and Materials Safety Act, etc.																								
		<table><tr><td rowspan="5"></td><td>equipment</td><td>a micrometer or caliper</td></tr><tr><td>Insulation resistance testing facilities</td><td>Equipped with a 500V insulation resistance tester, or other equipment that can measure insulation resistance to an accuracy equivalent or superior to it</td></tr><tr><td>Dielectric strength testing facilities</td><td>(1) Equipped with a transformer, voltage regulator, and voltage indicator (with an accuracy level of 1.5 or higher), or a dielectric strength tester incorporating these (2) The secondary voltage can be adjusted to dielectric strength test voltages of AC electrical appliances easily and smoothly</td></tr><tr><td>Temperature testing facilities</td><td>Equipped with a voltage regulator, voltage indicator (with an accuracy level of 0.5 or higher), ammeter (with an accuracy level of 0.5 or higher), and thermocouple thermometer</td></tr><tr><td>Characteristics testing facilities</td><td>Equipped with a voltage regulator, voltage indicator (with an accuracy level of 0.5 or higher), ammeter (with an accuracy level of 0.5 or higher), and wattmeter (with an accuracy level of 0.5 or higher)</td></tr><tr><td rowspan="5">Portable power generators</td><td>Dimension measuring equipment</td><td>Equipped with measuring equipment that can measure the diameter and thickness to an accuracy equivalent or superior to a micrometer or caliper</td></tr><tr><td>Insulation resistance testing facilities</td><td>Equipped with a 500V insulation resistance tester, or other equipment that can measure insulation resistance to an accuracy equivalent or superior to it</td></tr><tr><td>Dielectric strength testing facilities</td><td>(1) Equipped with a transformer, voltage regulator, and voltage indicator (with an accuracy level of 1.5 or higher), or a dielectric strength tester incorporating these (2) The secondary voltage can be adjusted to dielectric strength test voltages of portable power generators easily and smoothly</td></tr><tr><td>Temperature testing facilities</td><td>Equipped with a voltage regulator, voltage indicator (with an accuracy level of 0.5 or higher), ammeter (with an accuracy level of 0.5 or higher), and thermocouple thermometer</td></tr><tr><td>Characteristics testing facilities</td><td>Equipped with a voltage indicator (with an accuracy level of 0.5 or higher), ammeter (with an accuracy level of 0.5 or higher), wattmeter (with an accuracy level of 0.5 or higher), resistive loading device, and tachometer or frequency meter</td></tr></table>				equipment	a micrometer or caliper	Insulation resistance testing facilities	Equipped with a 500V insulation resistance tester, or other equipment that can measure insulation resistance to an accuracy equivalent or superior to it	Dielectric strength testing facilities	(1) Equipped with a transformer, voltage regulator, and voltage indicator (with an accuracy level of 1.5 or higher), or a dielectric strength tester incorporating these (2) The secondary voltage can be adjusted to dielectric strength test voltages of AC electrical appliances easily and smoothly	Temperature testing facilities	Equipped with a voltage regulator, voltage indicator (with an accuracy level of 0.5 or higher), ammeter (with an accuracy level of 0.5 or higher), and thermocouple thermometer	Characteristics testing facilities	Equipped with a voltage regulator, voltage indicator (with an accuracy level of 0.5 or higher), ammeter (with an accuracy level of 0.5 or higher), and wattmeter (with an accuracy level of 0.5 or higher)	Portable power generators	Dimension measuring equipment	Equipped with measuring equipment that can measure the diameter and thickness to an accuracy equivalent or superior to a micrometer or caliper	Insulation resistance testing facilities	Equipped with a 500V insulation resistance tester, or other equipment that can measure insulation resistance to an accuracy equivalent or superior to it	Dielectric strength testing facilities	(1) Equipped with a transformer, voltage regulator, and voltage indicator (with an accuracy level of 1.5 or higher), or a dielectric strength tester incorporating these (2) The secondary voltage can be adjusted to dielectric strength test voltages of portable power generators easily and smoothly	Temperature testing facilities	Equipped with a voltage regulator, voltage indicator (with an accuracy level of 0.5 or higher), ammeter (with an accuracy level of 0.5 or higher), and thermocouple thermometer	Characteristics testing facilities	Equipped with a voltage indicator (with an accuracy level of 0.5 or higher), ammeter (with an accuracy level of 0.5 or higher), wattmeter (with an accuracy level of 0.5 or higher), resistive loading device, and tachometer or frequency meter
	equipment	a micrometer or caliper																								
	Insulation resistance testing facilities	Equipped with a 500V insulation resistance tester, or other equipment that can measure insulation resistance to an accuracy equivalent or superior to it																								
	Dielectric strength testing facilities	(1) Equipped with a transformer, voltage regulator, and voltage indicator (with an accuracy level of 1.5 or higher), or a dielectric strength tester incorporating these (2) The secondary voltage can be adjusted to dielectric strength test voltages of AC electrical appliances easily and smoothly																								
	Temperature testing facilities	Equipped with a voltage regulator, voltage indicator (with an accuracy level of 0.5 or higher), ammeter (with an accuracy level of 0.5 or higher), and thermocouple thermometer																								
	Characteristics testing facilities	Equipped with a voltage regulator, voltage indicator (with an accuracy level of 0.5 or higher), ammeter (with an accuracy level of 0.5 or higher), and wattmeter (with an accuracy level of 0.5 or higher)																								
Portable power generators	Dimension measuring equipment	Equipped with measuring equipment that can measure the diameter and thickness to an accuracy equivalent or superior to a micrometer or caliper																								
	Insulation resistance testing facilities	Equipped with a 500V insulation resistance tester, or other equipment that can measure insulation resistance to an accuracy equivalent or superior to it																								
	Dielectric strength testing facilities	(1) Equipped with a transformer, voltage regulator, and voltage indicator (with an accuracy level of 1.5 or higher), or a dielectric strength tester incorporating these (2) The secondary voltage can be adjusted to dielectric strength test voltages of portable power generators easily and smoothly																								
	Temperature testing facilities	Equipped with a voltage regulator, voltage indicator (with an accuracy level of 0.5 or higher), ammeter (with an accuracy level of 0.5 or higher), and thermocouple thermometer																								
	Characteristics testing facilities	Equipped with a voltage indicator (with an accuracy level of 0.5 or higher), ammeter (with an accuracy level of 0.5 or higher), wattmeter (with an accuracy level of 0.5 or higher), resistive loading device, and tachometer or frequency meter																								
(Marking) Article 10 (1) When a Notifying Supplier has performed its obligations pursuant to the provisions of Article 8, paragraph (2) (in the case of Specified Electrical Appliances and Materials, Article 8, paragraph (2) and Article 9, paragraph (1)) concerning compliance with the Technical Requirements for Electrical Appliances and Materials of the Katashiki (product type) pertaining to the notification, it may affix marking to said Electrical Appliances and Materials in the form specified by Ordinance of the Ministry of Economy, Trade and Industry.	(Delegation of Authority) Article 6 (Omitted)	(Methods of Marking) Article 17 (1) The methods prescribed by Ordinance of the Ministry of Economy, Trade and Industry under Article 10, paragraph (1) of the Act shall be according to methods of marking prescribed in Appendix Table 5 for matters to be marked as listed below: (i) For Specified Electrical Appliances and Materials listed in the left-hand column of Appendix Table 1 of the Order, the codes prescribed in Appendix Table 6, the name of the Notifying Supplier, and the name of the Conformity Assessment Body which delivered the certificate prescribed in Article 9, paragraph (2) of the Act; (ii) For Electrical Appliances and Materials listed in Appendix Table 2 of the Order, the codes prescribed in the Appendix Table 7 and the name of the Notifying Supplier.																								

Electrical Appliances and Materials Safety Act	Order for Enforcement of the Electrical Appliances and Materials Safety Act	Ordinance for Enforcement of the Electrical Appliances and Materials Safety Act, etc.								
(2) Except where a Notifying Supplier affixes marking to the Electrical Appliances and Materials of the Katashiki (product type) pertaining to the notification pursuant to the provisions of the preceding paragraph, no person shall affix marking as set forth in said paragraph or any other marking similar thereto to the Electrical Appliances and Materials.		(2) With regard to the name of the Notifying Supplier or Conformity Assessment Body to be marked pursuant to the provisions of the preceding paragraph, with the approval of the Minister of Economy, Trade and Industry, and only when notified to the Minister of Economy, Trade and Industry, that entity may use the approved abbreviation or the notified registered trademark (referring to a registered trademark under Article 2, paragraph (5) of the Trademark Act (Act No. 127 of 1959).								
		(3) Notifying Suppliers or Conformity Assessment Bodies seeking to gain approval or make notification pursuant to the provisions of the preceding paragraph shall file an application using Form No. 9 or notification using Form No. 10 with the Minister of Economy, Trade and Industry.								
		[Form No. 9] Application of Approval for Abbreviation Marking (Omitted)								
		[Form No. 10] Notification of Registered-Trademark Marking (Omitted)								
		Appendix Table 5 Marking Methods of Electrical Appliances and Materials (Re. Article 17)								
		<table><tr><th>Electrical Appliances and Materials</th><th>Marking Methods</th></tr><tr><td>Electric wires</td><td>1 For products other than fluorine resin insulated wires, the required matters should be indicated by a method not easily erased on the surface of the wire for every 1m or less (for 600V rubber insulated wires, rubber codes, or others for which it is difficult to indicate such matters on the surface thereof, on a tape included in the coating of the wire in succession); provided, however, that for Specified Electrical Appliances and Materials, if the name of the Conformity Assessment Body which delivered the certificate (hereinafter referred to as the "Conformity Assessment Body's name") is indicated on a tag for each roll of the product, the Conformity Assessment Body's name may be omitted from the marking. 2 For fluorine resin insulated wires, the required matters should be indicated on a tag for each roll of the product by a method not easily erased. 3 For electric wires that are exclusively used in a manner as to be incorporated in component panels of prefabricated houses, etc., it may be omitted if the required matters are indicated on said component panel by a method not easily erased.</td></tr><tr><td>Electric floor heating</td><td>The required matters should be indicated by a method not easily erased at the connection between the heating element and the lead wire or on the surface of insulated coating close to said connection.</td></tr><tr><td>Conduits and accessories thereof, as well as cable wiring switch boxes</td><td>1 For products other than synthetic resin flexible conduits, CD conduits, Class I flexible metal conduits, and Class II flexible metal conduits, the required matters should be indicated on the surface of the product by a method not easily erased; provided, however, that it may be omitted if the code prescribed in Appendix Table 7 or the name of the Notifying Supplier (hereinafter referred to as the "Notifying Supplier's name") is indicated on the surface of the package by a method not easily erased. 2 For synthetic resin flexible conduits, CD conduits, or Class II flexible metal conduits, for which it is easy to indicate the required matters on the surface thereof, and for Class I flexible metal conduits, such matters should be indicated by a method not easily erased on the surface of the conduit for every 1m or less. 3 For synthetic resin flexible conduits, CD conduits, or Class II flexible metal conduits, for which it is difficult to indicate the required matters on the</td></tr></table>	Electrical Appliances and Materials	Marking Methods	Electric wires	1 For products other than fluorine resin insulated wires, the required matters should be indicated by a method not easily erased on the surface of the wire for every 1m or less (for 600V rubber insulated wires, rubber codes, or others for which it is difficult to indicate such matters on the surface thereof, on a tape included in the coating of the wire in succession); provided, however, that for Specified Electrical Appliances and Materials, if the name of the Conformity Assessment Body which delivered the certificate (hereinafter referred to as the "Conformity Assessment Body's name") is indicated on a tag for each roll of the product, the Conformity Assessment Body's name may be omitted from the marking. 2 For fluorine resin insulated wires, the required matters should be indicated on a tag for each roll of the product by a method not easily erased. 3 For electric wires that are exclusively used in a manner as to be incorporated in component panels of prefabricated houses, etc., it may be omitted if the required matters are indicated on said component panel by a method not easily erased.	Electric floor heating	The required matters should be indicated by a method not easily erased at the connection between the heating element and the lead wire or on the surface of insulated coating close to said connection.	Conduits and accessories thereof, as well as cable wiring switch boxes	1 For products other than synthetic resin flexible conduits, CD conduits, Class I flexible metal conduits, and Class II flexible metal conduits, the required matters should be indicated on the surface of the product by a method not easily erased; provided, however, that it may be omitted if the code prescribed in Appendix Table 7 or the name of the Notifying Supplier (hereinafter referred to as the "Notifying Supplier's name") is indicated on the surface of the package by a method not easily erased. 2 For synthetic resin flexible conduits, CD conduits, or Class II flexible metal conduits, for which it is easy to indicate the required matters on the surface thereof, and for Class I flexible metal conduits, such matters should be indicated by a method not easily erased on the surface of the conduit for every 1m or less. 3 For synthetic resin flexible conduits, CD conduits, or Class II flexible metal conduits, for which it is difficult to indicate the required matters on the
Electrical Appliances and Materials	Marking Methods									
Electric wires	1 For products other than fluorine resin insulated wires, the required matters should be indicated by a method not easily erased on the surface of the wire for every 1m or less (for 600V rubber insulated wires, rubber codes, or others for which it is difficult to indicate such matters on the surface thereof, on a tape included in the coating of the wire in succession); provided, however, that for Specified Electrical Appliances and Materials, if the name of the Conformity Assessment Body which delivered the certificate (hereinafter referred to as the "Conformity Assessment Body's name") is indicated on a tag for each roll of the product, the Conformity Assessment Body's name may be omitted from the marking. 2 For fluorine resin insulated wires, the required matters should be indicated on a tag for each roll of the product by a method not easily erased. 3 For electric wires that are exclusively used in a manner as to be incorporated in component panels of prefabricated houses, etc., it may be omitted if the required matters are indicated on said component panel by a method not easily erased.									
Electric floor heating	The required matters should be indicated by a method not easily erased at the connection between the heating element and the lead wire or on the surface of insulated coating close to said connection.									
Conduits and accessories thereof, as well as cable wiring switch boxes	1 For products other than synthetic resin flexible conduits, CD conduits, Class I flexible metal conduits, and Class II flexible metal conduits, the required matters should be indicated on the surface of the product by a method not easily erased; provided, however, that it may be omitted if the code prescribed in Appendix Table 7 or the name of the Notifying Supplier (hereinafter referred to as the "Notifying Supplier's name") is indicated on the surface of the package by a method not easily erased. 2 For synthetic resin flexible conduits, CD conduits, or Class II flexible metal conduits, for which it is easy to indicate the required matters on the surface thereof, and for Class I flexible metal conduits, such matters should be indicated by a method not easily erased on the surface of the conduit for every 1m or less. 3 For synthetic resin flexible conduits, CD conduits, or Class II flexible metal conduits, for which it is difficult to indicate the required matters on the									

Electrical Appliances and Materials Safety Act	Order for Enforcement of the Electrical Appliances and Materials Safety Act	Ordinance for Enforcement of the Electrical Appliances and Materials Safety Act, etc.	
			surface thereof, such matters should be indicated within 50cm from the end thereof in such form as a mark, and should also be indicated by a method not easily erased at a readily visible place on the surface of the package.
		Fuses	<p>1 For thermal fuses, the required matters should be indicated on the surface of the product by a method not easily erased; provided, however, that it may be omitted if the code prescribed in Appendix Table 6 and the Conformity Assessment Body's name or the Notifying Supplier's name are indicated on the surface of the package by a method not easily erased.</p> <p>2 For link fuses and cartridge fuses, the required matters should be indicated by a method not easily erased on the surface of the link fuse and on the surface of the cartridge, respectively; provided, however, that it may be omitted if the code prescribed in Appendix Table 6 and the Conformity Assessment Body's name or the Notifying Supplier's name are indicated on the surface of the package by a method not easily erased.</p> <p>3 For enclosed fuses (excluding cartridge fuses), the required matters should be indicated on the surface of the product by a method not easily erased; provided, however, that for enclosed fuses for electronic equipment, it may be omitted if either of the code prescribed in the items of Article 17, paragraph (1) (with regard to Specified Electrical Appliances and Materials, said code and the Conformity Assessment Body's name) or the Notifying Supplier's name is indicated on the surface of the package by a method not easily erased.</p>
		Wiring devices	The required matters should be indicated by a method not easily erased at a readily visible place on the surface of the product; provided, however, that for wiring devices incorporated in appliances and threaded wire connectors, it may be omitted if the matters to be indicated as prescribed in the items of Article 17, paragraph (1) are indicated on the surface of the package by a method not easily erased; for wiring devices exclusively laid and used for residential buildings, etc. (excluding those used in a manner as to be incorporated in component panels of prefabricated houses, etc.), it may be replaced with the marking either with the code prescribed in the items of Article 17, paragraph (1) (with regard to Specified Electrical Appliances and Materials, said code and the Conformity Assessment Body's name) or the Notifying Supplier's name, affixed to the surface of the package by a method not easily erased; and for wiring devices exclusively used in a manner as to be incorporated in component panels of prefabricated houses, etc., it may be omitted if the required matters are indicated on said component panel by a method not easily erased.
		Current limiters	The required matters should be indicated by a method not easily erased at a readily visible place on the surface of the product.
		Single-phase small power transformers, voltage regulators, and electric-discharge lamp ballasts	The required matters should be indicated by a method not easily erased at a readily visible place on the surface of the product; provided, however, that for single-phase small power transformers incorporated in appliances, it may be omitted if the Notifying Supplier's name (with regard to Specified Electrical Appliances and Materials, the Notifying Supplier's name and the Conformity Assessment Body's name) is indicated on the surface of the package by a method not easily erased.
		Small AC electric motors	The required matters should be indicated by a method not easily erased at a readily visible place on the surface of the product.

Electrical Appliances and Materials Safety Act	Order for Enforcement of the Electrical Appliances and Materials Safety Act	Ordinance for Enforcement of the Electrical Appliances and Materials Safety Act, etc.															
		<table><tr><td>Electric heating appliances</td><td>The required matters should be indicated by a method not easily erased at a readily visible place on the surface of the product.</td></tr><tr><td>Motor-operated mechanical devices</td><td>The required matters should be indicated by a method not easily erased at a readily visible place on the surface of the product.</td></tr><tr><td>Luminaries and optical appliances and machines</td><td>The required matters should be indicated by a method not easily erased at a readily visible place on the surface of the product; provided, however, that for incandescent lamps and fluorescent lamps, it may be omitted if such matters are indicated by a method not easily erased at a readily visible place on the surface of each product; and for lights designed for decorative purposes, it may be omitted if such matters are indicated on a mark attached to each product by a method not easily removed and erased.</td></tr><tr><td>Electronic appliances (including those listed in (viii) in Appendix Table 1 of the Order for Enforcement)</td><td>The required matters should be indicated by a method not easily erased at a readily visible place on the surface of the product.</td></tr><tr><td>AC electrical appliances (including those listed in (ix) in Appendix Table 1 and (xi) in Appendix Table 2 of the Order for Enforcement)</td><td>The required matters should be indicated by a method not easily erased at a readily visible place on the surface of the product.</td></tr><tr><td>Portable power generators</td><td>The required matters should be indicated by a method not easily erased at a readily visible place on the surface of the product.</td></tr><tr><td>Secondary lithium ion batteries (those listed in (xii) in Appendix Table 2 of the Order for Enforcement)</td><td>The required matters should be indicated by a method not easily erased at a readily visible place on the surface of the product; provided, however, that for those for which it is difficult to indicate the required matters on the surface thereof, it may be omitted if the code prescribed in Article 17, paragraph (1), item (ii) and the Notifying Supplier's name are indicated by a method not easily erased at a readily visible place on the surface of the package.</td></tr></table>	Electric heating appliances	The required matters should be indicated by a method not easily erased at a readily visible place on the surface of the product.	Motor-operated mechanical devices	The required matters should be indicated by a method not easily erased at a readily visible place on the surface of the product.	Luminaries and optical appliances and machines	The required matters should be indicated by a method not easily erased at a readily visible place on the surface of the product; provided, however, that for incandescent lamps and fluorescent lamps, it may be omitted if such matters are indicated by a method not easily erased at a readily visible place on the surface of each product; and for lights designed for decorative purposes, it may be omitted if such matters are indicated on a mark attached to each product by a method not easily removed and erased.	Electronic appliances (including those listed in (viii) in Appendix Table 1 of the Order for Enforcement)	The required matters should be indicated by a method not easily erased at a readily visible place on the surface of the product.	AC electrical appliances (including those listed in (ix) in Appendix Table 1 and (xi) in Appendix Table 2 of the Order for Enforcement)	The required matters should be indicated by a method not easily erased at a readily visible place on the surface of the product.	Portable power generators	The required matters should be indicated by a method not easily erased at a readily visible place on the surface of the product.	Secondary lithium ion batteries (those listed in (xii) in Appendix Table 2 of the Order for Enforcement)	The required matters should be indicated by a method not easily erased at a readily visible place on the surface of the product; provided, however, that for those for which it is difficult to indicate the required matters on the surface thereof, it may be omitted if the code prescribed in Article 17, paragraph (1), item (ii) and the Notifying Supplier's name are indicated by a method not easily erased at a readily visible place on the surface of the package.	(Remarks) The required matters should be indicated in a closely-aligned manner, in principle.
Electric heating appliances	The required matters should be indicated by a method not easily erased at a readily visible place on the surface of the product.																
Motor-operated mechanical devices	The required matters should be indicated by a method not easily erased at a readily visible place on the surface of the product.																
Luminaries and optical appliances and machines	The required matters should be indicated by a method not easily erased at a readily visible place on the surface of the product; provided, however, that for incandescent lamps and fluorescent lamps, it may be omitted if such matters are indicated by a method not easily erased at a readily visible place on the surface of each product; and for lights designed for decorative purposes, it may be omitted if such matters are indicated on a mark attached to each product by a method not easily removed and erased.																
Electronic appliances (including those listed in (viii) in Appendix Table 1 of the Order for Enforcement)	The required matters should be indicated by a method not easily erased at a readily visible place on the surface of the product.																
AC electrical appliances (including those listed in (ix) in Appendix Table 1 and (xi) in Appendix Table 2 of the Order for Enforcement)	The required matters should be indicated by a method not easily erased at a readily visible place on the surface of the product.																
Portable power generators	The required matters should be indicated by a method not easily erased at a readily visible place on the surface of the product.																
Secondary lithium ion batteries (those listed in (xii) in Appendix Table 2 of the Order for Enforcement)	The required matters should be indicated by a method not easily erased at a readily visible place on the surface of the product; provided, however, that for those for which it is difficult to indicate the required matters on the surface thereof, it may be omitted if the code prescribed in Article 17, paragraph (1), item (ii) and the Notifying Supplier's name are indicated by a method not easily erased at a readily visible place on the surface of the package.																
(Order for Improvement) Article 11 When the Minister of Economy, Trade and Industry finds that a Notifying Supplier has violated the provisions of Article 8, paragraph (1), he/she may order the Notifying Supplier to take the necessary measures to improve the method of manufacturing, importing, or inspecting Electrical Appliances and Materials or other working methods.	(Delegation of Authority) Article 6 (1) (Omitted) (2) (Omitted) (3) The authority of the Minister of Economy, Trade and Industry pursuant to provisions of Article 11 and Article 12 of the Act shall be exercised by the Director of the Regional Bureau of Economy, Trade and Industry with jurisdiction over the location of that office, plant, workplace, store, or warehouse of the Notifying Supplier; provided, however, that doing so does not interfere with the exercise by the Minister of Economy, Trade and																

Electrical Appliances and Materials Safety Act	Order for Enforcement of the Electrical Appliances and Materials Safety Act	Ordinance for Enforcement of the Electrical Appliances and Materials Safety Act, etc.
	Industry of the Minister's own authority. (4) (Omitted)	
<p>(Prohibition on Marking)</p> <p>Article 12 In the cases listed in the following items, the Minister of Economy, Trade and Industry may prohibit, pursuant to the provisions of Article 10, paragraph (1), a Notifying Supplier from affixing marking to the Electrical Appliances and Materials of the Katashiki (product type) pertaining to a notification prescribed in those items for a specified period not exceeding one year:</p> <p>(i) Where the Electrical Appliances and Materials of the Katashiki (product type) pertaining to the notification that were manufactured or imported by the Notifying Supplier (excluding those manufactured or imported through the application of the proviso to Article 8, paragraph (1)) do not comply with the Technical Requirements, and when deemed particularly necessary by the Minister of Economy, Trade and Industry to prevent hazards or electromagnetic interference: The Katashiki (product type) pertaining to the notification and to which said Electrical Appliances and Materials that do not conform to said Technical Requirements belong;</p> <p>(ii) Where there has been a violation of Article 8, paragraph (2) or Article 9, paragraph (1) with respect to the Electrical Appliances and Materials of the Katashiki (product type) pertaining to the notification which were manufactured or imported by the Notifying Supplier: The Katashiki (product type) pertaining to the notification; or</p> <p>(iii) Where there has been a violation of an order made pursuant to the provisions of the preceding Article with respect to the Electrical Appliances and Materials of the Katashiki (product type) pertaining to the notification which were manufactured or imported by the Notifying Supplier: The Katashiki (product type) pertaining to the notification, and to which the Electrical Appliances and Materials pertaining to said violation belong.</p>	<p>(Delegation of Authority)</p> <p>Article 6 (1) (Omitted)</p> <p>(2) (Omitted)</p> <p>(3) The authority of the Minister of Economy, Trade and Industry pursuant to provisions of Article 11 and Article 12 of the Act shall be exercised by the Director of the Regional Bureau of Economy, Trade and Industry with jurisdiction over the location of that office, plant, workplace, store, or warehouse of the Notifying Supplier; provided, however, that doing so does not interfere with the exercise by the Minister of Economy, Trade and Industry of the Minister's own authority.</p> <p>(4) (Omitted)</p>	
<p>(Restrictions on Sale)</p> <p>Article 27 (1) Any person engaged in manufacturing, importing, or selling Electrical Appliances and Materials shall neither sell nor display for the purpose of sale said Electrical Appliances and Materials unless the marking set forth in Article 10, paragraph (1) is affixed to said Electrical Appliances and Materials.</p> <p>(2) The provisions of the preceding paragraph shall not apply if the person prescribed in said paragraph falls under either of the following items:</p>	<p>(Special Provisions on Electrical Appliances and Materials Intended for Export)</p> <p>Article 4 (1) (Omitted)</p> <p>(2) When a person engaged in the business of manufacture, import, or sale of electrical appliances and materials resells for the purpose of exporting an electrical appliance and material or displays for the purpose of resale an electrical appliance and material, the provisions of Article 27, paragraph (1) of the Act shall not apply.</p>	<p>(Application for Approval of an Exception Pertaining to Sale)</p> <p>Article 18 Provisions of each of the paragraphs of Article 10 shall apply mutatis mutandis to applications for approval under Article 27, paragraph (2), item (i) of the Act.</p> <p>[Form No. 8] Application for Exception Approval of Electrical Appliances and Materials (Omitted)</p>

Electrical Appliances and Materials Safety Act	Order for Enforcement of the Electrical Appliances and Materials Safety Act	Ordinance for Enforcement of the Electrical Appliances and Materials Safety Act, etc.
<p>(i) When the person has obtained the approval of the Minister of Economy, Trade and Industry in the case of the sale or display for the purpose of sale of the Electrical Appliances and Materials to be used for a specific application; or</p> <p>(ii) When the person sells or displays for the purpose of sale the Electrical</p>		
<p>(Restrictions on Use)</p> <p>Article 28 (1) Electricity Utilities as prescribed in Article 2, paragraph (1), item (x) of the Electricity Business Act, persons who install electrical facilities for private use as prescribed in Article 38, paragraph (4) of said Act, Electricians as prescribed in Article 2, paragraph (4) of the Electricians Act (Act No. 139 of 1960), Qualified Electrical Engineering Specialists as prescribed in Article 3, paragraph (3) of said Act, and Certified Electrical Engineers as prescribed in Article 3, paragraph (4) of said Act shall not use Electrical Appliances and Materials in any construction to install or modify electrical facilities as prescribed in Article 2, paragraph (1), item (xvi) of the Electricity Business Act unless the marking set forth in Article 10, paragraph (1) is affixed thereto.</p> <p>(2) Any person engaged in manufacturing products that are manufactured using Electrical Appliances and Materials as parts or accessories and which are specified by Cabinet Order shall not use Electrical Appliances and Materials in manufacturing such products unless the marking set forth in Article 10, paragraph (1) is affixed thereto.</p> <p>(3) The provisions of paragraph (2) of the preceding Article shall apply mutatis mutandis to the cases set forth in the preceding two paragraphs.</p>		
<p>(Order for Hazard Prevention, etc.)</p> <p>Article 42-5 Where there seems to be a risk of the occurrence of hazards or electromagnetic interference as a result of either of the causes listed in the following items, the Minister of Economy, Trade and Industry may, when he/she deems it particularly necessary in order to prevent the spread of such hazards or electromagnetic interference, order the person prescribed in the respective items to recall the Electrical Appliances and Materials that said person has sold or to take any other necessary measures to prevent the spread of the hazards or electromagnetic interference caused by said Electrical Appliances and Materials:</p> <p>(i) The person engaged in manufacturing, importing, or selling Electrical Appliances and Materials has sold Electrical Appliances and Materials in violation of Article 27, paragraph (1); or</p> <p>(ii) A Notifying Supplier has manufactured, imported, or sold</p>		

Electrical Appliances and Materials Safety Act	Order for Enforcement of the Electrical Appliances and Materials Safety Act	Ordinance for Enforcement of the Electrical Appliances and Materials Safety Act, etc.
<p>Electrical Appliances and Materials of the Katashiki (product type) specified in the notification which do not conform to the Technical Standards (excluding the cases where a Notifying Supplier has manufactured or imported the Electrical Appliances and Materials pursuant to the proviso to Article 8, paragraph (1)).</p>		
<p>(Conditions on Approval) Article 43 (1) Conditions may be attached to the approval to be granted under Article 8, paragraph (1), item (i) or Article 27, paragraph (2), item (i). (2) The conditions set forth in the preceding paragraph shall be limited to the minimum required to ensure the successful implementation of the matters concerning the approval, and shall not impose any unreasonable obligation on the person who is to obtain said approval.</p>		<p>(Public Notice) Review Requirements for Dispositions Made by the Minister of Economy, Trade and Industry Based on the Electrical Appliances and Materials Safety Act, etc. (20131220, 商 No. 27, January 1, 2014), Minister of Economy, Trade and Industry) (Omitted)</p>
<p>(Collection of Reports) Article 45 (1) The Minister of Economy, Trade and Industry may, to the extent necessary for the enforcement of this Act, pursuant to the provisions of Cabinet Order, have persons engaged in manufacturing, importing, or selling Electrical Appliances and Materials or persons engaged in business as prescribed in Article 28, paragraph (2) report on their operations. (2) The Minister of Economy, Trade and Industry may, to the extent necessary for the enforcement of this Act, have Domestic Registered Conformity Assessment Bodies report on their operational or financial conditions.</p>	<p>(Collection of Reports) Article 3 (1) The matters regarding which the Minister of Economy, Trade, and Industry may require reporting from those performing the business for manufacturing or importing electrical appliances and materials under the provisions of Article 45, paragraph (1) of the Act shall be the Katashiki (product type) and quantity of the electrical appliance or material pertaining to the manufacture or import, the place of manufacture, storage or sales, the content of conformity assessment records, the principal customers, and matters relating to measures taken to prevent the occurrence and recurrence of harm arising in conjunction with the use of said electrical appliance and material and other matters relating to the business for manufacturing or importing said electrical appliance and material. (2) The matters regarding which the Minister of Economy, Trade, and Industry may require reporting from those performing the business of sale of electrical appliances and materials under the provisions of Article 45, paragraph (1) of the Act shall be the kind and quantity of the electrical appliance or material pertaining to sale, the place of storage or sale, place of purchase, and matters relating to the principal customers and other matters relating to the business of sale of said electrical appliance and material. (Affairs Administered by Prefectural or City Governments) Article 5 (1) Affairs within the authority of the Minister of Economy, Trade, and Industry pursuant to provisions of Article 45, paragraph (1), Article 46, paragraph (1), and Article 46-2, paragraph (1) of the Act and relating to persons engaged in the business of sale of electrical appliances and materials (excluding</p>	

Electrical Appliances and Materials Safety Act	Order for Enforcement of the Electrical Appliances and Materials Safety Act	Ordinance for Enforcement of the Electrical Appliances and Materials Safety Act, etc.
	<p>the business of sale of electrical appliances and materials manufactured or imported by the self-same person) (hereinafter such affairs shall be referred to as "on-site inspection and other affairs" in this Article) shall be conducted by a person prescribed respectively in the following items in accordance with the classification of cases listed in those items. In this case, the provisions in the Act relating to the Minister of Economy, Trade, and Industry regarding on-site inspection and other affairs shall apply to the prefectural governor or the city mayor as provisions relating to prefectural governors or city mayors, respectively:</p> <p>(i) In the case where their offices, workplaces, stores or warehouses are located in an area in a city: The mayor of said city (where the mayor of said city requests and the governor of the prefecture that includes said city finds it necessary, said prefectural governor and said city mayor); or</p> <p>(ii) In the case where their offices, workplaces, stores or warehouses are located in an area in a town or village: The governor of the prefecture that includes said town or village.</p> <p>(2) A prefectural governor or a city mayor conducting on-site inspection and other affairs pursuant to provisions of the preceding paragraph shall report the results thereof to the Minister of Economy, Trade, and Industry as prescribed by Ordinance of the Ministry of Economy, Trade, and Industry.</p> <p>(Delegation of Authority) Article 6 (1) (Omitted) (2) (Omitted) (3) (Omitted) (4) Matters under the authority of the Minister of Economy, Trade and Industry pursuant to provisions of Article 45, paragraph (1), Article 46, paragraph (1), and Article 46-2, paragraph (1) of the Act relating to persons engaged in the business for manufacturing or importing electrical appliances and materials shall be conducted by the Director of the Regional Bureau of Economy, Trade and Industry with jurisdiction over the location of that office, plant, workplace, store or warehouse; provided, however, that doing so does not interfere with the exercise by the Minister of Economy, Trade and Industry of the Minister's own authority.</p>	
<p>(On-site Inspections, etc.) Article 46 (1) The Minister of Economy, Trade and Industry may, to the extent necessary for the enforcement of this Act, have officials of the Ministry of Economy, Trade and Industry enter the offices, factories, workplaces, stores, or warehouses of persons engaged in manufacturing, importing, or selling</p>	<p>(Affairs Administered by Prefectural or City Governments) Article 5 (Omitted) (Delegation of Authority) Article 6 (1) (Omitted) (2) (Omitted) (3) (Omitted)</p>	<p>(Certificate of Identification for On-Site Inspection) Article 34 (1) The certificate of Article 46, paragraph (3) of the Act shall be based upon Form No. 15 and Form No. 16. (2) The certificate of Article 46, paragraph (7) of the Act shall be based upon Form No. 16-2 and Form No. 16-3.</p>

Electrical Appliances and Materials Safety Act	Order for Enforcement of the Electrical Appliances and Materials Safety Act	Ordinance for Enforcement of the Electrical Appliances and Materials Safety Act, etc.
<p>Electrical Appliances and Materials or persons engaged in business as prescribed in Article 28, paragraph (2), inspect the Electrical Appliances and Materials, books, documents, and any other objects, or ask questions of the relevant persons.</p> <p>(2) The Minister of Economy, Trade and Industry may, to the extent necessary for the enforcement of this Act, have officials of the Ministry of Economy, Trade and Industry enter the offices or places of business of Domestic Registered Conformity Assessment Bodies, inspect their operational conditions or books, documents, and any other objects, or ask questions of the relevant persons.</p> <p>(3) The officials who conduct on-site inspections or ask questions pursuant to the preceding two paragraphs shall carry a certificate of identification and shall show it to the relevant persons.</p> <p>(4) The Minister of Economy, Trade and Industry may, when he/she deems necessary, have NITE conduct an on-site inspection or ask questions pursuant to paragraph (1) or paragraph (2).</p> <p>(5) The Minister of Economy, Trade and Industry shall, when he/she has NITE conduct an on-site inspection or ask questions pursuant to the preceding paragraph, give instructions to NITE with respect to the site to be inspected and</p> <p>(6) NITE shall, when having conducted an on-site inspection or asked questions as prescribed in paragraph (4) following the instructions given under the preceding paragraph, report the results thereof to the Minister of Economy, Trade and</p> <p>(7) Any employee of NITE who conducts an on-site inspection or asks questions pursuant to paragraph (4) shall carry a certificate of identification and show it to the relevant persons.</p> <p>(8) The authority under paragraph (1) or paragraph (2) shall not be construed to allow criminal investigations.</p>	<p>(4) Matters under the authority of the Minister of Economy, Trade and Industry pursuant to provisions of Article 45, paragraph (1), Article 46, paragraph (1), and Article 46-2, paragraph (1) of the Act relating to persons engaged in the business for manufacturing or importing electrical appliances and materials shall be conducted by the Director of the Regional Bureau of Economy, Trade and Industry with jurisdiction over the location of that office, plant, workplace, store, or warehouse; provided, however, that doing so does not interfere with the exercise by the Minister of Economy, Trade and Industry of the Minister's own authority.</p>	<p>[Form No. 15] Certificate of Identification for Officials Conducting On-site Inspection under Article 46, paragraph (1) of the Electrical Appliances and Materials Safety Act (Omitted)</p> <p>[Form No. 16] Certificate of Identification for Officials Conducting On-site Inspection under Article 46, paragraph (2) of the Electrical Appliances and Materials Safety Act (Omitted)</p> <p>[Form No. 16-2] Certificate of Identification for Officials of the National Institute of Technology and Evaluation Who Conduct On-site Inspection under Article 46, paragraph (1) of the Electrical Appliances and Materials Safety Act (Omitted)</p> <p>[Form No. 16-3] Certificate of Identification for Officials of the National Institute of Technology and Evaluation Who Conduct On-site Inspection under Article 46, paragraph (2) of the Electrical Appliances and Materials Safety Act (Omitted)</p>
<p>(Submission of Electrical Appliances and Materials)</p> <p>Article 46-2 (1) Where the Minister of Economy, Trade and Industry has had officials of the Minister of Economy, Trade and Industry conduct an inspection pursuant to paragraph (1) of the preceding Article or has had NITE conduct an inspection pursuant to paragraph (4) of the same Article, and any Electrical Appliances and Materials are found to be difficult for the ministry officials or NITE to inspect at the place where they are located, the Minister may order the owner or possessor of such Electrical Appliances and Materials to submit them within a certain time limit.</p> <p>(2) The national government (or the relevant prefectural or city government in the event that the prefectural governor or the city</p>	<p>(Affairs Administered by Prefectural or City Governments)</p> <p>Article 5 (Omitted)</p>	

Electrical Appliances and Materials Safety Act	Order for Enforcement of the Electrical Appliances and Materials Safety Act	Ordinance for Enforcement of the Electrical Appliances and Materials Safety Act, etc.
<p>mayor, pursuant to the provisions of the Cabinet Order specified in Article 55-2, takes charge of the affairs that fall within the authority of the Minister of Economy, Trade and Industry under the preceding paragraph) shall compensate the owner or possessor for any loss arising from an order issued under the preceding paragraph.</p> <p>(3) The loss to be compensated under the preceding paragraph shall be any such loss that would generally arise from the order issued under paragraph (1).</p>		
<p>(Hearing of Opinions in Appeal Proceedings)</p> <p>Article 51 (1) A determination or decision on a request for review or on an objection with respect to a disposition made pursuant to this Act or any order issued hereunder shall be made after giving a reasonable period of advance notice to the person subject to the disposition and after holding a public hearing.</p> <p>(2) The advance notice set forth in the preceding paragraph shall specify the date and place of the hearing and the content of the case concerned.</p> <p>(3) When holding a public hearing as set forth in paragraph (1), the person subject to the disposition and any interested persons shall be given the opportunity to present evidence and state their opinions with regard to the case.</p>		<p>(Public Hearings)</p> <p>Article 35 (1) Public hearings under Article 51, paragraph (1) of the Act shall be performed at public hearings presided over by the Minister of Economy Trade and Industry or an official named by the Minister as Chairperson.</p> <p>(2) Advance notice under Article 51, paragraph (1) of the Act shall be given no later than 21 days prior to the date of the public hearing.</p> <p>(3) The advance notice of the preceding paragraph shall also be given to intervenors pertaining to said objection or request for review.</p> <p>(Interested Parties)</p> <p>Article 36 (1) Persons seeking to participate in a public hearing and state opinions as an interested party under Article 51, paragraph (3) of the Act (excluding intervenors) shall make a prima facie showing of an interest in the case using the documentation in Form No. 18 no later than 14 days prior to the date of the public hearing.</p> <p>(2) When the Minister of Economy, Trade and Industry accepts the prima facie showing of an interest in the case by the person filing the documentation under provisions of the preceding paragraph, the Minister shall notify that person of that fact no later than 3 days prior to the date of the public hearing.</p> <p>(Witnesses)</p> <p>Article 37 When deemed necessary, the Chairperson may summon the attendance of officials from related administrative bodies, persons with academic experience, and other witnesses to the public hearing.</p> <p>(Proceedings Management Authority of the Chairperson)</p> <p>Article 38 (1) When the Chairperson deems such action necessary in order to manage the proceedings, the Chairperson may limit presentation of testimony and evidence.</p> <p>(2) When the Chairperson deems such action necessary in order to maintain order in the public hearing, the Chairperson may remove any person who disturbs the order thereof or engages in disruptive speech or behavior.</p> <p>(Change in Date and Location)</p> <p>Article 39 When the Chairperson changes the date or location of the public hearing, notice shall be given of that date and location to persons filing objections or persons filing a request for review, to intervenors, to persons whose attendance at the public hearing was summoned pursuant to the provisions of Article 37, and to persons recognized as having made a prima facie showing of an interest in the case pursuant to the provisions of Article 36, paragraph (2).</p>

Electrical Appliances and Materials Safety Act	Order for Enforcement of the Electrical Appliances and Materials Safety Act	Ordinance for Enforcement of the Electrical Appliances and Materials Safety Act, etc.
<p>(Special Provisions on Electrical Appliances and Materials Intended for Export)</p> <p>Article 54 Electrical Appliances and Materials intended for export may be excluded from the application of some provisions of this Act and subject to special provisions as necessary.</p>	<p>(Special Provisions on Electrical Appliances and Materials Intended for Export)</p> <p>Article 4 (1) Regarding the manufacture or import of electrical appliances and materials exclusively for export by a Notifying Supplier, the provisions of Article 8 of the Act (in the case in which the electrical appliance and material is a specified electrical appliance and material, the same Article and Article 9, paragraph (1) of the Act) shall not apply.</p> <p>(2) When a person engaged in the business of manufacture, import, or sale of electrical appliances and materials resells for the purpose of exporting an electrical appliance and material or displays for the purpose of resale an electrical appliance and material, the provisions of Article 27, paragraph (1) of the Act shall not apply.</p>	

Annex 6 Explanation of Interpretation of Ministerial Ordinance to provide Technical Standards (Notification)

20130605 商局 No.3, July 1, 2013 (Outline)

Interpretation of the Ministerial Ordinance to provide Technical Standards for Electrical Appliances and Materials.

This interpretation denotes concrete technical contents which are to be complied with the technical requirements specified by the Ministerial Ordinance Technical Requirements (Ordinance of the Ministry of International Trade and Industry No.34 of 2013; hereinafter referred to as the "Ordinance for Enforcement").

When the Electrical Appliance provides two or more functions, each interpretation shall be applied in accordance with the function of each.

And unless specified in this interpretation, since "Appendix 1 to 11" and "Appendix 12" are formed from the independent systems, do not use with combined them.

However, Technical contents to be complied with the requirements specified by the Ministerial Ordinance Technical Standards are not limited to apply to this interpretation and if there is technical evidence that can be achieved to keep a sufficient level of safety in compare with the Ordinance of the Ministry, this technical contents are considered to be complied with the Ordinance of the Ministry.

Appendix 1 Electric Wires and Electric floor heating wires.

Appendix 2 Conduits, floor ducts and raceways including their accessories.

Appendix 3 Fuses.

Appendix 4 Wiring devices.

Appendix 5 Current limiters.

Appendix 6 Single-phase small power transformers and electric-discharge lamp ballasts.

Appendix 7 Small AC motors specified by Paragraph 6 of Appendix 2 of the Order for Enforcement of the Electrical Appliances and Materials Safety Act (Ordinance of the Ministry of International Trade and Industry No. 324 of 1962).

Appendix 8 AC Electric/Mechanical Appliances and Portable power generators specified by "Paragraphs 6 to 9 of Appendix 1" and "Paragraph 7 to 11 of Appendix 2" of the Order for Enforcement of the Electrical Appliances and Materials Safety Act (Ordinance of the Ministry of International Trade and Industry No. 324 of 1962).

Appendix 9 Secondary lithium ion batteries.

Appendix 10 Electro Magnetic Interference.

Appendix 11 Maximum limit of the temperatures used of the Insulations used in the Electrical Appliance and Materials.

Appendix 12 Standards harmonized with the international standards or the equivalent.

(snip)

* Obligation to Conform to Technical Requirements under Article 8, Paragraph (1) of the Act can be accomplished by the method of the Interpretation of the Ministerial Ordinance Technical Standards, and in addition to this, if the other method has a technical justification that can be achieved to keep a sufficient level of safety in compare with the "Essential Requirements" (Technical Requirements of Ministerial Ordinance), the Obligation to Conform to Technical Requirements can be accomplished by this method as it is considered to be complied with the "Essential Requirements" .

Please refer the following URL for the full text of the Interpretation of the Ministerial Ordinance Technical Standards.

<https://www.meti.go.jp/policy/consumer/seian/denan/act.html>

Annex 7 Backgrounds of Essential Requirements of Technical Requirements.

Since the relationship of “to prevent hazards and electromagnetic interference of Electrical Appliances and Materials” in the purpose of Article 1 of the Act and the obedience of the Technical Requirements had not been clear, purpose of them was not easily understandable scheme to the notifying suppliers other than experts of the product safety persons why the various tests, etc. stipulated by the technical requirements were necessary. Thus, the notifying suppliers have incorrect recognition to the Act, if they obey the requirements of minimum safety level stipulated by the previous Ministerial Ordinance Technical Requirements and they thought it would be sufficient for the product safety, therefore, there are several product safety accidents caused by such miss understanding of the product safety.

Since Japan become a member of the WTO and has to follow the TBT Agreements and to avoid our regulation of the Electrical Appliances and Materials becoming the trade barrier, the Technical Standards defined by paragraph (2) of the Ministerial Ordinance which were harmonized with the international standards were adopted as the standards approved by the Minister of Economy, Trade and Industry. However, it would not be easily understandable systems to the notifying suppliers due to consisting two separate independent standards systems such as the Technical Standards defined by paragraph (1) of the Ministerial Ordinance and the Technical Standards defined by paragraph (2) of the Ministerial Ordinance. A lot of maintenance works were necessary for implementation of the technical standards and the implementation works tended to delay to response for new technologies.

Thus, the previous Ministerial Ordinance to provide Technical Standards has been fully amended and the essential requirements based requirements are newly stipulated as “Essential Requirements” (enforcement by January 1, 2014) referring ISO/IEC Guide 51²⁵ and IEC Guide 104²⁶ for the performance of the Electrical Appliances and Materials for “to prevent hazards and electromagnetic interferences”.





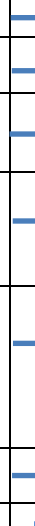









By this amendment, a purpose of “to prevent hazards and electromagnetic interferences “ has been clarified and it would be able to response to any type of the product categories and any new technologies, and also it would be very easily understandable system due to a single technical requirements.

In order to transfer the new system to the notified suppliers smoothly, previous the Technical Standards defined by paragraph (1) of the Ministerial Ordinance and the Technical Standards defined by paragraph (2) of the Ministerial Ordinance can be used as the standards for the Essential Requirements for the time being and they were relocated to the Interpretation of the Ministerial Ordinance to provide Technical Standards which are newly provided.

By this amendments, the correspondence between the Interpretation of the Ministerial Ordinance to provide Technical Standards newly developed and enforced by January 1, 2014 and the previous “Ministerial Ordinance to provide Technical Standards for Electrical Appliances and Materials “ (Ministerial Ordinance to provide Technical Standards) and “Interpretation of the Ministerial Ordinance to provide Technical Standards for Electrical Appliances and Materials” (Notification of Interpretations of Ministerial Ordinance to provide Technical Standards) are show in next.

²⁵ ISO/IEC Guide 51 Safety aspects-Guideline for their inclusion in standards

²⁶ IEC Guide 104 The preparation of safety publications and the use of basic safety publications and group safety publication

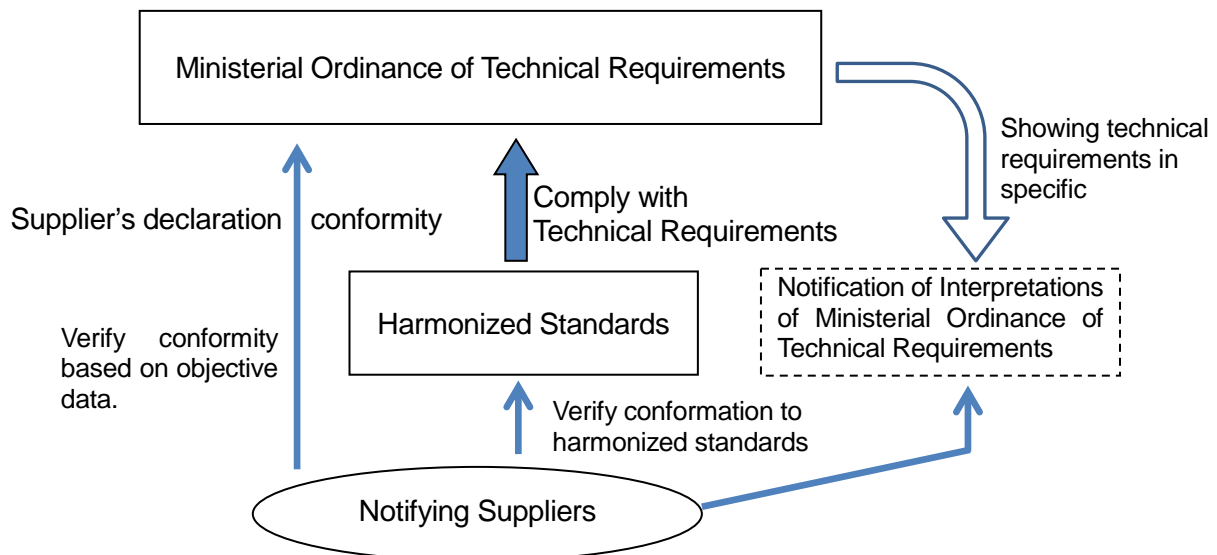
Technical Standards defined by paragraph (1) of the Ministerial Ordinance	Notification of Interpretations of Ministerial Ordinance to provide Technical Standards		Notifications of Interpretation after amendment
Appendix Table 1 Electric Wires and	Appendix Table 1 Electric Wires and		Appendix Table 1 Electric Wires and
Appendix Table 2 Conduits, floor ducts and raceways including their accessories	Appendix Table 2 Conduits, floor ducts and raceways including their accessories		Appendix Table 2 Conduits, floor ducts and raceways including their accessories
Appendix Table 3 Fuses	Appendix Table 3 Fuses		Appendix Table 3 Fuses
Appendix Table 4 Wiring devices	Appendix Table 4 Wiring devices	 	Appendix Table 4 Wiring devices
Appendix Table 5 Current limiters	Appendix Table 5 Current limiters		Appendix Table 5 Current limiters
Appendix Table 6 Single-phase small power transformers , voltage regulators and electric-discharge lamp ballasts	Appendix Table 6 Single-phase small power transformers , voltage regulators and electric-discharge lamp ballasts		Appendix Table 6 Single-phase small power transformers and electric-discharge lamp ballasts
Appendix Table 7 Small AC motors specified by Paragraph 6 of Appendix 2 of the Order	Appendix Table 7 Small AC motors specified by Paragraph 6 of Appendix 2 of the Order		Appendix Table 7 Small AC motors specified by Paragraph 6 of Appendix 2 of the Order for Enforcement of the Electrical Appliances and Materials Safety Act
Appendix Table 8 AC Electric/Mechanical Appliances and Portable power generators specified by “Paragraph 6 to 9 of Appendix1” and “Paragraph 7 to 11 of Appendix 2”of the Ordinance	Appendix Table 8 AC Electric/Mechanical Appliances and Portable power generators specified by “Paragraph 6 to 9 of Appendix1” and “Paragraph 7 to 11 of Appendix 2”of the Ordinance		Appendix Table 8 AC Electric/Mechanical Appliances and Portable power generators specified by “Paragraph 6 to 9 of Appendix1” and “Paragraph 7 to 11 of Appendix 2” of the Order for Enforcement of the Electrical Appliances and Materials Safety Act
Appendix Table 9 Secondary lithium ion batteries	Appendix Table 9 Secondary lithium ion batteries		Appendix Table 9 Secondary lithium ion batteries
	Supplement Table 1 Maximum limit of the temperatures used of the Insulations used in the Electrical Appliance and Materials		Appendix Table 10 Electro Magnetic Interference
	Supplement Table 2 Measurement Method of Electro Magnetic Interference		Appendix Table 12 Maximum limit of the temperatures used of the Insulations used in the Electrical Appliance and Materials
	Supplement Table 3 Test Method of determine for Maximum limit of the temperatures used of the Insulations		Appendix Table 12 Standards harmonized with the international standards or the equivalent
The Ministerial Ordinance of paragraph(2) Technical Standards	Standards based on the Ministerial Ordinance of Type B Technical Standards in Ministerial Ordinance to provide Technical Standards for Electrical Appliances and Materials(商 No.6, March 13, 2002)		

Interpretations of Ministerial Ordinance to provide Technical Standards (Interpretations of after revised Ministerial Ordinance) combines the current Ministerial Ordinance to provide Technical Standards and the Notification of Interpretations of Ministerial Ordinance to provide Technical Standards, and contains mainly the contents of the test methods and the judgment criteria of Notification of Interpretations of Ministerial Ordinance to provide Technical Standards excluding the interpretation of the terminologies.

The interpretation of the terminologies is the same in principle, however, please refer to the texts that may publish by the private companies in future for them.

Annex 8 Technical Documents necessary to Supplier's Declaration of Conformity.

- By adopting essential requirements, notifying suppliers are able to use the objective data, etc. to verify the compliance of the Ministerial Ordinance of Technical Requirements by themselves instead of checking the compliance with the harmonized standards or the Notification of Interpretations of Ministerial Ordinance to provide Technical Standards.



- Regarding the objective data, etc. which is necessary for the Supplier's declaration of conformity, it would be necessary at least the following technical documents for Supplier's declaration of conformity, if it is based on the International Standard ISO/IEC 17050-2(conformity assessment - Supplier's declaration of conformity- Part 2 Supporting documentation) or several case in oversea. However, contents of the objective data would be different depend on the individual case.
 - Materials in the technical documents;
 - Outline of Product.
 - Technical specifications of product, technical drawing of components and sub-assemblies, schematic diagrams, etc.
 - Supporting documents or instructions to understand the operation of the product and above documents.
 - List of applied harmonized standards.
 - ✧ When do not apply harmonized standards, describe the technical matters adopted conforming the requirements of Ministerial Ordinance to provide Technical Standards.
 - Design calculation results and test data, etc.
 - Test reports.
 - In addition to the above, the results of risk assessment are required.

Conformity Assessment Procedures of Low Voltage Directive (CE marking)

How to confirm with the requirements

- Apply with EN standards (harmonized standards), or
- Apply with own technical standards.
 - Include solution schemes adopted confirming relevant safety matters in the technical documentation.

Technical documentation

- Documentary evidence of the conformity assessment.
- Manufacture or authorized agency in EU of the manufacture shall prepare the technical documents.
- Subject of the technical documents is related to the evaluations in the stage of product design, production and usage of the product.
- The technical documents should include ;
 - Outline of Product.
 - Technical specifications of product, technical drawing of components and sub-assemblies, schematic diagrams, etc.
 - Supporting documents or instructions to understand the operation of the product and above documents.
 - List of applied harmonized standards.
 - ✧ When do not apply harmonized standards, describe the technical matters adopted conforming the requirements.
 - Results of the design review and of evaluation results of the test data, etc.
 - Test reports.
- **Preservation of tests record.**
 - Manufacture in EU or authorized agency in EU of the manufacture.
 - Importer when there is no authorized representative in EU of the manufacture.
 - Submit the technical documents within reasonable period (example, 2 weeks) to authority when request of submitting them.
 - It may accept use of preservation by the electro-technology.

Annex9 Dealing with Previous Application Notifications

(1) Test Methods of Dielectric Strength Test based on Article 8, Paragraph 2

Dielectric Strength Test stipulated by “Inspection Method” in Appendix Table 3 of the Ordinance for Enforcement based on Article 8, Paragraph 2 is required for all finished products. And Electric Appliances and Materials shall withstand the 1000V for the product not exceeding the rated voltage of 150V and 1500V for the product exceeding the rated voltage of 150V for one minute by Interpretation of the Ministerial Ordinance to provide Technical Standards for Electrical Appliances and Materials. A meaning of “withstand” is to confirm by intact of the insulation of the tested products and determine by the measurement of leakage current through the tested products.

In the other hand, the Dielectric Strength Test specified by JIS (Japanese Industrial Standards) was accepted as the equivalent to or more for the Dielectric Strength Test on the finished products by “Enforcement of the Act for partial revision of the Electrical Appliance and Material Control Law “ (Ministry of International Trade and Industry Public Utilities Director, No. 43 公局 607), dated December 10, 1968.

By conducting the Dielectric Strength Test on each product for one minute on all finished products in the mass production, it may cause delaying of place of the market of the products, etc.

Thus, it is accepted to conduct Dielectric Strength Test with one second test method using the test voltage increasing by 1.2 times of the specified test voltage for the production line. This interpretation is still effective and this application is also applied to the Electrical Appliances and Materials when there is no specification in their applicable JIS.

Before use this Application, please note the following points:

- When the method of inspection in the manufacturing process is specified in the Interpretations of Ministerial Ordinance to provide Technical Standards, that method can be used.
- The Dielectric Strength Test according to the obligation to conformity to Technical Standards of Article 8, Paragraph 1 and the Dielectric Strength Test to the Samples on the specified Electrical Appliances and Materials (sampling inspection) of Article 8, Paragraph 2 are necessary to conduct the test according to the voltage and time specified by the Interpretations of Ministerial Ordinance to provide Technical Standards.
- It is not necessary to conduct the Dielectric Strength Test for the following products due to requiring the other inspections.

Appearance inspection for Conduits、 floor ducts and raceways including their accessories , Fuses, Lamps, Fluorescent lamps and decorative lamp fixtures.

Appearance Inspection and Measuring of the output voltage for Secondary lithium ion batteries.

(2) Use of Digital Measuring Instruments for the Inspection Facilities based on Article 9, Paragraph (2).

Accuracy of class 0.5 or class 1.5 or better are specified to the Voltage Meters, Current Meters , Power Meters, etc. which are obligated to provide at all manufacturing plants or workplaces of the manufactures or importers of the specified Electrical Appliances and Materials used for “ Testing and Assessment Facility” by Appendix Table 4 of Ordinance for Enforcement based on Article 9, Paragraph (2), however, this technical requirements of the accuracy (classification) are for the “ Analog type Electric Instruments”, thus this accuracy is obligated to provide the Analog Type Measuring Instruments.

The other hand, it was accepted to use the Digital Type Measuring Instruments satisfying the tolerance prescribed by JIS under Notification of “Appendix Table 3 of ‘specified Testing and Assessment facilities’ of the Ordinance for Enforcement of Electrical Appliances and Materials Control Act “ (Agency for Natural Resources and Energy, Public Utilities Department Technology Division Electrical Appliances and Materials Safety Office) dated May 7,1992, due to significantly improved the accuracy and quality of them. This interpretation is considered to be still valid, so it is permissible to provide the Digital Type Measuring Instruments satisfying better accuracy specified by the Ordinance for Enforcement of Electrical Appliances and Materials Act.

Please make note the following before application of this.

- It is necessary to conduct suitable calibration on the Digital Type Measuring Instruments as well as the Analog Type Measuring Instruments to keep the accuracy.

Annex 10 Contact Addresses of the Ministry of Economy, Trade and Industry

Bureau of Economy, Trade and Industry, etc.	Responsible office	Contact address (direct)	Prefectures under jurisdiction
Industrial and Product Safety Policy Group, METI	Product Safety Division	100-8901 1-3-1, Kasumigaseki, Chiyoda-ku, Tokyo TEL : 03-3501-4707	* (See below)
Hokkaido Bureau of Economy, Trade and Industry	Product Safety Office, Consumer Affairs Division, Industries Department	060-0808 No. 1 Sapporo Government Office Building 1-1, North8, West 2, Kita-ku, Sapporo City, Hokkaido TEL: 011-709-1792	Hokkaido
Tohoku Bureau of Economy, Trade and Industry	Product Safety Office, Consumer Affairs Division, Industries Department	980-8403 Sendai Government Office Building 3-3-1, Honcho, Aoba-ku, Sendai City, Miyagi TEL: 022-221-4918	Aomori, Iwate, Miyagi, Akita, Yamagata, and Fukushima
Kanto Bureau of Economy, Trade and Industry	Product Safety Office, Consumer Affairs Division, Industries Department	330-9715 Saitamashintoshin Godo-chosya No.1 1-1, Shintoshin chuo-ku, Saitama City, Saitama TEL: 048-600-0409	Ibaraki, Tochigi, Gunma, Saitama, Chiba, Tokyo, Kanagawa, Niigata, Yamanashi, Nagano, and Shizuoka
Chubu Bureau of Economy, Trade and Industry	Product Safety Office, Consumer Affairs Division, Industries Department	460-8510 2-5-2, Sannomaru, Naka-ku, Nagoya City, Aichi TEL: 052-951-0576	Toyama, Ishikawa, Gifu, Aichi, and Mie
Kinki Bureau of Economy, Trade and Industry	Product Safety Office, Consumer Affairs Division, Industries Department	540-8535 No.1 Joint Government Building, 1-5-44, Ohtemae, Chuo-ku, Osaka City, Osaka TEL: 06-6966-6098	Fukui, Shiga, Kyoto, Osaka, Hyogo, Nara, and Wakayama
Chugoku Bureau of Economy, Trade and Industry	Product Safety Office, Consumer Affairs Division, Industries Department	730-8531 No. 3 Joint Government Building 6-30, Kamihatchobori Naka-ku Hiroshima City, Hiroshima TEL: 082-224-5671	Tottori, Shimane, Okayama, Hiroshima, and Yamaguchi
Shikoku Bureau of Economy, Trade and Industry	Product Safety Office, Consumer Affairs Division, Industries Department	760-8512 Takamatsu Sunport National Government Building, 3-33, Sunport, Takamatsu City, Kagawa TEL: 087-811-8526	Tokushima, Kagawa, Ehime, and Kochi
Kyushu Bureau of Economy, Trade and Industry	Product Safety Office, Consumer Affairs Division, Industries Department	812-8546 Fukuoka Joint Government Building, 2-11-1, Hakataekihigashi, Hakata-ku, Fukuoka City, Fukuoka TEL: 092-482-5523	Fukuoka, Saga, Nagasaki, Kumamoto, Oita, Miyazaki, and Kagoshima
Okinawa General Bureau, Cabinet Office	Commerce and Distribution Division, Economy, Trade and Industry Department	900-0006 No. 2 Naha Second Joint Government Office Building, 2-1-1, Omoromachi, Naha City, Okinawa TEL: 098-866-1731	Okinawa

The following cases are under the jurisdiction of the Production Safety Division, Industrial and Product Safety Policy Group, METI.

- (i) The case where plants or workplaces of businesses pertaining to the business for manufacturing Electrical Appliances and Materials belonging to a single reporting category are located in districts under the jurisdiction of multiple Bureaus of Economy, Trade and Industry
- (ii) The case where offices, workplaces, stores, or warehouses pertaining to the business for importing Electrical Appliances and Materials belonging to a single reporting category are located in districts under the jurisdiction of multiple Bureaus of Economy, Trade and Industry