

General Situation

This survey report provides a summary of “2002 Census of Manufacture” carried out on December 31, 2002, and the following sections detail the number of establishments with 4 or more employees that are engaged in manufacturing industry by commodity and further give the value of shipments by industry and by prefecture accordingly.

1. The number of establishments

As the following table shows, “Planograph (offset) printing” establishments occupy the largest portion of all, and the next comings are “Miscellaneous fabricated plate and sheet metal products” and “manufacture of lumber and wood products” associated groups, namely “Fittings, except metal fittings”, “Boards less than 7.5 cm depth of minimum cross section, with more than 4 times width larger than depth”, “Squares 7.5 cm or more depth and width” and “Lumbers less than 7.5 cm depth of minimum cross section, with less than 4 times width larger than depth”. In addition to those groups, we see that establishments associated with “manufacture of food” industry also occupy a substantial part.

“Planograph (offset) printing” industry is anyway predominant in Tokyo, Osaka and Aichi, and the total number of “Planograph (offset) printing” establishments of the three prefectures commands a little over 30% of all. As far as “Miscellaneous fabricated plate and sheet metal products” concerned, Aichi, Osaka and Kanagawa assume dominant positions, and the total number of “Miscellaneous fabricated plate and sheet metal” establishments of the three prefectures commands nearly 30% of all (see Table 1).

Table 1 Top 30 Commodities – Establishments Engaged in Manufacturing Industry
(Establishments with 4 or more employees, in the year 2002)

Rank () represents previous year's rank	Commodity names	Number of establishments engaged in manufacturing industry		Major prefectures		
			Y/Y	First	Second	Third
1 (1)	Planograph (offset) printing	11,048	-448	Tokyo	Osaka	Aichi
2 (2)	Miscellaneous fabricated plate and sheet metal products	5,279	-550	Aichi	Osaka	Kanagawa
3 (3)	Fittings, except metal fittings	4,234	-797	Hokkaido	Aichi	Fukuoka
4 (4)	Boards less than 7.5 cm depth of minimum cross section, with more than 4 times width larger than depth	4,110	-382	Hokkaido	Shizuoka	Niigata
5 (5)	Squares 7.5 cm or more depth and width	4,013	-389	Shizuoka	Hokkaido	Mie
6 (6)	Lumbers less than 7.5 cm depth of minimum cross section, with less than 4 times width larger than depth	3,992	-389	Hokkaido	Shizuoka	Niigata
7 (7)	Miscellaneous processed foods	3,855	-263	Hokkaido	Aichi	Osaka
8 (8)	Fresh concrete	3,754	-149	Hokkaido	Hyogo	Aichi
9 (9)	Steelworks	3,206	-391	Aichi	Saitama	Osaka
10 (10)	Japanese-style pastries and cakes	3,188	-100	Aichi	Hokkaido	Niigata
11 (12)	Miscellaneous seafood products	3,107	90	Hokkaido	Shizuoka	Miyagi
12 (15)	Miscellaneous fabricated construction-use metal products	2,919	-48	Osaka	Hokkaido	Saitama
13 (11)	Relief (anastatic) printing	2,889	-349	Tokyo	Osaka	Hokkaido
14 (14)	Corrugated board boxes	2,854	-141	Osaka	Aichi	Saitama
15 (16)	Japanese noodles	2,711	-85	Nagasaki	Kagawa	Hokkaido
16 (13)	Stamped and pressed machinery parts, without machine finishing	2,691	-318	Aichi	Osaka	Tokyo
17 (18)	Soy bean curd, frozen and dried soy bean curd and fried bean curd	2,563	-138	Hokkaido	Aichi	Niigata
18 (19)	Parts, fittings and accessories of metal working machines	2,513	-166	Aichi	Osaka	Shizuoka
19 (20)	Molds for pressing	2,496	-156	Aichi	Osaka	Kanagawa
20 (21)	Molds for plastics	2,461	-151	Aichi	Osaka	Tokyo
21 (23)	Miscellaneous parts of motor vehicles, including parts of motorcycles	2,427	-36	Aichi	Shizuoka	Saitama
22 (22)	Wooden cabinets and shelves	2,413	-144	Fukuoka	Shizuoka	Hokkaido
23 (25)	Miscellaneous prefabricated architectural metal products	2,269	-72	Osaka	Hokkaido	Saitama
24 (29)	Plastic products for automobiles	2,229	55	Aichi	Shizuoka	Saitama
25 (24)	Miscellaneous wooden furniture, except Japanese lacquered furniture	2,129	-226	Shizuoka	Aichi	Osaka
26 (28)	Western-style pastries and cakes	2,124	-92	Aichi	Hokkaido	Tokyo
27 (30)	Plastic products for electrical machinery and apparatus	2,099	-65	Osaka	Aichi	Kanagawa
28 (26)	Parts, attachments and accessories of miscellaneous general industrial machinery and equipment	2,010	-310	Osaka	Aichi	Tokyo
29 (27)	Photoengraving, including phototypesetting	2,002	-225	Tokyo	Osaka	Aichi
30 (32)	Signboards, signs and display equipment, not electrical and mechanical	1,986	-75	Tokyo	Osaka	Aichi

Note 1: Several commodity names listed in the above table are abbreviated or otherwise supplemented. This rule also applies to the other tables and figures.

Note 2: Wastes, scraps and byproducts originating commodities are omitted from the above table. This rule also applies to the other tables and figures.

2. Shipment values by commodity

According to the shipment values by commodity, automobile associated groups, “Ordinary passenger cars, 2000 ml cylinder capacity or more”, “Light and small passenger cars, less than 2000 ml cylinder capacity” and “Miscellaneous parts of motor vehicles” to be more specific, won high ranking, and a large number of the automobile associated products groups showed an upturn trend on a year-over-year basis and their ranks moved up correspondingly. Speaking of the information and communication electronics equipment industry, “Metal oxide semiconductor IC”, “Miscellaneous electronic parts”, “Personal computers”, “Cellular telephone sets and PHS telephone sets” and “Liquid crystal elements” remained strong and ranked at higher places, but products groups other than “Miscellaneous electronic parts” have shrunk in shipment volume as compared with the previous year’s ranks (see Table 2).

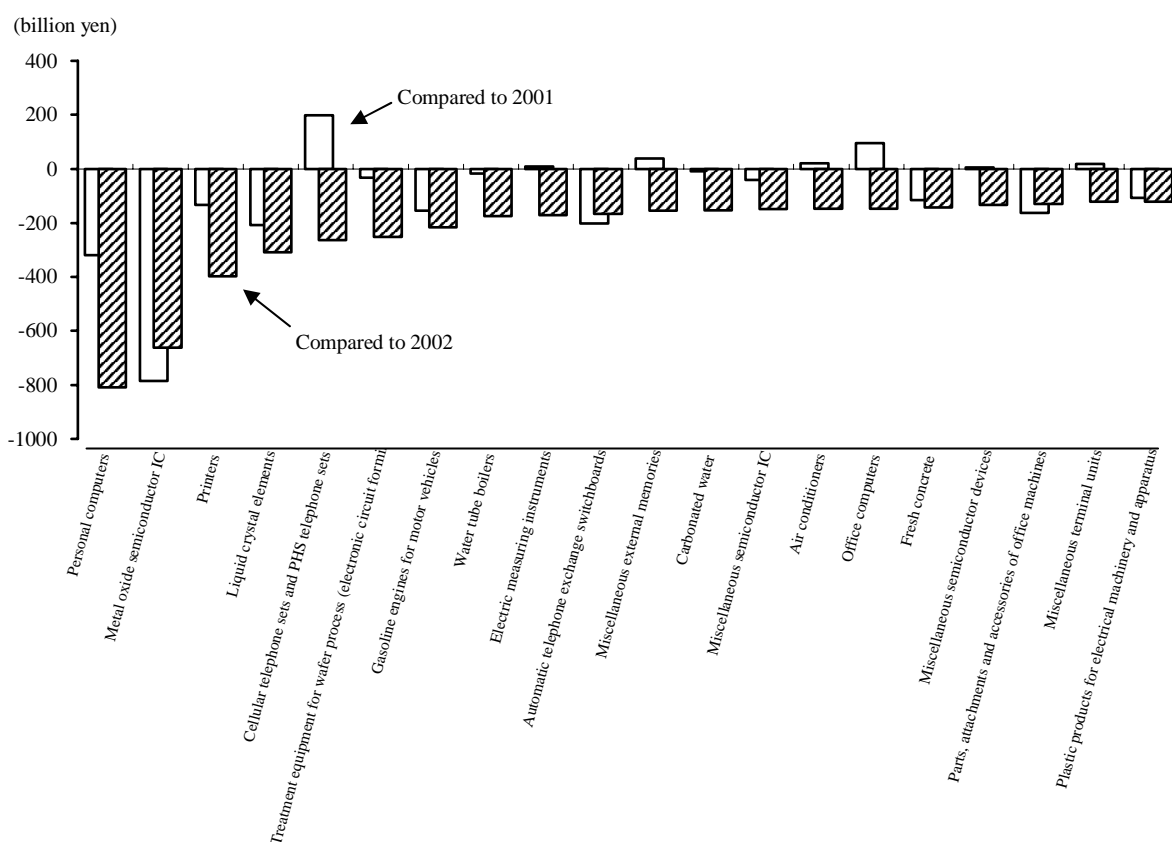
Table 2 Top 30 Commodities – Based upon the Value of Manufactured Goods Shipments (Establishments with 4 or more employees, in the year 2002)

Rank () represents previous year's rank	Commodity names	Shipment values		Major prefectures		
		(million yen)	Y/Y (%)	First	Second	Third
1 (1)	Ordinary passenger cars, 2000 ml cylinder capacity or more, including chassis	7,175,471	6.6	Aichi	Fukuoka	Kanagawa
2 (2)	Light and small passenger cars, less than 2000 ml cylinder capacity, including chassis	6,743,687	7.6	Aichi	Mie	Shizuoka
3 (4)	Miscellaneous parts of motor vehicles, including parts of motorcycles	6,036,745	6.0	Aichi	Shizuoka	Kanagawa
4 (3)	Medical products preparations including preparations outside medicines	5,837,451	-0.0	Osaka	Saitama	Shizuoka
5 (5)	Planograph (offset) printing	4,478,323	-2.4	Tokyo	Osaka	Saitama
6 (8)	Parts of driving, transmission and operating units	4,144,109	11.7	Aichi	Shizuoka	Tochigi
7 (6)	Gasoline	4,137,720	-1.9	Kanagawa	Chiba	Osaka
8 (7)	Metal oxide semiconductor IC	3,107,416	-17.6	Oita	Tokyo	Toyama
9 (11)	Parts, attachments and accessories of internal combustion engines for motor vehicles	2,791,597	9.4	Aichi	Shizuoka	Saitama
10 (12)	Miscellaneous electronic parts	2,742,066	16.9	Aichi	Mie	Kagoshima
11 (9)	Cigarettes, cigars and pipe tobacco	2,696,150	-1.2	Tochigi	Shizuoka	Kyoto
12 (13)	Parts of chassis and bodies	2,407,365	4.1	Aichi	Kanagawa	Shizuoka
13 (14)	Trucks, including tractors	2,271,028	-0.8	Aichi	Kanagawa	Gunma
14 (10)	Personal computers	1,850,254	-30.4	Yamagata	Tokyo	Shimane
15 (16)	Beers	1,718,723	-5.2	Ibaraki	Fukuoka	Aichi
16 (15)	Cellular telephone sets and PHS telephone sets	1,588,605	-14.3	Shizuoka	Saitama	Hiroshima
17 (17)	Fresh concrete	1,561,561	-8.4	Tokyo	Kanagawa	Hokkaido
18 (23)	KD sets (passenger cars, buses and trucks)	1,373,105	9.4	Aichi	Shizuoka	Hiroshima
19 (18)	Gasoline engines for motor vehicles	1,295,378	-14.3	Aichi	Kanagawa	Fukushima
20 (20)	Miscellaneous processed foods	1,261,605	-5.9	Ibaraki	Osaka	Saitama
21 (21)	Iron and steel cut products, including iron and steel cast products	1,239,272	-7.0	Aichi	Osaka	Chiba
22 (24)	Plastic products for automobiles	1,208,396	3.5	Aichi	Shizuoka	Gunma
23 (22)	Corrugated board boxes	1,190,159	-6.0	Aichi	Saitama	Osaka
24 (27)	Truck bodies	1,188,876	9.7	Aichi	Mie	Kanagawa
25 (28)	Passenger car bodies	1,170,292	10.7	Aichi	Shizuoka	Kanagawa
26 (19)	Liquid crystal elements	1,115,306	-21.7	Chiba	Nara	Nagano
27 (25)	Parts of suspension and brake systems	1,078,912	-2.2	Aichi	Nagano	Saitama
28 (30)	Miscellaneous seafood products	1,034,426	0.8	Hokkaido	Fukuoka	Hyogo
29 (32)	Light oil	1,022,401	0.6	Chiba	Kanagawa	Okayama
30 (31)	Chop of meat and frozen meat, except broilers	997,595	-2.5	Kagoshima	Hokkaido	Miyazaki

When compared with the previous year's records, 72% of all the commodity items (1263 items) ^(see Note) dropped in shipment value and that percentage corresponds to the one (72%) recoded in the previous year.

Of those product groups showed a downturn trend, "Personal computers" and "Printers" have declined due to production shift to overseas factories, "Metal oxide semiconductor IC" has dropped sharply because of flagging demand from IT industry. Besides, shipment values of information and communication electronics products including "Liquid crystal elements", "Cellular telephone sets and PHS telephone sets", "Miscellaneous external memories" and several others have greatly fallen short of the records taken in the previous year.

The lowest 20 commodities that showed a decrease in shipment value over the previous year
(Establishments with 4 or more employees)

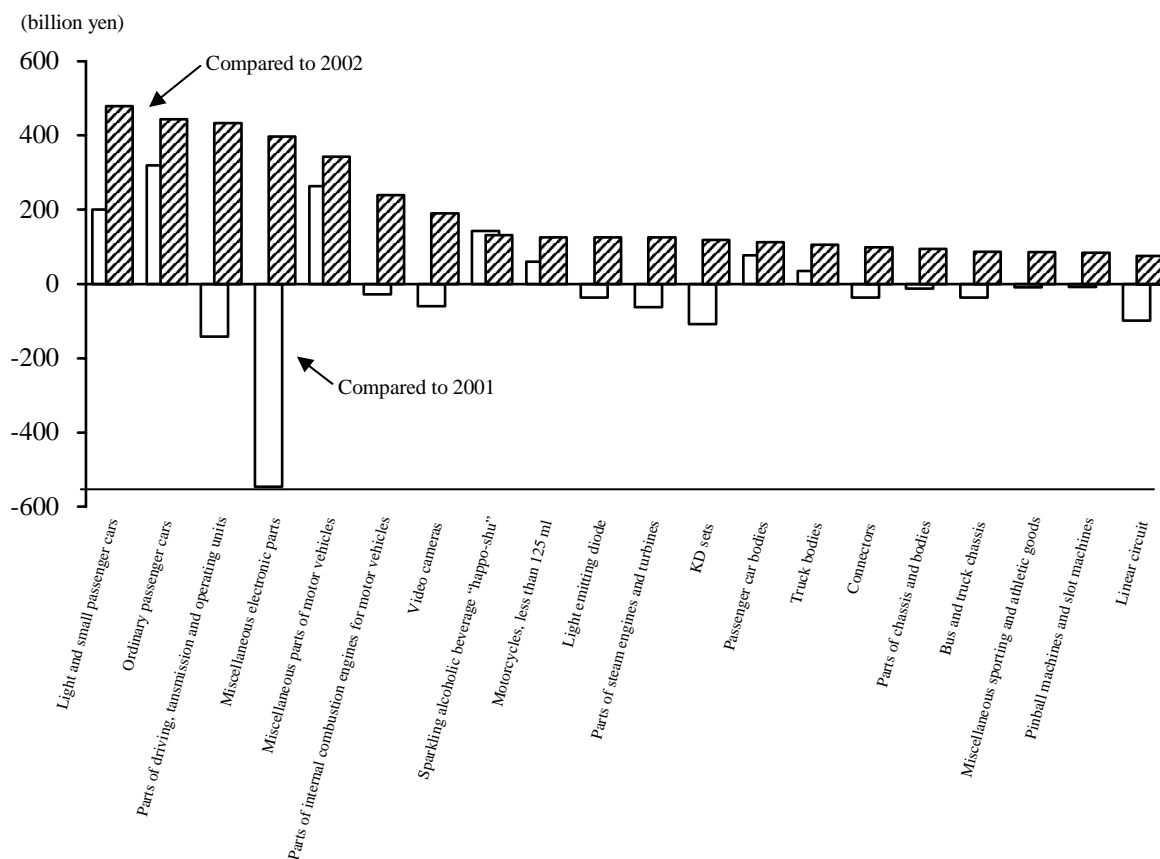


Note: The differences were calculated without any consideration of the product items that were newly added and redefined in 2002.

When taking a look at the graph showing the upward trend product groups, many of them are automobile associated groups such as “Light and small passenger cars, less than 2000 ml cylinder capacity, including chassis”, “Ordinary passenger cars, 2000 ml cylinder capacity or more, including chassis” and others. Other than those groups, “Sparkling alcoholic beverage ‘happo-shu’” and “Pinball machines and slot machines” have boost business.

The highest 20 commodities that showed an increase in shipment value over the previous year

(Establishments with 4 or more employees)



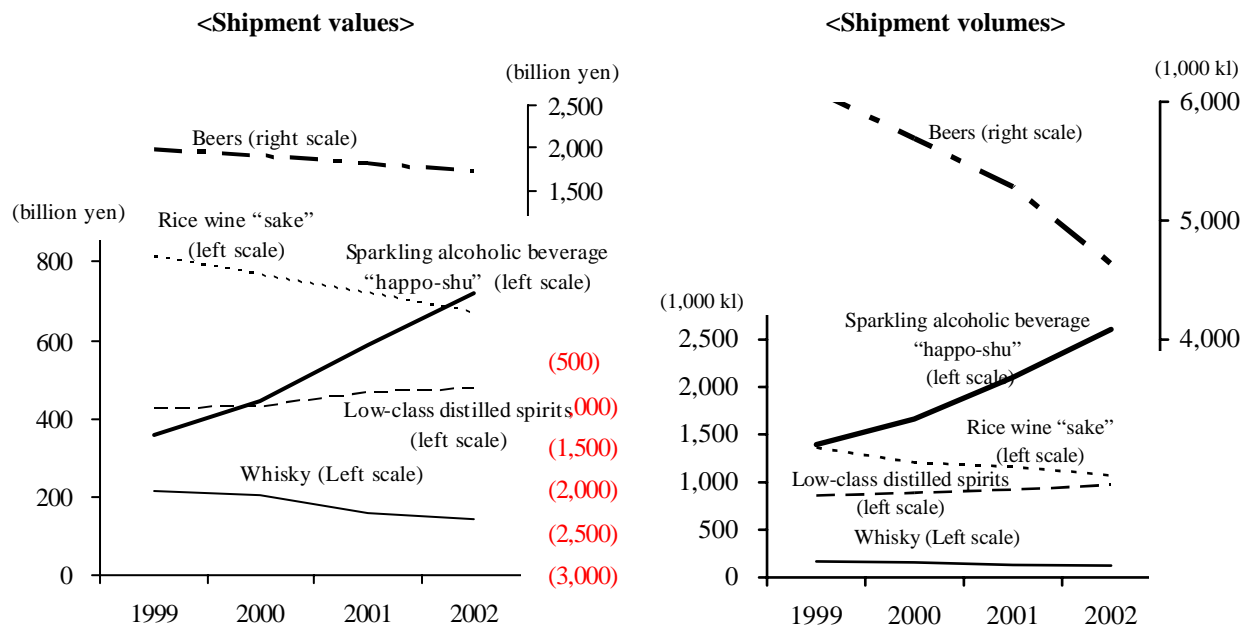
Note: The differences were calculated without any consideration of the product items that were newly added and redefined in 2002.

3. Shipment values by industry and by commodity

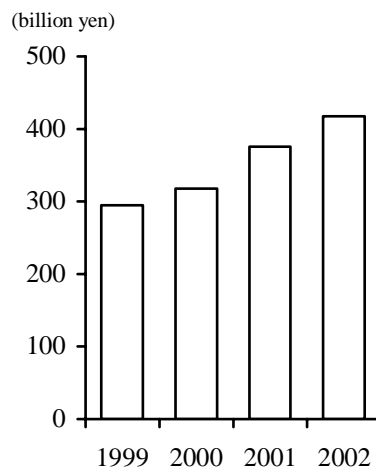
When closely examining the shipment value data by industry and by commodity:

- (1) The two large-shipment items in the “manufacture of beverages, tobacco and feed” industry, in other words “Cigarettes, cigars and pipe tobacco” and “Beers” showed an downturn trend, while “Sparkling alcoholic beverage ‘happo-shu’” was on the rise and has overtaken “Rice wine ‘sake’” in shipment volume in 2002 for the first time. Additionally, “Tea drinks” were on the increase thanks to a rising health-oriented tide and because of the debut of new products that are directed toward the needs of consumer.

Alcoholic Drinks – Shipment Values/Shipments Volumes

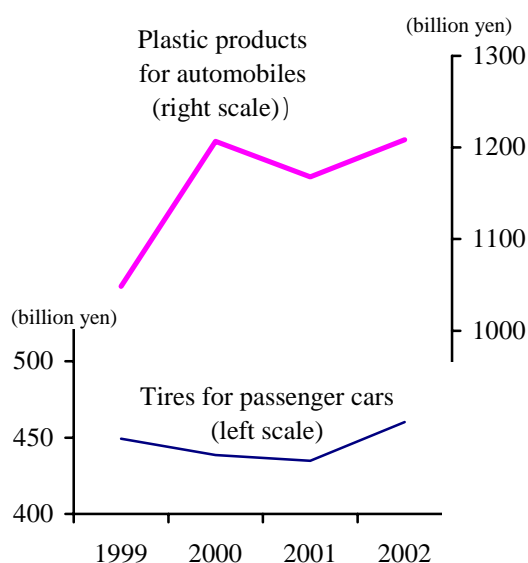


Tea Drinks Shipment Values



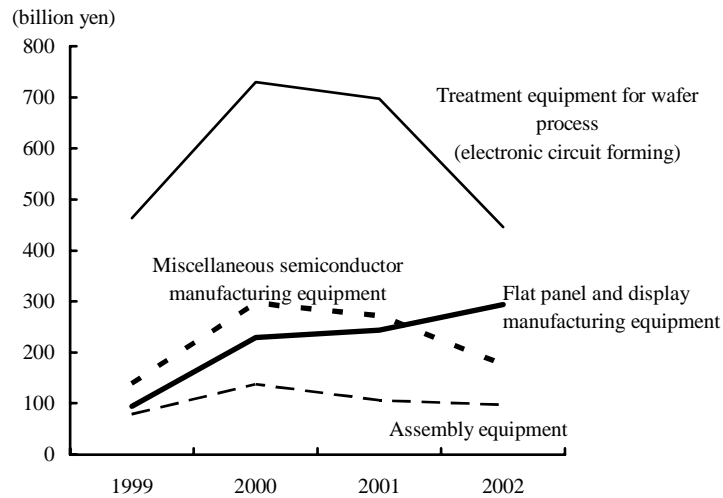
- (2) As far as the “manufacture of apparel and other finished products made from fabrics and similar materials” industry group concerned, the allied commodities fell almost across the board by a large value against the backdrop of imported products overflowing.
- (3) In the “manufacture of plastic products, except otherwise classified” industry group, “Plastic products for automobiles”, and in the “rubber products” industry group, “Passenger cars, buses, trucks” tires have went up thanks to the production ramp-up of automobiles.

Plastic Products for Automobiles & Tires for Passenger cars Shipment Values

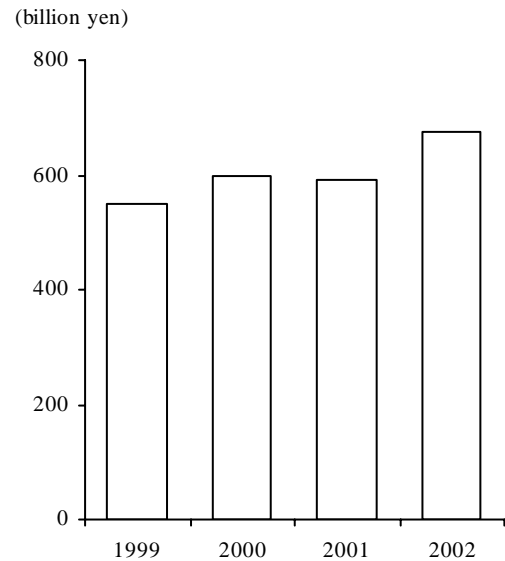


- (4) In the “general machinery” industry group, “Treatment equipment for wafer process (electronic circuit forming)”, “Assembly equipment” and “Miscellaneous semiconductor manufacturing equipment” among the semiconductor manufacturing equipment were down, but “Flat panel and display manufacturing equipment” was on the rise tendency. Other commodities also on the rise tendency are “Pinball machines and slot machines” thanks to popular models and new models introduction effects.

Semiconductor Manufacturing Equipment Shipment Values

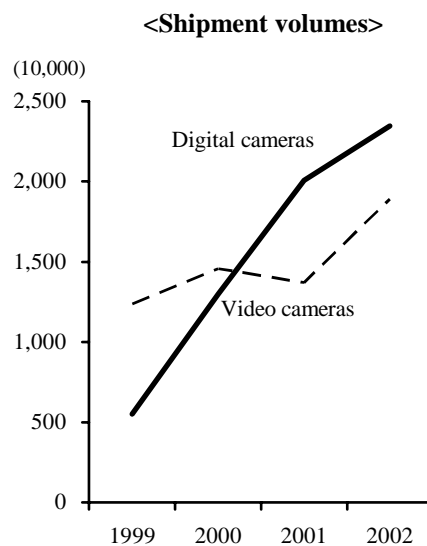
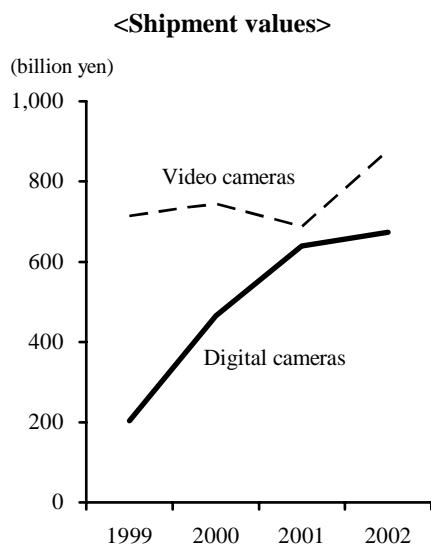


Pinball Machines and Slot Machines Shipment Value



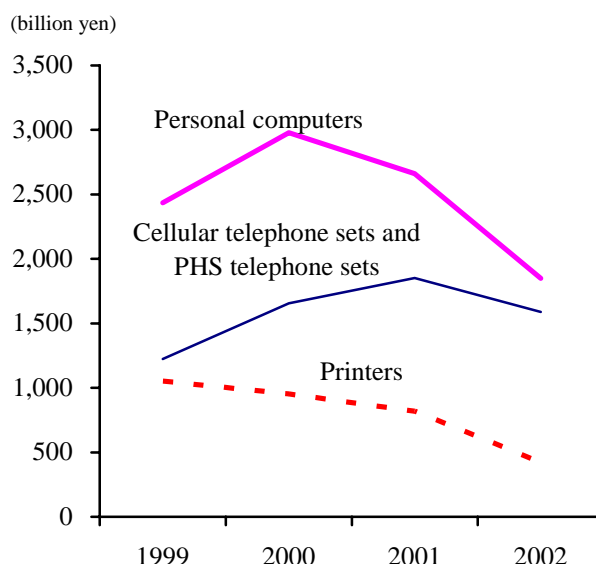
- (5) When looking in the “Electrical machinery, equipment and supplies” industry group, several product items such as “Video cameras” and “Digital cameras” increased the sales buttressed by the expansion of internal/external demand.

Video Cameras and Digital Cameras Shipment Values and Shipment Volumes



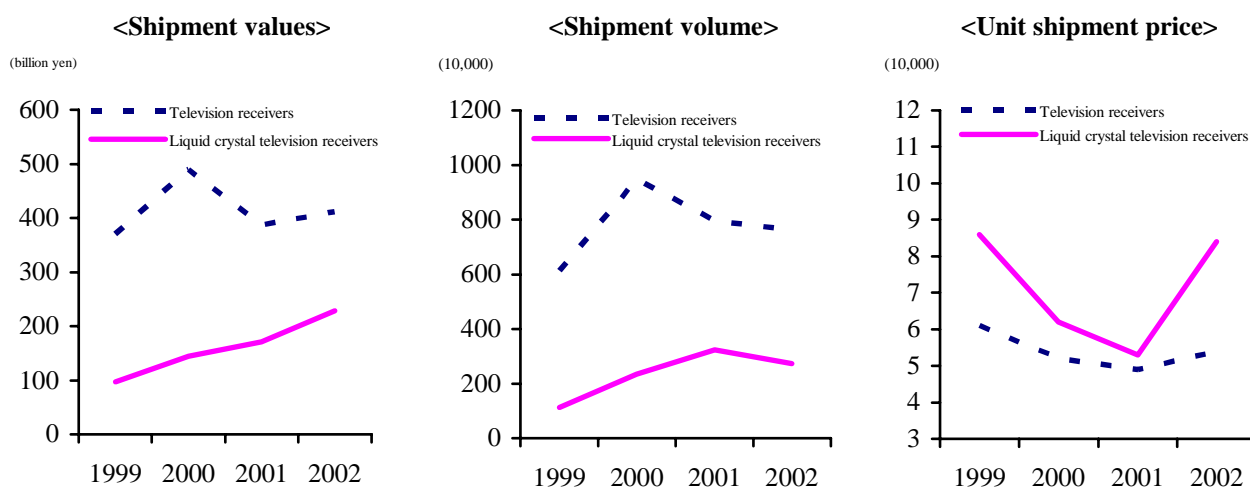
- (6) Regarding the commodities included in the “Information and communication electronics equipment” industry group, “Personal computers” and “Printers” have dropped due to production shift to overseas factories, and “Cellular telephone sets and PHS telephone sets” turned to positive as a consequence of market saturation.

Personal Computers, Printers, Cellular Telephone Sets and PHS Telephone Sets Shipment Values



The shipment values of both “Television receivers” and “Liquid crystal television receivers” have recovered, but the shipment volumes of the two product items have dropped partly because of the production shift to overseas factories. As the following unit shipment price data indicates, the sales increase seems to be more or less brought by the high demand for oversize TV models fueled by Japan-Korea co-sponsored World Cup Games.

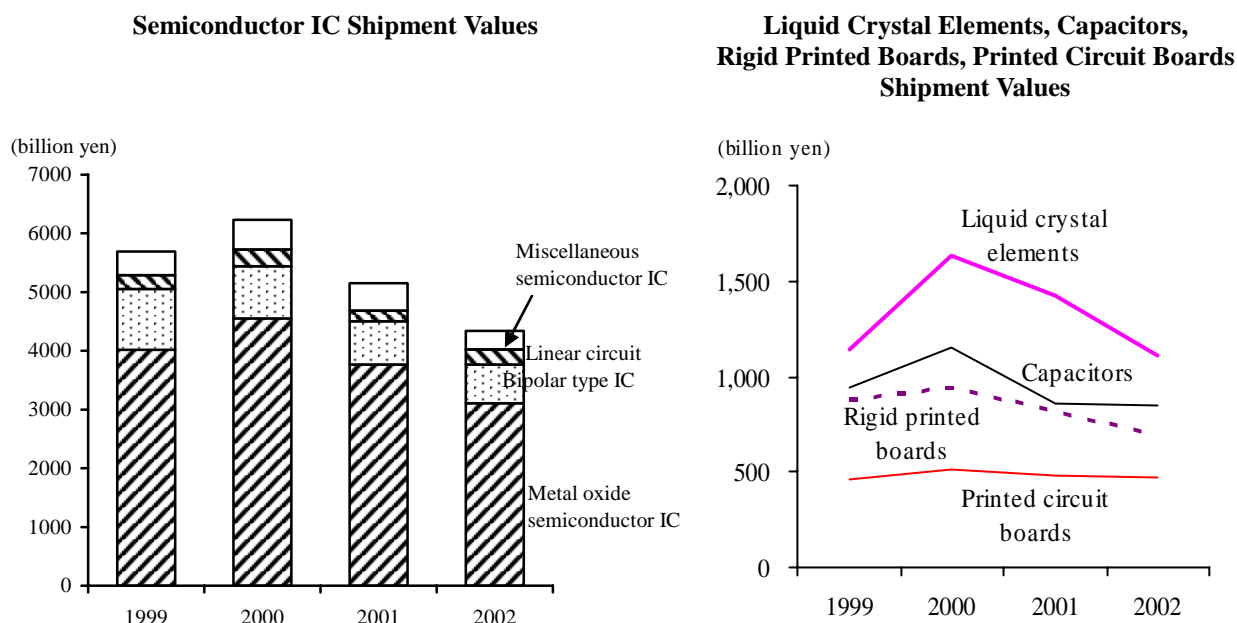
Television receivers, liquid crystal television receivers Shipment values, shipment volumes and unit shipment price data



Note: Unit shipment price = shipment value / shipment volume

- (7) In the “Electronic parts and devices” industry group, many of the electronic part commodities have went down for two years in a row because of flagging demand from IT industry, and in the “Semiconductor IC” group, “Metal oxide semiconductor IC” has decreased drastically.

Semiconductor IC & Electronic Parts – Shipment Value Upper-ranked Commodities



- (8) In the “Transportation equipment” group, nevertheless “Ordinary passenger cars” for the home market has decreased, the gross shipment value has climbed because of a steady upturn in exporting, and “Light and small passenger cars” increased sales by the introduction of new models for the home market.

Passenger Cars Shipment Values and Shipment Volumes

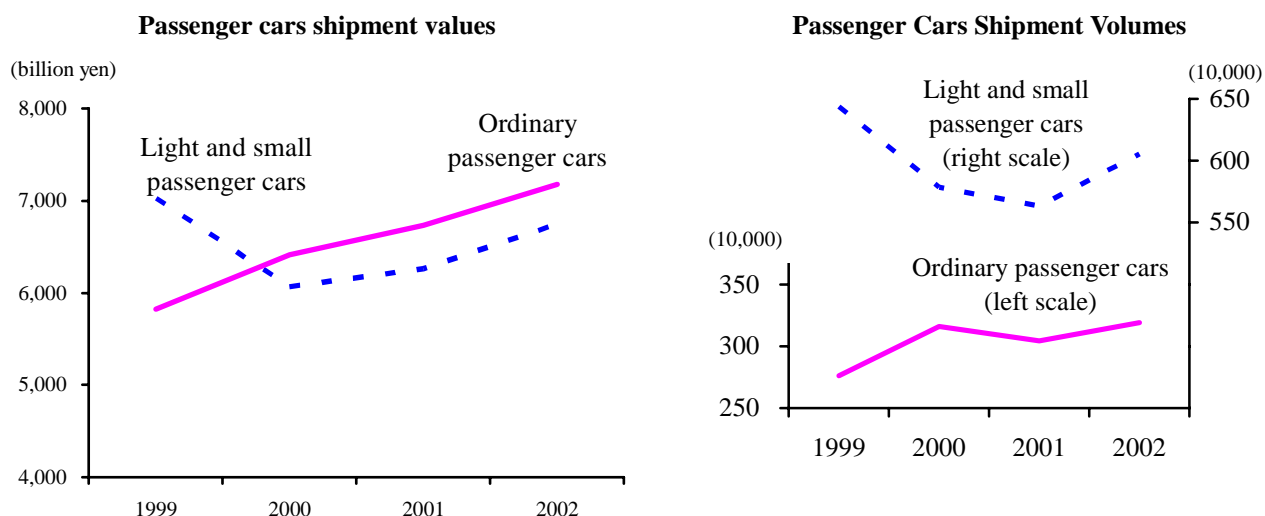


Table 3 Shipment Value Upper-ranked Commodities by Industry
(Establishments with 4 or more employees, in the year 2002)

Industrial classification	Item number	Commodity names	Numbers of establishments engaged in manufacturing industry		Shipment values	
				Y/Y	(million yen)	Y/Y (%)
Food						
	099939	Miscellaneous processed foods	3,855	-263	1,261,605	-5.9
	092919	Miscellaneous seafood products	3,107	90	1,034,426	0.8
	091111	Chop of meat and frozen meat, except broilers	775	-33	997,595	-2.5
	099933	Sushi and box lunches	1,277	-109	801,452	-4.9
	094919	Miscellaneous seasonings	808	1	790,095	-1.6
	099511	Precooked frozen foods	1,005	-31	784,917	-6.3
	099611	Side-dish foods	1,903	-67	759,613	8.0
	096111	Cleaned and polished rice, including crushed rice	373	-39	758,419	8.0
	091113	Meat products	620	-19	729,333	-0.7
	092611	Frozen seafood products (processed and packaged)	1384	18	683,177	4.7
Beverages, tobacco and feed						
	105111	Cigarettes, cigars and pipe tobacco	26	1	2,696,150	-1.2
	102211	Beers	98	-6	1,718,723	-5.2
	106111	Balanced compound feeds	297	-12	732,448	4.3
	102416	Sparkling alcoholic beverage “happo-shu”	37	-1	719,488	22.3
	102311	Rice wine “sake”, including unrefined “sake”	1,448	-74	670,249	-7.1
	102412	Low-class distilled spirits	523	6	475,982	2.3
	101111	Carbonated water	160	-16	452,592	-25.2
	101114	Tea drinks	145	10	417,964	11.2
	101112	Juice	355	25	401,030	19.5
	101113	Coffee drinks, including coffee with milk	133	-2	389,022	-17.1
Textile mill products						
	119311	Press felt fabric including needle, boned fabric (dry)	155	-3	184,408	0.1
	119419	Miscellaneous textile mats and similar products	148	-16	90,937	-0.9
	119412	Tufted carpets	45	-1	84,230	-9.6
	114311	Combed woolen fabric	94	-18	74,032	-15.0
	119511	Coated, water-proof fabrics	66	0	64,803	-18.0
	112111	Pure cotton yarn, including yarn waste	54	-1	62,883	-2.4
	114245	Polyester line fabric	163	1	52,214	-11.6
	118511	Narrow fabrics	340	-45	48,339	-7.6
	119312	Press felt products	76	-4	43,881	-1.9
	115111	Cotton tubular knit fabric	118	-9	39,441	-10.0
Apparel and other finished products						
	129919	Fabricated textile products, n.e.c., including knitted ones	1,120	-76	251,428	-5.3
	121511	Business, work and sanitary clothing	507	-45	131,348	-7.4
	122312	Women’s and girl’s knitted sweaters, cardigans and vests	573	-65	104,364	-9.6
	125411	Socks	287	-61	82,069	-13.8
	129611	Towel, except handkerchiefs	277	-47	80,390	-10.5
	129119	Miscellaneous bedding except blanket	452	...	74,388	...
	122212	Knitted sport shirts and T-shirts	336	-94	71,680	-18.7
	129111	Futon, including wool futon	390	-43	68,149	-7.4
	129312	Synthetic canvas products	726	-58	65,036	-8.3
	121212	Women’s and girl’s skirts and trousers	325	-33	63,820	-8.7
Lumber and wood products						
	132411	Prefabricated wooden buildings and structural members for housing	603	-51	337,238	-13.5
	132111	Millwork	1,030	-117	270,962	-11.0
	131113	Squares 7.5 cm or more depth and width	4,013	-389	270,118	-11.0
	131112	Lumbers less than 7.5 cm depth of minimum cross section, with less than 4 times width larger than depth	3,992	-389	214,391	-11.9
	132212	Special plywood, except glued laminated timber	469	...	190,749	...
	132211	Common plywood	292	-40	185,589	-3.8
	131311	Glued laminated timber	258	7	180,756	-1.3
	131111	Boards less than 7.5 cm depth of minimum cross section, with more than 4 times width larger than depth	4,110	-382	143,362	-15.5
	139919	Miscellaneous wood, bamboo, rattan and willow products, including painted products	1082	-81	110,209	-11.3
	132311	Glued laminated timber	305	...	109,558	...

Note: "..." was put in Y/Y columns of the newly added and redefined commodities.

Table 3 Shipment Value Upper-ranked Commodities by Industry (Continued)
(Establishments with 4 or more employees, in the year 2002)

Industrial classification	Item number	Commodity names	Numbers of establishments engaged in manufacturing industry		Shipment values	
				Y/Y	(million yen)	Y/Y (%)
Furniture and fixtures						
	143111	Fittings, except metal fittings	4,234	-797	378,120	-12.4
	141119	Miscellaneous wooden furniture, except Japanese lacquered furniture	2,129	-226	250,915	-5.9
	141112	Wooden cooking counters for sink and gas range	647	-6	227,519	-6.5
	149111	Offices and store fixtures	1,031	-101	196,524	-2.1
	141111	Wooden desks, tables and chairs	1,595	-20	189,363	-14.6
	141114	Wooden cabinets and shelves	2,413	-144	171,199	-5.9
	141211	Metal desks, tables and chairs	304	-34	167,966	-11.5
	141215	Metal cabinets and shelves	260	-41	100,996	-15.9
	141214	Metal cooking counters for sinks and gas range, (cabinets made of steel)	242	-40	99,431	3.8
	141113	Cabinets	893	-96	94,494	-16.7
Pulp, paper and paper products						
	155311	Corrugated board boxes	2,854	-141	1,190,159	-6.0
	152113	Painted printing paper	43	5	608,259	-6.8
	152111	Rolls of newsprint	20	-1	393,439	-7.9
	155411	Printed paperboard boxes	1,103	-84	361,811	-2.7
	152112	Non-painted printing paper	71	0	346,831	-2.5
	153119	Miscellaneous coated paper	112	-15	301,812	-3.0
	159919	Miscellaneous paper-made sanitary products	240	-22	265,329	-0.3
	152123	Miscellaneous paper	145	10	258,507	-10.0
	152211	Exterior liner board (corrugated liner board)	36	0	249,567	-1.2
	153211	Corrugated board (sheet)	386	-19	235,021	-7.0
Printing and allied industries						
	161112	Planograph (offset) printing	11,048	-448	4,478,323	-2.4
	161114	Special printing on non-paper	1,490	-96	628,986	-10.8
	161111	Photoengraving, including phototype setting	2,889	-349	458,446	-4.2
	162111	Relief (anastatic) printing	2,002	-225	384,492	-6.5
	161113	Intaglio (photogravure) printing	573	-33	382,750	-8.7
	162112	Photomask	45	-7	118,797	5.2
	162114	Stereotypes	116	-8	16,718	-11.2
	162115	Copper intaglio and wood engraving printing	31	1	6,511	-32.2
	162113	Printing types	26	-10	3,856	-1.0
Chemical and allied products						
	176211	Medical products preparations, including preparations outside medicines	697	-20	5,837,451	-0.0
	179919	Miscellaneous chemicals and allied products	705	-22	993,561	0.2
	173539	Miscellaneous plastic	138	7	708,428	1.1
	173949	Miscellaneous industrial organic chemicals	276	-6	696,590	3.9
	175414	Solvent synthetic resin paints	307	-13	578,579	-1.3
	173239	Miscellaneous aliphatic intermediates	140	-10	574,098	-4.0
	176111	Medical material preparations	228	6	566,811	5.4
	172949	Miscellaneous inorganic chemicals	429	-21	443,449	-2.5
	173611	Synthetic rubber, including synthetic latex	33	-4	377,322	2.0
	173429	Miscellaneous cyclic intermediates	152	2	372,429	-0.2
Petroleum and coal products						
	181111	Gasoline	30	-2	4,137,720	-1.9
	181115	Light oil	31	-2	1,022,401	0.6
	181116	Heavy fuel oil A	37	-2	727,901	4.4
	181118	Heavy fuel oil C	34	-2	702,447	-2.3
	181114	Kerosene	32	-2	690,778	0.0
	181112	Naphtha	31	0	452,314	8.2
	184111	Asphalt paving admixture and tar paving admixture, including asphalt block and tar block	837	-27	383,703	-3.7
	181113	Jet fuel oil	24	-2	258,706	3.2
	181124	Liquefied gas	32	0	181,930	-2.0
	181125	Stock oil for refining and mixing	11	0	167,158	6.0

Note: "... " was put in Y/Y columns of the newly added and redefined commodities.

Table 3 Shipment Value Upper-ranked Commodities by Industry (Continued)
(Establishments with 4 or more employees, in the year 2002)

Industrial classification	Item number	Commodity names	Numbers of establishments engaged in manufacturing industry		Shipment values	
				Y/Y	(million yen)	Y/Y (%)
Plastic products						
	193111	Plastic products for automobiles	2,229	55	1,208,396	3.5
	192111	Flexible plastic film for packaging, less than 0.2 mm thickness	520	-55	810,388	-3.2
	193113	Plastic products for electrical machinery and apparatus	2,099	-65	777,490	-13.6
	193119	Miscellaneous industrial plastic products	1,927	-11	718,044	-3.7
	192511	Fabrication of plastic film, sheets, floor coverings and synthetic leathers (cutting, jointing, painting, evaporation and plating, buffing, etc.)	1,254	-19	692,920	9.9
	199719	Plastic products, n.e.c.	1,059	-119	486,160	-6.6
	199219	Miscellaneous plastic containers	835	-17	477,668	-1.3
	199111	Daily household articles, kitchenware, tableware and bath articles	1,440	-150	422,034	-6.6
	195111	Compounding plastic materials	476	-32	398,359	10.1
	199211	Plastic hollow containers	718	-64	366,271	-14.7
Rubber products						
	203329	Miscellaneous mechanical rubber products	781	-17	543,845	4.3
	201113	Tires for passenger car	17	0	460,226	5.9
	203313	Rubber packing	1,135	-53	288,174	-5.9
	203311	Vibration-proof rubber	334	-18	247,445	3.5
	201111	Tires for trucks and buses	11	-1	208,339	7.3
	203211	Rubber hoses	97	2	128,943	-3.5
	201112	Tires for small trucks	16	-1	123,510	3.5
	209919	Miscellaneous rubber gloves	366	-27	108,922	-2.5
	203312	Rubber roll	219	-3	86,997	3.4
	201115	Tires for special vehicles and aircraft	23	3	86,712	9.0
Leather tanning, leather products and fur skins						
	214112	Women's and children's leather footwear	357	-52	130,930	-10.4
	217111	Small leather cases	395	-107	52,662	-24.5
	214111	Men's leather footwear, 23 cm or more length	120	-29	51,609	-10.0
	211111	Adult cow instep straps	124	-4	42,240	-4.8
	217211	Leather handbags	217	-34	39,504	-3.7
	216129	Miscellaneous luggage	186	-17	26,466	-19.0
	212111	Mechaical leather products	37	-11	18,444	-24.9
	213111	Cut stock and findings for boots and shoes	124	-9	17,201	-15.4
	216112	Leather brief cases, school bags and knapsacks	78	-15	16,594	2.1
	214114	Work shoes	17	-4	15,408	-17.9
Ceramics, stone and clay products						
	222211	Fresh concrete	3,754	-149	1,561,561	-8.4
	222111	Portland cement	39	0	333,372	-7.4
	222317	Concrete products for roads	1,461	-70	324,703	-10.3
	228111	Crushed stones	1,057	-5	285,887	-8.5
	221919	Miscellaneous glass and its products	240	-16	237,624	-10.7
	222319	Miscellaneous concrete products	726	-99	233,228	-6.9
	228311	Cut-stones and stoneware products	1,463	-185	171,081	-11.5
	221119	Miscellaneous plate glass in integral production	6	1	169,784	29.2
	222316	Concrete blocks for construction	967	-84	158,563	-11.9
	221712	Glass fiber (line) and its products	91	-7	156,365	0.9
Iron and steel						
	239111	Iron and steel cut products, including iron and steel cast products	1,439	-85	1,239,272	-7.0
	234111	Galvanized steel sheets, including galvanized steel loops	48	2	782,037	-5.7
	231125	Steel strips	15	0	775,311	10.5
	231144	Steel for special purposes	43	-2	674,369	5.1
	235111	Iron castings for machinery	728	-76	424,261	-9.2
	231123	Medium thick sheet, 3 mm or more thickness	20	1	413,810	-4.9
	235411	Secondary forgings	348	-3	359,078	-2.8
	231116	Shape steel, including steel sheet piles, rim and ring covers and sash bars	29	2	349,603	-1.1
	231118	Small bar steel	57	1	347,300	1.4
	231143	Structural steel	28	-1	328,067	10.1

Note: "..." was put in Y/Y columns of the newly added and redefined commodities.

Table 3 Shipment Value Upper-ranked Commodities by Industry (Continued)
(Establishments with 4 or more employees, in the year 2002)

Industrial classification	Item number	Commodity names	Numbers of establishments engaged in manufacturing industry		Shipment values	
				Y/Y	(million yen)	Y/Y (%)
Non-ferrous metals and products						
	243211	Rolled aluminum products	87	-8	608,427	0.9
	242311	Regenerated pig aluminum and aluminum alloys	192	0	418,343	15.5
	245311	Aluminum and aluminum alloy die castings	437	-11	391,514	-0.8
	244113	Copper-clad wire	219	-14	357,942	-9.9
	243212	Extruded aluminum products	129	-15	282,907	-4.9
	243111	Rolled and drawn copper products	105	-9	206,315	-8.0
	241929	Miscellaneous non-ferrous metals by primary smelting and refining	60	-6	199,690	4.4
	241112	Electrolytic copper and straight copper, including steel billet and cake	9	0	197,138	-1.1
	244115	Power cable	39	1	185,628	2.3
	244212	Optical fiber cable, including composite cable	40	1	182,884	2.1
Fabricated metal products						
	254111	Steelworks	3,206	-391	830,290	-5.1
	254229	Miscellaneous prefabricated architectural metal products	2,269	-72	786,655	-5.9
	254319	Miscellaneous fabricated plate and sheet metal products	5,279	-550	759,466	-13.7
	254119	Miscellaneous fabricated construction-use metal products	2,919	-48	733,894	-3.8
	255211	Stamped and pressed machinery parts, without machine finishing	2,691	-318	680,216	-11.0
	254113	Bridges	277	-10	604,792	0.6
	258111	Bolts and nuts	1,180	-50	518,846	-3.8
	254211	Aluminum sashes for housing	834	-158	439,419	-11.3
	254212	Aluminum sashes for building	427	-16	318,877	5.0
	251112	Food cans	37	-3	318,181	-14.6
General machinery						
	268121	Parts, attachments and accessories of office machines	838	-105	962,166	-11.9
	268311	Pinball machines and slot machines	93	-23	675,168	14.3
	269614	Molds for plastics	2,461	-151	555,523	-8.6
	269611	Molds for pressing	2,496	-156	517,096	-0.6
	267919	Miscellaneous general industrial machinery and equipment	800	29	497,799	-11.5
	267929	Parts, attachments and accessories of miscellaneous general industrial machinery and equipment	2,010	-310	464,384	-18.0
	263111	Shovel excavators	30	0	459,762	-8.9
	266711	Treatment equipment for wafer process (electronic circuit forming)	116	-24	445,814	-36.1
	268113	Digital copying machines	17	-3	418,261	3.7
	268119	Miscellaneous office machines	196	-31	392,571	-16.0
Electrical machinery, equipment and supplies						
	271621	Parts, attachments and accessories of auxiliary equipment for internal combustion engines	808	-88	984,092	-1.9
	274212	Video cameras, including integrated VTR-EVR, except broadcast video cameras	52	0	876,526	27.6
	271312	Monitor and control equipment	1,382	-96	801,493	-3.6
	274213	Digital cameras	22	-7	673,991	5.5
	279919	Electrical machinery, equipment and supplies, n.e.c.	493	-175	633,860	-16.0
	272213	Air conditioners	23	-9	588,302	-20.0
	271311	Switchboards	1,127	-62	430,177	-13.7
	274214	Switchboards	351	-41	427,259	3.4
		duplicating equipment				
	271121	AC-DC miniature motors, between 3 and 70W	184	-15	413,452	-10.3
	279912	Silicon wafers (surface-polished)	33	-8	378,776	-10.1
Information and communication electronics equipment						
	282211	Personal computers	35	-20	1,850,254	-30.4
	281213	Cellular telephone sets and PHS telephone sets	76	9	1,588,605	-14.3
	281412	Car stereo sets	25	1	470,650	4.2
	282311	Magnetic disc equipment	23	-12	464,783	8.8
	282411	Printers	70	0	422,077	-48.5
	282212	Parts, attachments and accessories of personal computers	340	...	418,616	...
	281312	Television receivers, except liquid crystal receivers	15	-5	411,775	6.4
	282911	Displays	39	-5	375,212	-4.6
	281422	Parts, attachments and accessories of electric audio equipment	525	-132	370,070	-15.2
	281216	Radio applied equipment	78	2	355,132	11.5

Note: "..." was put in Y/Y columns of the newly added and redefined commodities.

Table 3 Shipment Value Upper-ranked Commodities by Industry (Continued)
(Establishments with 4 or more employees, in the year 2002)

Industrial classification	Commodity number	Commodity names	Numbers of establishments engaged in manufacturing industry		Shipment values	
				Y/Y	(million yen)	Y/Y (%)
Electronic parts and devices						
	291312	Metal oxide semiconductor IC	78	-11	3,107,416	-17.6
	291919	Miscellaneous electronic parts	1,239	-56	2,742,066	16.9
	291913	Liquid crystal elements	67	-2	1,115,306	-21.7
	291412	Fixed capacitors	132	-10	799,801	-5.7
	291811	Rigid printed boards	259	-49	695,962	-14.5
	291311	Bipolar type IC	46	-5	657,911	-10.2
	291821	Printed circuit boards	355	15	470,554	-2.4
	291612	Connectors, except ones for printed boards	246	28	372,175	36.2
	291219	Miscellaneous semiconductor devices	82	-11	350,101	-27.5
	291319	Miscellaneous semiconductor IC	42	2	321,322	-31.7
Transportation equipment						
	301112	Ordinary passenger cars, 2000 ml cylinder capacity or more, including chassis	18	-1	7,175,471	6.6
	301111	Light and small passenger cars, less than 2000 ml cylinder capacity, including chassis	26	2	6,743,687	7.6
	301329	Miscellaneous parts of motor vehicles, including parts of motorcycles	2,427	-36	6,036,745	6.0
	301315	Parts of driving, transmission and operating units	1,253	-5	4,144,109	11.7
	301314	Parts, attachments and accessories of internal combustion engines for motor vehicles	1,512	-34	2,791,597	9.4
	301317	Parts of chassis and bodies	1,454	-52	2,407,365	4.1
	301114	Trucks, including tractors	18	0	2,271,028	-0.8
	301331	KD sets (passenger cars, buses and trucks)	27	3	1,373,105	9.4
	301311	Gasoline engines for motor vehicles	26	1	1,295,378	-14.3
	301213	Truck bodies	128	2	1,188,876	9.7
Precision instruments and machinery						
	313111	Medical instruments, apparatus and equipment	391	-7	585,028	-4.5
	311919	Miscellaneous measuring instruments	298	3	281,167	-10.3
	315413	Optical lenses	174	-9	209,079	-10.2
	315213	Photographic machines and related instruments	65	-6	166,235	-1.3
	317111	Watches, including movements	13	-1	146,982	-9.9
	311311	Balances and scales	106	-10	133,405	2.4
	311512	Precision measuring machines and instruments	223	5	119,847	-10.5
	315214	Parts, attachments and accessories of cameras	406	-22	115,305	-19.6
	311211	Inegrate volumeters	68	0	92,862	-7.6
	316113	Lenses, including contact lenses	76	-3	91,835	-2.3
Miscellaneous manufacturing industries						
	323112	Household TV games	6	1	509,908	-17.8
	329915	Room units	45	-21	285,261	2.7
	329913	Safety protectors and life saving apparatus	164	0	278,170	-7.1
	323419	Miscellaneous sporting and athletic goods	305	-33	269,695	45.8
	329211	Signboards, signs and display equipment, not electrical and mechanical	1,986	-75	212,029	-5.2
	329914	Unit housing	16	-10	204,394	-15.7
	329212	Signboards, signs and display equipment, electrical and mechanical	1,202	-142	164,027	-2.7
	329919	Miscellaneous manufacturing products, n.e.c.	484	-44	156,677	-3.8
	321111	Precious metal accessories, including jewel, ivory and turtle products	401	...	153,882	...
	328112	Small arms ammunition (bullets), shells (projectile) and explosive products	12	0	151,894	11.3

Note: "..." was put in Y/Y columns of the newly added and redefined commodities

3. Upper-ranked Commodities by Prefecture

(1) The number of establishments by commodity

As the following “Table 4: Top 3 Commodities by Prefecture - Establishments Engaged in Manufacturing Industry” indicates, the number of “Planograph (offset) printing” associated establishments came out on top nationwide and this sector was listed at the first rank in as many as 23 prefectures (19 prefectures in the previous year). And, the second highest was “Boards less than 7.5 cm depth of minimum cross section, with more than 4 times width larger than depth”, 6 prefectures, and the third highest was “Squares 7.5 cm or more depth and width”, 4 prefectures respectively.

In addition to the above three commodities, several local specialties like “Cut-stones and stoneware products” of Ibaraki, “Frames” of Fukui, “Precious metal accessories, including jewel, ivory and turtle products” of Yamanashi, “Green tea (finished)” of Shizuoka, “Japanese noodles” such as “Udon” and “Somen” of Nagasaki and Kagawa, “Towel, except handkerchiefs” of Ehime, “Japanese-style ceramic tableware” of Gifu and Saga were also ranked on top, and the number of such specialty manufacturing establishments win high ranking on a nationwide scale (See Table 4).

Table 4 Top 3 Commodities by Prefecture - Establishments Engaged in Manufacturing Industry (Establishments with 4 or more employees, in the year 2002)

(Unit: percentage of establishments engaged in manufacturing industry)

	First ranked commodities				Second ranked commodities				Third ranked commodities			
	Commodity names	Number of establishments engaged in manufacturing industry	National-level proportion	National rank	Commodity names	Number of establishments engaged in manufacturing industry	National-level proportion	National rank	Commodity names	Number of establishments engaged in manufacturing industry	National-level proportion	National rank
Nation-level Total amount	Planograph (offset) printing	11,048	-	-	Miscellaneous fabricated plate and sheet metal products	5,279	-	-	Fittings, except metal fittings	4,234	-	-
Hokkaido	Miscellaneous seafood products	543	17.5	1	Planograph (offset) printing	482	4.4	4	Frozen seafood products (processed and packaged)	353	25.5	1
Aomori	Planograph (offset) printing	119	1.1	28	Lumbers less than 7.5 cm depth of minimum cross section, with less than 4 times width larger than depth	108	2.7	14	Boards less than 7.5 cm depth of minimum cross section, with more than 4 times width larger than depth	106	2.6	18
Iwate	Boards less than 7.5 cm depth of minimum cross section, with more than 4 times width larger than depth	130	3.2	8	Lumbers less than 7.5 cm depth of minimum cross section, with less than 4 times width larger than depth	122	3.1	8	Squares 7.5 cm or more depth and width	120	3.0	8
Miyagi	Planograph (offset) printing	190	1.7	16	Miscellaneous seafood products	170	5.5	3	Frozen seafood products (processed and packaged)	127	9.2	4
Akita	Boards less than 7.5 cm depth of minimum cross section, with more than 4 times width larger than depth	145	3.5	6	Lumbers less than 7.5 cm depth of minimum cross section, with less than 4 times width larger than depth	135	3.4	7	Squares 7.5 cm or more depth and width	119	3.0	10
Yamagata	Planograph (offset) printing	131	1.2	27	Boards less than 7.5 cm depth of minimum cross section, with more than 4 times width larger than depth	110	2.7	15	Lumbers less than 7.5 cm depth of minimum cross section, with less than 4 times width larger than depth	106	2.7	15
Fukushima	Planograph (offset) printing	175	1.6	18	Lumbers less than 7.5 cm depth of minimum cross section, with less than 4 times width larger than depth	148	3.7	5	Boards less than 7.5 cm depth of minimum cross section, with more than 4 times width larger than depth	148	3.6	5
Ibaraki	Cut-stones and stoneware products	218	14.9	1	Planograph (offset) printing	188	1.7	17	Miscellaneous processed foods	142	3.7	9
Tochigi	Planograph (offset) printing	167	1.5	19	Fittings, except metal fittings	141	3.3	9	Boards less than 7.5 cm depth of minimum cross section, with more than 4 times width larger than depth	108	2.6	17
Gunma	Miscellaneous parts of motor vehicles, including parts of motorcycles	185	7.6	4	Planograph (offset) printing	138	1.2	21	Molds for pressing	134	5.4	6
Saitama	Planograph (offset) printing	435	3.9	5	Miscellaneous fabricated plate and sheet metal products	343	6.5	4	Corrugated board boxes	225	7.9	3
Chiba	Planograph (offset) printing	229	2.1	13	Miscellaneous processed foods	159	4.1	7	Miscellaneous seafood products	142	4.6	5
Tokyo	Planograph (offset) printing	2,126	19.2	1	Photoengraving, including phototypesetting	676	33.8	1	Relief (anastatic) printing	440	15.2	1
Kanagawa	Miscellaneous fabricated plate and sheet metal products	405	7.7	3	Planograph (offset) printing	387	3.5	7	Stamped and pressed machinery parts, without machine finishing	188	7.0	4
Niigata	Planograph (offset) printing	249	2.3	11	Lumbers less than 7.5 cm depth of minimum cross section, with less than 4 times width larger than depth	170	4.3	3	Boards less than 7.5 cm depth of minimum cross section, with more than 4 times width larger than depth	162	3.9	3
Toyama	Planograph (offset) printing	132	1.2	25	Miscellaneous seafood products	78	2.5	12	Medical products preparations, including preparations outside medicines	75	10.8	1
Ishikawa	Planograph (offset) printing	147	1.3	20	Narrow fabrics	107	31.5	1	Japanese-style pastries and cakes	98	3.1	8
Fukui	Frames	120	88.9	1	Narrow fabrics	104	30.6	2	Planograph (offset) printing	90	0.8	38
Yamanashi	Precious metal accessories, including jewel, ivory and turtle products	138	34.4	1	Planograph (offset) printing	81	0.7	40	Plastic products for electrical machinery and apparatus	57	2.7	12
Nagano	Planograph (offset) printing	254	2.3	10	Boards less than 7.5 cm depth of minimum cross section, with more than 4 times width larger than depth	130	3.2	8	Vegetables pickled or in brine, including fruits pickled or in brine	127	6.5	2
Gifu	Japanese-style ceramic tableware	343	27.3	1	Planograph (offset) printing	200	1.8	15	Fittings, except metal fittings	138	3.3	10
Shizuoka	Green tea (finished)	338	43.3	1	Planograph (offset) printing	302	2.7	9	Miscellaneous parts of motor vehicles, including parts of motorcycles	279	11.5	2
Aichi	Planograph (offset) printing	657	5.9	3	Plastic products for automobiles	619	27.8	1	Miscellaneous fabricated plate and sheet metal products	602	11.4	1

Table 4 Top 3 Commodities by Prefecture - Establishments Engaged in Manufacturing Industry (Continued)

	First ranked commodities				Second ranked commodities				Third ranked commodities			
	Commodity names	Number of establishments engaged in manufacturing industry	National-level proportion	National rank	Commodity names	Number of establishments engaged in manufacturing industry	National-level proportion	National rank	Commodity names	Number of establishments engaged in manufacturing industry	National-level proportion	National rank
Mie	Squares 7.5 cm or more depth and width	166	4.1	3	Lumbers less than 7.5 cm depth of minimum cross section, with less than 4 times width larger than depth	160	4.0	4	Boards less than 7.5 cm depth of minimum cross section, with more than 4 times width larger than depth	151	3.7	4
Shiga	Planograph (offset) printing	71	0.6	42	Squares 7.5 cm or more depth and width	68	1.7	30	Lumbers less than 7.5 cm depth of minimum cross section, with less than 4 times width larger than depth	67	1.7	31
Kyoto	Planograph (offset) printing	243	2.2	12	Miscellaneous yarn-dyed narrow silk fabrics	157	42.3	1	Miscellaneous fabricated plate and sheet metal products	114	2.2	14
Osaka	Planograph (offset) printing	970	8.8	2	Miscellaneous fabricated plate and sheet metal products	556	10.5	2	Corrugated board boxes	349	12.2	1
Hyogo	Planograph (offset) printing	335	3.0	8	Miscellaneous fabricated plate and sheet metal products	256	4.8	6	Seaweed products	180	16.8	1
Nara	Squares 7.5 cm or more depth and width	138	3.4	7	Socks	125	43.6	1	Boards less than 7.5 cm depth of minimum cross section, with more than 4 times width larger than depth	113	2.7	13
Wakayama	Fittings, except metal fittings	151	3.6	5	Vegetables pickled or in brine, including fruits pickled or in brine	128	6.5	1	Lumbers less than 7.5 cm depth of minimum cross section, with less than 4 times width larger than depth	97	2.4	19
Tottori	Squares 7.5 cm or more depth and width	45	1.1	39	Boards less than 7.5 cm depth of minimum cross section, with more than 4 times width larger than depth	44	1.1	37	Planograph (offset) printing	42	0.4	47
Shimane	Boards less than 7.5 cm depth of minimum cross section, with more than 4 times width larger than depth	97	2.4	21	Squares 7.5 cm or more depth and width	93	2.3	21	Lumbers less than 7.5 cm depth of minimum cross section, with less than 4 times width larger than depth	89	2.2	22
Okayama	Planograph (offset) printing	137	1.2	22	Fittings, except metal fittings	89	2.1	16	Japanese-style pastries and cakes	88	2.8	13
Hiroshima	Planograph (offset) printing	213	1.9	14	Miscellaneous fabricated plate and sheet metal products	205	3.9	8	Fittings, except metal fittings	107	2.5	13
Yamaguchi	Planograph (offset) printing	117	1.1	29	Dried seafood products, boiled and dried seafood products	82	5.9	5	Fittings, except metal fittings	79	1.9	18
Tokushima	Lumbers less than 7.5 cm depth of minimum cross section, with less than 4 times width larger than depth	77	1.9	26	Boards less than 7.5 cm depth of minimum cross section, with more than 4 times width larger than depth	74	1.8	26	Planograph (offset) printing	72	0.7	41
Kagawa	Japanese noodles	179	6.6	2	Planograph (offset) printing	105	1.0	31	Cut-stones and stoneware products	104	7.1	2
Ehime	Towel, except handkerchiefs	122	44.0	1	Squares 7.5 cm or more depth and width	116	2.9	12	Boards less than 7.5 cm depth of minimum cross section, with more than 4 times width larger than depth	113	2.7	13
Kochi	Boards less than 7.5 cm depth of minimum cross section, with more than 4 times width larger than depth	101	2.5	19	Squares 7.5 cm or more depth and width	99	2.5	18	Lumbers less than 7.5 cm depth of minimum cross section, with less than 4 times width larger than depth	93	2.3	20
Fukuoka	Planograph (offset) printing	416	3.8	6	Planograph (offset) printing	233	5.5	3	Miscellaneous fabricated plate and sheet metal products	193	3.7	9
Saga	Japanese-style ceramic tableware	163	13.0	3	Pottery ornaments	72	11.9	2	Planograph (offset) printing	65	0.6	44
Nagasaki	Japanese noodles	292	10.8	1	Japanese-style ceramic tableware	100	8.0	4	Planograph (offset) printing	98	0.9	34
Kumamoto	Squares 7.5 cm or more depth and width	139	3.5	6	Boards less than 7.5 cm depth of minimum cross section, with more than 4 times width larger than depth	138	3.4	7	Lumbers less than 7.5 cm depth of minimum cross section, with less than 4 times width larger than depth	136	3.4	6
Oita	Boards less than 7.5 cm depth of minimum cross section, with more than 4 times width larger than depth	124	3.0	10	Squares 7.5 cm or more depth and width	112	2.8	13	Lumbers less than 7.5 cm depth of minimum cross section, with less than 4 times width larger than depth	111	2.8	11
Miyazaki	Boards less than 7.5 cm depth of minimum cross section, with more than 4 times width larger than depth	101	2.5	19	Planograph (offset) printing	98	0.9	34	Lumbers less than 7.5 cm depth of minimum cross section, with less than 4 times width larger than depth	93	2.3	20
Kagoshima	Planograph (offset) printing	134	1.2	24	Semi-finished green tea	128	19.5	2	Miscellaneous seafood products	116	3.7	7
Okinawa	Planograph (offset) printing	91	0.8	37	Fresh concrete	74	2.0	23	Aluminum sashes for housing	65	7.8	1

(2) Shipment values by commodity

According to the shipment value data by commodity and by prefecture, some of “Information and communication electronics” and “Electronic parts” associated commodities were ranked top in several prefectures, and “Metal oxide IC” and “Personal computers” came top in 3 prefectures respectively, “Fixed capacitors” in 2 prefectures, “Miscellaneous electronic parts” in 2 prefectures, and “Liquie crystal elements” and “Silicon wafers” in 1 prefecture respectively, in other words 12 prefectures in all.

Besides, automobile related commodities were ranked on top in 10 prefectures, and “Ordinary passenger cars” appeared top in 6 prefectures, “Light and small passenger cars” in 3 prefectures and “Parts of driving, transmission and operating units” in 1 prefecture respectively.

Of those commodities ranked at second place or lower, “information and communication electronics” and “Electronic parts” associated commodities and automobile associated commodities won high ranking and “Medical products preparations, including preparations outside medicines”, “Gasoline” and “Cigarettes, cigars and pipe tobacco” commodities also occupied high places (See Table 5).

Table 5 Shipment Value Top 3 Commodities by Prefecture (Establishments with 4 or more employees, in the year 2002)

(Unit: hundred million yen, %)

	First ranked commodities				Second ranked commodities				Third ranked commodities			
	Commodity names	Shipment values	National-level proportion	National rank	Commodity names	Shipment values	National-level proportion	National rank	Commodity names	Shipment values	National-level proportion	National rank
Nation-level total amount	Ordinary passenger cars, 2000 ml cylinder capacity or more, including chassis	71,755	-	-	Light and small passenger cars, less than 2000 ml cylinder capacity, including chassis	67,437	-	-	Miscellaneous parts of motor vehicles, including parts of motorcycles	60,367	-	-
Hokkaido	Frozen seafood products (processed and packaged)	1,966	28.8	1	Miscellaneous seafood products	1,834	17.7	1	Gasoline	x	x	8
Aomori	Printed printing paper	x	x	2	Optical disc equipment	x	x	1	Miscellaneous seafood products	483	4.7	7
Iwate	Ordinary passenger cars, 2000 ml cylinder capacity or more, including chassis	x	x	9	Cigarettes, cigars and pipe tobacco	x	x	7	Cellular telephone sets and PHS telephone sets	828	5.2	8
Miyagi	Gasoline	x	x	9	Frozen seafood products (processed and packaged)	983	14.4	2	Digital cameras	x	x	3
Akita	Fixed capacitors	2,567	32.1	1	Miscellaneous electronic parts	602	2.2	18	Liquid crystal elements	x	x	8
Yamagata	Personal computers	x	x	1	Metal oxide semiconductor IC	1,575	5.1	7	Miscellaneous electronic parts	1,184	4.3	6
Fukushima	Medical products preparations, including preparations outside medicines	1,838	3.1	11	Car stereo sets	1,681	35.7	1	Cigarettes, cigars and pipe tobacco	x	x	4
Ibaraki	Medical products preparations, including preparations outside medicines	2,481	4.2	8	Beers	1,963	11.4	1	Parts, attachments and accessories of office machines	1,767	18.4	1
Tochigi	Ordinary passenger cars, 2000 ml cylinder capacity or more, including chassis	x	x	5	Cigarettes, cigars and pipe tobacco	x	x	1	Parts of driving, transmission and operating units	3,287	7.9	3
Gunma	Light and small passenger cars, less than 2000 ml cylinder capacity, including chassis	3,711	5.5	6	Trucks, including tractors	x	x	3	Miscellaneous parts of motor vehicles, including parts of motorcycles	2,394	4.0	7
Saitama	Medical products preparations, including preparations outside medicines	6,850	11.7	2	Light and small passenger cars, less than 2000 ml cylinder capacity, including chassis	x	x	5	Planograph (offset) printing	4,738	10.6	3
Chiba	Gasoline	6,860	16.6	2	Household TV games	x	x	1	Galvanized steel sheets, including galvanized steel loops	2,040	26.1	1
Tokyo	Planograph (offset) printing	11,888	26.5	1	Personal computers	3,491	18.9	2	Metal oxide semiconductor IC	x	x	2
Kanagawa	Gasoline	8,107	19.6	1	Ordinary passenger cars, 2000 ml cylinder capacity or more, including chassis	x	x	3	Trucks, including tractors	4,579	20.2	2
Niigata	Miscellaneous electronic parts	1,445	5.3	4	Baked rice confections	1,253	42.5	1	Miscellaneous industrial organic chemicals	1,003	14.4	1
Toyama	Medical products preparations, including preparations outside medicines	2,174	3.7	9	Metal oxide semiconductor IC	2,059	6.6	3	Aluminum sashes for housing	1,703	38.8	1
Ishikawa	Cigarettes, cigars and pipe tobacco	x	x	6	Displays	902	24.0	1	Liquid crystal elements	x	x	5
Fukui	Fixed capacitors	736	9.2	4	Rolled aluminum products	x	x	3	Miscellaneous electronic parts	549	2.0	20
Yamanashi	Treatment equipment for wafer process (electronic circuit forming)	1,139	25.5	1	Numerical control equipment	x	x	1	Parts, attachments and accessories of office machines	546	5.7	5
Nagano	Personal computers	1,836	9.9	5	Liquid crystal elements	1,165	10.4	3	Parts of suspension and brake systems	1,092	10.1	2
Gifu	Medical products preparations, including preparations outside medicines	1,423	2.4	14	Video cameras, including integrated VTR-EVR, except broadcast video cameras	x	x	2	Parts of suspension and brake systems	984	9.1	4
Shizuoka	Parts of driving, transmission and operating units	10,884	26.3	2	Light and small passenger cars, less than 2000 ml cylinder capacity, including chassis	x	x	3	Miscellaneous parts of motor vehicles, including parts of motorcycles	6,032	10.0	2
Aichi	Ordinary passenger cars, 2000 ml cylinder capacity or more, including chassis	38,196	53.2	1	Miscellaneous parts of motor vehicles, including parts of motorcycles	27,889	46.2	1	Light and small passenger cars, less than 2000 ml cylinder capacity, including chassis	23,094	34.2	1
Mie	Light and small passenger cars, less than 2000 ml cylinder capacity, including chassis	x	x	2	Miscellaneous parts of motor vehicles, including parts of motorcycles	3,306	5.5	4	Miscellaneous electronic parts	3,296	12.0	2
Shiga	Medical products preparations, including preparations outside medicines	2,752	4.7	7	Light and small passenger cars, less than 2000 ml cylinder capacity, including chassis	x	x	9	Air conditioners	1,818	30.9	2
Kyoto	Cigarettes, cigars and pipe tobacco	x	x	3	Cassettes for games	x	x	1	Planograph (offset) printing	1,092	2.4	10
Osaka	Medical products preparations, including preparations outside medicines	9,049	15.5	1	Planograph (offset) printing	5,359	12.0	2	Gasoline	4,402	10.6	3
Hyogo	Medical products preparations, including preparations outside medicines	3,196	5.5	6	Parts, fittings and accessories of steam engines, turbines and water wheels	2,194	68.5	1	Rice wine "sake", including unrefined "sake"	1,926	28.7	1
Nara	Liquid crystal elements	1,347	12.1	2	Miscellaneous semiconductor devices	x	x	1	Parts of driving, transmission and operating units	800	1.9	9
Wakayama	Gasoline	x	x	6	Air conditioners, except window and separate types	717	20.5	2	Laundry synthetic detergents	x	x	1

Table5 Shipment Value Top 3 Commodities by Prefecture (Continued)

	First ranked commodities				Second ranked commodities				Third ranked commodities			
	Commodity names	Shipment values	National-level proportion	National rank	Commodity names	Shipment values	National-level proportion	National rank	Commodity names	Shipment values	National-level proportion	National rank
Tottori	Miscellaneous electronic parts	1,040	3.8	7	Cigarettes, cigars and pipe tobacco	x	x	10	Painted printing paper	x	x	7
Shimane	Personal computers	x	x	3	Fixed capacitors	817	10.2	2	Cold finished special steel loops in coil, less than 600-mm width	x	x	1
Okayama	Light and small passenger cars, less than 2000 ml cylinder capacity, including chassis	x	x	4	Gasoline	x	x	4	Metal oxide semiconductor IC	x	x	5
Hiroshima	Ordinary passenger cars, 2000 ml cylinder capacity or more, including chassis	x	x	6	Miscellaneous parts of motor vehicles, including parts of motorcycles	2,719	4.5	5	Cellular telephone sets and PHS telephone sets	2,091	13.2	3
Yamaguchi	Ordinary passenger cars, 2000 ml cylinder capacity or more, including chassis	x	x	4	Gasoline	3,594	8.7	5	Medical products preparations, including preparations outside medicines	1,657	2.8	12
Tokushima	Medical products preparations, including preparations outside medicines	2,078	3.6	10	Light emitting diode	x	x	1	Cigarettes, cigars and pipe tobacco	x	x	12
Kagawa	Gasoline	x	x	12	Cigarettes, cigars and pipe tobacco	x	x	8	Steel cargo shipbuilding, power vessel 20 gross tonnage or more	1,155	16.0	2
Ehime	Gasoline	x	x	14	Rolls of newsprint	972	24.7	2	Painted printing paper	x	x	1
Kochi	Metal oxide semiconductor IC	x	x	16	Miscellaneous electronic parts	338	1.2	25	Miscellaneous paper	237	9.2	4
Fukuoka	Ordinary passenger cars, 2000 ml cylinder capacity or more, including chassis	x	x	2	Light and small passenger cars, less than 2000 ml cylinder capacity, including chassis	x	x	7	Miscellaneous parts of motor vehicles, including parts of motorcycles	1,987	3.3	8
Saga	Silicon wafers (surface-polished)	672	17.7	1	Medical products preparations, including preparations outside medicines	545	0.9	23	Finished seats	x	x	6
Nagasaki	Steel oil transportation shipbuilding, power vessel 20 gross tonnage or more	956	30.4	1	Steel cargo shipbuilding, power vessel 20 gross tonnage or more	883	12.3	3	Metal oxide semiconductor IC	x	x	12
Kumamoto	Metal oxide semiconductor IC	x	x	4	KD sets (motorcycles)	x	x	1	Miscellaneous parts of motor vehicles, including parts of motorcycles	816	1.4	11
Oita	Metal oxide semiconductor IC	3,976	12.8	1	Steel strips	x	x	2	Gasoline	x	x	11
Miyazaki	Broiler products, including cut products	538	12.0	2	Chop of meat and frozen meat, except broilers	536	5.4	3	Low-class distilled spirits	516	10.8	4
Kagoshima	Miscellaneous electronic parts	1,537	5.6	3	Chop of meat and frozen meat, except broilers	1,480	14.8	1	Balanced compound feeds	1,264	17.3	1
Okinawa	Gasoline	x	x	16	Heavy fuel oil C	x	x	7	Fresh concrete	325	2.1	15

(Note) "x" letter was put in the shipment value and national-level portion columns in cases where commodities by prefecture were not disclosed.