

## **General Situation**

This survey report provides a summary of “2003 Census of Manufacture” carried out on December 31, 2003, and the following sections detail the number of establishments with 4 or more employees that are engaged in manufacturing industry by commodity and further give the value of shipments by industry and by prefecture accordingly.

### **1. The number of establishments**

As the following table shows, “Planograph (offset) printing” establishments occupied the largest portion of all, and the next comings were “Miscellaneous fabricated plate and sheet metal products” and “manufacture of lumber and wood products” associated groups, namely “Fittings, except metal fittings”, “Boards less than 7.5 cm depth of minimum cross section, with more than 4 times width larger than depth”, “Squares 7.5 cm or more depth and width” and “Lumbers less than 7.5 cm depth of minimum cross section, with less than 4 times width larger than depth”. In addition to those groups, we see that establishments associated with “manufacture of food” industry also occupy a substantial part.

“Planograph (offset) printing” industry was anyway predominant in Tokyo, Osaka and Aichi, and the total number of “Planograph (offset) printing” establishments of the three prefectures commanded a little over 30% of all. As far as “Miscellaneous fabricated plate and sheet metal products” concerned, Aichi, Osaka and Kanagawa assumed dominant positions, and the total number of “Miscellaneous fabricated plate and sheet metal” establishments of the three prefectures commanded nearly 30% of all (Table 1).

**Table 1 Top 30 Commodities – Establishments in Manufacturing Industry**  
**(Establishments with 4 or more employees, in the year 2003)**

| Rank<br>( ) represents<br>previous year's rank | Commodity names   | Number of<br>establishments engaged<br>in manufacturing |      | Major prefectures |          |          |
|--|---|---|------|-------------------|----------|----------|
|  |   |   | Y/Y  | First             | Second   | Third    |
| 1 ( 1 )  | Planograph (offset) printing  | 11,068  | 20   | Tokyo             | Osaka    | Aichi    |
| 2 ( 2 )  | Miscellaneous fabricated plate and sheet metal products   | 5,438   | 159  | Aichi             | Osaka    | Kanagawa |
| 3 ( 3 )  | Fittings, except metal fittings   | 4,324   | 90   | Hokkaido          | Aichi    | Fukuoka  |
| 4 ( 7 )  | Miscellaneous processed foods   | 4,007   | 152  | Hokkaido          | Aichi    | Saitama  |
| 5 ( 4 )  | Boards less than 7.5 cm depth of minimum cross section, with more than 4 times width larger than depth  | 3,978   | -132 | Hokkaido          | Shizuoka | Niigata  |
| 6 ( 5 )  | Squares 7.5 cm or more depth and width  | 3,880   | -133 | Shizuoka          | Mie      | Niigata  |
| 7 ( 6 )  | Lumbers less than 7.5 cm depth of minimum cross section, with less than 4 times width larger than depth | 3,868   | -124 | Hokkaido          | Shizuoka | Niigata  |
| 8 ( 8 )  | Fresh concrete  | 3,639   | -115 | Hokkaido          | Aichi    | Hyogo    |
| 9 ( 10 )                                       | Japanese-style pastries and cakes   | 3,371   | 183  | Aichi             | Hokkaido | Niigata  |
| 10 ( 9 )                                       | Steelworks  | 3,163   | -43  | Aichi             | Saitama  | Osaka    |
| 11 ( 11 )                                      | Miscellaneous seafood products  | 3,094   | -13  | Hokkaido          | Shizuoka | Miyagi   |
| 12 ( 12 )                                      | Miscellaneous fabricated construction-use metal products  | 3,070   | 151  | Osaka             | Hokkaido | Saitama  |
| 13 ( 13 )                                      | Relief (anastatic) printing   | 2,854   | -35  | Tokyo             | Osaka    | Hokkaido |
| 14 ( 14 )                                      | Corrugated board boxes  | 2,792   | -62  | Osaka             | Aichi    | Saitama  |
| 15 ( 15 )                                      | Japanese noodles  | 2,754   | 43   | Nagasaki          | Kagawa   | Aichi    |
| 16 ( 16 )                                      | Stamped and pressed machinery parts, without machine finishing  | 2,676   | -15  | Aichi             | Osaka    | Tokyo    |
| 17 ( 17 )                                      | Soy bean curd, frozen and dried soy bean curd and fried bean curd                                       | 2,650   | 87   | Hokkaido          | Aichi    | Niigata  |
| 18 ( 18 )                                      | Parts, fittings and accessories of metal working machines   | 2,622   | 109  | Aichi             | Osaka    | Shizuoka |
| 19 ( 19 )                                      | Molds for pressing  | 2,573   | 77   | Aichi             | Osaka    | Kanagawa |
| 20 ( 22 )                                      | Wooden cabinets and shelves   | 2,532   | 119  | Fukuoka           | Tokyo    | Shizuoka |
| 21 ( 21 )                                      | Miscellaneous parts of motor vehicles, including parts of motorcycles                                   | 2,517   | 90   | Aichi             | Shizuoka | Gunma    |
| 22 ( 20 )                                      | Molds for plastics  | 2,464   | 3    | Aichi             | Osaka    | Tokyo    |
| 23 ( 24 )                                      | Plastic products for automobiles  | 2,410   | 181  | Aichi             | Shizuoka | Saitama  |
| 24 ( 23 )                                      | Miscellaneous prefabricated architectural metal products  | 2,192   | -77  | Osaka             | Saitama  | Tokyo    |
| 25 ( 25 )                                      | Miscellaneous wooden furniture, except Japanese lacquered furniture                                     | 2,168   | 39   | Shizuoka          | Aichi    | Osaka    |
| 26 ( 27 )                                      | Plastic products for electrical machinery and apparatus   | 2,137   | 38   | Aichi             | Osaka    | Kanagawa |
| 27 ( 26 )                                      | Western-style pastries and cakes  | 2,127   | 3    | Aichi             | Hokkaido | Osaka    |
| 28 ( 30 )                                      | Signboards, signs and display equipment, not electrical and mechanical                                  | 2,087   | 101  | Tokyo             | Osaka    | Aichi    |
| 29 ( 28 )                                      | Parts, attachments and accessories of miscellaneous general industrial machinery and equipment          | 1,996   | -14  | Osaka             | Aichi    | Kanagawa |
| 30 ( 31 )                                      | Vegetables pickled or in brine, including fruits pickled or in brine                                    | 1,967   | 1    | Wakayama          | Nagano   | Niigata  |

Note 1: Several commodity names listed in the above table are abbreviated or otherwise supplemented. Herein after the same.

Note 2: Waste, scrap and by-products are omitted from the above table. Hereinafter the same.

## 2. Shipment values by commodity

According to the shipment values by commodity, automobile associated groups, “Ordinary passenger cars, 2000 ml cylinder capacity or more”, “Light and small passenger cars, less than 2000 ml cylinder capacity”, “Miscellaneous parts of motor vehicles” and “Parts of driving, transmission and operating units” to be more specific, achieved a high ranking. Speaking of the information and communication electronics equipment industry, “Metal oxide semiconductor IC”, “Miscellaneous electronic parts”, “Cellular telephone sets and PHS telephone sets”, “Personal computers” and “Liquid crystal elements” ranked highly. The ranking for “Liquid crystal elements” moved up sharply from 26th to 17th, and “Digital cameras” from 67th to 29th compared to the previous year (Table 2).

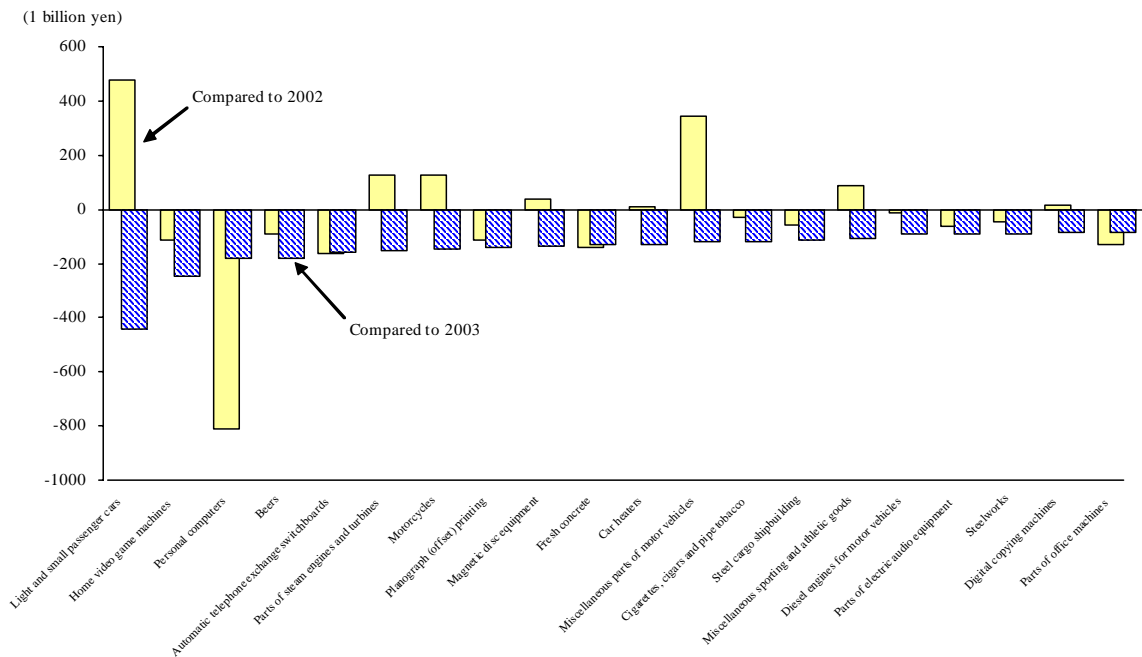
**Table 2 Top 30 Commodities – Based upon the Value of Manufactured Goods Shipments  
(Establishments with 4 or more employees, in the year 2003)**

| Rank<br>( ) represents<br>previous year's rank | Commodity names  | Shipment values |       | Major prefectures |          |           |
|--|--|-----------------|-------|-------------------|----------|-----------|
|  |  | (million yen)   | Y/Y   | First             | Second   | Third     |
| 1 ( 1 )  | Ordinary passenger cars, 2000 ml cylinder capacity or more, including chassis          | 8,156,781       | 13.7  | Aichi             | Fukuoka  | Kanagawa  |
| 2 ( 2 )  | Light and small passenger cars, less than 2000 ml cylinder capacity, including chassis | 6,299,505       | -6.6  | Aichi             | Mie      | Shizuoka  |
| 3 ( 4 )  | Medical products preparations, including preparations outside medicines                | 6,044,029       | 3.5   | Osaka             | Saitama  | Shizuoka  |
| 4 ( 3 )  | Miscellaneous parts of motor vehicles, including parts of motorcycles                  | 5,917,581       | -0.0  | Aichi             | Shizuoka | Kanagawa  |
| 5 ( 5 )  | Planograph (offset) printing   | 4,337,082       | -3.2  | Tokyo             | Osaka    | Saitama   |
| 6 ( 6 )  | Parts of driving, transmission and operating units                                     | 4,288,088       | 3.5   | Aichi             | Shizuoka | Tochigi   |
| 7 ( 7 )  | Gasoline   | 4,220,462       | 2.0   | Kanagawa          | Chiba    | Osaka     |
| 8 ( 8 )  | Metal oxide semiconductor IC   | 3,316,067       | 6.7   | Oita              | Tokyo    | Toyama    |
| 9 ( 9 )  | Parts, attachments and accessories of internal combustion engines for motor vehicles   | 2,971,095       | 6.4   | Aichi             | Shizuoka | Gunma     |
| 10 ( 10 )                                      | Miscellaneous electronic parts   | 2,961,654       | 8.0   | Aichi             | Hyogo    | Niigata   |
| 11 ( 12 )                                      | Parts of chassis and bodies  | 2,715,409       | 12.8  | Aichi             | Kanagawa | Shizuoka  |
| 12 ( 11 )                                      | Cigarettes, cigars and pipe tobacco  | 2,578,109       | -4.4  | Tochigi           | Shizuoka | Kyoto     |
| 13 ( 13 )                                      | Trucks, including tractors   | 2,548,703       | 12.2  | Kanagawa          | Aichi    | Gunam     |
| 14 ( 16 )                                      | Cellular telephone sets and PHS telephone sets   | 2,172,942       | 36.8  | Shizuoka          | Saitama  | Hiroshima |
| 15 ( 14 )                                      | Personal computers   | 1,667,753       | -9.9  | Tokyo             | Yamagata | Nagano    |
| 16 ( 18 )                                      | KD sets (passenger cars, buses and trucks)   | 1,582,519       | 15.3  | Aichi             | Kanagawa | Hiroshima |
| 17 ( 26 )                                      | Liquid crystal elements  | 1,555,419       | 39.5  | Mie               | Chiba    | Nara      |
| 18 ( 15 )                                      | Beers  | 1,536,993       | -10.6 | Kanagawa          | Ibaraki  | Aichi     |
| 19 ( 17 )                                      | Fresh concrete   | 1,429,371       | -8.5  | Tokyo             | Kanagawa | Hokkaido  |
| 20 ( 22 )                                      | Plastic products for automobiles   | 1,332,058       | 10.2  | Aichi             | Shizuoka | Gunma     |
| 21 ( 19 )                                      | Gasoline engines for motor vehicles  | 1,312,927       | 1.4   | Aichi             | Kanagawa | Fukushima |
| 22 ( 20 )                                      | Miscellaneous processed foods  | 1,290,625       | 2.3   | Ibaraki           | Osaka    | Saitama   |
| 23 ( 21 )                                      | Iron and steel cut products, including iron and steel cast products                    | 1,275,534       | 2.9   | Aichi             | Osaka    | Chiba     |
| 24 ( 25 )                                      | Passenger car bodies   | 1,254,473       | 7.2   | Aichi             | Kanagawa | Shizuoka  |
| 25 ( 24 )                                      | Truck bodies   | 1,212,743       | 2.0   | Aichi             | Mie      | Kanagawa  |
| 26 ( 27 )                                      | Parts of suspension and brake systems  | 1,197,953       | 11.0  | Aichi             | Saitama  | Gifu      |
| 27 ( 23 )                                      | Corrugated board boxes   | 1,169,003       | -1.8  | Saitama           | Aichi    | Osaka     |
| 28 ( 30 )                                      | Chop of meat and frozen meat, except broilers  | 1,020,982       | 2.3   | Kagoshima         | Hokkaido | Miyazaki  |
| 29 ( 67 )                                      | Digital cameras  | 1,005,985       | 49.3  | Aichi             | Oita     | Nagano    |
| 30 ( 29 )                                      | Light oil  | 1,002,286       | -2.0  | Chiba             | Kanagawa | Yamaguchi |

When compared with the previous year's records, 54% of all the commodity items (984 items) (see Note) dropped in shipment value. Although the percentage improved from the one (72%) recorded in the previous year, the number of items whose shipment value dropped was still greater than that for items whose shipment value increased.

Items that showed a decrease in shipment value were "Light and small passenger cars", "Home video game machines", "Personal computers" and "Beers" etc.

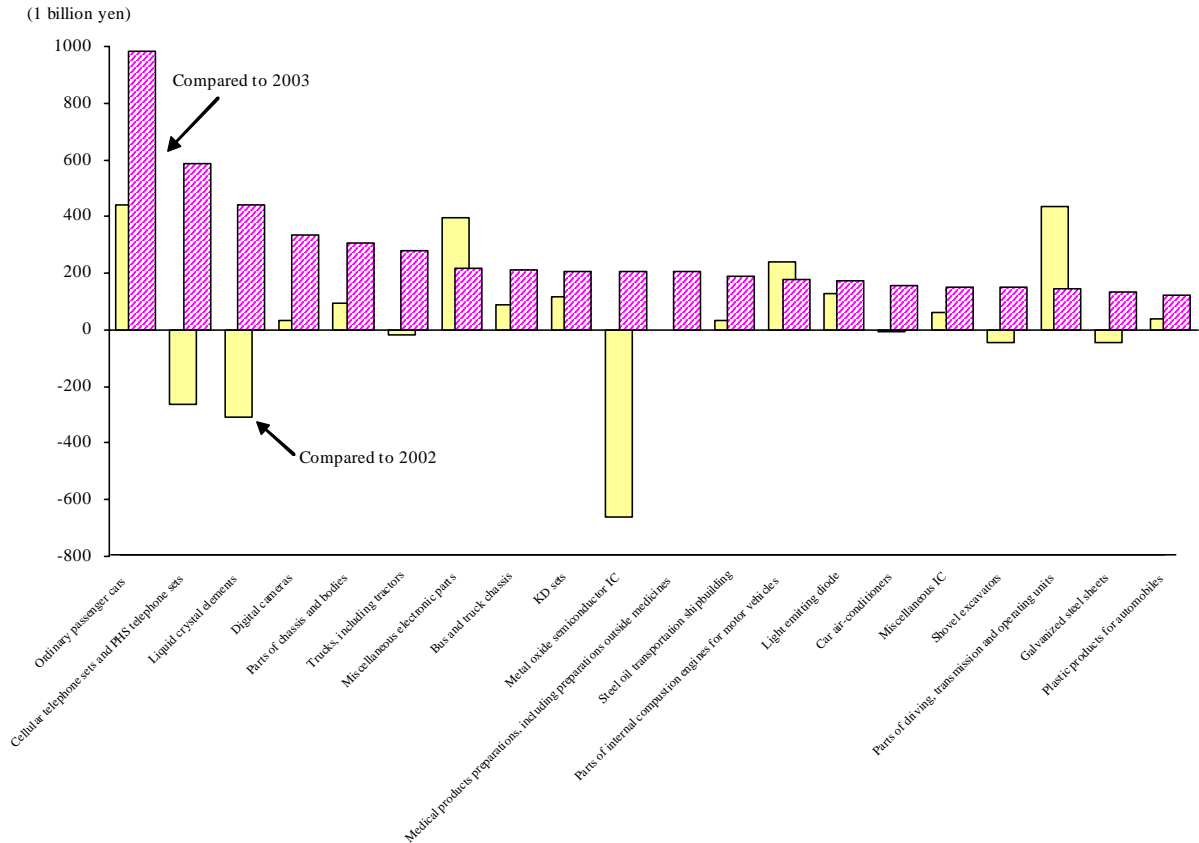
**The 20 Commodities that Showed the Biggest Decrease in Shipment Value over the Previous Year**  
(Establishments with 4 or more employees)



Note: The differences were calculated without considering the product items that were newly added and redefined in 2002.

On the other hand, among items that showed an increase in shipment value, “Ordinary passenger cars, 2000 ml cylinder capacity or more, including chassis” saw a further increase, and there was also an increase for digital-related products such as “Cellular telephone sets and PHS telephone sets”, “Liquid crystal elements” and “Digital cameras”.

**The 20 Commodities that Showed the Biggest Increase in Shipment Value  
over the Previous Year**  
(Establishments with 4 or more employees)



Note: The differences were calculated without considering the product items that were newly added and redefined in 2002.

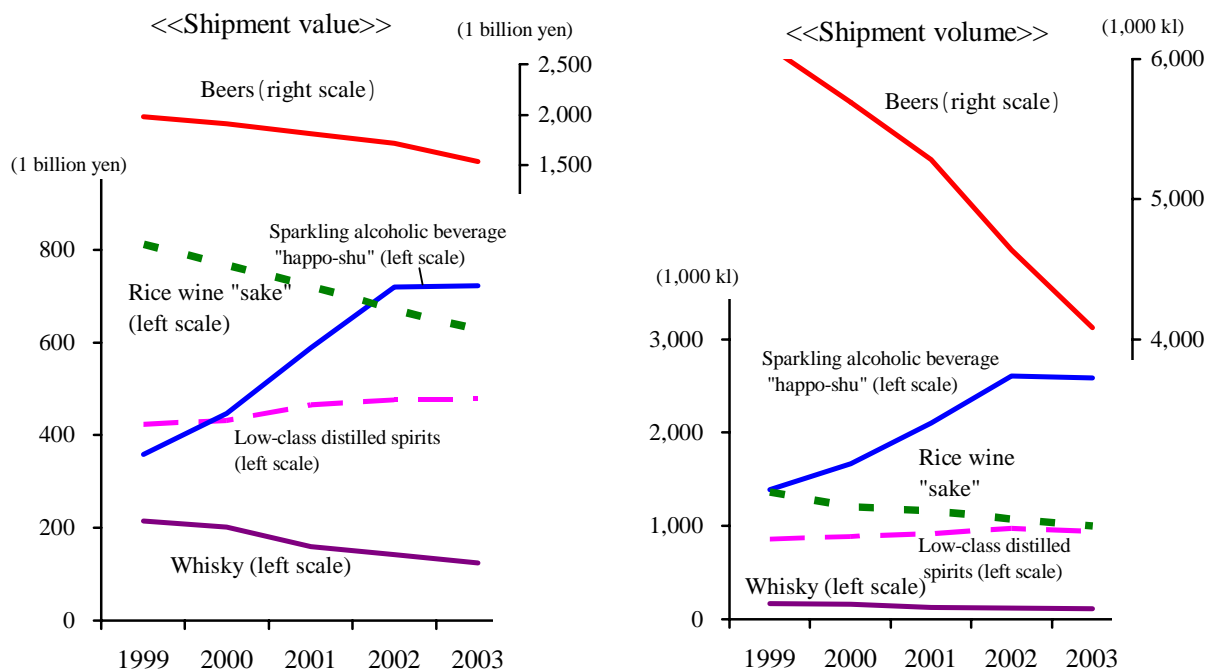
### 3. Shipment values by industry and by commodity

When closely examining the shipment value data by industry and by commodity:

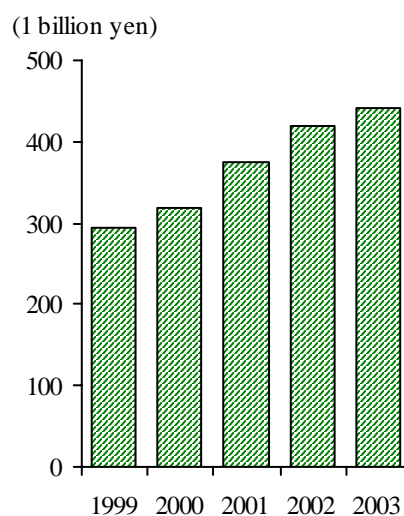
(1) The two large-shipment items in the “manufacture of beverages, tobacco and feed” industry, in other words “Cigarettes, cigars and pipe tobacco” and “Beers”, showed a downtrend, and “Sparkling alcoholic beverage ‘happo-shu’”, which had been on the rise, only showed a slight increase. As a result, the overall shipment value decreased slightly.

“Tea drinks” were on the increase thanks to a rising health-oriented tide and because of the debut of new products that are directed toward the needs of consumer.

#### Alcoholic Drinks – Shipment Value/Shipment Volume

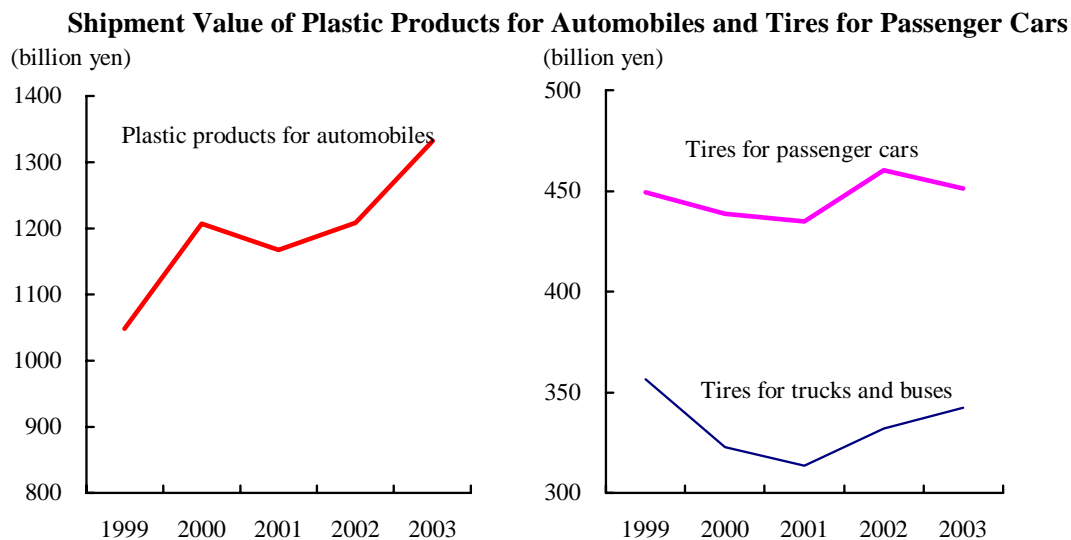


#### Tea Drinks Shipment Value

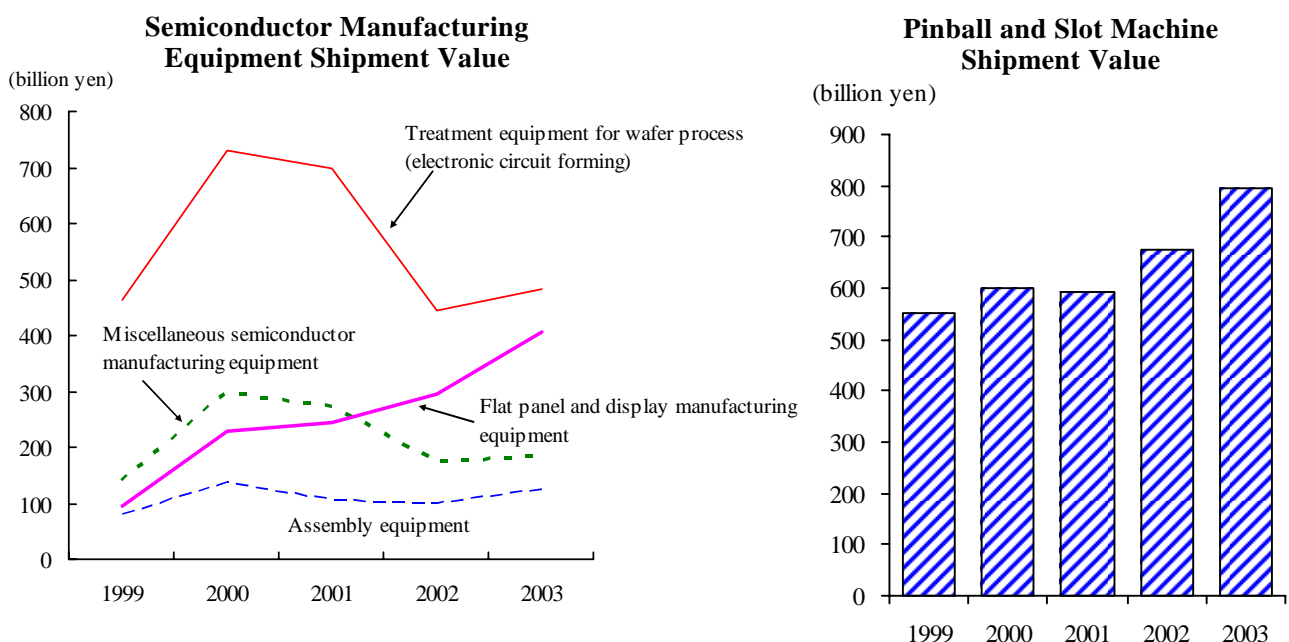


(2) As far as the “Manufacture of apparel and other finished products made from fabrics and similar materials” industry group concerned, the allied commodities fell almost across the board by a large value against the backdrop of imported products overflowing.

(3) In the “Manufacture of plastic products, except otherwise classified” industry group, “Plastic products for automobiles” saw an increase. In the “Rubber products” industry group, “Tires for trucks and buses” saw a rise, although “Tires for passenger cars” saw a decline.

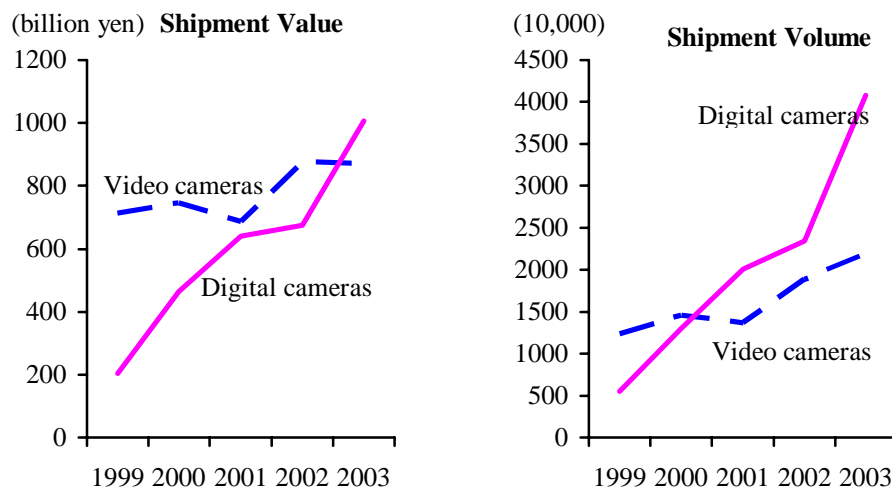


(4) In the “General machinery” industry group, there were increases for all four commodities in the semiconductor manufacturing equipment industry, such as a double-digit increase from the previous year in “Assembly equipment” and “Flat panel display manufacturing equipment” backed by favorable conditions for cellular telephones and digital appliances. “Pinball machines and slot machines” also saw an increase due to the effects of introducing popular machines and new machines.



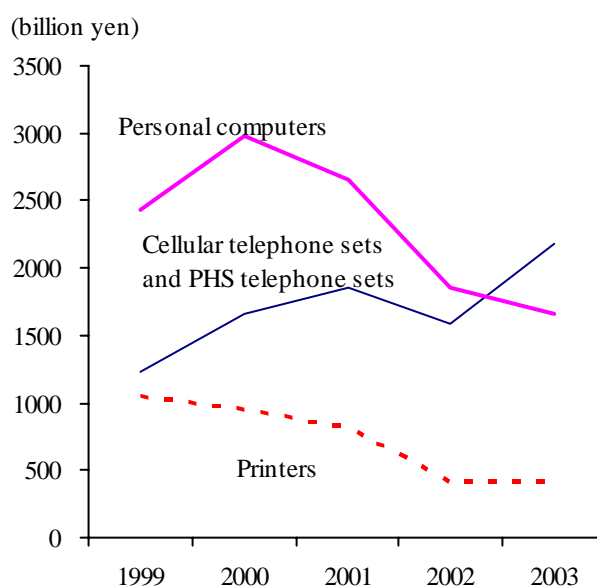
- (5) In the “Electrical machinery, equipment and supplies” industry group, “Digital cameras” showed a steady increase of 150% compared to the previous year due to favorable sales of small and high definition products, exceeding the shipment value of video cameras for the first time to become a one-trillion-yen industry.

#### Video Cameras and Digital Cameras – Shipment Value/Shipment Volume



- (6) Regarding the commodities included in the “Information and communication electronics equipment” industry group, “Personal computers” and “Printers” have seen a drop due to a production shift to overseas factories, and “Cellular telephone sets and PHS telephone sets” have seen an increase for the first time in two years, due to effects of introducing new models with cameras.

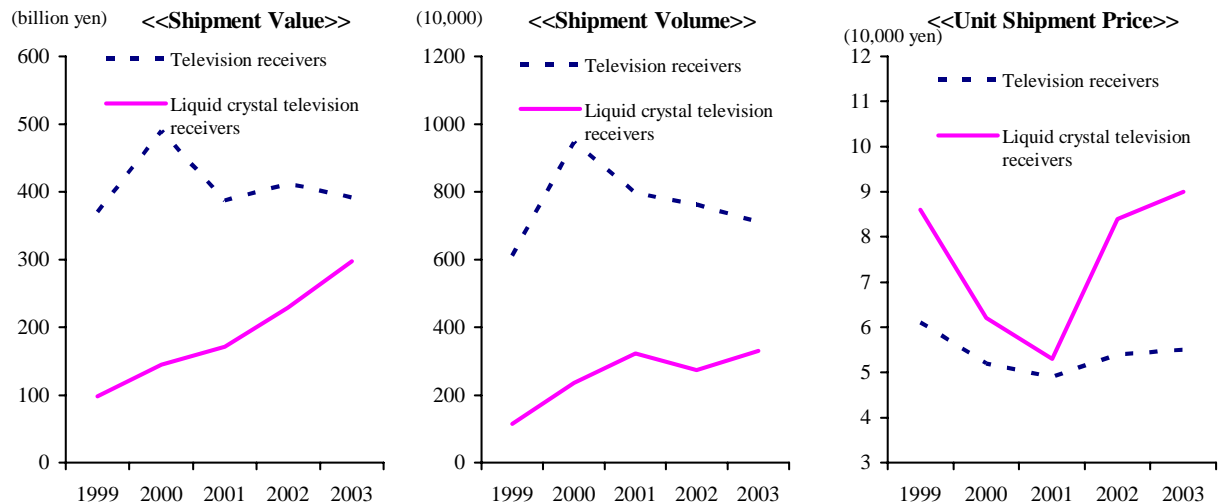
#### Shipment Value of Personal Computers, Printers, Cellular Telephone Sets and PHS telephone sets





“Liquid crystal television receivers” showed increases both in shipment value and shipment volume. Unit shipment prices<sup>(Note)</sup> have been on an upward trend due to an increasing demand for larger models.

### Shipment Value, Shipment Volume, and Unit Shipment Price of Television Receivers and Liquid Crystal Television Receivers

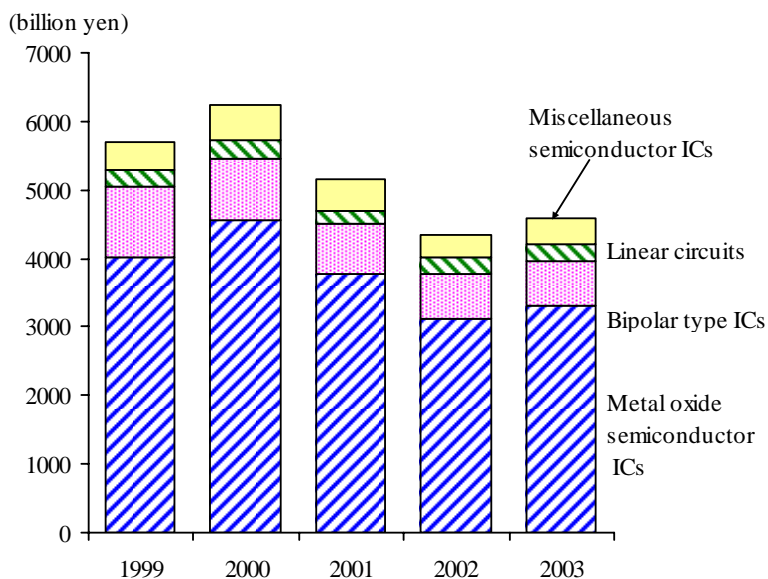


Note: Unit shipment price = Shipment value / Shipment volume

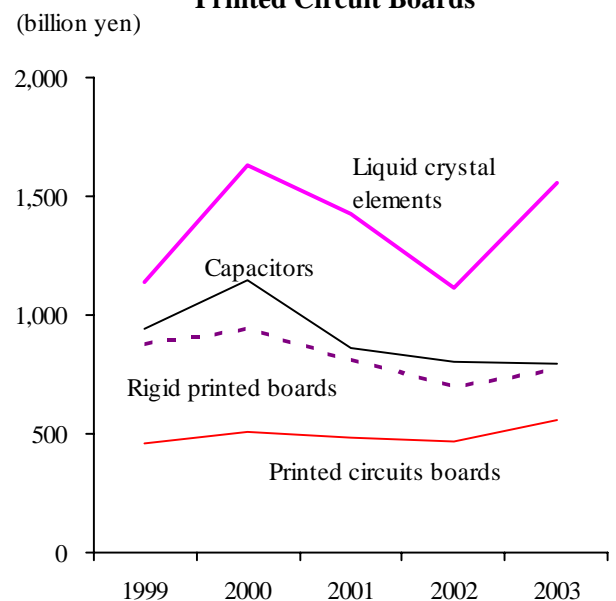
(7) In the “Electronic parts and devices” industry group, “Semiconductor IC” and “Liquid crystal elements” saw an increase backed by favorable business conditions for cellular telephones and digital appliances.

### Semiconductor IC & Electronic Parts – Shipment Value of Top-ranked Commodities

#### Shipment Value of Semiconductor ICs

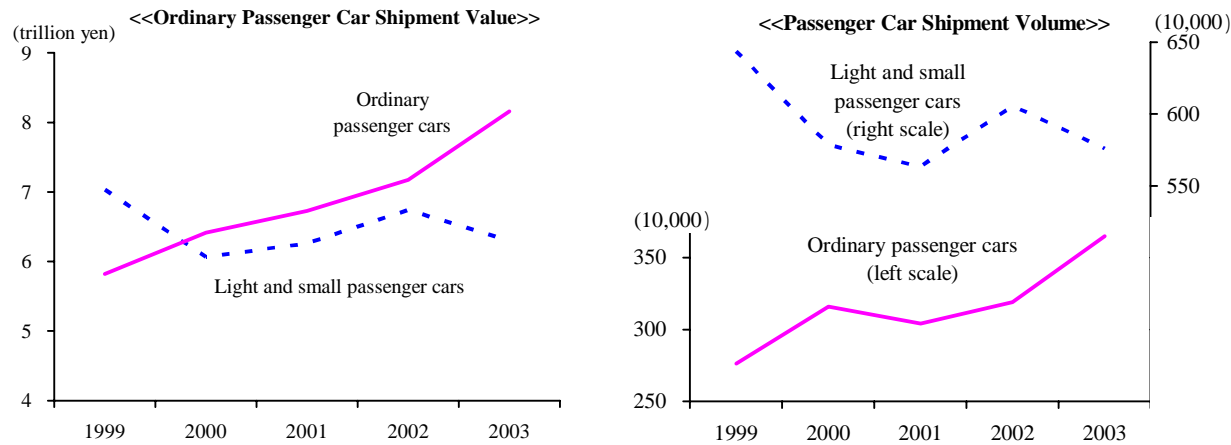


#### Shipment Value of Liquid Crystal Elements, Capacitors, Rigid Printed Boards, Printed Circuit Boards



(8) In the “Transportation equipment” group, although “Ordinary passenger cars” for the home market have seen an increase, due to effects of introducing new models, the gross shipment value has decreased due to falls for “Light and small passenger cars” in the home market and for small passenger cars in the export market.

**Shipment Value and Shipment Volume of Passenger Cars**



**Table 3 Shipment Value of Top-ranked Commodities by Industry**  
(Establishments with 4 or more employees, in the year 2003)

| Industrial classification           | Item number | Commodity names  | Numbers of establishments engaged in manufacturing industry |      | Shipment values |         |
|-------------------------------------|-------------|--|---|------|-----------------|---------|
|                                     |             |  |   | Y/Y  | (million yen)   | Y/Y (%) |
| Food                                |             |  |   |      |                 |         |
|                                     | 099939      | Miscellaneous processed foods  | 4,007   | 152  | 1,290,625       | 2.3     |
|                                     | 091111      | Chop of meat and frozen meat, except broilers  | 775   | 0    | 1,020,982       | 2.3     |
|                                     | 092919      | Miscellaneous seafood products   | 3,094   | -13  | 971,925         | -6.0    |
|                                     | 094919      | Miscellaneous seasonings   | 829   | 21   | 851,425         | 7.8     |
|                                     | 099933      | Sushi and box lunches  | 1,265   | -12  | 791,890         | -1.2    |
|                                     | 099511      | Precooked frozen foods   | 965   | -40  | 768,034         | -2.2    |
|                                     | 096111      | Cleaned and polished rice, including crushed rice  | 385   | 12   | 760,939         | 0.3     |
|                                     | 099611      | Side-dish foods  | 1,893   | -10  | 719,250         | -5.3    |
|                                     | 091113      | Meat products  | 604   | -16  | 702,730         | -3.6    |
|                                     | 097112      | Buns, including yeast donuts   | 1488  | 2    | 691,920         | 6.1     |
| Beverages, tobacco and feed         |             |  |   |      |                 |         |
|                                     | 105111      | Cigarettes, cigars and pipe tobacco  | 22  | -4   | 2,578,109       | -4.4    |
|                                     | 102211      | Beers  | 100   | 2    | 1,536,993       | -10.6   |
|                                     | 106111      | Balanced compound feeds  | 287   | -10  | 737,691         | 0.7     |
|                                     | 102416      | Sparkling alcoholic beverage "happo-shu"   | 43  | 6    | 722,042         | 0.4     |
|                                     | 102311      | Rice wine "sake", incuding unrefined "sake"  | 1,443   | -5   | 627,643         | -6.4    |
|                                     | 102412      | Low-class distilled spirits  | 538   | 15   | 479,166         | 0.7     |
|                                     | 101111      | Carbonated water   | 160   | 0    | 455,552         | 0.7     |
|                                     | 101114      | Tea drinks   | 156   | 11   | 440,717         | 5.4     |
|                                     | 101113      | Coffee drinks, including coffee with milk  | 135   | 2    | 402,440         | 3.4     |
|                                     | 101112      | Juice  | 373   | 18   | 392,801         | -2.1    |
| Textile mill products               |             |  |   |      |                 |         |
|                                     | 119311      | Press felt fabric including needle, boned fabric (dry)   | 152   | -3   | 185,296         | 0.5     |
|                                     | 119419      | Miscellaneous textile mats and similar products  | 150   | 2    | 88,630          | -2.5    |
|                                     | 119412      | Tufted carpets   | 42  | -3   | 77,501          | -8.0    |
|                                     | 114311      | Combed woolen fabric   | 91  | -3   | 66,413          | -10.3   |
|                                     | 119511      | Coated, water-proof fabrics  | 66  | 0    | 66,325          | 2.3     |
|                                     | 112111      | Pure cotton yarn, including yarm waste   | 52  | -2   | 52,426          | -16.6   |
|                                     | 114245      | Polyester line fabric  | 154   | -9   | 49,710          | -4.8    |
|                                     | 118511      | Narrow fabrics   | 343   | 3    | 46,033          | -4.8    |
|                                     | 119312      | Press felt products  | 77  | 1    | 45,090          | 2.8     |
|                                     | 115112      | Cotton round knit fabric   | 95  | -9   | 37,298          | -0.7    |
| Apparel and other finished products |             |  |   |      |                 |         |
|                                     | 129919      | Fabricated textile products, n.e.c., including knitted ones  | 1,126   | 6    | 259,464         | 3.2     |
|                                     | 121511      | Business, work and sanitary clothing   | 488   | -19  | 120,149         | -8.5    |
|                                     | 122312      | Women's and girl's knitted sweaters, cardigans and vests   | 526   | -47  | 94,714          | -9.2    |
|                                     | 125411      | Socks  | 286   | -1   | 77,355          | -5.7    |
|                                     | 129611      | Towel, except handlerchiefs  | 276   | -1   | 74,482          | -7.3    |
|                                     | 129119      | Miscellaneous bedding except blanket   | 438   | -14  | 67,255          | -9.6    |
|                                     | 122212      | Knitted sport shirts and T-shirts  | 321   | -15  | 66,227          | -7.6    |
|                                     | 129312      | Futon, including wool futon  | 757   | 31   | 63,907          | -1.7    |
|                                     | 121212      | Women's and girl's skirts and trousers   | 301   | -24  | 57,162          | -10.4   |
|                                     | 123511      | Foundation garments  | 125   | -6   | 56,526          | -3.3    |
| Lumber and wood products            |             |  |   |      |                 |         |
|                                     | 132411      | Prefabricated wooden buildings and structural members for housing                                      | 586   | -17  | 349,342         | 3.6     |
|                                     | 132111      | Millwork   | 981   | -49  | 260,973         | -3.7    |
|                                     | 131113      | Squares 7.5cm or more depth and width  | 3,880   | -133 | 260,116         | -3.7    |
|                                     | 131112      | Lumbers less than 7.5cm depth of minimum cross section, with less than 4 times width larger than depth | 3,868   | -124 | 201,283         | -6.1    |
|                                     | 132211      | Common plywood   | 317   | 25   | 199,248         | 7.4     |
|                                     | 131311      | Floor boards   | 251   | -7   | 184,219         | 1.9     |
|                                     | 132212      | Special plywood, except glued laminated timber   | 423   | -46  | 176,849         | -7.3    |
|                                     | 131111      | Board less than 7.5cm depth of minimum cross section, with more than 4 times width larger than depth   | 3,978   | -132 | 139,542         | -2.7    |
|                                     | 132311      | Glued laminated timber   | 360   | 55   | 130,426         | 19.0    |
|                                     | 139919      | Miscellaneous wood, bamboo, rattan and willow products, including painted products                     | 1061  | -21  | 110,263         | 0.0     |

**Table 3 Shipment Value of Top-ranked Commodities by Industry (Continued)**  
**(Establishments with 4 or more employees, in the year 2003)**

| Industrial classification      | Item number | Commodity names  | Numbers of establishments engaged in manufacturing industry |      | Shipment values |         |
|--------------------------------|-------------|--|---|------|-----------------|---------|
|                                |             |  |   | Y/Y  | (million yen)   | Y/Y (%) |
| Furniture and fixtures         |             |  |   |      |                 |         |
|                                | 143111      | Fittings, except metal fittings  | 4,324   | 90   | 360,075         | -4.8    |
|                                | 141119      | Miscellaneous wooden furniture, except Japanese lacquered furniture                      | 2,168   | 39   | 246,286         | -1.8    |
|                                | 141112      | Wooden cooking counters for sink and gas range   | 676   | 29   | 235,739         | 3.6     |
|                                | 149111      | Offices and store fixtures   | 1,038   | 7    | 206,222         | 4.9     |
|                                | 141111      | Wooden desks, tables and chairs  | 1,622   | 27   | 181,577         | -4.1    |
|                                | 141211      | Metal desks, tables and chairs   | 307   | 3    | 174,943         | 4.2     |
|                                | 141114      | Wooden cabinets and shelves  | 2,532   | 119  | 168,213         | -1.7    |
|                                | 141215      | Metal cabinets and shelves   | 264   | 4    | 97,265          | -3.7    |
|                                | 141214      | Metal cooking counters for sink and gas range (cabinets made of steel)                   | 243   | 1    | 87,734          | -11.8   |
|                                | 141113      | Cabinets   | 861   | -32  | 77,966          | -17.5   |
| Pulp, paper and products       |             |  |   |      |                 |         |
|                                | 155311      | Corrugated board boxes   | 2,792   | -62  | 1,169,003       | -1.8    |
|                                | 152113      | Painted printing paper   | 39  | -4   | 638,517         | 5.0     |
|                                | 152111      | Rolls of newsprint   | 19  | -1   | 382,853         | -2.7    |
|                                | 155411      | Printed paper board boxes  | 1,102   | -1   | 363,841         | 0.6     |
|                                | 152112      | Non-painted printing paper   | 72  | 1    | 333,392         | -3.9    |
|                                | 153119      | Miscellaneous coated paper   | 95  | -17  | 295,013         | -2.3    |
|                                | 152211      | Exterior liner board (corrugated liner board)  | 38  | 2    | 257,744         | 3.3     |
|                                | 152123      | Miscellaneous paper  | 136   | -9   | 252,645         | -2.3    |
|                                | 153211      | Corrugated board (sheet)   | 377   | -9   | 242,762         | 3.3     |
|                                | 152121      | Sanitary paper   | 119   | -12  | 239,321         | 8.5     |
| Printing and allied industries |             |  |   |      |                 |         |
|                                | 161112      | Planograph (offset) printing   | 11,068  | 20   | 4,337,082       | -3.2    |
|                                | 161114      | Special printing on non-paper  | 1,515   | 25   | 656,570         | 4.4     |
|                                | 161111      | Photoengraving, including phototype setting  | 2,854   | -35  | 437,001         | -4.7    |
|                                | 161113      | Intaglio (photogravure) printing   | 586   | 13   | 366,053         | -4.4    |
|                                | 162111      | Relief (anastatic) printing  | 1,892   | -110 | 359,079         | -6.6    |
|                                | 162112      | Photomask  | 41  | -4   | 126,103         | 6.1     |
|                                | 162114      | Stereotypes  | 116   | 0    | 13,742          | -17.8   |
|                                | 162115      | Copper intaglio and wood engraving printing  | 32  | 1    | 6,719           | 3.2     |
|                                | 162113      | Printing types   | 23  | -3   | 4,107           | 6.5     |
| Chemical and allied products   |             |  |   |      |                 |         |
|                                | 176211      | Medical products preparation including preparations outside medicines                    | 696   | -1   | 6,044,029       | 0.0     |
|                                | 179919      | Miscellaneous chemicals and allied products  | 714   | 9    | 973,271         | -2.0    |
|                                | 173949      | Miscellaneous industrial organic chemicals   | 279   | 3    | 790,445         | 13.5    |
|                                | 173539      | Miscellaneous plastic  | 132   | -6   | 722,481         | 2.0     |
|                                | 173239      | Miscellaneous aliphatic intermediates  | 139   | -1   | 666,247         | 16.1    |
|                                | 175414      | Solvent syntetic resin paints  | 296   | -11  | 573,663         | -0.8    |
|                                | 176111      | medical material preparations  | 217   | -11  | 558,278         | -1.5    |
|                                | 172949      | Miscellaneous inorganic chemicals  | 424   | -5   | 462,305         | 4.3     |
|                                | 173611      | Systetic rubber, including synthetic latex   | 35  | 2    | 394,518         | 4.6     |
|                                | 173429      | Miscellaneous cyclic intermediates   | 152   | 0    | 391,582         | 5.1     |
| Petroleum and coal products    |             |  |   |      |                 |         |
|                                | 181111      | Gasoline   | 29  | -1   | 4,220,462       | 2.0     |
|                                | 181115      | Light oil  | 31  | 0    | 1,002,286       | -2.0    |
|                                | 181118      | Heavy fuel oil C   | 34  | 0    | 815,016         | 16.0    |
|                                | 181116      | Heavy fuel oil A   | 36  | -1   | 779,274         | 7.1     |
|                                | 181114      | Kerosene   | 32  | 0    | 722,218         | 4.6     |
|                                | 181112      | Naphtha  | 30  | -1   | 513,922         | 13.6    |
|                                | 184111      | Asphalt paving admixture and tar paving admixture, including asphalt block and tar block | 838   | 1    | 368,650         | -3.9    |
|                                | 181113      | Jet fuel oil   | 24  | 0    | 257,791         | -0.4    |
|                                | 181124      | Liquefied gas  | 28  | -4   | 185,180         | 1.8     |
|                                | 182111      | Lubricating oils made of mineral, animal and vegetable oil purchased                     | 120   | 0    | 121,922         | 22.8    |

**Table 3 Shipment Value of Top-ranked Commodities by Industry (Continued)**  
**(Establishments with 4 or more employees, in the year 2003)**

| ia<br>classification                          | Item<br>number | Commodity names   | Numbers of establishments<br>engaged in manufacturing industry |      | Shipment values |            |
|---|----------------|---|--|------|-----------------|------------|
|   |                |   |  | Y/Y  | (million yen)   | Y/Y<br>(%) |
| lastic products                               |                |   |  |      |                 |            |
|   | 193111         | Plastic products for automobiles  | 2,410  | 181  | 1,332,058       | 10.2       |
|   | 192111         | Flexible plastic film for packaging, less than<br>0.2mm thickness   | 521  | 1    | 836,936         | 3.3        |
|   | 193113         | Plastic products for electrical machinery<br>and apparatus  | 2,137  | 38   | 798,956         | 2.8        |
|   | 192511         | Fabrication of plastic film, sheets, floor coverings and synthetic<br>leathers (cutting, jointing, painting, evaporation and plating, buffing,<br>etc.) | 1,320  | 66   | 779,283         | 12.5       |
|   | 193119         | Miscellaneous industrial plastic products   | 1,934  | 7    | 753,230         | 4.9        |
|   | 199719         | Plastic products, n.e.c.  | 1,019  | -40  | 533,731         | 9.8        |
|   | 199219         | Miscellaneous plastic containers  | 816  | -19  | 473,497         | -0.9       |
|   | 195111         | Compounding plastic materials   | 476  | 0    | 397,635         | -0.2       |
|   | 199111         | Daily household articles, kitchenware, tableware and<br>bath articles   | 1,436  | -4   | 389,712         | -7.7       |
|   | 199211         | Plastic hollow containers   | 705  | -13  | 369,341         | 0.8        |
| Rubber products                               |                |   |  |      |                 |            |
|   | 203329         | Miscellaneous mechanical rubber products  | 778  | -3   | 547,766         | 0.7        |
|   | 201113         | Tires for passenger car   | 17   | 0    | 451,402         | -1.9       |
|   | 203313         | Rubber packing  | 1,188  | 53   | 302,415         | 4.9        |
|   | 203311         | Vibratiion-proof rubber   | 349  | 15   | 250,867         | 1.4        |
|   | 201111         | Tire for trucks and buses   | 10   | -1   | 227,414         | 9.2        |
|   | 203211         | Ruber hoses   | 95   | -2   | 139,683         | 8.3        |
|   | 201112         | Tires for small trucks  | 16   | 0    | 114,807         | -7.0       |
|   | 201115         | Tires for special vehicles and aircraft   | 24   | 1    | 87,938          | 1.4        |
|   | 203312         | Rubber roll   | 205  | -14  | 84,428          | -3.0       |
|   | 209319         | Miscellaneous rubber sheet  | 146  | 3    | 66,954          | 4.5        |
| ather tanning, leather products and fur skins |                |   |  |      |                 |            |
|   | 214112         | Women's and children's leather footwear   | 325  | -32  | 109,867         | -16.1      |
|   | 217111         | Small leather cases   | 397  | 2    | 48,628          | -7.7       |
|   | 214111         | Men's leather footwear, 23cm or more length   | 113  | -7   | 47,995          | -7.0       |
|   | 211111         | Adult cow instep straps   | 129  | 5    | 47,709          | 12.9       |
|   | 217211         | Leather handbags  | 217  | 0    | 35,364          | -10.5      |
|   | 216129         | Miscellaneous luggage   | 191  | 5    | 26,219          | -0.9       |
|   | 212111         | Mechanical leather products   | 35   | -2   | 21,360          | 15.8       |
|   | 216112         | Leather brief cases, school bags and knapsacks  | 76   | -2   | 17,926          | 8.0        |
|   | 213111         | Cut stock and findings for boots and shoes  | 125  | 1    | 16,340          | -5.0       |
|   | 214114         | Work shoes  | 12   | -5   | 15,252          | -1.0       |
| mics, stone and clay products                 |                |   |  |      |                 |            |
|   | 222211         | Fresh concrete  | 3,639  | -115 | 1,429,371       | -8.5       |
|   | 222111         | Portland cement   | 40   | 1    | 315,746         | -5.3       |
|   | 222317         | Concrete products for roads   | 1,420  | -41  | 298,916         | -7.9       |
|   | 221919         | Miscellaneous glass and its products  | 247  | 7    | 289,677         | 21.9       |
|   | 228111         | Crushed stones  | 1,031  | -26  | 252,044         | -11.8      |
|   | 222319         | Miscellaneous concrete products   | 718  | -8   | 220,805         | -5.3       |
|   | 228311         | Cut-stones and stoneware products   | 1,538  | 75   | 158,867         | -7.1       |
|   | 221712         | Glass fiber (line) and its products   | 83   | -8   | 153,197         | -2.0       |
|   | 222929         | Miscellaneous cement products   | 248  | 13   | 152,238         | -1.2       |
|   | 221119         | Miscellaneous plate glass in integral production  | 5  | -1   | 142,851         | -15.9      |

**Table 3 Shipment Value of Top-ranked Commodities by Industry (Continued)**  
**(Establishments with 4 or more employees, in the year 2003)**

| ia<br>classification           | Item<br>number | Commodity names   | Numbers of establishments<br>engaged in manufacturing industry |     | Shipment values |            |
|--------------------------------|----------------|---|--|-----|-----------------|------------|
|                                |                |   |  | Y/Y | (million yen)   | Y/Y<br>(%) |
| on and steel                   |                |   |  |     |                 |            |
|                                | 239111         | Iron and steel cut products, including<br>iron and steel cast products                            | 1,472  | 33  | 1,275,534       | 2.9        |
|                                | 234111         | Galvanized steel sheets, including<br>galvanished steel loops                                     | 43   | -5  | 914,134         | 16.9       |
|                                | 231125         | Steel strips  | 16   | 1   | 898,228         | 15.9       |
|                                | 231144         | Steel for special purposes  | 40   | -3  | 699,736         | 3.8        |
|                                | 231123         | Medium thick sheet, 3mm or more thickness   | 20   | 0   | 481,633         | 16.4       |
|                                | 235111         | Iron casting for machinery  | 713  | -15 | 451,856         | 6.5        |
|                                | 239211         | Iron and steel prepared products  | 688  | 8   | 415,197         | 33.2       |
|                                | 231118         | Small bar steel   | 51   | -6  | 403,663         | 16.2       |
|                                | 235411         | Secondary forgings  | 365  | 17  | 390,824         | 8.8        |
|                                | 231143         | Structural steel  | 26   | -2  | 375,038         | 14.3       |
| on-ferrous metals and products |                |   |  |     |                 |            |
|                                | 243211         | rolled aluminum products  | 91   | 4   | 562,048         | -7.6       |
|                                | 242311         | Regenerated pig aluminum and aluminau alloys  | 192  | 0   | 428,796         | 2.5        |
|                                | 245311         | aluminum and aluminum alloy die castings  | 434  | -3  | 418,389         | 6.9        |
|                                | 244113         | Copper-clad wire  | 216  | -3  | 359,990         | 0.6        |
|                                | 243212         | Extruded aluminum products  | 139  | 10  | 293,464         | 3.7        |
|                                | 243111         | Rolled and drawn copper products  | 114  | 9   | 203,859         | -1.2       |
|                                | 241929         | Miscellaneous non-ferrous metals<br>by primary smelting and refining                              | 51   | -9  | 193,526         | -3.1       |
|                                | 244212         | Optical fiber cable, including composite cable  | 39   | -1  | 184,435         | 0.8        |
|                                | 241912         | Pig gold  | 8  | 0   | 178,556         | 13.7       |
|                                | 245211         | Aluminum and aluminum alloy castings  | 481  | 7   | 175,737         | 3.2        |
| Fabricated metal products      |                |   |  |     |                 |            |
|                                | 254111         | Steelworks  | 3,163  | -43 | 740,033         | -10.9      |
|                                | 254229         | Miscellaneous prefabricated architectural metal products  | 2,192  | -77 | 715,999         | -9.0       |
|                                | 254119         | Miscellaneous fabricated construction-use metal products  | 3,070  | 151 | 691,330         | -5.8       |
|                                | 255211         | Stamped and pressed machinery parts,<br>without machine finshing                                  | 2,676  | -15 | 681,989         | 0.3        |
|                                | 258111         | Bolts and nuts  | 1,228  | 48  | 539,311         | 3.9        |
|                                | 254113         | Bridges   | 266  | -11 | 534,850         | -11.6      |
|                                | 254211         | Aluminum sashes for housing   | 884  | 50  | 454,717         | 3.5        |
|                                | 254212         | Aluminum sashes for building  | 446  | 19  | 310,376         | -2.7       |
|                                | 254226         | Steel structural prefabricated housing  | 110  | 21  | 300,079         | -0.2       |
|                                | 251112         | Food cans   | 35   | -2  | 284,617         | -10.5      |
| eneral machinery               |                |   |  |     |                 |            |
|                                | 268121         | Parts, sttachments and accessories of office machines   | 820  | -18 | 876,284         | -8.9       |
|                                | 268311         | Pinball machines and slot machines  | 89   | -4  | 796,241         | 17.9       |
|                                | 263111         | Shovel excavators   | 32   | 2   | 608,329         | 32.3       |
|                                | 269614         | Molds for plastics  | 2,464  | 3   | 578,702         | 4.2        |
|                                | 269611         | Molds for pressing  | 2,573  | 77  | 543,667         | 5.1        |
|                                | 266711         | Treatment equipment for wafer process<br>(electronic circuuit forming)                            | 107  | -9  | 481,740         | 8.1        |
|                                | 267919         | Miscellaneous general industrial machinery and equipment  | 789  | -11 | 462,004         | -7.2       |
|                                | 266721         | Flat panel and display manufacturing equipment  | 94   | 11  | 407,188         | 38.4       |
|                                | 264311         | Parts, fittings and accessories of metal working machines   | 2,622  | 109 | 402,286         | 10.8       |
|                                | 267929         | Parts, attachments and accessories of miscellaneous<br>general industrial machinery and equipment | 1,996  | -14 | 401,264         | -13.6      |

**Table 3 Shipment Value of Top-ranked Commodities by Industry (Continued)**  
**(Establishments with 4 or more employees, in the year 2003)**

| Industrial classification                           | Item number | Commodity names   | Numbers of establishments engaged in manufacturing industry |     | Shipment values |         |
|---|-------------|---|---|-----|-----------------|---------|
|   |             |   |   | Y/Y | (million yen)   | Y/Y (%) |
| Electrical machinery, equipment and supplies        |             |   |   |     |                 |         |
|   | 274213      | Digital cameras   | 26  | 4   | 1,005,985       | 49.3    |
|   | 271621      | Parts, attachments and accessories of auxiliary equipment for internal combustion engines | 780   | -28 | 995,288         | 1.1     |
|   | 274212      | Video cameras, including integrated VTR-EVR, except broadcast video cameras               | 53  | 1   | 872,676         | -0.4    |
|   | 271312      | Monitor and control equipment   | 1,354   | -28 | 716,498         | -10.6   |
|   | 279919      | Electrical machinery, equipment and supplies, n.e.c.                                      | 436   | -57 | 639,409         | 0.9     |
|   | 272213      | Air conditioners  | 18  | -5  | 583,442         | -0.8    |
|   | 274214      | Parts, attachments and accessories of video recording and duplicating equipment           | 351   | 0   | 473,873         | 10.9    |
|   | 271121      | AC-Dcminiature motors, between 3 and 70W  | 191   | 7   | 434,359         | 5.1     |
|   | 271311      | Switchboards  | 1,117   | -10 | 406,149         | -5.6    |
|   | 271619      | Miscellaneous auxiliary equipment for internal combustion engines                         | 109   | 17  | 390,663         | 4.6     |
| Information and communication electronics equipment |             |   |   |     |                 |         |
|   | 281213      | Celluar telephone sets and PHS telephone sets   | 75  | -1  | 2,172,942       | 36.8    |
|   | 282211      | Personal computers  | 35  | 0   | 1,667,753       | -9.9    |
|   | 281412      | Car stereo sets   | 21  | -4  | 456,151         | -3.1    |
|   | 282411      | Printers  | 76  | 6   | 414,881         | -1.7    |
|   | 281131      | Digital transmission equipment  | 62  | 3   | 414,827         | 18.1    |
|   | 281312      | Television receivers, except lliquid crystal receivers                                    | 13  | -2  | 391,519         | -4.9    |
|   | 281216      | Radio applied equipment   | 80  | 2   | 387,128         | 9.0     |
|   | 282911      | Displays  | 41  | 2   | 355,848         | -5.2    |
|   | 281212      | Parts, attachments and accessories of personal computers                                  | 50  | 1   | 349,196         | 20.1    |
|   | 282311      | Magnetic disc equipment   | 21  | -2  | 329,087         | -29.2   |
| Electronic parts and devices                        |             |   |   |     |                 |         |
|   | 291312      | Metal oxide semiconductor IC  | 76  | -2  | 3,316,067       | 6.7     |
|   | 291919      | Miscellaneous electronic parts  | 1,294   | 55  | 2,961,654       | 8.0     |
|   | 291913      | Liquid crystal elements   | 57  | -10 | 1,555,419       | 39.5    |
|   | 291412      | Fixed capacitors  | 127   | -5  | 792,028         | -1.0    |
|   | 291811      | Rigid printed boards  | 257   | -2  | 773,501         | 11.1    |
|   | 291311      | Bipolar type IC   | 43  | -3  | 644,259         | -2.1    |
|   | 291821      | Printed circuit boards  | 353   | -2  | 558,797         | 18.8    |
|   | 291216      | Light emitting diode  | 32  | -2  | 490,354         | 54.0    |
|   | 291612      | Connector, except ones for printed boards   | 246   | 0   | 395,512         | 6.3     |
|   | 291213      | Silicon transistors   | 39  | 2   | 374,702         | 16.7    |
| Transportation equipment                            |             |   |   |     |                 |         |
|   | 301112      | Ordinary passenger cars, 2000 mil cylinder capacity or more, including chassis            | 18  | 0   | 8,156,781       | 13.7    |
|   | 301111      | Light and small passenger cars, less than 2000ml cylinder capacity, including chassis     | 24  | -2  | 6,299,505       | -6.6    |
|   | 301329      | miscellaneous parts of motor vehicles, including parts of motorcycles.                    | 2,517   | 90  | 5,917,581       | -2.0    |
|   | 301315      | Parts of driving, transmission and operating units  | 1,280   | 27  | 4,288,088       | 3.5     |
|   | 301314      | Parts, attachments and accessories of internal combustion                                 | 1,533   | 21  | 2,971,095       | 6.4     |
|   | 301317      | Parts of chassis and bodies   | 1,539   | 85  | 2,715,409       | 12.8    |
|   | 301114      | Trucks, including tractors  | 19  | 1   | 2,548,703       | 12.2    |
|   | 301331      | KD sets (passenger cars, busus and trucks)  | 25  | -2  | 1,582,519       | 15.3    |
|   | 301311      | Gasoline engines for motor vehicles   | 23  | -3  | 1,312,927       | 1.4     |
|   | 301211      | Passenger car bodies  | 24  | -5  | 1,254,473       | 7.2     |

**Table 3 Shipment Value of Top-ranked Commodities by Industry (Continued)**  
**(Establishments with 4 or more employees, in the year 2003)**

| ndust<br>1<br>classification          | Item<br>number | Commodity names   | Numbers of establishments<br>engaged in manufacturing industry |     | Shipment values |            |
|---------------------------------------|----------------|---|--|-----|-----------------|------------|
|                                       |                |   |  | Y/Y | (million yen)   | Y/Y<br>(%) |
| recision instruments and machinery    |                |   |  |     |                 |            |
|                                       | 313111         | Medical instruments, apparatus and equipment                              | 386  | -5  | 582,011         | -0.5       |
|                                       | 311919         | Miscellaneous measuring instruments                                       | 301  | 3   | 284,722         | 1.3        |
|                                       | 315413         | Optical lenses  | 177  | 3   | 195,906         | -6.3       |
|                                       | 315213         | Photographic machines and related instruments                             | 59   | -6  | 174,399         | 4.9        |
|                                       | 317111         | Watches, including movements  | 13   | 0   | 148,349         | 0.9        |
|                                       | 311512         | Precision measuring machines and instruments                              | 215  | -8  | 120,400         | 0.5        |
|                                       | 315214         | Parts, attachments and accessories of cameras                             | 409  | 3   | 120,366         | 4.4        |
|                                       | 315412         | Exchange lenses for cameras   | 38   | -7  | 109,902         | 83.7       |
|                                       | 311619         | Miscellaneous analytical instruments                                      | 93   | 10  | 102,097         | 20.9       |
|                                       | 311311         | Balances and scales   | 100  | -6  | 96,779          | -27.5      |
| iscellaneous manufacturing industries |                |   |  |     |                 |            |
|                                       | 329913         | Safety protectors and life saving apparatus                               | 159  | -5  | 306,161         | 10.1       |
|                                       | 323112         | Household TV games  | 5  | -1  | 264,818         | -48.1      |
|                                       | 329915         | Room units  | 41   | -4  | 261,127         | -8.5       |
|                                       | 329914         | Unit housing  | 15   | -1  | 216,876         | 6.1        |
|                                       | 329211         | Signboards, signs and display equipment,<br>not electrical and mechanical | 2,087  | 101 | 208,753         | -1.5       |
|                                       | 329212         | Signboards, signs and display equipment,<br>electricall and mechanical    | 1,209  | 7   | 161,542         | -1.5       |
|                                       | 323419         | Miscellaneous sporting and athletic goods                                 | 308  | 3   | 161,374         | -40.2      |
|                                       | 329919         | Miscellaneous manufacturing products, n.e.c.                              | 489  | 5   | 155,787         | -0.6       |
|                                       | 321111         | Precious metal accessories, including jewel, ivory<br>and turtle products | 380  | -21 | 148,925         | -3.2       |
|                                       | 329615         | Cassettes for games   | 6  | 1   | 137,095         | 11.5       |



#### **4. Upper-ranked Commodities by Prefecture**

##### **(1) The number of establishments by commodity**

As the following “Table 4: Top 3 Commodities by Prefecture - Establishments Engaged in Manufacturing Industry” indicates, the number of “Planograph (offset) printing” associated establishments came out on top nationwide and this sector was listed at the first rank in as many as 21 prefectures (23 prefectures in the previous year). And, the second highest was “Squares 7.5 cm or more depth and width”, 6 prefectures, and the third highest was “Boards less than 7.5 cm depth of minimum cross section, with more than 4 times width larger than depth”, 5 prefectures respectively.

In addition to the above three commodities, several local specialties like “Cut-stones and stoneware products” of Ibaraki, “Frames” of Fukui, “Precious metal accessories, including jewel, ivory and turtle products” of Yamanashi, “Green tea (finished)” of Shizuoka, “Japanese noodles” such as “Udon” and “Somen” of Nagasaki and Kagawa, “Japanese-style ceramic tableware” of Gifu and Saga were also ranked on top, and the number of such specialty manufacturing establishments win high ranking on a nationwide scale (See Table 4).

**Table 4 Commodities by Prefecture - Establishments in Manufacturing Industry**

(Establishments with 4 or more employees, in the year 2003)

( Unit:percentage of establishments engaged in manufacturing industry)

|                             | First ranked commodities   |   |                           |               | Second ranked commodities   |   |                           |               | Third ranked commodities  |   |                           |               |
|-----------------------------|--|---|---------------------------|---------------|---|---|---------------------------|---------------|---|---|---------------------------|---------------|
|                             | Commodity names  | No. of establishments engaged in manufacturing industry | National level proportion | National rank | Commodity names   | No. of establishments engaged in manufacturing industry | National level proportion | National rank | Commodity names   | No. of establishments engaged in manufacturing industry | National level proportion | National rank |
| National-level total amount | Planograph (offset) printing   | 11,068  |                           | -             | Miscellaneous fabricated plate and sheet metal products   | 5,438   | -                         | -             | Fittings, except metal fitting  | 4,324   | -                         | -             |
| Hokkaido                    | Miscellaneous seafood products   | 542   | 17.5                      | 1             | Planograph (offset) printing  | 475   | 4.3                       | 4             | Salted and dried seafood products, salted seafood products  | 356   | 29.5                      | 1             |
| Aomori                      | Planograph (offset) printing   | 114   | 1.0                       | 29            | Boards less than 7.5 cm depth of minimum cross section, with more than 4 times width larger than depth  | 100   | 2.5                       | 18            | Lumbers less than 7.5 cm depth of minimum cross section, with less than 4 times width larger than depth | 99  | 2.6                       | 15            |
| Iwate                       | Boards less than 7.5 cm depth of minimum cross section, with more than 4 times width larger than depth | 132   | 3.3                       | 8             | Lumbers less than 7.5 cm depth of minimum cross section, with less than 4 times width larger than depth | 121   | 3.1                       | 8             | Squares 7.5 m or more depth and width   | 118   | 3.0                       | 8             |
| Miyagi                      | Planograph (offset) printing   | 192   | 1.7                       | 15            | Miscellaneous seafood products  | 177   | 5.7                       | 3             | Frozen seafood products (processed and packaged)  | 116   | 8.7                       | 4             |
| Akita                       | Boards less than 7.5 cm depth of minimum cross section, with more than 4 times width larger than depth | 141   | 3.5                       | 6             | Lumbers less than 7.5 cm depth of minimum cross section, with less than 4 times width larger than depth | 125   | 3.2                       | 7             | Squares 7.5 m or more depth and width   | 109   | 2.8                       | 12            |
| Yamagata                    | Planograph (offset) printing   | 131   | 1.2                       | 26            | Miscellaneous processed foods   | 108   | 2.7                       | 14            | Boards less than 7.5 cm depth of minimum cross section, with more than 4 times width larger than depth  | 100   | 2.5                       | 18            |
| Fukushima                   | Planograph (offset) printing   | 170   | 1.5                       | 18            | Boards less than 7.5 cm depth of minimum cross section, with more than 4 times width larger than depth  | 145   | 3.6                       | 5             | Lumbers less than 7.5 cm depth of minimum cross section, with less than 4 times width larger than depth | 140   | 3.6                       | 5             |
| Ibaraki                     | Cut-stones and stoneware products  | 224   | 14.6                      | 1             | Planograph (offset) printing  | 192   | 1.7                       | 15            | Miscellaneous process foods   | 157   | 3.9                       | 8             |
| Tochigi                     | Planograph (offset) printing   | 164   | 1.5                       | 19            | Fittings, except metal fitting  | 146   | 3.4                       | 9             | Boards less than 7.5 cm depth of minimum cross section, with more than 4 times width larger than depth  | 101   | 2.5                       | 17            |
| Gunma                       | Miscellaneous parts of motor vehicles, including parts of motorcycles                                  | 187   | 7.4                       | 3             | Planograph (offset) printing  | 152   | 1.4                       | 20            | Plastic products for automobiles  | 145   | 6.0                       | 4             |
| Saitama                     | Planograph (offset) printing   | 439   | 4.0                       | 5             | Miscellaneous fabricated plate and sheet metal products   | 367   | 6.7                       | 4             | Corrugated board boxes  | 228   | 8.2                       | 3             |
| Chiba                       | Planograph (offset) printing   | 230   | 2.1                       | 13            | Miscellaneous processed foods   | 166   | 4.1                       | 7             | Miscellaneous seafood products  | 141   | 4.6                       | 4             |
| Tokyo                       | Planograph (offset) printing   | 2,127   | 19.2                      | 1             | Photoengraving, including phototypesetting  | 634   | 33.5                      | 1             | Relief (anastatic) printing   | 481   | 16.9                      | 1             |
| Kanagawa                    | Miscellaneous fabricated plate and sheet metal products  | 427   | 7.9                       | 3             | Planograph (offset) printing  | 387   | 3.5                       | 7             | Molds for pressing  | 199   | 7.7                       | 3             |
| Niigata                     | Planograph (offset) printing   | 249   | 2.2                       | 11            | Lumbers less than 7.5 cm depth of minimum cross section, with less than 4 times width larger than depth | 168   | 4.3                       | 3             | Squares 7.5 m or more depth and width   | 161   | 4.1                       | 3             |

|           | First ranked commodities   |   |                           |               | Second ranked commodities   |   |                           |               | Third ranked commodities  |   |                           |               |
|-----------|--|---|---------------------------|---------------|---|---|---------------------------|---------------|---|---|---------------------------|---------------|
|           | Commodity names  | No. of establishments engaged in manufacturing industry | National level proportion | National rank | Commodity names   | No. of establishments engaged in manufacturing industry | National level proportion | National rank | Commodity names   | No. of establishments engaged in manufacturing industry | National level proportion | National rank |
| Toyama    | Planograph (offset) printing   | 131   | 1.2                       | 26            | Miscellaneous seafood products  | 80  | 2.6                       | 12            | Medical products preparations, including preparations outside medicines                                 | 77  | 11.1                      | 1             |
| Ishikawa  | Planograph (offset) printing   | 145   | 1.3                       | 21            | Narrow fabrics  | 101   | 29.4                      | 2             | Japanese-style pastries and cakes   | 97  | 2.9                       | 11            |
| Fukui     | Frames   | 114   | 88.4                      | 1             | Narrow fabrics  | 107   | 31.2                      | 1             | Planograph (offset) printing  | 89  | 0.8                       | 38            |
| Yamanashi | Precious metal accessories, including jewel, ivory and turtle products                                 | 128   | 33.7                      | 1             | Planograph (offset) printing  | 83  | 0.7                       | 39            | Plastic products for electrical machinery and apparatus   | 59  | 2.8                       | 12            |
| Nagano    | Planograph (offset) printing   | 250   | 2.3                       | 10            | Boards less than 7.5 cm depth of minimum cross section, with more than 4 times width larger than depth  | 130   | 3.3                       | 9             | Vegetables pickled or in brine, including fruits pickled or in brine                                    | 127   | 6.5                       | 2             |
| Gifu      | Japanese-style ceramic tableware   | 335   | 26.4                      | 1             | Planograph (offset) printing  | 191   | 1.7                       | 17            | Fittings, except metal fitting  | 132   | 3.1                       | 12            |
| Shizuoka  | Green tea (finished)   | 351   | 42.2                      | 1             | Planograph (offset) printing  | 307   | 2.8                       | 9             | Semi-finished green tea   | 284   | 36.3                      | 1             |
| Aichi     | Photograph (offset) printing   | 662   | 6.0                       | 3             | Miscellaneous parts of motor vehicles, including parts of motorcycles                                   | 639   | 25.4                      | 1             | Plastic products for automobiles  | 637   | 26.4                      | 1             |
| Mie       | Squares 7.5 m or more depth and width  | 174   | 4.5                       | 2             | Lumbers less than 7.5 cm depth of minimum cross section, with less than 4 times width larger than depth | 166   | 4.3                       | 4             | Boards less than 7.5 cm depth of minimum cross section, with more than 4 times width larger than depth  | 155   | 3.9                       | 4             |
| Shiga     | Squares 7.5 m or more depth and width  | 69  | 1.8                       | 28            | Lumbers less than 7.5 cm depth of minimum cross section, with less than 4 times width larger than depth | 68  | 1.8                       | 30            | Planograph (offset) printing  | 67  | 0.6                       | 43            |
| Kyoto     | Planograph (offset) printing   | 241   | 2.2                       | 12            | Miscellaneous yarn-dyed narrow silk fabrics   | 138   | 39.7                      | 1             | Miscellaneous fabricated plate and sheet metal products   | 120   | 2.2                       | 13            |
| Osaka     | Planograph (offset) printing   | 946   | 8.5                       | 2             | Miscellaneous fabricated plate and sheet metal products   | 579   | 10.6                      | 2             | Bolts and nuts  | 351   | 28.6                      | 1             |
| Hyogo     | Planograph (offset) printing   | 353   | 3.2                       | 8             | Miscellaneous fabricated plate and sheet metal products   | 263   | 4.8                       | 7             | Seaweed products  | 185   | 17.0                      | 1             |
| Nara      | Squares 7.5 m or more depth and width  | 131   | 3.4                       | 7             | Socks   | 129   | 45.1                      | 1             | Boards less than 7.5 cm depth of minimum cross section, with more than 4 times width larger than depth  | 111   | 2.8                       | 12            |
| Wakayama  | Fitting, except metal fittings   | 155   | 3.6                       | 6             | Vegetables pickled or in brine, including fruits pickled or in brine                                    | 134   | 6.8                       | 1             | Lumbers less than 7.5 cm depth of minimum cross section, with less than 4 times width larger than depth | 96  | 2.5                       | 17            |
| Tottori   | Squares 7.5 m or more depth and width  | 47  | 1.2                       | 38            | Planograph (offset) printing  | 45  | 0.4                       | 47            | Boards less than 7.5 cm depth of minimum cross section, with more than 4 times width larger than depth  | 45  | 1.1                       | 37            |
| Shimane   | Boards less than 7.5 cm depth of minimum cross section, with more than 4 times width larger than depth | 97  | 2.4                       | 21            | Squares 7.5 m or more depth and width   | 93  | 2.4                       | 20            | Lumbers less than 7.5 cm depth of minimum cross section, with less than 4 times width larger than depth | 90  | 2.3                       | 22            |
| Okayama   | Planograph (offset) printing   | 143   | 1.3                       | 22            | Fittings, except metal fitting  | 98  | 2.3                       | 16            | Miscellaneous fabricated plate and sheet metal products   | 88  | 1.6                       | 16            |
| Hiroshima | Miscellaneous fabricated plate and sheet metal products  | 218   | 4.0                       | 8             | Planograph (offset) printing  | 212   | 1.9                       | 14            | Miscellaneous fabricated construction-use metal products  | 109   | 3.6                       | 10            |
| Yamaguchi | Planograph (offset) printing   | 117   | 1.1                       | 28            | Fittings, except metal fitting  | 86  | 2.0                       | 17            | Dried seafood products, boiled and dried seafood products   | 79  | 6.0                       | 4             |

|           | First ranked commodities  |   |                           |               | Second ranked commodities  |   |                           |               | Third ranked commodities  |   |                           |               |
|-----------|---|---|---------------------------|---------------|--|---|---------------------------|---------------|---|---|---------------------------|---------------|
|           | Commodity names   | No. of establishments engaged in manufacturing industry | National level proportion | National rank | Commodity names  | No. of establishments engaged in manufacturing industry | National level proportion | National rank | Commodity names   | No. of establishments engaged in manufacturing industry | National level proportion | National rank |
| Tokushima | Lumbers less than 7.5 cm depth of minimum cross section, with less than 4 times width larger than depth | 80  | 2.1                       | 25            | Boards less than 7.5 cm depth of minimum cross section, with more than 4 times width larger than depth | 80  | 2.0                       | 26            | Planograph (offset) printing  | 71  | 0.6                       | 42            |
| Kagawa    | Japanese noodles  | 193   | 7.0                       | 2             | Planograph (offset) printing   | 104   | 0.9                       | 32            | Cut-stones and stoneware products   | 100   | 6.5                       | 2             |
| Ehime     | Squares 7.5 m or more depth and width   | 116   | 3.0                       | 9             | Towels, except handkerchiefs   | 113   | 40.9                      | 1             | Boards less than 7.5 cm depth of minimum cross section, with more than 4 times width larger than depth  | 111   | 2.8                       | 12            |
| Kochi     | Boards less than 7.5 cm depth of minimum cross section, with more than 4 times width larger than depth  | 100   | 2.5                       | 18            | Squares 7.5 m or more depth and width  | 97  | 2.5                       | 16            | Lumbers less than 7.5 cm depth of minimum cross section, with less than 4 times width larger than depth | 93  | 2.4                       | 20            |
| Fukuoka   | Planograph (offset) printing  | 404   | 3.7                       | 6             | Fittings, except metal fitting   | 231   | 5.3                       | 3             | Miscellaneous fabricated plate and sheet metal products   | 198   | 3.6                       | 9             |
| Saga      | Japanese-style ceramic tableware  | 172   | 13.5                      | 2             | Pottery ornaments  | 75  | 12.3                      | 2             | Planograph (offset) printing  | 66  | 0.6                       | 44            |
| Nagasaki  | Japanese noodles  | 299   | 10.9                      | 1             | Japanese-style ceramic tableware   | 97  | 7.6                       | 4             | Dried seafood products, boiled and dried seafood products   | 95  | 7.2                       | 3             |
| Kumamoto  | Squares 7.5 m or more depth and width   | 142   | 3.7                       | 5             | Boards less than 7.5 cm depth of minimum cross section, with more than 4 times width larger than depth | 141   | 3.5                       | 6             | Lumbers less than 7.5 cm depth of minimum cross section, with less than 4 times width larger than depth | 138   | 3.6                       | 6             |
| Oita      | Boards less than 7.5 cm depth of minimum cross section, with more than 4 times width larger than depth  | 116   | 2.9                       | 11            | Squares 7.5 m or more depth and width  | 110   | 2.8                       | 11            | Planograph (offset) printing  | 109   | 1.0                       | 31            |
| Miyazaki  | Photograph (offset) printing  | 102   | 0.9                       | 34            | Boards less than 7.5 cm depth of minimum cross section, with more than 4 times width larger than depth | 102   | 2.6                       | 16            | Lumbers less than 7.5 cm depth of minimum cross section, with less than 4 times width larger than depth | 97  | 2.5                       | 16            |
| Kagoshima | Semi-finished green tea   | 178   | 22.7                      | 2             | Planograph (offset) printing   | 135   | 1.2                       | 24            | Miscellaneous seafood products  | 120   | 3.9                       | 6             |
| Okinawa   | Planograph (offset) printing  | 97  | 0.9                       | 36            | Fresh concrete   | 73  | 2.0                       | 23            | Aluminum sashes for housing   | 68  | 7.7                       | 1             |

## **(2) Shipment values by commodity**

According to the shipment value data by commodity and by prefecture, “Medical products preparations, including preparations outside medicines” was ranked top in 9 prefectures, “Gasoline” in 7 prefectures, “ordinary passenger cars” in 5 prefectures, and “Light and small passenger cars”, “Personal computers” and “Metal oxide semiconductor IC” in 3 prefectures respectively.

Prefectures which saw changes in the first ranked commodities were Aomori (“Non-painted printing paper” “Optical disc equipment”), Hiroshima (“Ordinary passenger cars” “Cellular telephone sets and PHS telephone sets”), Miyazaki (“Broiler products” “Low-class distilled spirits”), and Kagoshima (“Miscellaneous electronic parts” “Chop of meat and frozen meat”) (See Table 5).

**Table 5 Shipment Value for Top 3 Commodities by Prefecture**  
(Establishments with 4 or more employees, in the year 2003)

(Unit: hundred million yen, %)

|                           | First ranked commodities  |                 |                           |               | Second ranked commodities   |                 |                           |               | Third ranked commodities   |                 |                           |               |
|---------------------------|---|-----------------|---------------------------|---------------|---|-----------------|---------------------------|---------------|--|-----------------|---------------------------|---------------|
|                           | Commodity names   | Shipment values | National-level proportion | National rank | Commodity names   | Shipment values | National-level proportion | National rank | Commodity names  | Shipment values | National-level proportion | National rank |
| Nation-level total amount | Ordinary passenger cars, 2000 ml cylinder capacity or more, including chassis             | 81,568          | -                         | -             | Light and small passenger cars, less than 2000 ml cylindrical capacity, including chassis | 62,995          | -                         | -             | Medical products preparations, including preparations outside medicines                | 60,440          | -                         | -             |
| Hokkaido                  | Frozen seafood products (processed and packaged)  | 1,752           | 26.5                      | 1             | Miscellaneous seafood products  | 1,682           | 17.3                      | 1             | Rolls of newsprint   | 1,529           | 39.9                      | 1             |
| Aomori                    | Optical disc equipment  | x               | x                         | 1             | Painted printing paper  | x               | x                         | 2             | Miscellaneous seafood products   | 457             | 4.7                       | 6             |
| Iwate                     | Ordinary passenger cars, 2000 ml cylinder capacity or more, including chassis             | x               | x                         | 9             | Cellular telephone sets and PHS telephone sets  | 1,496           | 6.9                       | 7             | Cigarettes, cigars and pipe tobacco  | x               | x                         | 6             |
| Miyagi                    | Gasoline  | x               | x                         | 8             | Digital camera  | x               | x                         | 4             | Frozen seafood products  | 861             | 13.0                      | 2             |
| Akita                     | Fixed capacitors  | 2,247           | 28.4                      | 1             | Miscellaneous electronic parts  | 513             | 1.7                       | 20            | Medical instruments, apparatus and equipment   | 311             | 5.4                       | 6             |
| Yamagata                  | Personal computers  | x               | x                         | 2             | Metal oxide semiconductor IC  | 1,924           | 5.8                       | 7             | Miscellaneous electronic parts   | 1,224           | 4.1                       | 6             |
| Fukushima                 | Medical products preparations, including preparations outside medicines                   | 1,980           | 3.3                       | 12            | Personal computer   | 1,460           | 8.8                       | 6             | Gasoline engines for motor vehicles  | x               | x                         | 3             |
| Ibaraki                   | Medical products preparations, including preparations outside medicines                   | 2,604           | 4.3                       | 9             | Shovel excavators   | x               | x                         | 1             | Parts, attachments and accessories of office machines                                  | 1,742           | 19.9                      | 1             |
| Tochigi                   | Ordinary passenger cars, 2000 ml cylinder capacity or more, including chassis             | x               | x                         | 5             | Cigarettes, cigars and pipe tobacco   | x               | x                         | 1             | Medical products preparations, including preparations outside medicines                | 3,444           | 5.7                       | 5             |
| Gunma                     | Light and small passenger cars, less than 2000 ml cylindrical capacity, including chassis | x               | x                         | 7             | Trucks, including tractors  | x               | x                         | 3             | Parts of driving, transmission and operating units                                     | 2,378           | 5.5                       | 4             |
| Saitama                   | Medical products preparations, including preparations outside medicines                   | 6,772           | 11.2                      | 2             | Planograph (off set) printing   | 4,579           | 10.6                      | 3             | Cellular telephone sets and PHS telephone sets   | x               | x                         | 2             |
| Chiba                     | Gasoline  | 7,229           | 17.1                      | 2             | Household TV games  | x               | x                         | 1             | Galvanized steel sheets, including galvanized steel loops                              | 2,384           | 26.1                      | 1             |
| Tokyo                     | Planograph (offset) printing  | 11,478          | 26.5                      | 1             | Personal computer   | 3,326           | 19.9                      | 1             | Bus and truck chassis  | x               | x                         | 2             |
| Kanagawa                  | Gasoline  | 8,559           | 20.3                      | 1             | Ordinary passenger cars, 2000 ml cylinder capacity or more, including chassis             | x               | x                         | 3             | Trucks, including tractors   | 5,953           | 23.4                      | 1             |
| Niigata                   | Miscellaneous electronic parts  | 1,470           | 5.0                       | 3             | Baked rice confections  | 1,285           | 44.1                      | 1             | Miscellaneous industrial organic chemicals   | 1,052           | 13.3                      | 1             |
| Toyama                    | Medical products preparations, including preparations outside medicines                   | 2,616           | 4.3                       | 8             | Metal oxide semiconductor IC  | 2,573           | 7.8                       | 3             | Aluminum sashes for housing  | 1,909           | 42.0                      | 1             |
| Ishikawa                  | Cigarettes, cigars and pipe tobacco   | x               | x                         | 5             | Displays  | 1,094           | 30.7                      | 1             | Cold finished special steel loops in coil, less than 600-mm width                      | 683             | 59.3                      | 1             |
| Fukui                     | Fixed capacitors  | 849             | 10.7                      | 3             | Rolled aluminum products  | x               | x                         | 3             | Miscellaneous electronic parts   | 647             | 2.2                       | 18            |
| Yamanashi                 | Treatment equipment for wafer process (electronic circuit forming)                        | 978             | 20.3                      | 1             | Numerical control equipment   | x               | x                         | 1             | Light emitting diode   | x               | x                         | 2             |
| Nagano                    | Personal computers  | x               | x                         | 3             | Digital camera  | 1,593           | 15.8                      | 3             | Liquid crystal elements  | 1,194           | 7.7                       | 4             |
| Gifu                      | Medical products preparations, including preparations outside medicines                   | 1,893           | 3.1                       | 13            | Video cameras, including integrated VTR-EVR, except broadcast video cameras               | x               | x                         | 3             | Parts of suspension and brake systems  | 1,103           | 9.2                       | 3             |
| Shizuoka                  | Parts of driving, transmission and operating units  | 10,741          | 25.0                      | 2             | Light and small passenger cars, less than 2000 ml cylindrical capacity, including chassis | x               | x                         | 3             | Miscellaneous parts of motor vehicles, including parts of motorcycles                  | 5,640           | 9.5                       | 2             |
| Aichi                     | Ordinary passenger cars, 2000 ml cylinder capacity or more, including chassis             | 42,920          | 52.6                      | 1             | Miscellaneous parts of motor vehicles, including parts of motorcycles                     | 27,547          | 46.6                      | 1             | Light and small passenger cars, less than 2000 ml cylinder capacity, including chassis | 20,075          | 31.9                      | 1             |
| Mie                       | Light and small passenger cars, less than 2000 ml cylindrical capacity, including chassis | x               | x                         | 2             | Liquid crystal elements   | 4,622           | 29.7                      | 1             | Truck bodies   | 3,129           | 25.8                      | 2             |
| Shiga                     | Medical products preparations, including preparations outside medicines                   | 3,185           | 5.3                       | 6             | Light and small passenger cars, less than 2000 ml cylindrical capacity, including chassis | x               | x                         | 9             | Carbonated water   | x               | x                         | 1             |

|           | First ranked commodities   |                 |                           |               | Second ranked commodities  |                 |                           |               | Third ranked commodities  |                 |                           |               |
|-----------|--|-----------------|---------------------------|---------------|--|-----------------|---------------------------|---------------|---|-----------------|---------------------------|---------------|
|           | Commodity names  | Shipment values | National-level proportion | National rank | Commodity names  | Shipment values | National-level proportion | National rank | Commodity names   | Shipment values | National-level proportion | National rank |
| Kyoto     | Cigarettes, cigars and pipe tobacco  | x               | x                         | 3             | Cassette for games   | x               | x                         | 1             | Planograph (offset) printing  | 1,062           | 2.4                       | 9             |
| Osaka     | Medical products preparations, including preparations outside medicines                | 8,906           | 14.7                      | 1             | Planograph (off set) printing  | 5,071           | 11.7                      | 2             | Gasoline  | 4,595           | 10.9                      | 3             |
| Hyogo     | Medical products preparations, including preparations outside medicines                | 2,964           | 4.9                       | 7             | Miscellaneous electronic parts   | 2,906           | 9.8                       | 2             | Rice wine "sake", including unrefined "sale"                            | 1,706           | 27.2                      | 1             |
| Nara      | Liquid crystal elements  | 1,573           | 10.1                      | 3             | Miscellaneous semiconductor devices  | x               | x                         | 1             | Parts of driving, transmission and operating units                      | 814             | 1.9                       | 9             |
| Wakayama  | Gasoline   | x               | x                         | 7             | Laundry syntehtic detergents   | x               | x                         | 1             | Air conditioners, except window and separate types                      | 819             | 23.4                      | 2             |
| Tottori   | Miscellaneous electronic parts   | 1,239           | 4.2                       | 5             | Cigarettes, cigars and pipe tobacco  | x               | x                         | 10            | Liquid crystal elements   | x               | x                         | 8             |
| Shimane   | Personal computers   | x               | x                         | 4             | Fixed capacitors   | 787             | 9.9                       | 4             | Cold finished special steel loops in coil, less than 600-mm width       | x               | x                         | 1             |
| Okayama   | Light and small passenger cars, less than 2000 ml cylindar capacity, including chassis | x               | x                         | 4             | Gasoline   | x               | x                         | 5             | Metal oxide semiconductor IC  | x               | x                         | 4             |
| Hiroshima | Celluar telephone sets and PHS telephone sets  | 3,129           | 14.4                      | 3             | Ordinary passenger cars, 2000 ml cylinder capacity or more, including chassis          | x               | x                         | 7             | Miscellaneous parts of motor vehicles, including parts of motorcycles   | 2,719           | 4.6                       | 6             |
| Yamaguchi | Ordinary passenger cars, 2000 ml cylinder capacity or more, including chassis          | x               | x                         | 4             | Gasoline   | 3,591           | 8.5                       | 4             | Medical products preparations, including preparations outside medicines | 2,014           | 3.3                       | 11            |
| Tokushima | Medical products preparations, including preparations outside medicines                | 2,199           | 3.6                       | 10            | Light emitting diode   | x               | x                         | 1             | Lithium ion batteries   | x               | x                         | 1             |
| Kagawa    | Gasoline   | x               | x                         | 12            | Cigarettes, cigars and pipe tobacco  | x               | x                         | 8             | Steel cargo shipbuilding power vessel 20 gross tonnage or more          | 798             | 13.2                      | 2             |
| Ehime     | Gasoline   | x               | x                         | 14            | Painted printing paper   | 1,161           | 18.2                      | 1             | Rolls of newsprint  | 988             | 25.8                      | 2             |
| Kochi     | Metal oxide semiconductor IC   | x               | x                         | 16            | Liquid crystal elements  | x               | x                         | 10            | Miscellaneous paper   | 243             | 9.6                       | 4             |
| Fukuoka   | Ordinary passenger cars, 2000 ml cylinder capacity or more, including chassis          | x               | x                         | 2             | Light and small passenger cars, less than 2000 ml cylinder capacity, including chassis | x               | x                         | 5             | Cigarettes, cigars and pipe tobacco                                     | x               | x                         | 4             |
| Saga      | Silicon wafers (surface-polished)  | 770             | 20.2                      | 1             | Miscellaneous industrial robots  | x               | x                         | 1             | Miscellaneous parts of motor vehicles, including parts of motorcycles   | 517             | 0.9                       | 24            |
| Nagasaki  | Steel oil transportation shipbuilding, power vessel 20 groos tonnage or more           | x               | x                         | 1             | Steel cargo shipbuilding power vessel 20 gross tonnage or more                         | 764             | 12.6                      | 3             | Metal oxide semiconductor IC  | x               | x                         | 17            |
| Kumamoto  | Metal oxide semiconductor IC   | 1,814           | 5.5                       | 8             | KD sets (motorcycles)  | x               | x                         | 1             | Miscellaneous parts of motor vehicles, including parts of motorcycles   | 774             | 1.3                       | 13            |
| Oita      | Metal oxide semiconductor IC   | 3,183           | 9.6                       | 1             | Steel strips   | x               | x                         | 2             | Digital camera  | x               | x                         | 2             |
| Miyazaki  | Low-class distilled spirits  | 532             | 11.1                      | 4             | Broiler products, including cut products   | 502             | 11.7                      | 2             | Chop of meat and frozen meat, except broilers                           | 498             | 4.9                       | 3             |
| Kagoshima | Chop of meat and frozen meat, except broilers  | 1,555           | 15.2                      | 1             | Balanced compound feeds  | 1,372           | 18.6                      | 1             | Miscellaneous electronic parts  | 1,107           | 3.7                       | 9             |
| Okinawa   | Gasoline   | x               | x                         | 15            | Heavy fuel oil C   | x               | x                         | 6             | Fresh concrete  | 288             | 2.0                       | 15            |

Note: Letter "x" was put in the shipment value and national-level portion columns in cases where commodities by prefecture were not disclosed.