

# 第3次産業活動指数(平成29年12月分)

Indices of Tertiary Industry Activity (ITA) for December, 2017

平成30年2月9日  
経済産業省大臣官房  
調査統計グループ経済解析室

## — 第3次産業活動は持ち直しの動き —

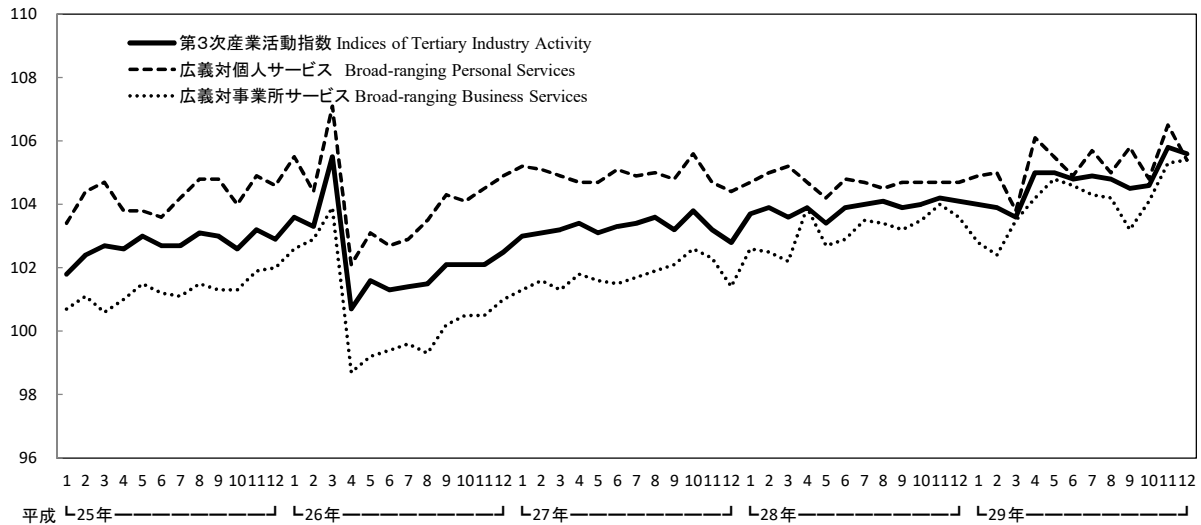
- 第3次産業活動指数は、105.6、前月比-0.2%と3か月ぶりの低下。
- 第3次産業活動指数を個人向けと事業所向けに分けてみると、  
広義対個人サービスは、105.4、同-1.0%と2か月ぶりの低下。  
広義対事業所サービスは、105.4、同0.1%と3か月連続の上昇。
- 総じてみれば、第3次産業活動は持ち直しの動きがみられる。

平成22年=100  
2010 Average=100

|  | 季節調整済指数<br>Seasonally Adjusted Index |                                     | 原指数<br>Original Index |                                      |
|--|--------------------------------------|-------------------------------------|-----------------------|--------------------------------------|
|  | 105.6                                | 前月比(%)<br>%Change of Previous Month | 111.4                 | 前年同月比(%)<br>%Change of Previous Year |
|  |                                      | -0.2 (3か月ぶりの低下)                     |                       | 1.1 (9か月連続の上昇)                       |
| 第3次産業活動指数<br>Indices of Tertiary Industry Activity | 105.6                                | -0.2 (3か月ぶりの低下)                     | 111.4                 | 1.1 (9か月連続の上昇)                       |
| 広義対個人サービス<br>Broad-ranging Personal Services       | 105.4                                | -1.0 (2か月ぶりの低下)                     | 111.0                 | 0.5 (9か月連続の上昇)                       |
| 広義対事業所サービス<br>Broad-ranging Business Services      | 105.4                                | 0.1 (3か月連続の上昇)                      | 111.8                 | 1.7 (3か月連続の上昇)                       |

### 第3次産業活動指数の推移 Trends of Indices of Tertiary Industry Activity

平成22年=100、季節調整済指数  
(2010 Average=100, Seasonally Adjusted Index)



#### 低下に寄与した主な業種の動き(前月比%)

(1) 情報通信業(-3.1%)

情報サービス業(-5.5%)は、ソフトウェア業(-11.7%)や情報処理・提供サービス業(-4.1%)が減少したことから低下。

(2) 金融業、保険業(-2.1%)

金融商品取引業、商品先物取引業(-18.5%)は、流通業務(-21.4%)が減少したことから低下。

(3) 運輸業、郵便業(-1.7%)

運輸に附帯するサービス業(-1.7%)は低下。

郵便業(信書便事業を含む)(-5.3%)は低下。

#### 上昇に寄与した主な業種の動き(前月比%)

(1) 卸売業(2.5%)

各種商品卸売業(5.6%)は上昇。

機械器具卸売業(2.3%)は、産業機械器具卸売業(10.4%)が増加したことから上昇。

(2) 事業者向け関連サービス(2.3%)

技術サービス業(4.6%)は、土木・建築サービス業(10.8%)や機械設計業(7.0%)が増加したことから上昇。

《 低下に寄与した業種 》

| 業種名        | 前月比(%)<br>(寄与度)  | 前年同月比(%) | 寄与した主な内訳業種                    |
|------------|------------------|----------|-------------------------------|
| 情報通信業      | -3.1<br>(- 0.35) | -0.2     | ソフトウェア業<br>情報処理・提供サービス業       |
| 金融業, 保険業   | -2.1<br>(- 0.21) | 0.7      | 流通業務                          |
| 運輸業, 郵便業   | -1.7<br>(- 0.17) | 0.4      | 運輸に附帯するサービス業<br>郵便業(信書便事業を含む) |
| 生活娯楽関連サービス | -1.0<br>(- 0.11) | -0.7     | 食堂, レストラン, 専門店<br>美容業<br>洗濯業  |
| 小売業        | -0.8<br>(- 0.08) | 2.3      | 機械器具小売業<br>各種商品小売業            |
| 不動産業       | -0.2<br>(- 0.02) | 0.4      |                               |

《 上昇に寄与した業種 》

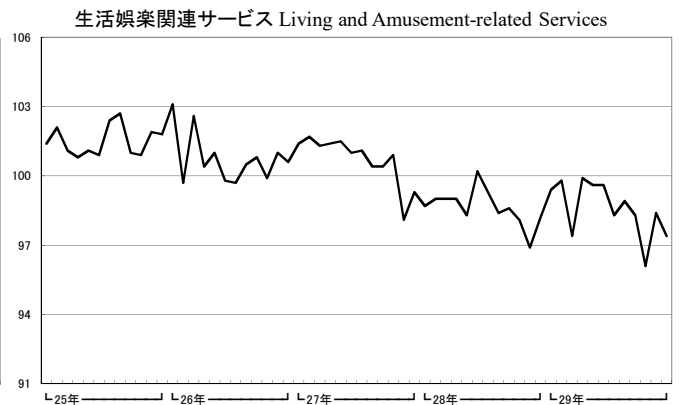
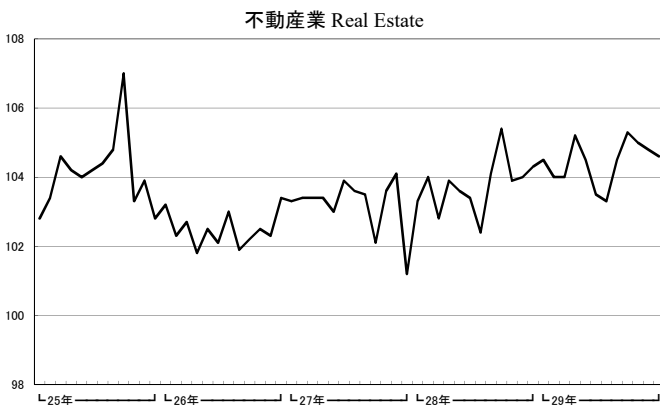
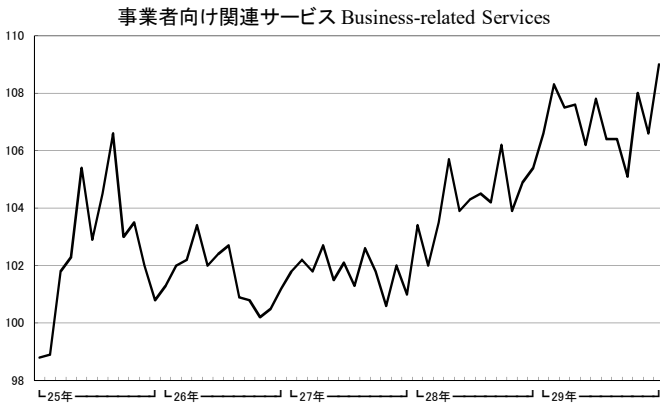
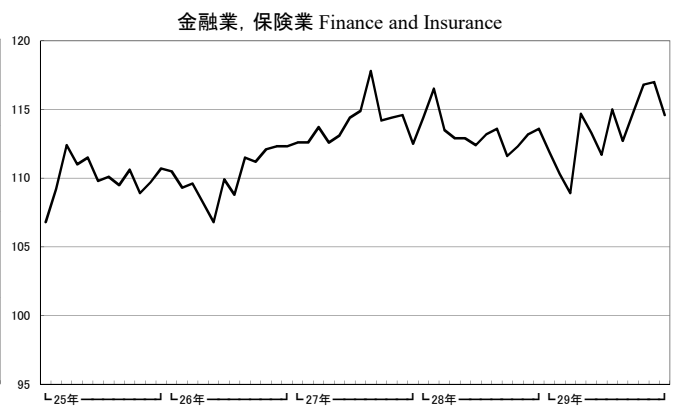
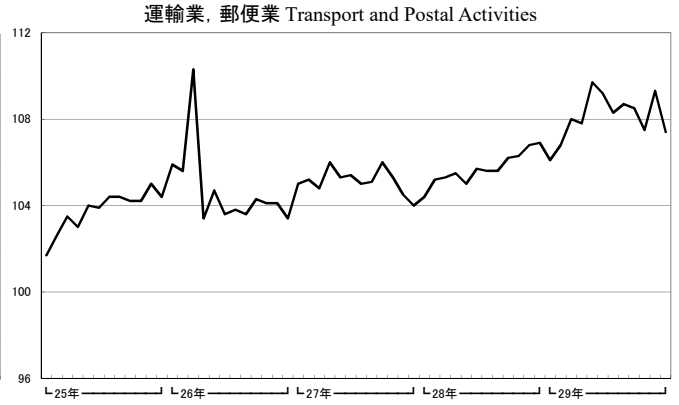
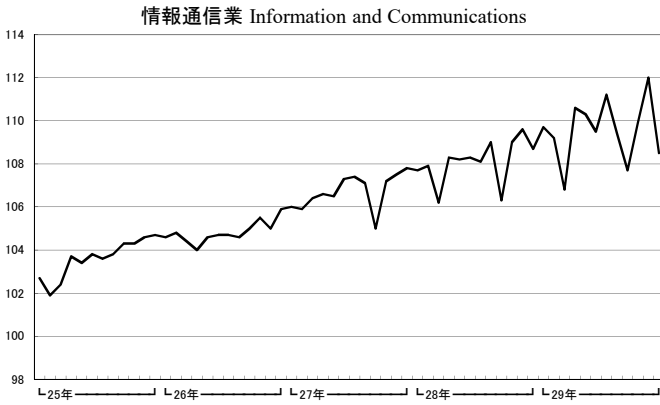
| 業種名              | 前月比(%)<br>(寄与度) | 前年同月比(%) | 寄与した主な内訳業種           |
|------------------|-----------------|----------|----------------------|
| 卸売業              | 2.5<br>( 0.35)  | 2.9      | 各種商品卸売業<br>産業機械器具卸売業 |
| 事業者向け関連サービス      | 2.3<br>( 0.17)  | 2.8      | 土木・建築サービス業<br>機械設計業  |
| 医療, 福祉           | 0.9<br>( 0.12)  | 0.4      |                      |
| 電気・ガス・熱供給・水道業    | 1.3<br>( 0.03)  | 3.9      | 電気業                  |
| 物品賃貸業(自動車賃貸業を含む) | 0.5<br>( 0.01)  | 1.3      | レンタル業                |

- (注) 1. 業種は第3次産業総合の前月比への寄与度の大きい順に掲載しています。  
 2. 寄与度とは、あるデータ全体の変化に対して、その構成要素である個々のデータの変化がどの程度貢献しているかを示す指標です。

# 第3次産業活動指数主要業種の推移

Trends of Key Major Industries' Indices of ITA

平成22年=100、季節調整指数  
(2010 Average=100, Seasonally Adjusted Index)



主要業種別指数時系列表 Time Series Data of Indices of Key Industries  
(第3次産業総合及び広義対個人サービス、広義対事業所サービス)

平成22年=100  
2010 Average=100

|  |           | 第3次産業総合           |         | 広義対個人サービス                       |         | 広義非選択的個人向けサービス                            |         | 広義し好的個人向けサービス                                 |         | 広義対事業所サービス                      |         | Weight    |
|--|-----------|-------------------|---------|---------------------------------|---------|---|---------|---|---------|---------------------------------|---------|-----------|
|  |           | Tertiary Industry |         | Broad-ranging Personal Services |         | Broad-ranging Essential Personal Services |         | Broad-ranging Non-essential Personal Services |         | Broad-ranging Business Services |         |           |
|  |           | 伸び率(%)            | %Change | 伸び率(%)                          | %Change | 伸び率(%)                                    | %Change | 伸び率(%)  | %Change | 伸び率(%)                          | %Change |           |
| ウエイト   |           | 10000.0           |         | 4846.2                          |         | 2641.1                                    |         | 2205.1  |         | 5153.8                          |         | Weight    |
| 季節調整済指数・前月(期)比<br>Seasonally Adjusted Index / %Change From Previous Month(Quarter) | 平成28年 IV期 | 104.1             | 0.1     | 104.7                           | 0.1     | 107.8                                     | -0.1    | 101.0   | 0.3     | 103.7                           | 0.3     | Q4 2016   |
|  | 平成29年 I期  | 103.8             | -0.3    | 104.6                           | -0.1    | 107.0                                     | -0.7    | 101.7   | 0.7     | 102.9                           | -0.8    | Q1 2017   |
|  | II期       | 104.9             | 1.1     | 105.5                           | 0.9     | 107.7                                     | 0.7     | 102.8   | 1.1     | 104.5                           | 1.6     | Q2        |
|  | III期      | 104.7             | -0.2    | 105.5                           | 0.0     | 108.2                                     | 0.5     | 102.3   | -0.5    | 103.9                           | -0.6    | Q3        |
|  | IV期       | 105.3             | 0.6     | 105.6                           | 0.1     | 108.2                                     | 0.0     | 102.3   | 0.0     | 104.9                           | 1.0     | Q4        |
|  | 平成28年 10月 | 104.0             | 0.1     | 104.7                           | 0.0     | 107.7                                     | 0.0     | 100.9   | 0.0     | 103.5                           | 0.3     | Oct. 2016 |
|  | 11月       | 104.2             | 0.2     | 104.7                           | 0.0     | 107.9                                     | 0.2     | 101.0   | 0.1     | 104.0                           | 0.5     | Nov.      |
|  | 12月       | 104.1             | -0.1    | 104.7                           | 0.0     | 107.8                                     | -0.1    | 101.1   | 0.1     | 103.6                           | -0.4    | Dec.      |
|  | 平成29年 1月  | 104.0             | -0.1    | 104.9                           | 0.2     | 107.7                                     | -0.1    | 101.8   | 0.7     | 102.8                           | -0.8    | Jan. 2017 |
|  | 2月        | 103.9             | -0.1    | 105.0                           | 0.1     | 107.0                                     | -0.6    | 102.2   | 0.4     | 102.4                           | -0.4    | Feb.      |
|  | 3月        | 103.6             | -0.3    | 103.8                           | -1.1    | 106.3                                     | -0.7    | 101.0   | -1.2    | 103.5                           | 1.1     | Mar.      |
|  | 4月        | 105.0             | 1.4     | 106.1                           | 2.2     | 108.2                                     | 1.8     | 103.3   | 2.3     | 104.2                           | 0.7     | Apr.      |
|  | 5月        | 105.0             | 0.0     | 105.5                           | -0.6    | 107.9                                     | -0.3    | 102.7   | -0.6    | 104.8                           | 0.6     | May       |
| 6月   | 104.8     | -0.2              | 104.9   | -0.6                            | 106.9   | -0.9                                      | 102.3   | -0.4  | 104.6   | -0.2                            | Jun.    |           |
| 7月   | 104.9     | 0.1               | 105.7   | 0.8                             | 108.4   | 1.4                                       | 102.3   | 0.0   | 104.3   | -0.3                            | Jul.    |           |
| 8月   | 104.8     | -0.1              | 105.0   | -0.7                            | 107.7   | -0.6                                      | 102.2   | -0.1  | 104.2   | -0.1                            | Aug.    |           |
| 9月   | 104.5     | -0.3              | 105.8   | 0.8                             | 108.4   | 0.6                                       | 102.4   | 0.2   | 103.2   | -1.0                            | Sep.    |           |
| 10月  | 104.6     | 0.1               | 104.8   | -0.9                            | 108.0   | -0.4                                      | 101.0   | -1.4  | 104.1   | 0.9                             | Oct.    |           |
| 11月  | 105.8     | 1.1               | 106.5   | 1.6                             | 108.4   | 0.4                                       | 104.3   | 3.3   | 105.3   | 1.2                             | Nov.    |           |
| 12月  | 105.6     | -0.2              | 105.4   | -1.0                            | 108.3   | -0.1                                      | 101.7   | -2.5  | 105.4   | 0.1                             | Dec.    |           |
| 原指数・前年(同月)同期比<br>Original Index / %Change From Previous Year                       | 平成27年     | 103.2             | 0.9     | 104.9                           | 0.8     | 107.5                                     | 1.5     | 101.7   | -0.2    | 101.7                           | 1.1     | C.Y. 2015 |
|  | 28年       | 103.9             | 0.7     | 104.9                           | 0.0     | 108.1                                     | 0.6     | 101.0   | -0.7    | 103.1                           | 1.4     | 2016      |
|  | 29年       | 104.7             | 0.8     | 105.2                           | 0.3     | 107.8                                     | -0.3    | 102.2   | 1.2     | 104.2                           | 1.1     | 2017      |
|  | 平成26年度    | 102.1             | -1.1    | 103.9                           | -0.7    | 106.4                                     | 1.0     | 101.1   | -2.6    | 100.4                           | -1.5    | F.Y. 2014 |
|  | 27年度      | 103.5             | 1.4     | 105.1                           | 1.2     | 108.2                                     | 1.7     | 101.5   | 0.4     | 102.0                           | 1.6     | 2015      |
|  | 28年度      | 103.9             | 0.4     | 104.6                           | -0.5    | 107.6                                     | -0.6    | 101.0   | -0.5    | 103.3                           | 1.3     | 2016      |
|  | 平成28年 IV期 | 105.1             | 0.7     | 105.8                           | -0.1    | 108.1                                     | -0.5    | 103.0   | 0.3     | 104.4                           | 1.4     | Q4 2016   |
|  | 平成29年 I期  | 103.9             | -0.2    | 103.3                           | -1.1    | 108.1                                     | -2.0    | 97.7  | 0.2     | 104.4                           | 0.6     | Q1 2017   |
|  | II期       | 103.6             | 1.2     | 104.8                           | 0.9     | 106.6                                     | -0.1    | 102.5   | 1.9     | 102.5                           | 1.6     | Q2        |
|  | III期      | 104.9             | 0.7     | 106.2                           | 0.9     | 107.7                                     | 0.2     | 104.3   | 1.6     | 103.8                           | 0.5     | Q3        |
|  | IV期       | 106.3             | 1.1     | 106.6                           | 0.8     | 108.7                                     | 0.6     | 104.1   | 1.1     | 105.9                           | 1.4     | Q4        |
|  | 平成28年 10月 | 102.7             | -0.2    | 103.7                           | -0.7    | 105.7                                     | -1.2    | 101.2   | -0.1    | 101.8                           | 0.3     | Oct. 2016 |
|  | 11月       | 102.3             | 1.4     | 103.2                           | 0.1     | 106.2                                     | 0.6     | 99.6  | -0.5    | 101.6                           | 2.7     | Nov.      |
|  | 12月       | 110.2             | 0.7     | 110.4                           | 0.3     | 112.3                                     | -0.7    | 108.2   | 1.5     | 109.9                           | 1.1     | Dec.      |
|  | 平成29年 1月  | 99.4              | 0.7     | 102.2                           | 0.3     | 106.1                                     | 0.1     | 97.6  | 0.5     | 96.7                            | 1.0     | Jan. 2017 |
|  | 2月        | 98.5              | -1.4    | 98.0                            | -2.3    | 104.6                                     | -3.2    | 90.2  | -0.9    | 98.9                            | -0.7    | Feb.      |
|  | 3月        | 113.7             | 0.0     | 109.8                           | -1.3    | 113.6                                     | -2.7    | 105.2   | 0.7     | 117.5                           | 1.2     | Mar.      |
| 4月   | 102.8     | 0.8               | 104.1   | 1.2                             | 105.2   | 0.0                                       | 102.8   | 2.7   | 101.6   | 0.4                             | Apr.    |           |
| 5月   | 102.7     | 1.9               | 106.5   | 1.2                             | 107.0   | 0.8                                       | 105.8   | 1.6   | 99.2    | 2.8                             | May     |           |
| 6月   | 105.3     | 1.0               | 103.7   | 0.1                             | 107.7   | -0.8                                      | 98.9    | 1.3   | 106.8   | 1.6                             | Jun.    |           |
| 7月   | 105.2     | 1.0               | 107.4   | 0.9                             | 108.1   | 0.5                                       | 106.6   | 1.6   | 103.1   | 0.9                             | Jul.    |           |
| 8月   | 104.1     | 0.6               | 107.2   | 0.5                             | 108.1   | -0.4                                      | 106.2   | 1.7   | 101.3   | 0.7                             | Aug.    |           |
| 9月   | 105.5     | 0.5               | 103.9   | 1.0                             | 107.0   | 0.6                                       | 100.2   | 1.5   | 107.0   | 0.0                             | Sep.    |           |
| 10月  | 103.5     | 0.8               | 103.9   | 0.2                             | 106.7   | 0.9                                       | 100.6   | -0.6  | 103.1   | 1.3                             | Oct.    |           |
| 11月  | 103.9     | 1.6               | 105.0   | 1.7                             | 106.7   | 0.5                                       | 102.9   | 3.3   | 102.9   | 1.3                             | Nov.    |           |
| 12月  | 111.4     | 1.1               | 111.0   | 0.5                             | 112.7   | 0.4                                       | 108.9   | 0.6   | 111.8   | 1.7                             | Dec.    |           |

|   |           | 電気・ガス・熱供給・水道業<br>Electricity, Gas, Heat Supply and Water |      | 電気業<br>Production, Transmission and Distribution of Electricity |       | 情報通信業<br>Information and Communications |       | 情報サービス業<br>Information Services |      |           |
|---|-----------|--|------|---|-------|---|-------|---------------------------------|------|-----------|
|   |           | 伸び率(%)<br>%Change  |      | 伸び率(%)<br>%Change   |       | 伸び率(%)<br>%Change                       |       | 伸び率(%)<br>%Change               |      |           |
| ウエイト  |           | 298.0  |      | 162.7   |       | 1058.7                                  |       | 461.9                           |      | Weight    |
| 季節調整指数・前月(期)比<br>Seasonally Adjusted Index / %Change From Previous Month(Quarter) | 平成28年 IV期 | 93.4   | 0.2  | 87.4  | 0.2   | 109.1                                   | 1.2   | 103.9                           | 2.0  | Q4 2016   |
|   | 平成29年 I期  | 93.2   | -0.2 | 87.4  | 0.0   | 108.6                                   | -0.5  | 104.9                           | 1.0  | Q1 2017   |
|   | II期       | 92.3   | -1.0 | 86.2  | -1.4  | 110.1                                   | 1.4   | 105.3                           | 0.4  | Q2        |
|   | III期      | 92.7   | 0.4  | 86.8  | 0.7   | 109.4                                   | -0.6  | 104.6                           | -0.7 | Q3        |
|   | IV期       | 94.4   | 1.8  | 88.8  | 2.3   | 110.1                                   | 0.6   | 107.7                           | 3.0  | Q4        |
|   | 平成28年 10月 | 93.6   | -1.0 | 86.9  | -0.9  | 109.0                                   | 2.5   | 103.8                           | 5.0  | Oct. 2016 |
|   | 11月       | 93.7   | 0.1  | 89.0  | 2.4   | 109.6                                   | 0.6   | 105.0                           | 1.2  | Nov.      |
|   | 12月       | 92.9   | -0.9 | 86.2  | -3.1  | 108.7                                   | -0.8  | 102.9                           | -2.0 | Dec.      |
|   | 平成29年 1月  | 92.6   | -0.3 | 87.4  | 1.4   | 109.7                                   | 0.9   | 107.0                           | 4.0  | Jan. 2017 |
|   | 2月        | 91.8   | -0.9 | 86.6  | -0.9  | 109.2                                   | -0.5  | 105.0                           | -1.9 | Feb.      |
|   | 3月        | 95.2   | 3.7  | 88.3  | 2.0   | 106.8                                   | -2.2  | 102.6                           | -2.3 | Mar.      |
|   | 4月        | 92.6   | -2.7 | 86.5  | -2.0  | 110.6                                   | 3.6   | 107.4                           | 4.7  | Apr.      |
|   | 5月        | 92.5   | -0.1 | 87.7  | 1.4   | 110.3                                   | -0.3  | 103.2                           | -3.9 | May       |
| 6月  | 91.7      | -0.9   | 84.5 | -3.6  | 109.5 | -0.7                                    | 105.3 | 2.0                             | Jun. |           |
| 7月  | 95.5      | 4.1  | 90.4 | 7.0   | 111.2 | 1.6                                     | 107.6 | 2.2                             | Jul. |           |
| 8月  | 92.7      | -2.9   | 86.2 | -4.6  | 109.4 | -1.6                                    | 104.1 | -3.3                            | Aug. |           |
| 9月  | 90.0      | -2.9   | 83.9 | -2.7  | 107.7 | -1.6                                    | 102.2 | -1.8                            | Sep. |           |
| 10月   | 92.9      | 3.2  | 86.9 | 3.6   | 109.9 | 2.0                                     | 107.9 | 5.6                             | Oct. |           |
| 11月   | 94.5      | 1.7  | 87.9 | 1.2   | 112.0 | 1.9                                     | 110.7 | 2.6                             | Nov. |           |
| 12月   | 95.7      | 1.3  | 91.6 | 4.2   | 108.5 | -3.1                                    | 104.6 | -5.5                            | Dec. |           |
| 原指数・前年(同月・同期)比<br>Original Index / %Change From Previous Year                     | 平成27年     | 92.6   | -2.2 | 88.5  | -3.4  | 106.7                                   | 1.8   | 101.9                           | 1.4  | C.Y. 2015 |
|   | 28年       | 93.2   | 0.6  | 88.1  | -0.5  | 108.0                                   | 1.2   | 103.0                           | 1.1  | C.Y. 2016 |
|   | 29年       | 93.3   | 0.1  | 87.4  | -0.8  | 109.4                                   | 1.3   | 105.4                           | 2.3  | C.Y. 2017 |
|   | 平成26年度    | 94.1   | -1.9 | 90.9  | -3.2  | 105.2                                   | 1.0   | 100.6                           | -0.3 | F.Y. 2014 |
|   | 27年度      | 93.1   | -1.1 | 89.1  | -2.0  | 107.0                                   | 1.7   | 101.9                           | 1.3  | F.Y. 2015 |
|   | 28年度      | 92.8   | -0.3 | 86.9  | -2.5  | 108.3                                   | 1.2   | 103.3                           | 1.4  | F.Y. 2016 |
|   | 平成28年 IV期 | 92.2   | 1.9  | 85.3  | 0.4   | 106.8                                   | 1.6   | 99.0                            | 2.1  | Q4 2016   |
|   | 平成29年 I期  | 98.5   | -1.6 | 93.5  | -5.2  | 117.3                                   | 1.1   | 122.9                           | 1.2  | Q1 2017   |
|   | II期       | 86.3   | 0.9  | 77.7  | 0.0   | 104.0                                   | 1.8   | 92.3                            | 2.1  | Q2        |
|   | III期      | 94.8   | -0.1 | 90.7  | -0.3  | 108.6                                   | 1.5   | 104.1                           | 3.0  | Q3        |
|   | IV期       | 93.6   | 1.5  | 87.7  | 2.8   | 107.8                                   | 0.9   | 102.4                           | 3.4  | Q4        |
|   | 平成28年 10月 | 88.5   | 1.4  | 80.7  | 0.0   | 100.3                                   | 1.9   | 84.8                            | 2.5  | Oct. 2016 |
|   | 11月       | 89.9   | 2.3  | 83.1  | 0.4   | 102.9                                   | 2.6   | 90.7                            | 4.6  | Nov.      |
|   | 12月       | 98.3   | 2.0  | 92.1  | 0.5   | 117.2                                   | 0.6   | 121.4                           | -0.2 | Dec.      |
|   | 平成29年 1月  | 102.6  | -1.4 | 98.4  | -5.2  | 102.4                                   | 1.9   | 90.1                            | 2.7  | Jan. 2017 |
|   | 2月        | 94.3   | -4.0 | 89.9  | -7.5  | 104.2                                   | 1.3   | 94.6                            | 2.0  | Feb.      |
|   | 3月        | 98.6   | 0.5  | 92.3  | -2.6  | 145.4                                   | 0.6   | 183.9                           | 0.1  | Mar.      |
| 4月  | 86.8      | 3.0  | 78.0 | 2.6   | 99.5  | 2.2                                     | 81.6  | 2.9                             | Apr. |           |
| 5月  | 85.4      | 0.4  | 76.3 | -0.9  | 99.8  | 1.9                                     | 83.0  | 2.6                             | May  |           |
| 6月  | 86.6      | -0.6   | 78.9 | -1.5  | 112.6 | 1.2                                     | 112.4 | 1.4                             | Jun. |           |
| 7月  | 100.0     | 4.2  | 96.5 | 5.8   | 101.7 | 2.9                                     | 87.2  | 5.7                             | Jul. |           |
| 8月  | 96.9      | -1.0   | 94.6 | -1.5  | 101.2 | 0.4                                     | 87.2  | -0.5                            | Aug. |           |
| 9月  | 87.4      | -3.9   | 81.0 | -5.5  | 122.9 | 1.2                                     | 137.8 | 3.5                             | Sep. |           |
| 10月   | 88.1      | -0.5   | 80.8 | 0.1   | 101.1 | 0.8                                     | 87.9  | 3.7                             | Oct. |           |
| 11月   | 90.7      | 0.9  | 84.0 | 1.1   | 105.2 | 2.2                                     | 96.9  | 6.8                             | Nov. |           |
| 12月   | 102.1     | 3.9  | 98.4 | 6.8   | 117.0 | -0.2                                    | 122.3 | 0.7                             | Dec. |           |

|  |           | 運輸業, 郵便業<br>Transport and Postal Activities |       | 運輸業<br>Transport  |       | 卸売業<br>Wholesale Trade |       | 金融業, 保険業<br>Finance and Insurance |       | 金融業<br>Financial Services |      |           |
|--|-----------|---|-------|-------------------|-------|------------------------|-------|-----------------------------------|-------|---------------------------|------|-----------|
|  |           | 伸び率(%)<br>%Change                           |       | 伸び率(%)<br>%Change |       | 伸び率(%)<br>%Change      |       | 伸び率(%)<br>%Change                 |       | 伸び率(%)<br>%Change         |      |           |
| ウエイト   |           | 955.4                                       |       | 904.4             |       | 1529.0                 |       | 925.9                             |       | 627.8                     |      | Weight    |
| 季節調整済指数・前月(期)比<br>Seasonally Adjusted Index / %Change From Previous Month(Quarter) | 平成28年 IV期 | 106.7                                       | 0.9   | 107.0             | 1.0   | 95.0                   | -0.6  | 113.0                             | 0.2   | 120.6                     | 1.3  | Q4 2016   |
|  | 平成29年 I期  | 107.0                                       | 0.3   | 107.6             | 0.6   | 91.9                   | -3.3  | 110.4                             | -2.3  | 119.4                     | -1.0 | Q1 2017   |
|  | II期       | 108.9                                       | 1.8   | 109.3             | 1.6   | 94.5                   | 2.8   | 113.2                             | 2.5   | 122.1                     | 2.3  | Q2        |
|  | III期      | 108.5                                       | -0.4  | 108.6             | -0.6  | 94.5                   | 0.0   | 114.2                             | 0.9   | 122.5                     | 0.3  | Q3        |
|  | IV期       | 108.1                                       | -0.4  | 109.1             | 0.5   | 95.7                   | 1.3   | 116.1                             | 1.7   | 125.2                     | 2.2  | Q4        |
|  | 平成28年 10月 | 106.3                                       | 0.1   | 106.7             | 0.3   | 95.3                   | 0.2   | 112.3                             | 0.6   | 119.0                     | 0.3  | Oct. 2016 |
|  | 11月       | 106.8                                       | 0.5   | 107.1             | 0.4   | 95.2                   | -0.1  | 113.2                             | 0.8   | 121.0                     | 1.7  | Nov.      |
|  | 12月       | 106.9                                       | 0.1   | 107.1             | 0.0   | 94.4                   | -0.8  | 113.6                             | 0.4   | 121.8                     | 0.7  | Dec.      |
|  | 平成29年 1月  | 106.1                                       | -0.7  | 107.2             | 0.1   | 91.5                   | -3.1  | 111.9                             | -1.5  | 119.8                     | -1.6 | Jan. 2017 |
|  | 2月        | 106.8                                       | 0.7   | 107.5             | 0.3   | 91.2                   | -0.3  | 110.3                             | -1.4  | 118.9                     | -0.8 | Feb.      |
|  | 3月        | 108.0                                       | 1.1   | 108.0             | 0.5   | 93.0                   | 2.0   | 108.9                             | -1.3  | 119.5                     | 0.5  | Mar.      |
|  | 4月        | 107.8                                       | -0.2  | 109.0             | 0.9   | 93.4                   | 0.4   | 114.7                             | 5.3   | 121.0                     | 1.3  | Apr.      |
|  | 5月        | 109.7                                       | 1.8   | 109.0             | 0.0   | 94.9                   | 1.6   | 113.3                             | -1.2  | 123.2                     | 1.8  | May       |
| 6月   | 109.2     | -0.5  | 109.8 | 0.7               | 95.2  | 0.3                    | 111.7 | -1.4                              | 122.2 | -0.8                      | Jun. |           |
| 7月   | 108.3     | -0.8  | 108.2 | -1.5              | 94.0  | -1.3                   | 115.0 | 3.0                               | 122.7 | 0.4                       | Jul. |           |
| 8月   | 108.7     | 0.4   | 108.8 | 0.6               | 95.1  | 1.2                    | 112.7 | -2.0                              | 121.3 | -1.1                      | Aug. |           |
| 9月   | 108.5     | -0.2  | 108.7 | -0.1              | 94.3  | -0.8                   | 114.8 | 1.9                               | 123.6 | 1.9                       | Sep. |           |
| 10月  | 107.5     | -0.9  | 108.5 | -0.2              | 93.2  | -1.2                   | 116.8 | 1.7                               | 125.0 | 1.1                       | Oct. |           |
| 11月  | 109.3     | 1.7   | 109.5 | 0.9               | 95.8  | 2.8                    | 117.0 | 0.2                               | 126.2 | 1.0                       | Nov. |           |
| 12月  | 107.4     | -1.7  | 109.2 | -0.3              | 98.2  | 2.5                    | 114.6 | -2.1                              | 124.5 | -1.3                      | Dec. |           |
| 原指数・前年(同年・同期)比<br>Original Index / %Change From Previous Year                      | 平成27年     | 105.0                                       | 0.3   | 105.3             | 0.3   | 93.4                   | 1.0   | 113.9                             | 3.4   | 117.0                     | 3.5  | C.Y. 2015 |
|  | 28年       | 105.8                                       | 0.8   | 106.2             | 0.9   | 95.0                   | 1.7   | 113.1                             | -0.7  | 118.7                     | 1.5  | C.Y. 2016 |
|  | 29年       | 108.1                                       | 2.2   | 108.7             | 2.4   | 94.1                   | -0.9  | 113.6                             | 0.4   | 122.4                     | 3.1  | C.Y. 2017 |
|  | 平成26年度    | 104.2                                       | -0.8  | 104.5             | -0.9  | 91.6                   | -4.0  | 111.2                             | 0.9   | 113.5                     | -0.4 | F.Y. 2014 |
|  | 27年度      | 105.2                                       | 1.0   | 105.5             | 1.0   | 93.8                   | 2.4   | 114.4                             | 2.9   | 117.6                     | 3.6  | F.Y. 2015 |
|  | 28年度      | 106.2                                       | 1.0   | 106.6             | 1.0   | 94.4                   | 0.6   | 112.2                             | -1.9  | 119.2                     | 1.4  | F.Y. 2016 |
|  | 平成28年 IV期 | 111.4                                       | 1.7   | 110.2             | 1.9   | 97.7                   | 0.4   | 112.7                             | -1.0  | 122.3                     | 2.2  | Q4 2016   |
|  | 平成29年 I期  | 105.4                                       | 1.5   | 106.3             | 1.5   | 92.4                   | -2.3  | 111.9                             | -3.3  | 119.0                     | 1.7  | Q1 2017   |
|  | II期       | 106.9                                       | 3.5   | 107.9             | 3.8   | 91.6                   | -0.8  | 113.5                             | 0.7   | 123.0                     | 4.0  | Q2        |
|  | III期      | 107.2                                       | 2.5   | 108.5             | 2.6   | 94.0                   | -1.5  | 112.7                             | 1.2   | 120.3                     | 2.8  | Q3        |
|  | IV期       | 113.0                                       | 1.4   | 111.9             | 1.5   | 98.4                   | 0.7   | 116.1                             | 3.0   | 127.2                     | 4.0  | Q4        |
|  | 平成28年 10月 | 109.8                                       | 0.4   | 110.6             | 0.5   | 95.2                   | -0.7  | 107.8                             | -3.4  | 118.5                     | -0.8 | Oct. 2016 |
|  | 11月       | 106.8                                       | 2.8   | 107.3             | 3.0   | 95.9                   | 3.0   | 108.9                             | 0.2   | 119.4                     | 3.6  | Nov.      |
|  | 12月       | 117.5                                       | 2.1   | 112.8             | 2.5   | 101.9                  | -1.0  | 121.4                             | 0.3   | 129.0                     | 3.8  | Dec.      |
|  | 平成29年 1月  | 100.0                                       | 2.1   | 100.7             | 2.1   | 84.3                   | -2.1  | 106.4                             | -0.8  | 116.8                     | 2.5  | Jan. 2017 |
|  | 2月        | 98.8  | -0.2  | 99.7              | -0.2  | 88.9                   | -3.9  | 108.2                             | -4.7  | 118.5                     | -0.7 | Feb.      |
|  | 3月        | 117.4                                       | 2.6   | 118.6             | 2.6   | 104.1                  | -1.0  | 121.1                             | -4.1  | 121.8                     | 3.3  | Mar.      |
| 4月   | 104.4     | 2.2   | 105.5 | 2.3               | 91.2  | -3.4                   | 112.8 | 1.3                               | 119.8 | 2.8                       | Apr. |           |
| 5月   | 107.1     | 5.1   | 108.1 | 5.2               | 88.4  | 1.5                    | 110.6 | 1.6                               | 120.7 | 5.3                       | May  |           |
| 6月   | 109.3     | 3.4   | 110.1 | 3.9               | 95.2  | -0.2                   | 117.1 | -0.7                              | 128.6 | 3.8                       | Jun. |           |
| 7月   | 108.9     | 2.4   | 110.1 | 2.6               | 93.5  | -1.8                   | 113.3 | 1.6                               | 120.6 | 2.7                       | Jul. |           |
| 8月   | 105.8     | 2.9   | 107.2 | 3.1               | 92.0  | -0.9                   | 111.9 | -0.6                              | 120.8 | 1.9                       | Aug. |           |
| 9月   | 106.9     | 2.1   | 108.2 | 2.3               | 96.5  | -1.6                   | 112.9 | 2.5                               | 119.5 | 3.8                       | Sep. |           |
| 10月  | 111.7     | 1.7   | 112.1 | 1.4               | 94.0  | -1.3                   | 113.6 | 5.4                               | 125.6 | 6.0                       | Oct. |           |
| 11月  | 109.3     | 2.3   | 110.0 | 2.5               | 96.4  | 0.5                    | 112.6 | 3.4                               | 124.7 | 4.4                       | Nov. |           |
| 12月  | 118.0     | 0.4   | 113.6 | 0.7               | 104.9 | 2.9                    | 122.2 | 0.7                               | 131.3 | 1.8                       | Dec. |           |

|  |           | 物品賃貸業(自動車賃貸業を含む)<br>Goods Rental and Leasing<br>(Include Automobile Rental and Leasing) |       | 事業者向け関連サービス<br>Business-related Services |       | 技術サービス業<br>Technical Services |       | 小売業<br>Retail Trade |       | 不動産業<br>Real Estate |      |           |
|--|-----------|---|-------|--|-------|-------------------------------|-------|---------------------|-------|---------------------|------|-----------|
|  |           | 伸び率(%)<br>%Change   |       | 伸び率(%)<br>%Change                        |       | 伸び率(%)<br>%Change             |       | 伸び率(%)<br>%Change   |       | 伸び率(%)<br>%Change   |      |           |
| ウエイト   |           | 262.6   |       | 749.1                                    |       | 209.9                         |       | 1028.1              |       | 794.3               |      | Weight    |
| 季節調整済指数・前月(期)比<br>Seasonally Adjusted Index / %Change From Previous Month(Quarter) | 平成28年 IV期 | 96.3  | 0.4   | 104.7                                    | -0.3  | 104.7                         | -3.6  | 99.9                | 0.3   | 104.1               | 0.1  | Q4 2016   |
|  | 平成29年 I期  | 96.2  | -0.1  | 107.5                                    | 2.7   | 112.9                         | 7.8   | 100.3               | 0.4   | 104.2               | 0.1  | Q1 2017   |
|  | II期       | 96.4  | 0.2   | 107.2                                    | -0.3  | 108.4                         | -4.0  | 100.9               | 0.6   | 104.4               | 0.2  | Q2        |
|  | III期      | 96.4  | 0.0   | 106.0                                    | -1.1  | 103.4                         | -4.6  | 100.7               | -0.2  | 104.4               | 0.0  | Q3        |
|  | IV期       | 97.0  | 0.6   | 107.9                                    | 1.8   | 105.7                         | 2.2   | 101.2               | 0.5   | 104.8               | 0.4  | Q4        |
|  | 平成28年 10月 | 96.6  | 0.3   | 103.9                                    | -2.2  | 100.2                         | -10.5 | 100.2               | 0.6   | 103.9               | -1.4 | Oct. 2016 |
|  | 11月       | 96.2  | -0.4  | 104.9                                    | 1.0   | 107.8                         | 7.6   | 100.2               | 0.0   | 104.0               | 0.1  | Nov.      |
|  | 12月       | 96.1  | -0.1  | 105.4                                    | 0.5   | 106.0                         | -1.7  | 99.3                | -0.9  | 104.3               | 0.3  | Dec.      |
|  | 平成29年 1月  | 96.2  | 0.1   | 106.6                                    | 1.1   | 110.2                         | 4.0   | 99.7                | 0.4   | 104.5               | 0.2  | Jan. 2017 |
|  | 2月        | 96.0  | -0.2  | 108.3                                    | 1.6   | 112.0                         | 1.6   | 100.6               | 0.9   | 104.0               | -0.5 | Feb.      |
|  | 3月        | 96.4  | 0.4   | 107.5                                    | -0.7  | 116.4                         | 3.9   | 100.7               | 0.1   | 104.0               | 0.0  | Mar.      |
|  | 4月        | 96.2  | -0.2  | 107.6                                    | 0.1   | 111.1                         | -4.6  | 101.2               | 0.5   | 105.2               | 1.2  | Apr.      |
|  | 5月        | 96.1  | -0.1  | 106.2                                    | -1.3  | 104.7                         | -5.8  | 100.8               | -0.4  | 104.5               | -0.7 | May       |
| 6月   | 97.0      | 0.9   | 107.8 | 1.5                                      | 109.5 | 4.6                           | 100.6 | -0.2                | 103.5 | -1.0                | Jun. |           |
| 7月   | 96.8      | -0.2  | 106.4 | -1.3                                     | 103.9 | -5.1                          | 101.2 | 0.6                 | 103.3 | -0.2                | Jul. |           |
| 8月   | 96.4      | -0.4  | 106.4 | 0.0                                      | 105.0 | 1.1                           | 100.2 | -1.0                | 104.5 | 1.2                 | Aug. |           |
| 9月   | 95.9      | -0.5  | 105.1 | -1.2                                     | 101.4 | -3.4                          | 100.6 | 0.4                 | 105.3 | 0.8                 | Sep. |           |
| 10月  | 96.6      | 0.7   | 108.0 | 2.8                                      | 105.5 | 4.0                           | 100.3 | -0.3                | 105.0 | -0.3                | Oct. |           |
| 11月  | 96.9      | 0.3   | 106.6 | -1.3                                     | 103.4 | -2.0                          | 102.0 | 1.7                 | 104.8 | -0.2                | Nov. |           |
| 12月  | 97.4      | 0.5   | 109.0 | 2.3                                      | 108.2 | 4.6                           | 101.2 | -0.8                | 104.6 | -0.2                | Dec. |           |
| 原指数・前年(同月・同期)比<br>Original Index / %Change From Previous Year                      | 平成27年     | 92.7  | 0.0   | 101.7                                    | 0.1   | 104.6                         | -3.1  | 100.4               | -1.4  | 103.2               | 0.7  | C.Y. 2015 |
|  | 28年       | 95.5  | 3.0   | 104.4                                    | 2.7   | 107.6                         | 2.9   | 99.7                | -0.7  | 103.8               | 0.6  | C.Y. 2016 |
|  | 29年       | 96.5  | 1.0   | 107.0                                    | 2.5   | 107.5                         | -0.1  | 100.7               | 1.0   | 104.4               | 0.6  | C.Y. 2017 |
|  | 平成26年度    | 92.3  | -1.9  | 101.6                                    | -1.4  | 106.7                         | -7.4  | 99.9                | -4.9  | 102.7               | -1.2 | F.Y. 2014 |
|  | 27年度      | 93.2  | 1.0   | 102.2                                    | 0.6   | 104.6                         | -2.0  | 100.2               | 0.3   | 103.2               | 0.5  | F.Y. 2015 |
|  | 28年度      | 96.0  | 3.0   | 105.4                                    | 3.1   | 109.1                         | 4.3   | 99.7                | -0.5  | 104.0               | 0.8  | F.Y. 2016 |
|  | 平成28年 IV期 | 97.1  | 3.5   | 101.6                                    | 2.5   | 93.0                          | 1.3   | 103.6               | 0.0   | 105.0               | 1.0  | Q4 2016   |
|  | 平成29年 I期  | 96.4  | 2.0   | 103.5                                    | 3.8   | 94.2                          | 6.7   | 99.1                | -0.1  | 103.8               | 0.8  | Q1 2017   |
|  | II期       | 94.2  | 1.2   | 111.2                                    | 2.6   | 126.0                         | -0.9  | 99.2                | 1.5   | 104.3               | 0.7  | Q2        |
|  | III期      | 97.6  | 0.4   | 108.9                                    | 0.7   | 116.0                         | -4.8  | 99.6                | 1.3   | 104.0               | 0.5  | Q3        |
|  | IV期       | 97.8  | 0.7   | 104.6                                    | 3.0   | 93.8                          | 0.9   | 105.0               | 1.4   | 105.7               | 0.7  | Q4        |
|  | 平成28年 10月 | 97.6  | 3.9   | 101.7                                    | 1.5   | 98.3                          | -2.0  | 97.6                | -0.5  | 103.3               | 0.4  | Oct. 2016 |
|  | 11月       | 96.7  | 3.6   | 101.0                                    | 2.9   | 92.1                          | 3.4   | 98.9                | 0.5   | 103.9               | -0.4 | Nov.      |
|  | 12月       | 96.9  | 2.9   | 102.0                                    | 3.1   | 88.5                          | 2.9   | 114.2               | -0.2  | 107.9               | 2.9  | Dec.      |
|  | 平成29年 1月  | 95.2  | 2.7   | 96.3                                     | 3.9   | 78.3                          | 5.1   | 98.6                | -0.4  | 100.7               | 1.0  | Jan. 2017 |
|  | 2月        | 95.1  | 1.7   | 100.1                                    | 3.7   | 86.7                          | 6.5   | 91.8                | -1.0  | 104.3               | 0.2  | Feb.      |
|  | 3月        | 98.9  | 1.5   | 114.1                                    | 3.9   | 117.5                         | 7.9   | 107.0               | 1.1   | 106.3               | 1.1  | Mar.      |
| 4月   | 93.6      | 1.3   | 115.9 | 1.4                                      | 147.5 | -2.1                          | 100.0 | 2.0                 | 104.5 | 1.5                 | Apr. |           |
| 5月   | 94.0      | 0.6   | 103.6 | 2.9                                      | 102.0 | -3.0                          | 99.5  | 1.2                 | 104.2 | 0.6                 | May  |           |
| 6月   | 94.9      | 1.4   | 114.2 | 3.5                                      | 128.6 | 2.4                           | 98.2  | 1.4                 | 104.2 | 0.1                 | Jun. |           |
| 7月   | 96.8      | 0.8   | 111.0 | 1.7                                      | 121.3 | -3.5                          | 104.9 | 1.5                 | 105.0 | 0.9                 | Jul. |           |
| 8月   | 98.2      | 0.9   | 106.4 | 2.1                                      | 110.1 | -1.7                          | 98.1  | 0.9                 | 101.9 | 0.4                 | Aug. |           |
| 9月   | 97.9      | -0.4  | 109.2 | -1.5                                     | 116.7 | -8.9                          | 95.7  | 1.4                 | 105.0 | 0.1                 | Sep. |           |
| 10月  | 97.7      | 0.1   | 106.1 | 4.3                                      | 102.6 | 4.4                           | 97.5  | -0.1                | 104.2 | 0.9                 | Oct. |           |
| 11月  | 97.4      | 0.7   | 102.7 | 1.7                                      | 88.5  | -3.9                          | 100.7 | 1.8                 | 104.7 | 0.8                 | Nov. |           |
| 12月  | 98.2      | 1.3   | 104.9 | 2.8                                      | 90.2  | 1.9                           | 116.8 | 2.3                 | 108.3 | 0.4                 | Dec. |           |

|  |           | 医療, 福祉                           |         | 生活娯楽関連サービス                            |         | 飲食店, 飲食サービス業               |         | 娯楽業                                |         | Weight    |
|--|-----------|----------------------------------|---------|---------------------------------------|---------|----------------------------|---------|------------------------------------|---------|-----------|
|  |           | Medical, Health Care and Welfare |         | Living and Amusement-related Services |         | Eating and Drinking Places |         | Services for Amusement and Hobbies |         |           |
|  |           | 伸び率 (%)                          | %Change | 伸び率 (%)                               | %Change | 伸び率 (%)                    | %Change | 伸び率 (%)                            | %Change |           |
| ウエイト   |           | 1235.4                           |         | 1163.5                                |         | 332.0                      |         | 275.2                              |         |           |
| 季節調整済指数・前月(期)比<br>Seasonally Adjusted Index / %Change From Previous Month(Quarter) | 平成28年 IV期 | 116.0                            | 0.4     | 97.7                                  | -1.1    | 102.2                      | 0.2     | 90.9                               | -3.2    | Q4 2016   |
|  | 平成29年 I期  | 116.6                            | 0.5     | 98.9                                  | 1.2     | 103.8                      | 1.6     | 91.0                               | 0.1     | Q1 2017   |
|  | II期       | 116.1                            | -0.4    | 99.7                                  | 0.8     | 103.7                      | -0.1    | 97.3                               | 6.9     | Q2        |
|  | III期      | 116.9                            | 0.7     | 98.5                                  | -1.2    | 103.6                      | -0.1    | 94.7                               | -2.7    | Q3        |
|  | IV期       | 117.3                            | 0.3     | 97.3                                  | -1.2    | 103.6                      | 0.0     | 90.9                               | -4.0    | Q4        |
|  | 平成28年 10月 | 115.8                            | 0.2     | 98.1                                  | -0.5    | 103.0                      | 0.9     | 92.4                               | -0.9    | Oct. 2016 |
|  | 11月       | 116.2                            | 0.3     | 96.9                                  | -1.2    | 102.4                      | -0.6    | 87.9                               | -4.9    | Nov.      |
|  | 12月       | 116.0                            | -0.2    | 98.2                                  | 1.3     | 101.3                      | -1.1    | 92.5                               | 5.2     | Dec.      |
|  | 平成29年 1月  | 117.2                            | 1.0     | 99.4                                  | 1.2     | 102.9                      | 1.6     | 92.3                               | -0.2    | Jan. 2017 |
|  | 2月        | 116.9                            | -0.3    | 99.8                                  | 0.4     | 105.1                      | 2.1     | 91.7                               | -0.7    | Feb.      |
|  | 3月        | 115.7                            | -1.0    | 97.4                                  | -2.4    | 103.3                      | -1.7    | 89.0                               | -2.9    | Mar.      |
|  | 4月        | 116.3                            | 0.5     | 99.9                                  | 2.6     | 102.5                      | -0.8    | 98.4                               | 10.6    | Apr.      |
|  | 5月        | 115.8                            | -0.4    | 99.6                                  | -0.3    | 103.9                      | 1.4     | 95.2                               | -3.3    | May       |
| 6月   | 116.2     | 0.3                              | 99.6    | 0.0                                   | 104.6   | 0.7                        | 98.2    | 3.2                                | Jun.    |           |
| 7月   | 116.2     | 0.0                              | 98.3    | -1.3                                  | 103.7   | -0.9                       | 95.3    | -3.0                               | Jul.    |           |
| 8月   | 117.5     | 1.1                              | 98.9    | 0.6                                   | 103.4   | -0.3                       | 93.8    | -1.6                               | Aug.    |           |
| 9月   | 117.1     | -0.3                             | 98.3    | -0.6                                  | 103.8   | 0.4                        | 95.0    | 1.3                                | Sep.    |           |
| 10月  | 116.8     | -0.3                             | 96.1    | -2.2                                  | 102.7   | -1.1                       | 90.0    | -5.3                               | Oct.    |           |
| 11月  | 117.0     | 0.2                              | 98.4    | 2.4                                   | 105.3   | 2.5                        | 91.2    | 1.3                                | Nov.    |           |
| 12月  | 118.0     | 0.9                              | 97.4    | -1.0                                  | 102.8   | -2.4                       | 91.4    | 0.2                                | Dec.    |           |
| 原指数・前年(同月・同期)比<br>Original Index / %Change From Previous Year                      | 平成27年     | 113.3                            | 2.5     | 100.8                                 | 0.1     | 103.0                      | 0.8     | 98.4                               | -1.3    | C.Y. 2015 |
|  | 28年       | 115.8                            | 2.2     | 99.0                                  | -1.8    | 102.1                      | -0.9    | 94.3                               | -4.2    | C.Y. 2016 |
|  | 29年       | 116.6                            | 0.7     | 98.4                                  | -0.6    | 103.5                      | 1.4     | 93.6                               | -0.7    | C.Y. 2017 |
|  | 平成26年度    | 111.3                            | 2.2     | 100.5                                 | -1.0    | 102.4                      | 1.1     | 99.0                               | -2.0    | F.Y. 2014 |
|  | 27年度      | 114.6                            | 3.0     | 100.4                                 | -0.1    | 102.8                      | 0.4     | 97.7                               | -1.3    | F.Y. 2015 |
|  | 28年度      | 115.6                            | 0.9     | 98.6                                  | -1.8    | 102.3                      | -0.5    | 93.2                               | -4.6    | F.Y. 2016 |
|  | 平成28年 IV期 | 116.5                            | 1.0     | 98.5                                  | -1.5    | 105.3                      | 0.5     | 82.1                               | -6.0    | Q4 2016   |
|  | 平成29年 I期  | 116.7                            | -0.5    | 92.8                                  | -1.6    | 104.1                      | 0.6     | 75.8                               | -5.4    | Q1 2017   |
|  | II期       | 116.2                            | 1.5     | 100.1                                 | 0.2     | 99.4                       | 1.8     | 107.7                              | 1.0     | Q2        |
|  | III期      | 116.3                            | 1.2     | 103.0                                 | -0.3    | 104.0                      | 1.8     | 109.4                              | 0.9     | Q3        |
|  | IV期       | 117.3                            | 0.7     | 97.7                                  | -0.8    | 106.4                      | 1.0     | 81.7                               | -0.5    | Q4        |
|  | 平成28年 10月 | 116.7                            | -0.3    | 99.4                                  | -1.3    | 98.8                       | 1.0     | 90.0                               | -5.2    | Oct. 2016 |
|  | 11月       | 116.1                            | 2.9     | 94.1                                  | -3.2    | 97.7                       | -0.5    | 75.8                               | -10.0   | Nov.      |
|  | 12月       | 116.6                            | 0.3     | 102.1                                 | -0.1    | 119.4                      | 0.8     | 80.4                               | -2.9    | Dec.      |
|  | 平成29年 1月  | 115.5                            | 2.0     | 94.9                                  | -0.4    | 114.7                      | 0.3     | 77.3                               | -3.5    | Jan. 2017 |
|  | 2月        | 113.3                            | -2.7    | 84.6                                  | -2.9    | 88.3                       | -1.0    | 67.1                               | -5.6    | Feb.      |
|  | 3月        | 121.3                            | -0.8    | 98.8                                  | -1.6    | 109.2                      | 2.2     | 83.0                               | -7.0    | Mar.      |
|  | 4月        | 113.5                            | 0.2     | 99.7                                  | 1.1     | 99.5                       | 2.2     | 106.3                              | 4.3     | Apr.      |
|  | 5月        | 117.1                            | 3.3     | 106.7                                 | 0.2     | 110.5                      | 1.0     | 115.1                              | -0.8    | May       |
| 6月   | 117.9     | 0.9                              | 94.0    | -0.5                                  | 88.1    | 2.6                        | 101.6   | -0.4                               | Jun.    |           |
| 7月   | 117.2     | 1.0                              | 101.4   | -1.0                                  | 99.9    | 1.4                        | 109.9   | -2.2                               | Jul.    |           |
| 8月   | 116.5     | 1.0                              | 110.8   | 0.5                                   | 120.3   | 1.9                        | 112.8   | 2.8                                | Aug.    |           |
| 9月   | 115.2     | 1.6                              | 96.9    | -0.2                                  | 91.9    | 2.2                        | 105.4   | 2.2                                | Sep.    |           |
| 10月  | 118.3     | 1.4                              | 96.3    | -3.1                                  | 97.3    | -1.5                       | 86.7    | -3.7                               | Oct.    |           |
| 11月  | 116.5     | 0.3                              | 95.5    | 1.5                                   | 100.4   | 2.8                        | 78.6    | 3.7                                | Nov.    |           |
| 12月  | 117.1     | 0.4                              | 101.4   | -0.7                                  | 121.6   | 1.8                        | 79.7    | -0.9                               | Dec.    |           |



主要業種別指数時系列表 Time Series Data of Indices of Key Industries  
(再編集系列)

平成22年=100  
2010 Average=100

|  |           | 設備型サービス<br>Capital Input Type Services |       | 人手型サービス<br>Labor Input Type Services |       | 製造業依存型<br>事業所向けサービス<br>Manufacturing-dependent<br>Business Services |       | 非製造業依存型<br>事業所向けサービス<br>Non-manufacturing-dependent<br>Business Services |      | Weight    |
|--|-----------|--|-------|--------------------------------------|-------|---|-------|--|------|-----------|
|  |           | 伸び率(%)<br>%Change                      |       | 伸び率(%)<br>%Change                    |       | 伸び率(%)<br>%Change   |       | 伸び率(%)<br>%Change  |      |           |
|  |           | ウエイト<br>2002.9                         |       | 7997.1                               |       | 1281.0  |       | 3891.0   |      |           |
| 季節調整済指数・前月(期)比<br>Seasonally Adjusted Index / %Change From Previous Month(Quarter) | 平成28年 Ⅳ期  | 105.1                                  | 0.4   | 103.9                                | 0.2   | 97.2  | -0.2  | 105.7  | 0.5  | Q4 2016   |
|  | 平成29年 Ⅰ期  | 105.5                                  | 0.4   | 103.4                                | -0.5  | 93.8  | -3.5  | 106.3  | 0.6  | Q1 2017   |
|  | Ⅱ期        | 105.5                                  | 0.0   | 104.9                                | 1.5   | 96.7  | 3.1   | 107.3  | 0.9  | Q2        |
|  | Ⅲ期        | 105.6                                  | 0.1   | 104.5                                | -0.4  | 95.9  | -0.8  | 106.7  | -0.6 | Q3        |
|  | Ⅳ期        | 106.2                                  | 0.6   | 105.2                                | 0.7   | 96.3  | 0.4   | 108.4  | 1.6  | Q4        |
|  | 平成28年 10月 | 105.1                                  | 0.2   | 103.9                                | 0.2   | 97.5  | 0.3   | 105.2  | -0.1 | Oct. 2016 |
|  | 11月       | 105.0                                  | -0.1  | 104.1                                | 0.2   | 97.6  | 0.1   | 106.1  | 0.9  | Nov.      |
|  | 12月       | 105.2                                  | 0.2   | 103.8                                | -0.3  | 96.4  | -1.2  | 105.7  | -0.4 | Dec.      |
|  | 平成29年 1月  | 105.1                                  | -0.1  | 103.6                                | -0.2  | 93.4  | -3.1  | 106.5  | 0.8  | Jan. 2017 |
|  | 2月        | 105.6                                  | 0.5   | 103.8                                | 0.2   | 92.1  | -1.4  | 106.9  | 0.4  | Feb.      |
|  | 3月        | 105.7                                  | 0.1   | 102.9                                | -0.9  | 96.0  | 4.2   | 105.5  | -1.3 | Mar.      |
|  | 4月        | 105.5                                  | -0.2  | 105.2                                | 2.2   | 96.2  | 0.2   | 107.2  | 1.6  | Apr.      |
| 5月   | 105.4     | -0.1                                   | 104.9 | -0.3                                 | 96.9  | 0.7   | 107.3 | 0.1  | May  |           |
| 6月   | 105.5     | 0.1                                    | 104.6 | -0.3                                 | 97.0  | 0.1   | 107.5 | 0.2  | Jun. |           |
| 7月   | 105.8     | 0.3                                    | 104.7 | 0.1                                  | 96.4  | -0.6  | 106.9 | -0.6   | Jul. |           |
| 8月   | 105.8     | 0.0                                    | 104.2 | -0.5                                 | 96.8  | 0.4   | 106.7 | -0.2   | Aug. |           |
| 9月   | 105.2     | -0.6                                   | 104.7 | 0.5                                  | 94.5  | -2.4  | 106.6 | -0.1   | Sep. |           |
| 10月  | 105.6     | 0.4                                    | 104.4 | -0.3                                 | 94.4  | -0.1  | 107.8 | 1.1  | Oct. |           |
| 11月  | 106.4     | 0.8                                    | 105.7 | 1.2                                  | 97.4  | 3.2   | 108.8 | 0.9  | Nov. |           |
| 12月  | 106.6     | 0.2                                    | 105.4 | -0.3                                 | 97.2  | -0.2  | 108.6 | -0.2   | Dec. |           |
| 原指数・前年(同年)同期比<br>Original Index / %Change From Previous Year                       | 平成27年     | 102.9                                  | 0.6   | 103.3                                | 1.0   | 94.9  | 0.5   | 103.8  | 1.2  | C.Y. 2015 |
|  | 28年       | 104.5                                  | 1.6   | 103.8                                | 0.5   | 96.6  | 1.8   | 105.2  | 1.3  | C.Y. 2016 |
|  | 29年       | 105.7                                  | 1.1   | 104.4                                | 0.6   | 95.9  | -0.7  | 107.1  | 1.8  | C.Y. 2017 |
|  | 平成26年度    | 102.3                                  | 0.4   | 102.1                                | -1.4  | 93.7  | -3.0  | 102.5  | -1.0 | F.Y. 2014 |
|  | 27年度      | 103.3                                  | 1.0   | 103.6                                | 1.5   | 95.1  | 1.5   | 104.2  | 1.7  | F.Y. 2015 |
|  | 28年度      | 104.8                                  | 1.5   | 103.6                                | 0.0   | 96.2  | 1.2   | 105.6  | 1.3  | F.Y. 2016 |
|  | 平成28年 Ⅳ期  | 105.6                                  | 1.9   | 104.9                                | 0.3   | 98.6  | 1.9   | 106.5  | 1.2  | Q4 2016   |
|  | 平成29年 Ⅰ期  | 105.8                                  | 1.1   | 103.4                                | -0.6  | 97.9  | -1.4  | 106.6  | 1.2  | Q1 2017   |
|  | Ⅱ期        | 104.3                                  | 1.3   | 103.4                                | 1.2   | 92.3  | 0.4   | 105.9  | 2.1  | Q2        |
|  | Ⅲ期        | 105.9                                  | 1.0   | 104.7                                | 0.6   | 95.0  | -1.5  | 106.9  | 1.4  | Q3        |
|  | Ⅳ期        | 106.7                                  | 1.0   | 106.2                                | 1.2   | 98.3  | -0.3  | 109.0  | 2.3  | Q4        |
|  | 平成28年 10月 | 105.4                                  | 2.0   | 102.0                                | -0.8  | 98.0  | 1.0   | 103.1  | 0.2  | Oct. 2016 |
|  | 11月       | 104.8                                  | 1.6   | 101.7                                | 1.3   | 96.9  | 3.7   | 103.5  | 2.5  | Nov.      |
|  | 12月       | 106.5                                  | 2.1   | 111.1                                | 0.4   | 101.0   | 0.9   | 113.0  | 1.3  | Dec.      |
|  | 平成29年 1月  | 106.4                                  | 1.2   | 97.6                                 | 0.4   | 90.0  | -1.3  | 99.0   | 1.9  | Jan. 2017 |
|  | 2月        | 104.0                                  | 0.6   | 97.1                                 | -2.0  | 92.8  | -3.2  | 101.0  | 0.2  | Feb.      |
|  | 3月        | 107.0                                  | 1.3   | 115.4                                | -0.3  | 111.0   | 0.2   | 119.7  | 1.6  | Mar.      |
|  | 4月        | 104.3                                  | 1.8   | 102.5                                | 0.6   | 90.8  | -0.4  | 105.2  | 0.8  | Apr.      |
| 5月   | 104.6     | 1.0                                    | 102.2 | 2.2                                  | 89.2  | 1.7   | 102.4 | 3.1  | May  |           |
| 6月   | 104.0     | 1.1                                    | 105.6 | 0.9                                  | 97.0  | 0.1   | 110.0 | 2.3  | Jun. |           |
| 7月   | 106.7     | 1.3                                    | 104.8 | 0.9                                  | 95.0  | -1.0  | 106.0 | 1.9  | Jul. |           |
| 8月   | 106.3     | 1.0                                    | 103.6 | 0.5                                  | 92.5  | -1.0  | 104.2 | 1.3  | Aug. |           |
| 9月   | 104.6     | 0.4                                    | 105.7 | 0.5                                  | 97.5  | -2.3  | 110.4 | 1.0  | Sep. |           |
| 10月  | 105.7     | 0.3                                    | 103.0 | 1.0                                  | 95.9  | -2.1  | 105.8 | 2.6  | Oct. |           |
| 11月  | 106.2     | 1.3                                    | 103.3 | 1.6                                  | 96.8  | -0.1  | 106.1 | 2.5  | Nov. |           |
| 12月  | 108.1     | 1.5                                    | 112.2 | 1.0                                  | 102.3 | 1.3   | 115.0 | 1.8  | Dec. |           |

(注) 再編集系列は、通常の業種分類とは別に、末端系列の属性等により分類し総合化した特掲分類です。  
各再編集系列の概要及び各再編集系列に含まれる末端分類については、HP掲載の「再編集系列の概要及び内訳一覧」をご覧ください。

主要業種別指数時系列表 Time Series Data of Indices of Key Industries  
(再編集系列)

平成22年=100  
2010 Average=100

|  |           | 産業使用者向け卸売業<br>Wholesale Trade for Industrial user |                   | 小売業向け卸売業<br>Wholesale Trade for Retailers |                   | 消費向けサービス<br>Private Consumption Services |                   | 投資向けサービス<br>Private Capital Investment Services |                   | 観光関連産業<br>Tourism Industry |      | Weight    |
|--|-----------|---|-------------------|---|-------------------|--|-------------------|---|-------------------|----------------------------|------|-----------|
|  |           | 伸び率(%)<br>%Change                                 | 伸び率(%)<br>%Change | 伸び率(%)<br>%Change                         | 伸び率(%)<br>%Change | 伸び率(%)<br>%Change                        | 伸び率(%)<br>%Change | 伸び率(%)<br>%Change                               | 伸び率(%)<br>%Change |                            |      |           |
| ウエイト   |           | 847.7   |                   | 681.3                                     |                   | 4846.2                                   |                   | 909.6   |                   | 536.4                      |      |           |
| 季節調整済指数・前月(期)比<br>Seasonally Adjusted Index / %Change From Previous Month(Quarter) | 平成28年 IV期 | 94.8  | -0.7              | 95.0                                      | -0.7              | 104.7                                    | 0.1               | 100.8   | -0.1              | 106.0                      | 0.9  | Q4 2016   |
|  | 平成29年 I期  | 90.0  | -5.1              | 94.8                                      | -0.2              | 104.6                                    | -0.1              | 100.2   | -0.6              | 107.2                      | 1.1  | Q1 2017   |
|  | II期       | 92.3  | 2.6               | 96.9                                      | 2.2               | 105.5                                    | 0.9               | 102.8   | 2.6               | 107.9                      | 0.7  | Q2        |
|  | III期      | 92.3  | 0.0               | 96.6                                      | -0.3              | 105.5                                    | 0.0               | 99.2  | -3.5              | 106.0                      | -1.8 | Q3        |
|  | IV期       | 93.2  | 1.0               | 97.7                                      | 1.1               | 105.6                                    | 0.1               | 100.7   | 1.5               | 108.0                      | 1.9  | Q4        |
|  | 平成28年 10月 | 95.1  | 0.5               | 94.9                                      | 0.3               | 104.7                                    | 0.0               | 100.9   | 0.0               | 106.1                      | 0.0  | Oct. 2016 |
|  | 11月       | 95.3  | 0.2               | 95.6                                      | 0.7               | 104.7                                    | 0.0               | 101.1   | 0.2               | 105.8                      | -0.3 | Nov.      |
|  | 12月       | 94.0  | -1.4              | 94.4                                      | -1.3              | 104.7                                    | 0.0               | 100.5   | -0.6              | 106.1                      | 0.3  | Dec.      |
|  | 平成29年 1月  | 89.8  | -4.5              | 94.7                                      | 0.3               | 104.9                                    | 0.2               | 100.2   | -0.3              | 106.6                      | 0.5  | Jan. 2017 |
|  | 2月        | 88.3  | -1.7              | 94.1                                      | -0.6              | 105.0                                    | 0.1               | 101.9   | 1.7               | 107.7                      | 1.0  | Feb.      |
|  | 3月        | 91.8  | 4.0               | 95.6                                      | 1.6               | 103.8                                    | -1.1              | 98.6  | -3.2              | 107.2                      | -0.5 | Mar.      |
|  | 4月        | 91.9  | 0.1               | 94.7                                      | -0.9              | 106.1                                    | 2.2               | 107.0   | 8.5               | 108.5                      | 1.2  | Apr.      |
|  | 5月        | 92.1  | 0.2               | 98.1                                      | 3.6               | 105.5                                    | -0.6              | 99.8  | -6.7              | 107.4                      | -1.0 | May       |
| 6月   | 93.0      | 1.0   | 98.0              | -0.1                                      | 104.9             | -0.6                                     | 101.6             | 1.8   | 107.8             | 0.4                        | Jun. |           |
| 7月   | 91.9      | -1.2  | 96.6              | -1.4                                      | 105.7             | 0.8                                      | 99.4              | -2.2  | 107.4             | -0.4                       | Jul. |           |
| 8月   | 93.9      | 2.2   | 97.4              | 0.8                                       | 105.0             | -0.7                                     | 99.8              | 0.4   | 104.4             | -2.8                       | Aug. |           |
| 9月   | 91.1      | -3.0  | 95.7              | -1.7                                      | 105.8             | 0.8                                      | 98.5              | -1.3  | 106.1             | 1.6                        | Sep. |           |
| 10月  | 90.4      | -0.8  | 96.0              | 0.3                                       | 104.8             | -0.9                                     | 99.3              | 0.8   | 107.7             | 1.5                        | Oct. |           |
| 11月  | 93.9      | 3.9   | 98.2              | 2.3                                       | 106.5             | 1.6                                      | 99.0              | -0.3  | 108.1             | 0.4                        | Nov. |           |
| 12月  | 95.3      | 1.5   | 99.0              | 0.8                                       | 105.4             | -1.0                                     | 103.7             | 4.7   | 108.1             | 0.0                        | Dec. |           |
| 原指数・前年(同年・同期)比<br>Original Index / %Change From Previous Year                      | 平成27年     | 91.3  | 1.4               | 96.1                                      | 0.4               | 104.9                                    | 0.8               | 99.2  | -0.8              | 105.6                      | 2.3  | C.Y. 2015 |
|  | 28年       | 94.2  | 3.2               | 96.0                                      | -0.1              | 104.9                                    | 0.0               | 100.3   | 1.1               | 105.9                      | 0.3  | C.Y. 2016 |
|  | 29年       | 92.1  | -2.2              | 96.6                                      | 0.6               | 105.2                                    | 0.3               | 100.6   | 0.3               | 107.4                      | 1.4  | C.Y. 2017 |
|  | 平成26年度    | 89.0  | -4.8              | 94.9                                      | -2.9              | 103.9                                    | -0.7              | 99.0  | -4.5              | 103.1                      | -0.1 | F.Y. 2014 |
|  | 27年度      | 91.6  | 2.9               | 96.4                                      | 1.6               | 105.1                                    | 1.2               | 98.8  | -0.2              | 105.9                      | 2.7  | F.Y. 2015 |
|  | 28年度      | 93.6  | 2.2               | 95.5                                      | -0.9              | 104.6                                    | -0.5              | 100.9   | 2.1               | 106.1                      | 0.2  | F.Y. 2016 |
|  | 平成28年 IV期 | 96.2  | 2.1               | 99.5                                      | -1.7              | 105.8                                    | -0.1              | 96.3  | 1.9               | 107.3                      | 0.4  | Q4 2016   |
|  | 平成29年 I期  | 93.1  | -2.3              | 91.6                                      | -2.0              | 103.3                                    | -1.1              | 104.9   | 2.0               | 101.8                      | 0.7  | Q1 2017   |
|  | II期       | 88.2  | -1.8              | 95.8                                      | 0.5               | 104.8                                    | 0.9               | 98.7  | 1.1               | 105.8                      | 2.2  | Q2        |
|  | III期      | 92.2  | -3.3              | 96.3                                      | 0.8               | 106.2                                    | 0.9               | 102.4   | -2.0              | 113.0                      | 1.2  | Q3        |
|  | IV期       | 95.0  | -1.2              | 102.7                                     | 3.2               | 106.6                                    | 0.8               | 96.3  | 0.0               | 108.9                      | 1.5  | Q4        |
|  | 平成28年 10月 | 95.0  | 2.2               | 95.5                                      | -4.0              | 103.7                                    | -0.7              | 91.3  | 1.4               | 109.9                      | -0.5 | Oct. 2016 |
|  | 11月       | 95.5  | 4.0               | 96.4                                      | 1.7               | 103.2                                    | 0.1               | 91.6  | 3.5               | 105.5                      | 0.2  | Nov.      |
|  | 12月       | 98.1  | 0.3               | 106.7                                     | -2.3              | 110.4                                    | 0.3               | 106.1   | 1.0               | 106.5                      | 1.3  | Dec.      |
|  | 平成29年 1月  | 85.1  | -2.6              | 83.3                                      | -1.4              | 102.2                                    | 0.3               | 84.0  | 1.9               | 99.4                       | 0.3  | Jan. 2017 |
|  | 2月        | 89.2  | -4.0              | 88.4                                      | -3.8              | 98.0                                     | -2.3              | 90.1  | 1.5               | 95.4                       | -0.3 | Feb.      |
|  | 3月        | 105.0   | -0.7              | 103.0                                     | -1.2              | 109.8                                    | -1.3              | 140.7   | 2.6               | 110.6                      | 2.0  | Mar.      |
| 4月   | 87.4      | -2.2  | 96.0              | -4.6                                      | 104.1             | 1.2                                      | 97.9              | 0.9   | 104.5             | 1.9                        | Apr. |           |
| 5月   | 83.8      | -1.2  | 94.0              | 4.6                                       | 106.5             | 1.2                                      | 87.0              | 0.9   | 109.2             | 3.0                        | May  |           |
| 6月   | 93.4      | -2.0  | 97.5              | 2.2                                       | 103.7             | 0.1                                      | 111.2             | 1.4   | 103.8             | 1.9                        | Jun. |           |
| 7月   | 91.1      | -3.8  | 96.6              | 0.7                                       | 107.4             | 0.9                                      | 95.8              | -1.7  | 111.8             | 1.5                        | Jul. |           |
| 8月   | 89.2      | -2.3  | 95.5              | 0.8                                       | 107.2             | 0.5                                      | 93.1              | -1.0  | 120.2             | 1.4                        | Aug. |           |
| 9月   | 96.4      | -3.4  | 96.7              | 0.7                                       | 103.9             | 1.0                                      | 118.2             | -3.1  | 107.1             | 0.7                        | Sep. |           |
| 10月  | 91.1      | -4.1  | 97.6              | 2.2                                       | 103.9             | 0.2                                      | 90.5              | -0.9  | 110.9             | 0.9                        | Oct. |           |
| 11月  | 94.2      | -1.4  | 99.0              | 2.7                                       | 105.0             | 1.7                                      | 89.7              | -2.1  | 108.3             | 2.7                        | Nov. |           |
| 12月  | 99.6      | 1.5   | 111.4             | 4.4                                       | 111.0             | 0.5                                      | 108.7             | 2.5   | 107.6             | 1.0                        | Dec. |           |

(注) 再編集系列は、通常の業種分類とは別に、末端系列の属性等により分類し総合化した特掲分類です。  
各再編集系列の概要及び各再編集系列に含まれる末端分類については、HP掲載の「再編集系列の概要及び内訳一覧」をご覧ください。

主要業種別指数時系列表 Time Series Data of Indices of Key Industries  
(再編集系列)

平成22年 =100  
2010 Average=100

|  |           | スポーツ関連産業                |       | 飲食関連産業                              |      | 自動車関連産業                         |       | 資金提供関連産業                 |       | 建設関連産業                        |       |           |
|--|-----------|-------------------------|-------|-------------------------------------|------|---------------------------------|-------|--------------------------|-------|-------------------------------|-------|-----------|
|  |           | Sports-related Industry |       | Food and Beverages-related Industry |      | Motor Vehicles-related Industry |       | Funding-related Industry |       | Construction-related Industry |       |           |
|  |           | 伸び率(%)                  |       | 伸び率(%)                              |      | 伸び率(%)                          |       | 伸び率(%)                   |       | 伸び率(%)                        |       |           |
|  |           | %Change                 |       | %Change                             |      | %Change                         |       | %Change                  |       | %Change                       |       |           |
|  | ウエイト      | 102.1                   |       | 706.6                               |      | 362.8                           |       | 531.3                    |       | 269.1                         |       | Weight    |
| 季節調整済指数・前月(期)比<br>Seasonally Adjusted Index / %Change From Previous Month(Quarter) | 平成28年 IV期 | 96.5                    | -7.7  | 100.4                               | -0.5 | 98.9                            | 1.4   | 105.2                    | 0.7   | 102.0                         | -3.6  | Q4 2016   |
|  | 平成29年 I期  | 102.8                   | 6.5   | 101.2                               | 0.8  | 98.0                            | -0.9  | 105.9                    | 0.7   | 106.1                         | 4.0   | Q1 2017   |
|  | II期       | 108.7                   | 5.7   | 101.3                               | 0.1  | 98.3                            | 0.3   | 106.3                    | 0.4   | 106.2                         | 0.1   | Q2        |
|  | III期      | 106.7                   | -1.8  | 101.1                               | -0.2 | 98.0                            | -0.3  | 107.0                    | 0.7   | 101.4                         | -4.5  | Q3        |
|  | IV期       | 101.2                   | -5.2  | 101.0                               | -0.1 | 98.4                            | 0.4   | 107.4                    | 0.4   | 103.8                         | 2.4   | Q4        |
|  | 平成28年 10月 | 97.6                    | -4.6  | 100.8                               | 0.1  | 100.7                           | 2.7   | 105.1                    | 0.3   | 100.8                         | -8.6  | Oct. 2016 |
|  | 11月       | 93.7                    | -4.0  | 100.4                               | -0.4 | 98.2                            | -2.5  | 105.3                    | 0.2   | 103.1                         | 2.3   | Nov.      |
|  | 12月       | 98.2                    | 4.8   | 100.0                               | -0.4 | 97.7                            | -0.5  | 105.3                    | 0.0   | 102.0                         | -1.1  | Dec.      |
|  | 平成29年 1月  | 105.7                   | 7.6   | 101.3                               | 1.3  | 98.8                            | 1.1   | 105.5                    | 0.2   | 106.2                         | 4.1   | Jan. 2017 |
|  | 2月        | 109.6                   | 3.7   | 100.7                               | -0.6 | 97.9                            | -0.9  | 106.0                    | 0.5   | 105.1                         | -1.0  | Feb.      |
|  | 3月        | 93.1                    | -15.1 | 101.7                               | 1.0  | 97.2                            | -0.7  | 106.1                    | 0.1   | 107.1                         | 1.9   | Mar.      |
|  | 4月        | 112.3                   | 20.6  | 101.0                               | -0.7 | 99.3                            | 2.2   | 105.9                    | -0.2  | 112.8                         | 5.3   | Apr.      |
|  | 5月        | 104.1                   | -7.3  | 101.7                               | 0.7  | 97.5                            | -1.8  | 106.3                    | 0.4   | 101.5                         | -10.0 | May       |
| 6月   | 109.7     | 5.4                     | 101.3 | -0.4                                | 98.1 | 0.6                             | 106.7 | 0.4                      | 104.4 | 2.9                           | Jun.  |           |
| 7月   | 107.1     | -2.4                    | 101.4 | 0.1                                 | 97.5 | -0.6                            | 106.8 | 0.1                      | 101.4 | -2.9                          | Jul.  |           |
| 8月   | 106.1     | -0.9                    | 101.3 | -0.1                                | 98.6 | 1.1                             | 107.0 | 0.2                      | 101.8 | 0.4                           | Aug.  |           |
| 9月   | 106.9     | 0.8                     | 100.5 | -0.8                                | 97.9 | -0.7                            | 107.1 | 0.1                      | 100.9 | -0.9                          | Sep.  |           |
| 10月  | 96.4      | -9.8                    | 100.8 | 0.3                                 | 97.4 | -0.5                            | 107.4 | 0.3                      | 105.1 | 4.2                           | Oct.  |           |
| 11月  | 104.4     | 8.3                     | 102.0 | 1.2                                 | 99.0 | 1.6                             | 107.4 | 0.0                      | 101.6 | -3.3                          | Nov.  |           |
| 12月  | 102.7     | -1.6                    | 100.2 | -1.8                                | 98.9 | -0.1                            | 107.5 | 0.1                      | 104.7 | 3.1                           | Dec.  |           |
| 原指数・前年(同年・同期)比<br>Original Index / %Change From Previous Year                      | 平成27年     | 103.9                   | 2.5   | 102.0                               | -0.2 | 96.6                            | -1.2  | 100.9                    | 1.1   | 103.3                         | -3.9  | C.Y. 2015 |
|  | 28年       | 104.1                   | 0.2   | 100.9                               | -1.1 | 97.2                            | 0.6   | 103.9                    | 3.0   | 104.3                         | 1.0   | C.Y. 2016 |
|  | 29年       | 105.2                   | 1.1   | 101.2                               | 0.3  | 98.1                            | 0.9   | 106.6                    | 2.6   | 104.4                         | 0.1   | C.Y. 2017 |
|  | 平成26年度    | 102.1                   | 2.2   | 101.7                               | -1.4 | 96.2                            | -5.3  | 99.8                     | -0.5  | 105.5                         | -12.4 | F.Y. 2014 |
|  | 27年度      | 104.6                   | 2.4   | 101.8                               | 0.1  | 96.3                            | 0.1   | 101.4                    | 1.6   | 102.7                         | -2.7  | F.Y. 2015 |
|  | 28年度      | 103.0                   | -1.5  | 100.8                               | -1.0 | 97.6                            | 1.3   | 104.8                    | 3.4   | 105.2                         | 2.4   | F.Y. 2016 |
|  | 平成28年 IV期 | 72.3                    | -6.9  | 104.7                               | -0.9 | 98.0                            | 2.5   | 105.0                    | 3.7   | 97.7                          | 0.7   | Q4 2016   |
|  | 平成29年 I期  | 56.5                    | -7.1  | 99.7                                | -0.4 | 101.2                           | 1.6   | 106.0                    | 3.3   | 90.2                          | 4.3   | Q1 2017   |
|  | II期       | 143.9                   | 2.3   | 98.4                                | 0.5  | 95.8                            | 2.2   | 106.4                    | 2.8   | 118.1                         | 0.0   | Q2        |
|  | III期      | 145.2                   | 1.8   | 101.4                               | 0.5  | 97.8                            | 0.4   | 106.9                    | 2.4   | 109.7                         | -4.4  | Q3        |
|  | IV期       | 75.0                    | 3.7   | 105.3                               | 0.6  | 97.6                            | -0.4  | 107.2                    | 2.1   | 99.4                          | 1.7   | Q4        |
|  | 平成28年 10月 | 92.3                    | -7.2  | 97.9                                | -0.8 | 97.3                            | 1.9   | 104.7                    | 3.8   | 97.6                          | -3.4  | Oct. 2016 |
|  | 11月       | 69.4                    | -8.6  | 97.0                                | -1.7 | 97.8                            | 3.2   | 105.1                    | 4.0   | 95.2                          | -0.8  | Nov.      |
|  | 12月       | 55.2                    | -4.2  | 119.2                               | -0.4 | 98.9                            | 2.6   | 105.3                    | 3.4   | 100.4                         | 6.7   | Dec.      |
|  | 平成29年 1月  | 52.2                    | 1.6   | 105.0                               | -0.5 | 94.7                            | 3.0   | 105.9                    | 3.2   | 70.4                          | 5.5   | Jan. 2017 |
|  | 2月        | 44.6                    | -3.3  | 89.3                                | -1.8 | 96.5                            | -0.1  | 105.9                    | 3.5   | 88.1                          | 0.7   | Feb.      |
|  | 3月        | 72.8                    | -14.4 | 104.7                               | 0.7  | 112.5                           | 1.9   | 106.2                    | 3.1   | 112.0                         | 6.5   | Mar.      |
| 4月   | 136.8     | 5.9                     | 98.3  | 0.8                                 | 96.1 | 3.2                             | 106.1 | 2.9                      | 135.1 | -0.5                          | Apr.  |           |
| 5月   | 158.6     | 1.8                     | 104.5 | 0.0                                 | 94.2 | 1.6                             | 106.2 | 2.6                      | 99.7  | -1.4                          | May   |           |
| 6月   | 136.2     | -0.5                    | 92.3  | 0.5                                 | 97.1 | 1.8                             | 106.9 | 2.8                      | 119.5 | 1.8                           | Jun.  |           |
| 7月   | 144.1     | -3.2                    | 100.9 | 0.2                                 | 99.0 | 0.6                             | 107.0 | 2.6                      | 117.4 | -2.2                          | Jul.  |           |
| 8月   | 145.4     | 5.3                     | 110.2 | 0.5                                 | 96.4 | 1.2                             | 106.8 | 2.4                      | 99.9  | -1.6                          | Aug.  |           |
| 9月   | 146.2     | 3.8                     | 93.0  | 0.6                                 | 98.0 | -0.4                            | 107.0 | 2.2                      | 111.8 | -9.1                          | Sep.  |           |
| 10月  | 90.8      | -1.6                    | 97.2  | -0.7                                | 94.5 | -2.9                            | 107.0 | 2.2                      | 102.0 | 4.5                           | Oct.  |           |
| 11月  | 76.9      | 10.8                    | 98.5  | 1.5                                 | 98.6 | 0.8                             | 107.2 | 2.0                      | 94.0  | -1.3                          | Nov.  |           |
| 12月  | 57.2      | 3.6                     | 120.2 | 0.8                                 | 99.8 | 0.9                             | 107.5 | 2.1                      | 102.3 | 1.9                           | Dec.  |           |

(注) 再編集系列は、通常の業種分類とは別に、末端系列の属性等により分類し総合化した掲掲分類です。  
各再編集系列の概要及び各再編集系列に含まれる末端分類については、HP掲載の「再編集系列の概要及び内訳一覧」をご覧ください。

主要業種別指数時系列表 Time Series Data of Indices of Key Industries  
(再編集系列)

平成22年 =100  
2010 Average=100

|  |           | コンテンツ関連産業<br>Content-related Industry |                   | 高齢者世帯<br>特化サービス<br>Elderly Households Peculiar<br>Services |                   | グローバル出荷(海外<br>出荷)指数連動サービ<br>Global Shipment Index-linked<br>Services |                   | 3次総合<br>(除く卸売業、小売業)<br>Tertiary Industry (except<br>Wholesale and Retail Trade) |      | Weight    |
|--|-----------|---------------------------------------|-------------------|--|-------------------|--|-------------------|---|------|-----------|
|  |           | 伸び率(%)<br>%Change                     | 伸び率(%)<br>%Change | 伸び率(%)<br>%Change  | 伸び率(%)<br>%Change | 伸び率(%)<br>%Change  | 伸び率(%)<br>%Change |   |      |           |
| ウエイト   |           | 283.0                                 |                   | 2575.8   |                   | 1560.7   |                   | 7442.9  |      | Weight    |
| 季節調整済指数・前月(期)比<br>Seasonally Adjusted Index / %Change From Previous Month(Quarter) | 平成28年 IV期 | 87.2                                  | 1.6               | 108.5  | 0.3               | 101.9  | -0.2              | 106.6   | 0.3  | Q4 2016   |
|  | 平成29年 I期  | 85.9                                  | -1.5              | 108.5  | 0.0               | 99.4   | -2.5              | 106.8   | 0.2  | Q1 2017   |
|  | II期       | 87.2                                  | 1.5               | 108.9  | 0.4               | 102.0  | 2.6               | 107.7   | 0.8  | Q2        |
|  | III期      | 87.4                                  | 0.2               | 108.9  | 0.0               | 101.5  | -0.5              | 107.4   | -0.3 | Q3        |
|  | IV期       | 88.4                                  | 1.1               | 108.7  | -0.2              | 102.2  | 0.7               | 107.9   | 0.5  | Q4        |
|  | 平成28年 10月 | 86.9                                  | 0.7               | 108.3  | 0.0               | 101.8  | 0.1               | 106.4   | 0.1  | Oct. 2016 |
|  | 11月       | 87.6                                  | 0.8               | 108.6  | 0.3               | 102.1  | 0.3               | 106.6   | 0.2  | Nov.      |
|  | 12月       | 87.1                                  | -0.6              | 108.5  | -0.1              | 101.9  | -0.2              | 106.7   | 0.1  | Dec.      |
|  | 平成29年 1月  | 86.1                                  | -1.1              | 108.4  | -0.1              | 99.1   | -2.7              | 107.0   | 0.3  | Jan. 2017 |
|  | 2月        | 85.3                                  | -0.9              | 108.9  | 0.5               | 97.6   | -1.5              | 107.4   | 0.4  | Feb.      |
|  | 3月        | 86.2                                  | 1.1               | 108.2  | -0.6              | 101.6  | 4.1               | 106.1   | -1.2 | Mar.      |
|  | 4月        | 87.3                                  | 1.3               | 108.6  | 0.4               | 100.9  | -0.7              | 108.1   | 1.9  | Apr.      |
| 5月   | 85.9      | -1.6                                  | 109.4             | 0.7  | 102.6             | 1.7  | 107.7             | -0.4  | May  |           |
| 6月   | 88.3      | 2.8                                   | 108.7             | -0.6   | 102.6             | 0.0  | 107.4             | -0.3  | Jun. |           |
| 7月   | 89.1      | 0.9                                   | 109.3             | 0.6  | 101.5             | -1.1   | 107.8             | 0.4   | Jul. |           |
| 8月   | 85.3      | -4.3                                  | 108.8             | -0.5   | 102.3             | 0.8  | 107.1             | -0.6  | Aug. |           |
| 9月   | 87.7      | 2.8                                   | 108.6             | -0.2   | 100.7             | -1.6   | 107.4             | 0.3   | Sep. |           |
| 10月  | 86.9      | -0.9                                  | 108.1             | -0.5   | 99.8              | -0.9   | 107.5             | 0.1   | Oct. |           |
| 11月  | 96.3      | 10.8                                  | 109.0             | 0.8  | 103.1             | 3.3  | 108.5             | 0.9   | Nov. |           |
| 12月  | 81.9      | -15.0                                 | 109.0             | 0.0  | 103.6             | 0.5  | 107.7             | -0.7  | Dec. |           |
| 原指数・前年(同月・同期)比<br>Original Index / %Change From Previous Year                      | 平成27年     | 92.3                                  | -3.6              | 106.9  | 1.6               | 99.7   | 1.7               | 105.6   | 1.1  | C.Y. 2015 |
|  | 28年       | 87.1                                  | -5.6              | 108.2  | 1.2               | 101.4  | 1.7               | 106.4   | 0.8  | C.Y. 2016 |
|  | 29年       | 87.2                                  | 0.1               | 108.7  | 0.5               | 101.5  | 0.1               | 107.4   | 0.9  | C.Y. 2017 |
|  | 平成26年度    | 94.3                                  | -5.0              | 105.5  | 0.8               | 97.5   | -2.2              | 104.6   | 0.0  | F.Y. 2014 |
|  | 27年度      | 91.1                                  | -3.4              | 107.6  | 2.0               | 100.1  | 2.7               | 106.0   | 1.3  | F.Y. 2015 |
|  | 28年度      | 86.5                                  | -5.0              | 108.1  | 0.5               | 101.2  | 1.1               | 106.4   | 0.4  | F.Y. 2016 |
|  | 平成28年 IV期 | 88.3                                  | -4.0              | 109.8  | 0.7               | 104.2  | 1.0               | 106.8   | 0.8  | Q4 2016   |
|  | 平成29年 I期  | 88.0                                  | -3.0              | 107.1  | -0.3              | 100.9  | -0.8              | 106.9   | 0.1  | Q1 2017   |
|  | II期       | 82.3                                  | 0.1               | 108.5  | 1.3               | 98.9   | 1.0               | 106.7   | 1.5  | Q2        |
|  | III期      | 88.9                                  | 1.7               | 109.1  | 0.6               | 101.3  | -0.5              | 108.0   | 1.0  | Q3        |
|  | IV期       | 89.5                                  | 1.4               | 110.1  | 0.3               | 104.7  | 0.5               | 108.1   | 1.2  | Q4        |
|  | 平成28年 10月 | 85.9                                  | -4.9              | 109.1  | 0.0               | 103.3  | -0.2              | 104.9   | -0.1 | Oct. 2016 |
|  | 11月       | 87.3                                  | -3.1              | 107.9  | 1.6               | 101.8  | 2.8               | 104.1   | 1.2  | Nov.      |
|  | 12月       | 91.7                                  | -4.2              | 112.4  | 0.5               | 107.4  | 0.4               | 111.3   | 1.2  | Dec.      |
|  | 平成29年 1月  | 87.8                                  | -3.4              | 105.9  | 1.1               | 91.9   | -0.6              | 102.6   | 1.3  | Jan. 2017 |
|  | 2月        | 83.1                                  | -4.3              | 103.5  | -1.9              | 95.5   | -2.5              | 101.3   | -1.2 | Feb.      |
|  | 3月        | 93.0                                  | -1.5              | 111.9  | -0.2              | 115.3  | 0.6               | 116.7   | 0.1  | Mar.      |
|  | 4月        | 82.9                                  | -0.1              | 106.9  | 0.7               | 97.3   | -0.6              | 105.6   | 1.3  | Apr.      |
| 5月   | 82.9      | -1.3                                  | 109.7             | 2.5  | 96.3              | 2.9  | 106.1             | 2.1   | May  |           |
| 6月   | 81.1      | 2.0                                   | 108.9             | 0.7  | 103.1             | 0.9  | 108.3             | 1.0   | Jun. |           |
| 7月   | 88.8      | 4.1                                   | 110.8             | 1.2  | 101.2             | -0.8   | 107.7             | 1.4   | Jul. |           |
| 8月   | 90.6      | -0.4                                  | 110.0             | 0.5  | 99.1              | -0.1   | 107.5             | 0.8   | Aug. |           |
| 9月   | 87.2      | 1.5                                   | 106.4             | 0.2  | 103.5             | -0.8   | 108.7             | 0.7   | Sep. |           |
| 10月  | 86.0      | 0.1                                   | 109.5             | 0.4  | 102.3             | -1.0   | 106.3             | 1.3   | Oct. |           |
| 11月  | 96.1      | 10.1                                  | 108.3             | 0.4  | 102.7             | 0.9  | 105.9             | 1.7   | Nov. |           |
| 12月  | 86.4      | -5.8                                  | 112.6             | 0.2  | 109.2             | 1.7  | 112.0             | 0.6   | Dec. |           |

(注) 再編集系列は、通常の業種分類とは別に、末端系列の属性等により分類し総合化した特掲分類です。  
各再編集系列の概要及び各再編集系列に含まれる末端分類については、HP掲載の「再編集系列の概要及び内訳一覧」をご覧ください。

## 業種分類別活動指数【直近3ヵ月】

Recent Data of Indices of Tertiary Industry Activity and Industry-Classified Indices

平成22年=100  
2010Average=100

| 分類名  | ウエイト<br>Weight | 季節調整済指数<br>Seasonally Adjusted Index |             |             |   |                                   | 原指数<br>Original Index |             |             |  |                                   |
|--|----------------|--------------------------------------|-------------|-------------|---|-----------------------------------|-----------------------|-------------|-------------|--|-----------------------------------|
|  |                | 10月<br>Oct.                          | 11月<br>Nov. | 12月<br>Dec. | 前月比<br>%Change<br>From<br>Previous<br>Month | 寄与度<br>Contribution<br>to %Change | 10月<br>Oct.           | 11月<br>Nov. | 12月<br>Dec. | 前年同月比<br>%Change<br>From<br>Previous<br>Year | 寄与度<br>Contribution<br>to %Change |
| 第3次産業総合<br>Tertiary Industry   | 10,000.0       | 104.6                                | 105.8       | 105.6       | -0.2  |                                   | 103.5                 | 103.9       | 111.4       | 1.1  |                                   |
| 電気・ガス・熱供給・水道業<br>Electricity, Gas, Heat Supply and Water   | 298.0          | 92.9                                 | 94.5        | 95.7        | 1.3   | 0.03                              | 88.1                  | 90.7        | 102.1       | 3.9  | 0.10                              |
| 電気業<br>Production, Transmission and Distribution of Electricity                                    | 162.7          | 86.9                                 | 87.9        | 91.6        | 4.2   | 0.06                              | 80.8                  | 84.0        | 98.4        | 6.8  | 0.09                              |
| ガス業<br>Manufacture of Gas  | 38.4           | 107.7                                | 113.4       | 107.6       | -5.1  | -0.02                             | 96.3                  | 109.5       | 124.7       | 0.2  | 0.00                              |
| 熱供給業<br>Heat Supply  | 2.7            | 86.0                                 | 94.8        | 104.1       | 9.8   | 0.00                              | 66.4                  | 63.9        | 85.4        | 11.5   | 0.00                              |
| 水道業<br>Water Supply and Sewage   | 94.2           | 96.3                                 | 97.3        | 97.2        | -0.1  | 0.00                              | 97.9                  | 95.3        | 99.9        | 1.0  | 0.01                              |
| 情報通信業<br>Information and Communications  | 1,058.7        | 109.9                                | 112.0       | 108.5       | -3.1  | -0.35                             | 101.1                 | 105.2       | 117.0       | -0.2   | -0.02                             |
| 通信業<br>Communications  | 396.3          | 120.6                                | 120.8       | 121.1       | 0.2   | 0.01                              | 120.6                 | 120.7       | 120.9       | 1.3  | 0.05                              |
| 固定電気通信業<br>Fixed Telecommunications  | 204.9          | 99.4                                 | 99.4        | 99.4        | 0.0   | 0.00                              | 99.4                  | 99.4        | 99.4        | 0.1  | 0.00                              |
| 地域・長距離電気通信業<br>Regional and Long-Distance Telecommunications, except Wire Broadcast Telephones     | 191.0          | 98.1                                 | 98.1        | 98.1        | 0.0   | 0.00                              | 98.1                  | 98.1        | 98.1        | 0.0  | 0.00                              |
| ISP業<br>Internet Service Provider  | 13.9           | 117.2                                | 117.4       | 117.6       | 0.2   | 0.00                              | 117.2                 | 117.4       | 117.5       | 1.5  | 0.00                              |
| 移動電気通信業<br>Mobile Telecommunications   | 191.4          | 143.3                                | 143.7       | 144.0       | 0.2   | 0.01                              | 143.2                 | 143.5       | 143.8       | 2.0  | 0.05                              |
| 放送業<br>Broadcasting  | 69.8           | 94.9                                 | 95.0        | 95.9        | 0.9   | 0.01                              | 95.3                  | 96.8        | 99.9        | -13.1  | -0.10                             |
| 公共放送業<br>Public Broadcasting   | 15.3           | 111.1                                | 111.2       | 111.5       | 0.3   | 0.00                              | 111.1                 | 111.2       | 111.5       | 1.5  | 0.00                              |
| 民間放送業<br>Private-Sector Broadcasting   | 54.5           | 89.6                                 | 89.4        | 90.2        | 0.9   | 0.00                              | 90.9                  | 92.8        | 96.7        | -16.9  | -0.10                             |
| 情報サービス業<br>Information Services  | 461.9          | 107.9                                | 110.7       | 104.6       | -5.5  | -0.27                             | 87.9                  | 96.9        | 122.3       | 0.7  | 0.04                              |
| ソフトウェア業<br>Computer Programming and Other Software Services  | 264.3          | 106.1                                | 116.5       | 102.9       | -11.7                                       | -0.34                             | 81.2                  | 97.7        | 129.6       | 0.4  | 0.01                              |
| 受注ソフトウェア<br>Custom Software Services   | 223.0          | 97.8                                 | 97.3        | 99.9        | 2.7   | 0.05                              | 71.3                  | 76.1        | 125.4       | -0.6   | -0.02                             |
| ソフトウェアプロダクト<br>Package Software Services   | 41.3           | 152.6                                | 193.3       | 128.6       | -33.5                                       | -0.25                             | 134.8                 | 214.4       | 152.5       | 5.5  | 0.03                              |
| ゲームソフト<br>Game Software Services   | 18.2           | 149.8                                | 217.2       | 103.1       | -52.5                                       | -0.20                             | 171.8                 | 361.2       | 126.0       | -10.4  | -0.02                             |
| ソフトウェアプロダクト(除くゲームソフト)<br>Package Software Services (except Game Software Services)                 | 23.1           | 138.6                                | 135.9       | 147.4       | 8.5   | 0.03                              | 105.6                 | 98.8        | 173.4       | 17.4   | 0.05                              |
| 情報処理・提供サービス業<br>Data Processing and Information Services   | 197.6          | 109.5                                | 108.3       | 103.9       | -4.1  | -0.08                             | 96.9                  | 95.8        | 112.4       | 1.2  | 0.02                              |
| システム等管理運営受託<br>System Management on Commission, etc.   | 92.6           | 117.5                                | 114.5       | 115.3       | 0.7   | 0.01                              | 108.0                 | 107.0       | 122.0       | 4.6  | 0.05                              |
| その他の情報処理・提供サービス業<br>Other Data Processing and Information Services                                 | 105.0          | 103.2                                | 100.9       | 93.8        | -7.0  | -0.07                             | 87.2                  | 86.0        | 104.0       | -2.2   | -0.02                             |
| インターネット附随サービス業<br>Services Incidental to Internet  | 18.9           | 150.3                                | 148.4       | 153.3       | 3.3   | 0.01                              | 147.5                 | 148.8       | 156.0       | 7.9  | 0.02                              |
| サイト運営業務<br>Portal Site Management Services   | 10.6           | 160.4                                | 160.5       | 162.3       | 1.1   | 0.00                              | 155.6                 | 157.1       | 166.1       | 7.3  | 0.01                              |
| コンテンツ配信業務<br>Digital Contents Delivery Services  | 4.0            | 181.0                                | 177.2       | 180.9       | 2.1   | 0.00                              | 175.9                 | 174.2       | 176.7       | 8.3  | 0.00                              |
| その他のインターネット附随サービス業<br>Other Services Incidental to Internet  | 4.3            | 106.6                                | 108.3       | 111.1       | 2.6   | 0.00                              | 101.0                 | 104.5       | 112.0       | 9.5  | 0.00                              |
| 映像・音声・文字情報制作業<br>Video Picture, Sound Information, Character Information Production & Distribution | 111.8          | 83.1                                 | 83.1        | 81.6        | -1.8  | -0.02                             | 82.7                  | 82.1        | 85.3        | -4.3   | -0.04                             |
| 映像情報制作・配給業<br>Video Picture Information Production and Distribution                                | 52.9           | 92.8                                 | 90.6        | 90.4        | -0.2  | 0.00                              | 91.6                  | 89.5        | 95.6        | -1.3   | -0.01                             |
| ビデオ制作・配給業<br>Video Production and Distribution   | 0.5            | 78.0                                 | 74.2        | 78.6        | 5.9   | 0.00                              | 67.8                  | 75.4        | 121.2       | -7.7   | 0.00                              |
| 映画制作・配給業<br>Motion Picture Production and Distribution   | 2.6            | 98.5                                 | 94.9        | 81.4        | -14.2                                       | 0.00                              | 79.3                  | 78.3        | 85.6        | -12.9  | 0.00                              |
| テレビ番組制作・配給業<br>Television Program Production and Distribution                                      | 49.8           | 93.0                                 | 90.4        | 91.1        | 0.8   | 0.00                              | 92.5                  | 90.2        | 95.9        | -0.6   | 0.00                              |
| 音声情報制作業<br>Sound Information Production  | 5.7            | 84.3                                 | 85.0        | 79.2        | -6.8  | 0.00                              | 87.2                  | 91.3        | 88.1        | -4.7   | 0.00                              |
| レコード制作業<br>Recording and Disk Production   | 2.6            | 84.0                                 | 89.6        | 74.7        | -16.6                                       | 0.00                              | 92.4                  | 98.4        | 81.8        | -3.2   | 0.00                              |
| ラジオ番組制作業<br>Radio Program Production   | 3.1            | 84.1                                 | 80.5        | 83.8        | 4.1   | 0.00                              | 82.9                  | 85.3        | 93.3        | -5.9   | 0.00                              |
| 新聞業<br>Newspaper Publishers  | 23.8           | 81.4                                 | 80.5        | 80.4        | -0.1  | 0.00                              | 81.6                  | 80.7        | 80.3        | -4.5   | -0.01                             |
| 出版業<br>Publishers, except Newspapers   | 29.4           | 66.9                                 | 71.6        | 68.7        | -4.1  | -0.01                             | 66.6                  | 68.0        | 70.3        | -10.4  | -0.02                             |
| 週刊誌<br>Publishers of Weekly Magazines  | 3.2            | 52.6                                 | 52.8        | 49.7        | -5.9  | 0.00                              | 59.3                  | 55.1        | 49.2        | -10.2  | 0.00                              |
| 月刊誌<br>Publishers of Monthly Magazines   | 12.9           | 64.5                                 | 64.8        | 61.4        | -5.2  | 0.00                              | 64.2                  | 64.4        | 69.1        | -15.8  | -0.02                             |
| 書籍<br>Publishers of Books  | 13.3           | 70.3                                 | 84.4        | 79.4        | -5.9  | -0.01                             | 70.7                  | 74.6        | 76.5        | -5.1   | 0.00                              |

## 業種分類別活動指数【直近3ヵ月】

Recent Data of Indices of Tertiary Industry Activity and Industry-Classified Indices

平成22年=100  
2010Average=100

| 分類名  | ウエイト<br>Weight | 季節調整済指数<br>Seasonally Adjusted Index |             |             |   |                                   | 原指数<br>Original Index |             |             |  |                                   |
|--|----------------|--------------------------------------|-------------|-------------|---|-----------------------------------|-----------------------|-------------|-------------|--|-----------------------------------|
|  |                | 10月<br>Oct.                          | 11月<br>Nov. | 12月<br>Dec. | 前月比<br>%Change<br>From<br>Previous<br>Month | 寄与度<br>Contribution<br>to %Change | 10月<br>Oct.           | 11月<br>Nov. | 12月<br>Dec. | 前年同月比<br>%Change<br>From<br>Previous<br>Year | 寄与度<br>Contribution<br>to %Change |
| 運輸業, 郵便業<br>Transport and Postal Activities                          | 955.4          | 107.5                                | 109.3       | 107.4       | -1.7  | -0.17                             | 111.7                 | 109.3       | 118.0       | 0.4  | 0.04                              |
| 運輸業<br>Transport   | 904.4          | 108.5                                | 109.5       | 109.2       | -0.3  | -0.03                             | 112.1                 | 110.0       | 113.6       | 0.7  | 0.07                              |
| 鉄道業<br>Railway Transport   | 187.9          | 107.5                                | 109.0       | 109.2       | 0.2   | 0.00                              | 110.5                 | 109.3       | 107.1       | 0.3  | 0.01                              |
| 鉄道旅客運送業<br>Railway Passenger Transport                               | 184.9          | 108.0                                | 109.7       | 109.5       | -0.2  | 0.00                              | 110.6                 | 109.4       | 107.0       | 0.2  | 0.00                              |
| 鉄道旅客運送業(JR)<br>Railway Passenger Transport (Japan Railway)           | 113.5          | 106.3                                | 107.8       | 107.8       | 0.0   | 0.00                              | 109.2                 | 107.5       | 105.8       | -0.7   | -0.01                             |
| 鉄道旅客運送業(JRを除く)<br>Railway Passenger Transport (except Japan Railway) | 71.4           | 110.9                                | 111.9       | 112.0       | 0.1   | 0.00                              | 112.8                 | 112.3       | 108.9       | 1.5  | 0.01                              |
| 鉄道貨物運送業<br>Railway Freight Transport                                 | 3.0            | 97.8                                 | 101.3       | 100.6       | -0.7  | 0.00                              | 102.8                 | 106.5       | 113.2       | 3.6  | 0.00                              |
| 道路旅客運送業<br>Road Passenger Transport                                  | 115.5          | 103.6                                | 98.1        | 99.9        | 1.8   | 0.02                              | 104.7                 | 98.2        | 104.9       | 2.4  | 0.03                              |
| バス業<br>Bus   | 46.3           | 114.4                                | 110.2       | 110.2       | 0.0   | 0.00                              | 116.5                 | 108.4       | 108.0       | 1.1  | 0.01                              |
| タクシー業<br>Taxi  | 69.2           | 96.2                                 | 90.9        | 92.8        | 2.1   | 0.01                              | 96.8                  | 91.3        | 102.8       | 3.4  | 0.02                              |
| 道路貨物運送業<br>Road Freight Transport                                    | 355.9          | 111.7                                | 111.6       | 111.9       | 0.3   | 0.01                              | 117.8                 | 113.3       | 121.0       | 0.1  | 0.00                              |
| 一般貨物自動車運送業<br>Common Motor Trucking                                  | 298.5          | 108.2                                | 107.5       | 108.6       | 1.0   | 0.03                              | 115.8                 | 109.2       | 110.4       | -0.2   | -0.01                             |
| 宅配貨物運送業<br>Special Groupcargo Motor Trucking                         | 57.4           | 130.3                                | 128.2       | 126.7       | -1.2  | -0.01                             | 128.4                 | 134.9       | 175.9       | 1.0  | 0.01                              |
| 水運業<br>Water Transport   | 30.0           | 95.7                                 | 106.4       | 102.5       | -3.7  | -0.01                             | 95.9                  | 105.5       | 104.8       | -1.2   | 0.00                              |
| 水運旅客運送業<br>Water Passenger Transport                                 | 1.9            | 105.5                                | 115.2       | 103.8       | -9.9  | 0.00                              | 96.4                  | 101.2       | 87.8        | -3.1   | 0.00                              |
| 水運貨物運送業<br>Water Freight Transport                                   | 28.1           | 95.1                                 | 106.1       | 102.5       | -3.4  | -0.01                             | 95.9                  | 105.8       | 106.0       | -1.1   | 0.00                              |
| 外航貨物水運業<br>Oceangoing Freight Transport                              | 14.2           | 96.2                                 | 108.7       | 104.2       | -4.1  | -0.01                             | 95.7                  | 106.7       | 106.1       | -0.3   | 0.00                              |
| 内航貨物水運業<br>Coastwise Freight Transport                               | 13.9           | 93.7                                 | 103.4       | 100.8       | -2.5  | 0.00                              | 96.1                  | 104.8       | 105.9       | -1.9   | 0.00                              |
| 航空運輸業<br>Air Transport   | 26.6           | 129.7                                | 133.8       | 132.6       | -0.9  | 0.00                              | 136.0                 | 134.4       | 128.6       | 3.4  | 0.01                              |
| 航空旅客運送業<br>Air Passenger Transport                                   | 23.2           | 131.4                                | 135.8       | 134.1       | -1.3  | 0.00                              | 137.5                 | 134.7       | 128.3       | 3.6  | 0.01                              |
| 国際航空旅客運送業<br>International Air Passenger Transport                   | 7.9            | 163.2                                | 159.2       | 159.4       | 0.1   | 0.00                              | 155.3                 | 151.8       | 154.9       | 5.8  | 0.01                              |
| 国内航空旅客運送業<br>Domestic Air Passenger Transport                        | 15.3           | 117.9                                | 123.4       | 121.2       | -1.8  | 0.00                              | 128.3                 | 125.9       | 114.6       | 2.1  | 0.00                              |
| 航空貨物運送業<br>Air Freight Transport                                     | 3.4            | 122.0                                | 122.1       | 121.0       | -0.9  | 0.00                              | 125.8                 | 132.1       | 130.1       | 1.7  | 0.00                              |
| 国際航空貨物運送業<br>International Air Freight Transport                     | 2.6            | 129.5                                | 135.9       | 127.5       | -6.2  | 0.00                              | 134.6                 | 142.6       | 135.1       | 2.5  | 0.00                              |
| 国内航空貨物運送業<br>Domestic Air Freight Transport                          | 0.8            | 92.1                                 | 95.1        | 93.4        | -1.8  | 0.00                              | 97.3                  | 97.9        | 113.9       | -1.3   | 0.00                              |
| 倉庫業<br>Warehousing   | 46.0           | 101.8                                | 103.4       | 104.9       | 1.5   | 0.01                              | 103.3                 | 104.6       | 106.6       | 2.8  | 0.01                              |
| 普通倉庫業<br>Ordinary Warehousing  | 35.7           | 99.3                                 | 102.2       | 102.6       | 0.4   | 0.00                              | 101.0                 | 101.7       | 103.2       | 3.1  | 0.01                              |
| 冷蔵倉庫業<br>Refrigerated Warehousing                                    | 10.3           | 109.6                                | 112.0       | 112.3       | 0.3   | 0.00                              | 111.2                 | 114.5       | 118.2       | 2.0  | 0.00                              |
| 運輸に附帯するサービス業<br>Services Incidental to Transport                     | 142.5          | 104.8                                | 111.0       | 109.1       | -1.7  | -0.03                             | 107.8                 | 110.6       | 112.1       | 0.6  | 0.01                              |
| 港湾運送業<br>Port Transport  | 44.2           | 96.4                                 | 105.2       | 105.6       | 0.4   | 0.00                              | 95.8                  | 106.2       | 106.0       | -0.7   | 0.00                              |
| こん包業<br>Packing and Crating  | 21.6           | 109.1                                | 112.3       | 110.1       | -2.0  | 0.00                              | 116.2                 | 112.9       | 119.9       | 0.1  | 0.00                              |
| 運輸施設提供業<br>Transport Facilities Services                             | 76.7           | 108.9                                | 112.6       | 112.8       | 0.2   | 0.00                              | 112.4                 | 112.4       | 113.5       | 1.6  | 0.01                              |
| 道路施設提供業<br>Transport Facilities Services for Road Transport          | 61.5           | 101.0                                | 105.1       | 104.9       | -0.2  | 0.00                              | 104.6                 | 105.8       | 105.7       | 0.7  | 0.00                              |
| 飛行場業<br>Airports and Air Fields Heliports                            | 15.2           | 141.3                                | 143.5       | 144.7       | 0.8   | 0.00                              | 143.9                 | 139.2       | 145.1       | 4.4  | 0.01                              |
| 郵便業(信書便事業を含む)<br>Postal Activities, including Mail Delivery          | 51.0           | 104.7                                | 98.8        | 93.6        | -5.3  | -0.03                             | 103.8                 | 96.9        | 197.0       | -1.2   | -0.01                             |
| 旅客運送業<br>Passenger Transport   | 325.5          | 108.1                                | 108.1       | 107.1       | -0.9  | -0.03                             | 110.3                 | 107.1       | 107.7       | 1.2  | 0.04                              |
| 貨物運送業<br>Freight Transport   | 390.4          | 109.1                                | 112.3       | 110.1       | -2.0  | -0.08                             | 116.2                 | 112.9       | 119.9       | 0.1  | 0.00                              |

## 業種分類別活動指数【直近3ヵ月】

Recent Data of Indices of Tertiary Industry Activity and Industry-Classified Indices

平成22年=100  
2010Average=100

| 分類名  | ウエイト<br>Weight | 季節調整済指数<br>Seasonally Adjusted Index |             |             |   |                                   | 原指数<br>Original Index |             |             |  |                                   |
|--|----------------|--------------------------------------|-------------|-------------|---|-----------------------------------|-----------------------|-------------|-------------|--|-----------------------------------|
|  |                | 10月<br>Oct.                          | 11月<br>Nov. | 12月<br>Dec. | 前月比<br>%Change<br>From<br>Previous<br>Month | 寄与度<br>Contribution<br>to %Change | 10月<br>Oct.           | 11月<br>Nov. | 12月<br>Dec. | 前年同月比<br>%Change<br>From<br>Previous<br>Year | 寄与度<br>Contribution<br>to %Change |
| 卸売業<br>Wholesale Trade   | 1,529.0        | 93.2                                 | 95.8        | 98.2        | 2.5   | 0.35                              | 94.0                  | 96.4        | 104.9       | 2.9  | 0.42                              |
| 各種商品卸売業<br>Wholesale Trade, General Merchandise  | 166.9          | 97.1                                 | 103.1       | 108.9       | 5.6   | 0.09                              | 97.3                  | 101.2       | 112.2       | 4.3  | 0.07                              |
| 繊維・衣服等卸売業<br>Wholesale Trade (Textile and Apparel)   | 45.9           | 61.1                                 | 62.3        | 62.4        | 0.2   | 0.00                              | 68.5                  | 66.5        | 66.6        | 7.1  | 0.02                              |
| 繊維品卸売業<br>Textile Products (except Apparel, Apparel Accessories and Notions)                 | 14.7           | 75.9                                 | 80.0        | 79.5        | -0.6  | 0.00                              | 82.3                  | 80.3        | 79.0        | 3.5  | 0.00                              |
| 衣服・身の回り品卸売業<br>Apparel, Apparel Accessories and Notions                                      | 31.2           | 54.1                                 | 56.1        | 55.7        | -0.7  | 0.00                              | 62.0                  | 60.0        | 60.7        | 9.4  | 0.01                              |
| 飲食料品卸売業<br>Wholesale Trade (Food and Beverages)  | 305.3          | 98.0                                 | 99.8        | 102.1       | 2.3   | 0.07                              | 98.0                  | 99.4        | 120.8       | 6.7  | 0.21                              |
| 農畜産物・水産物卸売業<br>Agricultural, Animal and Poultry Farm and Aquatic Products                    | 125.0          | 73.0                                 | 76.0        | 79.8        | 5.0   | 0.04                              | 75.0                  | 74.3        | 94.0        | 10.8   | 0.10                              |
| 食料・飲料卸売業<br>Food and Beverages   | 180.3          | 113.4                                | 117.4       | 117.7       | 0.3   | 0.01                              | 113.9                 | 116.8       | 139.4       | 4.9  | 0.11                              |
| 建築材料、鉱物・金属材料等卸売業<br>Wholesale Trade (Building Materials, Minerals and Metals, etc.)          | 394.1          | 85.8                                 | 90.0        | 90.2        | 0.2   | 0.01                              | 88.1                  | 91.6        | 92.5        | -0.9   | -0.03                             |
| 建築材料卸売業<br>Building Materials  | 70.8           | 98.8                                 | 102.0       | 102.5       | 0.5   | 0.00                              | 105.9                 | 111.4       | 109.4       | 4.7  | 0.03                              |
| 化学製品卸売業<br>Chemicals and Related Products  | 86.5           | 76.3                                 | 78.0        | 80.9        | 3.7   | 0.02                              | 79.3                  | 79.5        | 80.5        | -0.6   | 0.00                              |
| 鉱物・金属材料卸売業<br>Minerals and Metals  | 236.8          | 84.7                                 | 89.5        | 89.4        | -0.1  | 0.00                              | 86.0                  | 90.1        | 91.9        | -2.6   | -0.05                             |
| 機械器具卸売業<br>Wholesale Trade (Machinery and Equipment)   | 351.4          | 93.2                                 | 93.9        | 96.1        | 2.3   | 0.07                              | 91.7                  | 94.2        | 100.8       | 4.1  | 0.13                              |
| 産業機械器具卸売業<br>Industry Machinery and Equipment  | 64.0           | 78.3                                 | 79.5        | 87.8        | 10.4  | 0.05                              | 75.7                  | 79.3        | 88.8        | 14.9   | 0.07                              |
| 自動車卸売業<br>Motor Vehicles   | 64.7           | 89.6                                 | 94.5        | 96.3        | 1.9   | 0.01                              | 92.7                  | 96.2        | 95.3        | 9.7  | 0.05                              |
| 電気機械器具卸売業<br>Electrical Machinery and Equipment  | 189.7          | 102.6                                | 102.4       | 101.9       | -0.5  | -0.01                             | 100.3                 | 102.4       | 110.6       | 0.8  | 0.02                              |
| その他の機械器具卸売業<br>Miscellaneous Machinery and Equipment   | 33.0           | 73.8                                 | 73.0        | 75.3        | 3.2   | 0.01                              | 71.3                  | 72.0        | 79.0        | -1.4   | 0.00                              |
| 家具・建具・じゅう器等卸売業<br>Wholesale Trade (Furniture, Fixture and House Furnishings)                 | 14.9           | 70.3                                 | 70.8        | 72.1        | 1.8   | 0.00                              | 69.9                  | 73.0        | 77.5        | 0.4  | 0.00                              |
| 医薬品・化粧品等卸売業<br>Wholesale Trade (Drugs and Toiletries)  | 111.9          | 118.4                                | 119.5       | 116.3       | -2.7  | -0.03                             | 121.3                 | 122.2       | 133.1       | 0.0  | 0.00                              |
| その他の卸売業<br>Other Wholesales Trade  | 138.6          | 92.5                                 | 93.6        | 94.0        | 0.4   | 0.01                              | 92.6                  | 94.4        | 99.4        | 1.3  | 0.02                              |
| 金融業, 保険業<br>Finance and Insurance  | 925.9          | 116.8                                | 117.0       | 114.6       | -2.1  | -0.21                             | 113.6                 | 112.6       | 122.2       | 0.7  | 0.07                              |
| 金融業<br>Financial Services  | 627.8          | 125.0                                | 126.2       | 124.5       | -1.3  | -0.10                             | 125.6                 | 124.7       | 131.3       | 1.8  | 0.13                              |
| 銀行業・協同組織金融業<br>Banking and Financial Institutions for Cooperative Organizations              | 512.4          | 118.0                                | 119.0       | 119.4       | 0.3   | 0.02                              | 120.1                 | 116.5       | 126.4       | 1.9  | 0.11                              |
| 金融仲介業務<br>Intermediary Services  | 320.3          | 120.5                                | 120.6       | 120.6       | 0.0   | 0.00                              | 119.7                 | 120.2       | 120.8       | 2.8  | 0.10                              |
| 金融決済業務<br>Settlement Services  | 192.1          | 113.7                                | 116.2       | 118.7       | 2.2   | 0.05                              | 120.8                 | 110.3       | 135.7       | 0.4  | 0.01                              |
| 手形交換高<br>Checks and Bills Clearing   | 1.6            | 61.3                                 | 60.1        | 70.1        | 16.6  | 0.00                              | 68.8                  | 59.7        | 60.0        | -9.5   | 0.00                              |
| 日銀当座預金決済高<br>Settlement at Bank of Japan Accounts  | 11.4           | 138.6                                | 136.9       | 137.3       | 0.3   | 0.00                              | 135.2                 | 131.9       | 141.8       | -1.4   | 0.00                              |
| 全銀システム取扱高<br>Domestic Fund Transfer System (Zengin System)                                   | 178.3          | 112.4                                | 114.6       | 119.7       | 4.5   | 0.09                              | 120.4                 | 109.4       | 136.1       | 0.6  | 0.01                              |
| 外国為替円決済交換高<br>Foreign Exchange Yen Clearing System   | 0.8            | 114.2                                | 113.9       | 111.7       | -1.9  | 0.00                              | 111.1                 | 111.9       | 114.9       | -3.9   | 0.00                              |
| 貸金業, クレジットカード業<br>Money Lending Business and Credit Card Business                            | 55.0           | 133.5                                | 135.0       | 138.0       | 2.2   | 0.02                              | 132.9                 | 137.8       | 149.3       | 9.5  | 0.06                              |
| 貸金業<br>Money Lending Business  | 11.8           | 62.1                                 | 62.3        | 62.4        | 0.2   | 0.00                              | 62.3                  | 62.7        | 62.2        | 3.7  | 0.00                              |
| クレジットカード業<br>Credit Card Businesses  | 43.2           | 153.2                                | 154.7       | 158.7       | 2.6   | 0.02                              | 152.2                 | 158.3       | 173.1       | 10.1   | 0.06                              |
| 販売信用業務<br>Sales Credit Business  | 39.8           | 160.8                                | 162.7       | 166.5       | 2.3   | 0.01                              | 159.7                 | 166.1       | 183.3       | 10.4   | 0.06                              |
| 消費者金融業務(クレジットカード業)<br>Consumer Credit Business   | 3.4            | 62.0                                 | 60.5        | 62.4        | 3.1   | 0.00                              | 64.1                  | 66.6        | 54.1        | 1.1  | 0.00                              |
| 金融商品取引業, 商品先物取引業<br>Financial Products Transaction and Futures Commodity Transaction Dealers | 60.4           | 173.8                                | 184.2       | 150.2       | -18.5                                       | -0.19                             | 166.0                 | 182.2       | 156.5       | -4.1   | -0.04                             |
| 発行業務<br>Handling of Public Offering  | 21.2           | 88.0                                 | 92.6        | 92.4        | -0.2  | 0.00                              | 88.6                  | 87.4        | 98.7        | 0.4  | 0.00                              |
| 流通業務<br>Securities Brokers and Dealers   | 39.2           | 221.1                                | 236.7       | 186.1       | -21.4                                       | -0.19                             | 207.8                 | 233.4       | 187.8       | -5.3   | -0.04                             |
| 保険業<br>Insurance Institutions, Including Insurance Agents, Brokers and Services              | 298.1          | 98.3                                 | 97.1        | 96.3        | -0.8  | -0.02                             | 88.1                  | 87.3        | 103.1       | -2.4   | -0.07                             |
| 生命保険業<br>Life Insurance Institutions   | 239.9          | 94.6                                 | 93.8        | 93.2        | -0.6  | -0.01                             | 77.3                  | 83.8        | 105.7       | -3.1   | -0.07                             |
| 損害保険業<br>Non-Life Insurance Institutions   | 58.2           | 109.9                                | 109.9       | 110.1       | 0.2   | 0.00                              | 132.5                 | 101.8       | 92.6        | 1.8  | 0.01                              |

## 業種分類別活動指数【直近3ヵ月】

Recent Data of Indices of Tertiary Industry Activity and Industry-Classified Indices

平成22年=100  
2010Average=100

| 分類名  | ウエイト<br>Weight | 季節調整済指数<br>Seasonally Adjusted Index |             |             |   |                                   | 原指数<br>Original Index |             |             |  |                                   |
|--|----------------|--------------------------------------|-------------|-------------|---|-----------------------------------|-----------------------|-------------|-------------|--|-----------------------------------|
|  |                | 10月<br>Oct.                          | 11月<br>Nov. | 12月<br>Dec. | 前月比<br>%Change<br>From<br>Previous<br>Month | 寄与度<br>Contribution<br>to %Change | 10月<br>Oct.           | 11月<br>Nov. | 12月<br>Dec. | 前年同月比<br>%Change<br>From<br>Previous<br>Year | 寄与度<br>Contribution<br>to %Change |
| 物品賃貸業(自動車賃貸業を含む)<br>Goods Rental and Leasing (include Automobile Rental and Leasing) | 262.6          | 96.6                                 | 96.9        | 97.4        | 0.5   | 0.01                              | 97.7                  | 97.4        | 98.2        | 1.3  | 0.03                              |
| 物品賃貸業<br>Goods Rental and Leasing  | 221.2          | 93.3                                 | 93.5        | 94.0        | 0.5   | 0.01                              | 94.2                  | 94.1        | 95.3        | 0.5  | 0.01                              |
| リース業<br>Goods Leasing  | 167.4          | 86.2                                 | 86.1        | 86.4        | 0.3   | 0.00                              | 86.4                  | 85.8        | 86.0        | -0.1   | 0.00                              |
| 産業用機械リース<br>Lease of Industrial Machinery and Equipment                              | 59.9           | 75.4                                 | 74.6        | 75.3        | 0.9   | 0.00                              | 75.6                  | 74.3        | 75.3        | -0.3   | 0.00                              |
| 医療用機械リース<br>Medical Equipment Lease  | 10.5           | 104.5                                | 101.5       | 104.8       | 3.3   | 0.00                              | 104.9                 | 101.5       | 105.3       | 2.7  | 0.00                              |
| 工作機械リース<br>Engineering Machinery Lease   | 3.5            | 50.1                                 | 49.9        | 50.3        | 0.8   | 0.00                              | 49.9                  | 50.0        | 51.0        | 4.1  | 0.00                              |
| 商業・サービス業用リース<br>Machinery/Equipment for Commercial Use and Service Industries Lease  | 22.9           | 72.9                                 | 73.1        | 73.2        | 0.1   | 0.00                              | 73.6                  | 73.1        | 73.2        | -0.8   | 0.00                              |
| 産業機械リース<br>Industrial Machinery Lease  | 23.0           | 68.4                                 | 67.5        | 67.5        | 0.0   | 0.00                              | 68.1                  | 66.8        | 67.5        | -2.2   | 0.00                              |
| 事務用機械リース<br>Office Machinery Lease   | 80.0           | 90.6                                 | 90.8        | 91.5        | 0.8   | 0.01                              | 90.8                  | 90.5        | 90.7        | -0.5   | 0.00                              |
| 情報関連機器リース<br>Information Related Equipment Lease                                     | 64.4           | 95.7                                 | 95.6        | 95.6        | 0.0   | 0.00                              | 95.5                  | 95.4        | 95.6        | -0.5   | 0.00                              |
| その他の事務用機械リース<br>Other Office Machinery Lease   | 15.6           | 69.9                                 | 72.2        | 71.5        | -1.0  | 0.00                              | 71.3                  | 70.5        | 70.3        | -0.7   | 0.00                              |
| その他のリース<br>Other Lease   | 27.5           | 97.7                                 | 97.0        | 96.2        | -0.8  | 0.00                              | 97.2                  | 97.2        | 95.7        | 1.7  | 0.00                              |
| レンタル業<br>Goods Rental  | 53.8           | 117.0                                | 114.6       | 120.5       | 5.1   | 0.03                              | 118.6                 | 119.7       | 124.0       | 1.6  | 0.01                              |
| 土木・建設機械レンタル<br>Civil Engineering/Construction Machinery Rental                       | 22.7           | 123.0                                | 126.9       | 128.3       | 1.1   | 0.00                              | 131.4                 | 138.5       | 141.9       | 2.4  | 0.01                              |
| 情報関連機器レンタル<br>Information Related Equipment Rental                                   | 6.9            | 124.9                                | 124.8       | 125.4       | 0.5   | 0.00                              | 126.5                 | 126.6       | 127.8       | 11.4   | 0.01                              |
| 音楽・映像ソフトレンタル<br>Audio and Visual Recordings Rental                                   | 11.2           | 95.3                                 | 89.8        | 90.4        | 0.7   | 0.00                              | 95.0                  | 87.6        | 94.7        | -10.2  | -0.01                             |
| その他のレンタル<br>Other Rental   | 13.0           | 117.7                                | 111.7       | 118.5       | 6.1   | 0.01                              | 112.2                 | 110.8       | 116.0       | 4.2  | 0.01                              |
| 自動車賃貸業<br>Automobile Rental and Leasing  | 41.4           | 114.9                                | 116.1       | 115.3       | -0.7  | 0.00                              | 116.5                 | 115.1       | 113.7       | 4.9  | 0.02                              |
| 自動車リース業<br>Automobile Lease  | 28.4           | 110.4                                | 109.1       | 110.2       | 1.0   | 0.00                              | 109.7                 | 109.9       | 110.1       | 3.6  | 0.01                              |
| 自動車レンタル業<br>Automobile Rental  | 13.0           | 123.7                                | 130.1       | 125.7       | -3.4  | -0.01                             | 131.4                 | 126.5       | 121.6       | 7.7  | 0.01                              |
| 自動車レンタル業(法人向け)<br>Automobile Rental for Corporations                                 | 7.9            | 124.5                                | 131.0       | 127.3       | -2.8  | 0.00                              | 134.9                 | 134.3       | 134.7       | 8.0  | 0.01                              |
| 自動車レンタル業(個人向け)<br>Automobile Rental for Individuals                                  | 5.1            | 124.4                                | 125.0       | 122.4       | -2.1  | 0.00                              | 125.9                 | 114.4       | 101.4       | 7.1  | 0.00                              |
| 事業者向け関連サービス<br>Business-related Services   | 749.1          | 108.0                                | 106.6       | 109.0       | 2.3   | 0.17                              | 106.1                 | 102.7       | 104.9       | 2.8  | 0.20                              |
| 学術・開発研究機関<br>Scientific and Development Research Institutes                          | 16.8           | 93.3                                 | 91.2        | 91.2        | 0.0   | 0.00                              | 94.8                  | 94.9        | 88.7        | -1.6   | 0.00                              |
| 専門サービス業<br>Professional Services   | 80.6           | 95.2                                 | 93.1        | 93.8        | 0.8   | 0.01                              | 93.0                  | 94.3        | 94.3        | 1.4  | 0.01                              |
| 法律事務所、特許事務所<br>Lawyers' and Patent Attorneys' Offices                                | 25.0           | 79.8                                 | 79.9        | 81.4        | 1.9   | 0.00                              | 79.5                  | 79.8        | 83.1        | 0.5  | 0.00                              |
| 法律事務所<br>Lawyers' Offices  | 18.2           | 70.8                                 | 71.5        | 70.8        | -1.0  | 0.00                              | 73.2                  | 72.7        | 71.3        | -1.1   | 0.00                              |
| 特許事務所<br>Patent Attorneys' Offices   | 6.8            | 102.6                                | 105.2       | 108.3       | 2.9   | 0.00                              | 96.5                  | 98.8        | 114.7       | 3.3  | 0.00                              |
| 公証人役場、司法書士事務所<br>Notaries Public's and Judicial Scriveners' Offices                  | 7.4            | 94.1                                 | 100.3       | 97.4        | -2.9  | 0.00                              | 97.5                  | 95.9        | 98.0        | -0.5   | 0.00                              |
| 公認会計士事務所、税理士事務所<br>Certified Public Accountants' and Auditors' Offices               | 48.2           | 102.7                                | 99.7        | 99.6        | -0.1  | 0.00                              | 99.3                  | 101.5       | 99.6        | 2.2  | 0.01                              |
| 広告業<br>Advertising   | 64.3           | 112.6                                | 108.8       | 106.9       | -1.7  | -0.01                             | 107.5                 | 106.9       | 120.5       | -1.8   | -0.01                             |
| 4媒体広告<br>Four Types Media Advertising  | 27.9           | 90.8                                 | 87.7        | 87.4        | -0.3  | 0.00                              | 91.2                  | 89.3        | 91.9        | -2.9   | -0.01                             |
| 新聞広告<br>Newspaper Advertising  | 5.0            | 91.6                                 | 79.9        | 77.7        | -2.8  | 0.00                              | 87.7                  | 83.6        | 83.3        | -7.0   | 0.00                              |
| 雑誌広告<br>Magazine Advertising   | 1.9            | 79.5                                 | 77.7        | 75.1        | -3.3  | 0.00                              | 90.1                  | 95.8        | 70.6        | -17.1  | 0.00                              |
| テレビ広告<br>Television Advertising  | 20.3           | 93.0                                 | 90.4        | 91.1        | 0.8   | 0.00                              | 92.5                  | 90.2        | 95.9        | -0.6   | 0.00                              |
| ラジオ広告<br>Radio Advertising   | 0.7            | 84.1                                 | 80.5        | 83.8        | 4.1   | 0.00                              | 82.9                  | 85.3        | 93.3        | -5.9   | 0.00                              |
| その他の広告<br>Miscellaneous Advertising  | 36.4           | 129.2                                | 127.9       | 123.5       | -3.4  | -0.02                             | 119.9                 | 120.4       | 142.4       | -1.3   | -0.01                             |
| 交通広告<br>Traffic Advertising  | 2.1            | 102.7                                | 98.8        | 96.8        | -2.0  | 0.00                              | 98.1                  | 91.6        | 101.4       | -0.6   | 0.00                              |
| 屋外広告<br>Outdoor Advertising  | 1.2            | 112.6                                | 121.6       | 123.6       | 1.6   | 0.00                              | 107.4                 | 110.4       | 108.4       | 8.0  | 0.00                              |
| 折込み・ダイレクトメール<br>Inserts and Direct Mail  | 8.6            | 90.5                                 | 90.3        | 92.9        | 2.9   | 0.00                              | 89.1                  | 92.8        | 98.7        | -2.5   | 0.00                              |
| インターネット広告<br>Internet Advertising  | 4.8            | 209.1                                | 211.4       | 193.0       | -8.7  | -0.01                             | 191.9                 | 195.0       | 268.6       | 8.7  | 0.01                              |
| 他に分類されない広告<br>Other Advertising  | 19.7           | 132.0                                | 128.7       | 119.0       | -7.5  | -0.02                             | 118.9                 | 117.9       | 137.2       | -5.5   | -0.01                             |



## 業種分類別活動指数【直近3ヵ月】

Recent Data of Indices of Tertiary Industry Activity and Industry-Classified Indices

平成22年=100  
2010Average=100

| 分類名   | ウエイト<br>Weight | 季節調整済指数<br>Seasonally Adjusted Index |             |             |   |                                   | 原指数<br>Original Index |             |             |  |                                   |
|---|----------------|--------------------------------------|-------------|-------------|---|-----------------------------------|-----------------------|-------------|-------------|--|-----------------------------------|
|   |                | 10月<br>Oct.                          | 11月<br>Nov. | 12月<br>Dec. | 前月比<br>%Change<br>From<br>Previous<br>Month | 寄与度<br>Contribution<br>to %Change | 10月<br>Oct.           | 11月<br>Nov. | 12月<br>Dec. | 前年同月比<br>%Change<br>From<br>Previous<br>Year | 寄与度<br>Contribution<br>to %Change |
| 技術サービス業<br>Technical Services   | 209.9          | 105.5                                | 103.4       | 108.2       | 4.6   | 0.10                              | 102.6                 | 88.5        | 90.2        | 1.9  | 0.03                              |
| 土木・建築サービス業<br>Civil Engineering and Architectural Services                              | 103.7          | 109.5                                | 97.8        | 108.4       | 10.8  | 0.10                              | 102.6                 | 73.7        | 69.4        | 4.0  | 0.03                              |
| 建設コンサルタント<br>Architectural Design Services  | 76.4           | 119.4                                | 92.9        | 124.0       | 33.5  | 0.22                              | 111.5                 | 76.7        | 72.6        | 8.2  | 0.04                              |
| 測量<br>Surveying Services  | 15.3           | 62.3                                 | 70.2        | 89.9        | 28.1  | 0.03                              | 58.6                  | 57.5        | 58.0        | 6.2  | 0.00                              |
| 地質調査<br>Geological Survey Services  | 12.0           | 109.1                                | 95.4        | 77.1        | -19.2                                       | -0.02                             | 102.2                 | 74.9        | 63.9        | -19.8  | -0.02                             |
| 機械設計業<br>Mechanical Design Services   | 38.3           | 129.7                                | 129.7       | 138.8       | 7.0   | 0.03                              | 125.1                 | 125.9       | 144.8       | 3.7  | 0.02                              |
| エンジニアリング業<br>Engineering  | 67.9           | 90.8                                 | 91.1        | 91.4        | 0.3   | 0.00                              | 90.0                  | 90.0        | 91.2        | -1.8   | -0.01                             |
| 複合サービス事業<br>Compound Services   | 4.0            | 86.4                                 | 91.1        | 90.8        | -0.3  | 0.00                              | 92.4                  | 88.0        | 77.3        | 4.3  | 0.00                              |
| 廃棄物処理業<br>Waste Disposal Business   | 92.8           | 105.4                                | 104.3       | 104.3       | 0.0   | 0.00                              | 105.2                 | 104.9       | 105.4       | 0.8  | 0.01                              |
| 職業紹介・労働者派遣業<br>Employment and Worker Dispatching Services                               | 222.8          | 113.6                                | 113.2       | 113.5       | 0.3   | 0.01                              | 112.7                 | 115.0       | 116.4       | 7.0  | 0.15                              |
| 警備業<br>Guard Services   | 57.9           | 115.3                                | 115.0       | 116.0       | 0.9   | 0.01                              | 115.8                 | 113.3       | 116.8       | 0.6  | 0.00                              |
| 小売業<br>Retail Trade   | 1,028.1        | 100.3                                | 102.0       | 101.2       | -0.8  | -0.08                             | 97.5                  | 100.7       | 116.8       | 2.3  | 0.24                              |
| 各種商品小売業<br>Retail Trade, General Merchandise  | 98.5           | 89.9                                 | 90.4        | 87.5        | -3.2  | -0.03                             | 86.7                  | 93.7        | 116.3       | -1.3   | -0.01                             |
| 織物・衣服・身の回り品小売業<br>Retail Trade (Dry Goods, Apparel and Apparel Accessories)             | 79.6           | 107.3                                | 110.9       | 108.2       | -2.4  | -0.02                             | 109.6                 | 114.7       | 122.9       | 6.2  | 0.05                              |
| 飲食料品小売業<br>Retail Trade (Food and Beverages)  | 322.3          | 100.4                                | 100.4       | 100.4       | 0.0   | 0.00                              | 98.7                  | 97.2        | 119.4       | 0.2  | 0.01                              |
| 自動車小売業<br>Retail Trade (Motor Vehicles)   | 120.2          | 108.0                                | 110.4       | 115.4       | 4.5   | 0.06                              | 102.4                 | 107.9       | 103.5       | 7.1  | 0.08                              |
| 機械器具小売業<br>Retail Trade (Household Appliance)   | 71.7           | 101.8                                | 112.9       | 105.3       | -6.7  | -0.05                             | 95.1                  | 105.4       | 129.5       | 9.7  | 0.07                              |
| 燃料小売業<br>Retail Trade (Fuel Stores)   | 97.2           | 88.7                                 | 90.8        | 91.7        | 1.0   | 0.01                              | 84.2                  | 92.1        | 106.5       | 3.8  | 0.03                              |
| その他の小売業<br>Other Retail Trade   | 238.6          | 101.8                                | 103.3       | 102.7       | -0.6  | -0.01                             | 100.0                 | 101.9       | 118.4       | 0.4  | 0.01                              |
| <特掲> 無店舗小売業(通信販売小売業)<br>Nonstore Retailers  | 70.3           | 88.3                                 | 86.8        | 89.3        | 2.9   | 0.02                              | 90.2                  | 94.5        | 103.3       | -2.7   | -0.02                             |
| 不動産業<br>Real Estate   | 794.3          | 105.0                                | 104.8       | 104.6       | -0.2  | -0.02                             | 104.2                 | 104.7       | 108.3       | 0.4  | 0.03                              |
| 不動産取引業<br>Real Estate Agencies  | 98.5           | 104.3                                | 102.7       | 102.0       | -0.7  | -0.01                             | 98.3                  | 102.7       | 131.6       | -0.8   | -0.01                             |
| 建物売買業、土地売買業<br>Sales Agents of Buildings and Houses and Land Subdividers and Developers | 94.6           | 104.4                                | 104.4       | 100.1       | -4.1  | -0.04                             | 98.3                  | 103.1       | 133.1       | -0.8   | -0.01                             |
| 戸建住宅売買業<br>Sales Agents of Houses   | 31.3           | 129.7                                | 126.8       | 137.0       | 8.0   | 0.03                              | 131.6                 | 130.6       | 126.4       | 6.6  | 0.02                              |
| 戸建住宅売買(首都圏)<br>Sales Agents of Houses (Capital Region)                                  | 20.7           | 121.5                                | 114.3       | 137.9       | 20.6  | 0.05                              | 123.6                 | 115.6       | 116.7       | 10.2   | 0.02                              |
| 戸建住宅売買(近畿圏)<br>Sales Agents of Houses (Kinki Region)                                    | 10.6           | 140.4                                | 152.2       | 143.8       | -5.5  | -0.01                             | 147.2                 | 160.0       | 145.4       | 1.5  | 0.00                              |
| マンション分譲業<br>Sales Agents of Condominiums  | 53.9           | 82.8                                 | 86.0        | 83.2        | -3.3  | -0.01                             | 72.8                  | 84.8        | 137.3       | -5.4   | -0.04                             |
| マンション分譲(首都圏)<br>Sales Agents of Condominiums (Capital Region)                           | 42.2           | 81.7                                 | 86.7        | 80.0        | -7.7  | -0.03                             | 71.9                  | 84.1        | 145.4       | -9.1   | -0.06                             |
| マンション分譲(近畿圏)<br>Sales Agents of Condominiums (Kinki Region)                             | 11.7           | 85.3                                 | 77.9        | 97.9        | 25.7  | 0.02                              | 76.1                  | 87.1        | 108.1       | 18.1   | 0.02                              |
| 土地売買業<br>Land Subdividers and Developers  | 9.4            | 134.4                                | 124.4       | 144.6       | 16.2  | 0.02                              | 133.3                 | 117.1       | 131.7       | 5.8  | 0.01                              |
| 土地売買(首都圏)<br>Land Subdividers and Developers (Capital Region)                           | 7.7            | 122.0                                | 106.9       | 132.1       | 23.6  | 0.02                              | 118.1                 | 107.7       | 119.1       | 0.3  | 0.00                              |
| 土地売買(近畿圏)<br>Land Subdividers and Developers (Kinki Region)                             | 1.7            | 192.8                                | 165.2       | 193.7       | 17.3  | 0.00                              | 202.0                 | 159.8       | 188.7       | 25.6   | 0.01                              |
| 不動産仲介業<br>Real Estate Agents  | 3.9            | 106.4                                | 107.6       | 112.7       | 4.7   | 0.00                              | 98.1                  | 92.7        | 95.0        | 3.4  | 0.00                              |
| 不動産賃貸業<br>Real Estate Lessors   | 695.8          | 105.0                                | 105.1       | 105.1       | 0.0   | 0.00                              | 105.1                 | 105.0       | 105.0       | 0.5  | 0.03                              |
| 貸事務所業<br>Office Lessors   | 269.6          | 116.5                                | 116.6       | 116.9       | 0.3   | 0.01                              | 116.6                 | 116.6       | 116.6       | 1.6  | 0.04                              |
| 住宅賃貸業<br>House and Room Lessors   | 409.3          | 97.5                                 | 97.4        | 97.4        | 0.0   | 0.00                              | 97.5                  | 97.4        | 97.4        | -0.3   | -0.01                             |
| 駐車場業<br>Automobile Parking  | 16.9           | 103.6                                | 103.6       | 103.6       | 0.0   | 0.00                              | 103.7                 | 103.8       | 103.8       | 0.5  | 0.00                              |

## 業種分類別活動指数【直近3ヵ月】

Recent Data of Indices of Tertiary Industry Activity and Industry-Classified Indices

平成22年=100  
2010Average=100

| 分類名   | ウエイト<br>Weight | 季節調整済指数<br>Seasonally Adjusted Index |             |             |   |                                   | 原指数<br>Original Index |             |             |  |                                   |
|---|----------------|--------------------------------------|-------------|-------------|---|-----------------------------------|-----------------------|-------------|-------------|--|-----------------------------------|
|   |                | 10月<br>Oct.                          | 11月<br>Nov. | 12月<br>Dec. | 前月比<br>%Change<br>From<br>Previous<br>Month | 寄与度<br>Contribution<br>to %Change | 10月<br>Oct.           | 11月<br>Nov. | 12月<br>Dec. | 前年同月比<br>%Change<br>From<br>Previous<br>Year | 寄与度<br>Contribution<br>to %Change |
| 医療, 福祉<br>Medical, Health Care and Welfare                                    | 1,235.4        | 116.8                                | 117.0       | 118.0       | 0.9   | 0.12                              | 118.3                 | 116.5       | 117.1       | 0.4  | 0.06                              |
| 医療業<br>Medical and Other Health Services                                      | 984.0          | 116.1                                | 116.5       | 117.4       | 0.8   | 0.08                              | 117.8                 | 115.8       | 116.5       | 1.2  | 0.13                              |
| 病院・一般診療所<br>Hospitals and Clinics of Medical Practitioners                    | 877.7          | 115.5                                | 116.4       | 116.6       | 0.2   | 0.02                              | 117.8                 | 115.9       | 116.5       | 1.2  | 0.11                              |
| 歯科診療所<br>Dental Clinics   | 106.3          | 115.4                                | 116.4       | 116.3       | -0.1  | 0.00                              | 118.0                 | 114.6       | 116.5       | 1.2  | 0.01                              |
| 介護事業<br>Care Services   | 251.4          | 119.5                                | 119.4       | 119.3       | -0.1  | 0.00                              | 120.0                 | 119.6       | 119.4       | -2.5   | -0.07                             |
| 居宅介護サービス<br>Home Care Help Services   | 145.1          | 125.4                                | 125.5       | 125.4       | -0.1  | 0.00                              | 126.6                 | 126.2       | 125.8       | -4.4   | -0.08                             |
| 施設介護サービス<br>Nursing home Care Services  | 106.3          | 110.8                                | 110.8       | 110.7       | -0.1  | 0.00                              | 110.9                 | 110.5       | 110.7       | 0.7  | 0.01                              |
| 生活娯楽関連サービス<br>Living and Amusement-related Services                           | 1,163.5        | 96.1                                 | 98.4        | 97.4        | -1.0  | -0.11                             | 96.3                  | 95.5        | 101.4       | -0.7   | -0.07                             |
| 宿泊業<br>Accommodations   | 95.2           | 112.0                                | 113.6       | 114.6       | 0.9   | 0.01                              | 117.2                 | 112.4       | 110.0       | 1.2  | 0.01                              |
| 旅館<br>Japanese Style Hotels   | 34.6           | 84.2                                 | 87.4        | 85.4        | -2.3  | -0.01                             | 90.5                  | 91.0        | 78.6        | -6.9   | -0.02                             |
| ホテル<br>Hotels, except Japanese Style Hotels                                   | 60.6           | 127.4                                | 127.6       | 130.5       | 2.3   | 0.02                              | 132.5                 | 124.6       | 127.9       | 4.3  | 0.03                              |
| 飲食店, 飲食サービス業<br>Eating and Drinking Places                                    | 332.0          | 102.7                                | 105.3       | 102.8       | -2.4  | -0.08                             | 97.3                  | 100.4       | 121.6       | 1.8  | 0.07                              |
| 食堂, レストラン, 専門店<br>Eating Places and Specialty Restaurants                     | 184.5          | 108.9                                | 112.0       | 110.1       | -1.7  | -0.03                             | 103.0                 | 104.7       | 115.2       | 2.3  | 0.04                              |
| パブレストラン, 居酒屋<br>Spree Eating and Drinking Places                              | 65.3           | 69.3                                 | 73.1        | 73.3        | 0.3   | 0.00                              | 61.8                  | 69.5        | 144.8       | -0.3   | 0.00                              |
| 喫茶店<br>Coffee Shops   | 17.1           | 104.6                                | 106.6       | 108.2       | 1.5   | 0.00                              | 109.1                 | 117.4       | 107.4       | 3.1  | 0.00                              |
| ファーストフード店及び飲食サービス業<br>Fast Food Shops and Food Take Out and Delivery Services | 65.1           | 115.9                                | 117.7       | 117.3       | -0.3  | 0.00                              | 113.8                 | 114.8       | 120.4       | 3.2  | 0.02                              |
| ファーストフード店<br>Fast Food Shops  | 19.1           | 99.3                                 | 99.3        | 97.1        | -2.2  | 0.00                              | 89.4                  | 91.1        | 105.6       | 3.7  | 0.01                              |
| 飲食サービス業<br>Food Take Out and Delivery Services                                | 46.0           | 126.0                                | 126.1       | 124.0       | -1.7  | -0.01                             | 124.0                 | 124.7       | 126.5       | 2.9  | 0.02                              |
| 洗濯・理容・美容・浴場業<br>Laundry, Beauty and Bath Services                             | 162.2          | 91.8                                 | 94.6        | 90.2        | -4.7  | -0.07                             | 92.8                  | 89.1        | 96.4        | -5.0   | -0.08                             |
| 洗濯業<br>Laundries  | 61.6           | 93.7                                 | 97.8        | 94.5        | -3.4  | -0.02                             | 96.6                  | 94.1        | 88.0        | -3.2   | -0.02                             |
| 普通洗濯業<br>General Laundries and Laundry Agents                                 | 29.9           | 72.4                                 | 78.2        | 73.1        | -6.5  | -0.01                             | 74.8                  | 75.0        | 64.1        | -12.3  | -0.02                             |
| リネンサプライ業<br>Linen Supply  | 31.7           | 112.4                                | 114.3       | 117.3       | 2.6   | 0.01                              | 117.1                 | 112.1       | 110.6       | 2.8  | 0.01                              |
| 理容業<br>Barbershops  | 21.7           | 94.5                                 | 92.9        | 95.5        | 2.8   | 0.01                              | 94.2                  | 84.4        | 106.6       | -0.2   | 0.00                              |
| 美容業<br>Hair-Dressing and Beauty Salon   | 69.0           | 89.8                                 | 90.6        | 83.3        | -8.1  | -0.05                             | 90.8                  | 85.2        | 99.0        | -10.2  | -0.07                             |
| 浴場業<br>Public Bathhouses  | 9.9            | 93.1                                 | 106.3       | 103.3       | -2.8  | 0.00                              | 80.0                  | 96.1        | 107.3       | 12.1   | 0.01                              |
| その他の生活関連サービス業<br>Miscellaneous Living-related and Personal Services           | 109.8          | 87.8                                 | 90.8        | 90.9        | 0.1   | 0.00                              | 98.0                  | 108.8       | 95.3        | 1.3  | 0.01                              |
| 旅行業<br>Travel Agency  | 26.9           | 91.9                                 | 94.1        | 88.1        | -6.4  | -0.02                             | 100.4                 | 100.2       | 84.6        | -2.2   | 0.00                              |
| 国内旅行<br>Domestic Travel   | 16.7           | 101.5                                | 102.9       | 100.4       | -2.4  | 0.00                              | 111.1                 | 111.1       | 94.1        | -4.7   | -0.01                             |
| 海外旅行<br>Overseas Travel   | 9.9            | 70.1                                 | 70.0        | 64.2        | -8.3  | -0.01                             | 73.9                  | 74.3        | 62.6        | 3.3  | 0.00                              |
| 外人旅行<br>Tourists from Abroad  | 0.3            | 313.3                                | 319.0       | 302.4       | -5.2  | 0.00                              | 380.7                 | 344.3       | 285.3       | 8.1  | 0.00                              |
| 冠婚葬祭業<br>Ceremonial Occasions   | 71.2           | 86.6                                 | 91.8        | 90.1        | -1.9  | -0.01                             | 95.6                  | 106.6       | 97.1        | 1.8  | 0.01                              |
| 葬儀業<br>Funeral Services   | 44.9           | 106.0                                | 111.0       | 110.6       | -0.4  | 0.00                              | 104.2                 | 113.1       | 123.4       | 3.4  | 0.02                              |
| 結婚式場業<br>Wedding Ceremony Halls   | 26.3           | 58.3                                 | 65.6        | 54.1        | -17.5                                       | -0.03                             | 80.9                  | 95.4        | 52.3        | -4.0   | -0.01                             |
| 写真業<br>Photographic Studios   | 11.7           | 84.4                                 | 77.1        | 94.0        | 21.9  | 0.02                              | 107.1                 | 142.7       | 109.1       | 5.9  | 0.01                              |
| 娯楽業<br>Services for Amusement and Hobbies                                     | 275.2          | 90.0                                 | 91.2        | 91.4        | 0.2   | 0.01                              | 86.7                  | 78.6        | 79.7        | -0.9   | -0.02                             |
| 映画館<br>Cinemas  | 2.8            | 94.4                                 | 95.0        | 78.0        | -17.9                                       | 0.00                              | 75.5                  | 76.1        | 80.8        | -15.3  | 0.00                              |
| プロスポーツ(スポーツ系興行団)<br>Professional Sports Companies                             | 42.5           | 102.7                                | 121.1       | 122.7       | 1.3   | 0.01                              | 63.6                  | 37.4        | 14.0        | 48.9   | 0.02                              |
| 相撲<br>Sumo (Sumo Wrestling)   | 2.4            | -                                    | 202.0       | -           | 0.0   | -0.05                             | -                     | 202.0       | -           | -  | -                                 |
| ボクシング<br>Professional Boxing  | 2.2            | 108.4                                | 60.4        | 50.6        | -16.2                                       | 0.00                              | 76.4                  | 68.6        | 121.2       | -25.0  | -0.01                             |
| プロ野球<br>Professional Baseball   | 28.7           | 55.5                                 | 4.8         | -           | 0.0   | -0.01                             | 55.5                  | 4.8         | -           | -  | -                                 |
| サッカー<br>Professional Soccer   | 7.5            | 103.3                                | 84.0        | 39.7        | -52.7                                       | -0.03                             | 103.3                 | 84.0        | 39.7        | -  | 0.03                              |
| ゴルフ<br>Professional Golf  | 1.7            | 97.4                                 | 109.7       | 18.5        | -83.1                                       | -0.01                             | 97.4                  | 109.7       | 18.5        | -29.7  | 0.00                              |

## 業種分類別活動指数【直近3ヵ月】

Recent Data of Indices of Tertiary Industry Activity and Industry-Classified Indices

平成22年=100  
2010Average=100

| 分類名   | ウエイト<br>Weight | 季節調整済指数<br>Seasonally Adjusted Index |             |             |   |                                   | 原指数<br>Original Index |             |             |  |                                   |
|---|----------------|--------------------------------------|-------------|-------------|---|-----------------------------------|-----------------------|-------------|-------------|--|-----------------------------------|
|   |                | 10月<br>Oct.                          | 11月<br>Nov. | 12月<br>Dec. | 前月比<br>%Change<br>From<br>Previous<br>Month | 寄与度<br>Contribution<br>to %Change | 10月<br>Oct.           | 11月<br>Nov. | 12月<br>Dec. | 前年同月比<br>%Change<br>From<br>Previous<br>Year | 寄与度<br>Contribution<br>to %Change |
| 競輪・競馬等の競走場, 競技団<br>Bicycle, Horse, Motorcar and Motorboat Race Track Operations and Companies | 35.3           | 120.4                                | 119.7       | 117.6       | -1.8  | -0.01                             | 124.2                 | 112.9       | 148.1       | 7.2  | 0.03                              |
| 競輪場<br>Bicycle Race Track Operations  | 5.4            | 95.8                                 | 94.6        | 97.4        | 3.0   | 0.00                              | 92.4                  | 84.2        | 111.0       | 2.6  | 0.00                              |
| 競馬場<br>Horse Race Track Operations  | 22.1           | 120.9                                | 121.7       | 116.4       | -4.4  | -0.01                             | 130.6                 | 117.0       | 151.3       | 6.5  | 0.02                              |
| オートレース場<br>Motorcar Race Track Operations   | 0.7            | 64.8                                 | 72.2        | 77.8        | 7.8   | 0.00                              | 61.2                  | 67.4        | 87.9        | 3.8  | 0.00                              |
| 競艇場<br>Motorboat Race Track Operations  | 7.1            | 141.2                                | 139.1       | 143.1       | 2.9   | 0.00                              | 134.6                 | 126.5       | 172.4       | 11.7   | 0.01                              |
| スポーツ施設提供業<br>Sports Facilities  | 59.6           | 94.8                                 | 105.5       | 99.9        | -5.3  | -0.03                             | 110.2                 | 105.0       | 88.1        | 0.2  | 0.00                              |
| ゴルフ場<br>Golf Courses  | 32.8           | 92.8                                 | 105.1       | 98.0        | -6.8  | -0.02                             | 113.5                 | 106.9       | 82.0        | -1.3   | 0.00                              |
| ゴルフ練習場<br>Golf Driving Range Operations   | 8.6            | 85.1                                 | 88.7        | 86.4        | -2.6  | 0.00                              | 95.2                  | 91.8        | 74.4        | -2.6   | 0.00                              |
| ボウリング場<br>Bowling Alleys  | 2.6            | 72.7                                 | 68.0        | 69.2        | 1.8   | 0.00                              | 61.4                  | 58.3        | 75.9        | 2.0  | 0.00                              |
| フィットネスクラブ<br>Fitness Clubs  | 15.6           | 115.1                                | 117.4       | 118.0       | 0.5   | 0.00                              | 119.6                 | 116.2       | 110.4       | 3.8  | 0.01                              |
| 遊園地・テーマパーク<br>Amusement Parks and Theme Parks   | 14.3           | 102.9                                | 127.1       | 115.8       | -8.9  | -0.02                             | 109.2                 | 118.2       | 129.2       | -2.7   | 0.00                              |
| パチンコホール<br>Pachinko Parlors   | 120.7          | 73.0                                 | 71.6        | 71.5        | -0.1  | 0.00                              | 69.8                  | 65.3        | 72.7        | -7.0   | -0.06                             |
| 学習支援業<br>Learning Support   | 135.1          | 107.0                                | 107.5       | 107.9       | 0.4   | 0.01                              | 111.4                 | 112.0       | 115.3       | 1.8  | 0.02                              |
| 学習塾<br>Supplementary Tutorial Schools   | 113.8          | 107.9                                | 108.5       | 108.8       | 0.3   | 0.00                              | 113.0                 | 113.7       | 117.7       | 1.6  | 0.02                              |
| 外国語会話教室<br>Foreign Language Schools   | 21.3           | 102.4                                | 103.1       | 103.4       | 0.3   | 0.00                              | 103.1                 | 103.2       | 102.6       | 3.1  | 0.01                              |
| 自動車整備業<br>Automobile Maintenance Services   | 54.0           | 72.8                                 | 68.6        | 68.8        | 0.3   | 0.00                              | 72.4                  | 73.3        | 66.1        | -22.7  | -0.10                             |

参考系列:平成17年基準時の分類定義による指数

| 第3次産業総合(直接調整法)<br>Tertiary Industry   | 10月      | 11月   | 12月   | 前月比<br>%Change | 寄与度<br>Contribution<br>to %Change | 10月   | 11月   | 12月   | 前年同月比<br>%Change | 寄与度<br>Contribution<br>to %Change |       |
|---|----------|-------|-------|----------------|-----------------------------------|-------|-------|-------|------------------|-----------------------------------|-------|
| 電気・ガス・熱供給・水道業<br>Electricity, Gas, Heat Supply and Water                      | 10,000.0 | 104.6 | 106.0 | 105.7          | -0.3                              | -0.28 | 103.5 | 103.9 | 111.4            | 1.1                               | 1.09  |
| 情報通信業<br>Information and Communications                                       | 298.0    | 92.9  | 94.5  | 95.7           | 1.3                               | 0.03  | 88.1  | 90.7  | 102.1            | 3.9                               | 0.10  |
| 運輸業, 郵便業<br>Transport and Postal Activities                                   | 1,058.7  | 109.9 | 112.0 | 108.5          | -3.1                              | -0.35 | 101.1 | 105.2 | 117.0            | -0.2                              | -0.02 |
| 卸売業, 小売業<br>Wholesale and Retail Trade  | 955.4    | 107.5 | 109.3 | 107.4          | -1.7                              | -0.17 | 111.7 | 109.3 | 118.0            | 0.4                               | 0.04  |
| 金融業, 保険業<br>Finance and Insurance   | 2,557.1  | 96.1  | 98.4  | 98.3           | -0.1                              | -0.02 | 95.4  | 98.1  | 109.7            | 2.7                               | 0.67  |
| 不動産業, 物品賃貸業<br>Real Estate and Goods Rental and Leasing                       | 925.9    | 116.8 | 117.0 | 114.6          | -2.1                              | -0.21 | 113.6 | 112.6 | 122.2            | 0.7                               | 0.07  |
| 不動産業, 物品賃貸業<br>Real Estate and Goods Rental and Leasing                       | 1,056.9  | 102.9 | 102.8 | 102.7          | -0.1                              | -0.01 | 102.6 | 102.9 | 105.8            | 0.6                               | 0.06  |
| 学術研究, 専門・技術サービス業<br>Scientific Research, Professional and Technical Services  | 371.6    | 104.5 | 96.8  | 107.1          | 10.6                              | 0.36  | 101.0 | 93.2  | 96.3             | 0.8                               | 0.03  |
| 宿泊業, 飲食サービス業<br>Accommodations, Eating and Drinking Services                  | 427.2    | 104.3 | 106.7 | 105.6          | -1.0                              | -0.04 | 101.8 | 103.1 | 119.0            | 1.7                               | 0.08  |
| 生活関連サービス業, 娯楽業<br>Living-related and Personal Services and Amusement Services | 547.2    | 91.2  | 92.5  | 91.2           | -1.4                              | -0.07 | 90.8  | 87.8  | 87.8             | -1.8                              | -0.08 |
| 学習支援業<br>Learning Support   | 135.1    | 107.0 | 107.5 | 107.9          | 0.4                               | 0.01  | 111.4 | 112.0 | 115.3            | 1.8                               | 0.02  |
| 医療, 福祉<br>Medical, Health Care and Welfare                                    | 1,235.4  | 116.8 | 117.0 | 118.0          | 0.9                               | 0.12  | 118.3 | 116.5 | 117.1            | 0.4                               | 0.06  |
| 複合サービス事業<br>Compound Services   | 4.0      | 86.4  | 91.1  | 90.8           | -0.3                              | 0.00  | 92.4  | 88.0  | 77.3             | 4.3                               | 0.00  |
| その他サービス業(公務等を除く)<br>Miscellaneous Services (except Government Services etc.)  | 427.5    | 106.3 | 106.6 | 106.2          | -0.4                              | -0.02 | 106.4 | 107.3 | 107.7            | 1.7                               | 0.07  |

## 業種分類別活動指数【直近3ヵ月】

Recent Data of Indices of Tertiary Industry Activity and Industry-Classified Indices

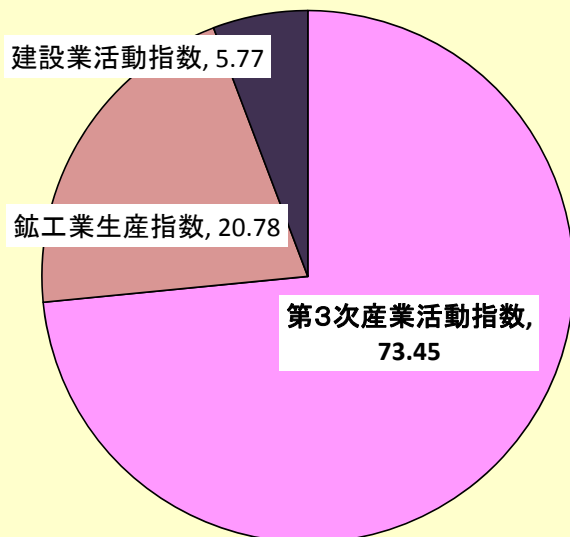
平成22年=100  
2010Average=100

| 分類名  | ウエイト<br>Weight | 季節調整済指数<br>Seasonally Adjusted Index |             |             |   |                                   | 原指数<br>Original Index |             |             |  |                                   |
|--|----------------|--------------------------------------|-------------|-------------|---|-----------------------------------|-----------------------|-------------|-------------|--|-----------------------------------|
|  |                | 10月<br>Oct.                          | 11月<br>Nov. | 12月<br>Dec. | 前月比<br>%Change<br>From<br>Previous<br>Month | 寄与度<br>Contribution<br>to %Change | 10月<br>Oct.           | 11月<br>Nov. | 12月<br>Dec. | 前年同月比<br>%Change<br>From<br>Previous<br>Year | 寄与度<br>Contribution<br>to %Change |
|  |                |                                      |             |             |   |                                   |                       |             |             |  |                                   |
| サービス業<br>Services  | 1,346.3        | 99.4                                 | 99.7        | 99.6        | -0.1  | -0.01                             | 98.6                  | 95.5        | 96.4        | 0.1  | 0.01                              |
| 対個人サービス業<br>Personal Services  | 569.5          | 86.7                                 | 89.2        | 87.1        | -2.4  | -0.11                             | 87.5                  | 85.0        | 84.4        | -4.1   | -0.19                             |
| 対事業所サービス業<br>Business Services   | 776.8          | 108.5                                | 107.1       | 109.0       | 1.8   | 0.14                              | 106.6                 | 103.1       | 105.3       | 2.8  | 0.20                              |
| 広義対個人サービス<br>Broad-ranging Personal Services   | 4,846.2        | 104.8                                | 106.5       | 105.4       | -1.0  | -0.50                             | 103.9                 | 105.0       | 111.0       | 0.5  | 0.26                              |
| 広義非選択的個人向けサービス<br>Broad-ranging Essential Personal Services  | 2,641.1        | 108.0                                | 108.4       | 108.3       | -0.1  | -0.02                             | 106.7                 | 106.7       | 112.7       | 0.4  | 0.10                              |
| 広義し好的個人向けサービス<br>Broad-ranging Non-essential Personal Services                                     | 2,205.1        | 101.0                                | 104.3       | 101.7       | -2.5  | -0.54                             | 100.6                 | 102.9       | 108.9       | 0.6  | 0.14                              |
| 広義対事業所サービス<br>Broad-ranging Business Services  | 5,153.8        | 104.1                                | 105.3       | 105.4       | 0.1   | 0.05                              | 103.1                 | 102.9       | 111.8       | 1.7  | 0.89                              |
| 設備型サービス<br>Capital Input Type Services   | 2,002.9        | 105.6                                | 106.4       | 106.6       | 0.2   | 0.04                              | 105.7                 | 106.2       | 108.1       | 1.5  | 0.29                              |
| 人手型サービス<br>Labor Input Type Services   | 7,997.1        | 104.4                                | 105.7       | 105.4       | -0.3  | -0.23                             | 103.0                 | 103.3       | 112.2       | 1.0  | 0.80                              |
| 製造業依存型事業所向けサービス<br>Manufacturing-dependent Business Services                                       | 2,002.9        | 94.4                                 | 97.4        | 97.2        | -0.2  | -0.04                             | 95.9                  | 96.8        | 102.3       | 1.3  | 0.24                              |
| 非製造業依存型事業所向けサービス<br>Non-manufacturing-dependent Business Services                                  | 3,891.0        | 107.8                                | 108.8       | 108.6       | -0.2  | -0.07                             | 105.8                 | 106.1       | 115.0       | 1.8  | 0.71                              |
| 産業使用者向け卸売業<br>Wholesale Trade for Industrial user  | 847.7          | 90.4                                 | 93.9        | 95.3        | 1.5   | 0.11                              | 91.1                  | 94.2        | 99.6        | 1.5  | 0.12                              |
| 小売業向け卸売業<br>Wholesale Trade for Retailers  | 681.3          | 96.0                                 | 98.2        | 99.0        | 0.8   | 0.05                              | 97.6                  | 99.0        | 111.4       | 4.4  | 0.29                              |
| 消費向けサービス<br>Private Consumption Services   | 4,846.2        | 104.8                                | 106.5       | 105.4       | -1.0  | -0.50                             | 103.9                 | 105.0       | 111.0       | 0.5  | 0.26                              |
| 投資向けサービス<br>Private Capital Investment Services  | 909.6          | 99.3                                 | 99.0        | 103.7       | 4.7   | 0.40                              | 90.5                  | 89.7        | 108.7       | 2.5  | 0.21                              |
| 観光関連産業<br>Tourism Industry   | 536.4          | 107.7                                | 108.1       | 108.1       | 0.0   | 0.00                              | 110.9                 | 108.3       | 107.6       | 1.0  | 0.05                              |
| スポーツ関連産業<br>Sports-related Industry  | 102.1          | 96.4                                 | 104.4       | 102.7       | -1.6  | -0.02                             | 90.8                  | 76.9        | 57.2        | 3.6  | 0.02                              |
| 飲食関連産業<br>Food and Beverages-related Industry  | 706.6          | 100.8                                | 102.0       | 100.2       | -1.8  | -0.12                             | 97.2                  | 98.5        | 120.2       | 0.8  | 0.06                              |
| 自動車関連産業<br>Motor Vehicles-related Industry   | 362.8          | 97.4                                 | 99.0        | 98.9        | -0.1  | 0.00                              | 94.5                  | 98.6        | 99.8        | 0.9  | 0.03                              |
| 資金提供関連産業<br>Funding-related Industry   | 531.3          | 107.4                                | 107.4       | 107.5       | 0.1   | 0.01                              | 107.0                 | 107.2       | 107.5       | 2.1  | 0.11                              |
| 建設関連産業<br>Construction-related Industry  | 269.1          | 105.1                                | 101.6       | 104.7       | 3.1   | 0.08                              | 102.0                 | 94.0        | 102.3       | 1.9  | 0.05                              |
| コンテンツ関連産業<br>Content-related Industry  | 283.0          | 86.9                                 | 96.3        | 81.9        | -15.0                                       | -0.39                             | 86.0                  | 96.1        | 86.4        | -5.8   | -0.14                             |
| 高齢者世帯特化サービス<br>Elderly Households Peculiar Services  | 2,575.8        | 108.1                                | 109.0       | 109.0       | 0.0   | 0.00                              | 109.5                 | 108.3       | 112.6       | 0.2  | 0.05                              |
| グローバル出荷(海外出荷)指数連動サービス<br>Global Shipment Index-linked Services                                     | 1,560.7        | 99.8                                 | 103.1       | 103.6       | 0.5   | 0.07                              | 102.3                 | 102.7       | 109.2       | 1.7  | 0.25                              |
| 広告関連産業<br>Advertising and Portal Site Management Services  | 74.9           | 120.5                                | 115.4       | 116.3       | 0.8   | 0.01                              | 114.3                 | 114.0       | 126.9       | -0.2   | 0.00                              |
| インターネット広告関連産業<br>Internet Advertising and Portal Site Management Services                          | 15.4           | 173.5                                | 175.5       | 170.7       | -2.7  | -0.01                             | 166.9                 | 168.9       | 198.0       | 7.8  | 0.02                              |
| 第3次産業総合(除く電気・ガス・熱供給・水道業)<br>Tertiary Industry (except Electricity, Gas, Heat Supply and Water)     | 9,702.0        | 105.1                                | 106.4       | 106.0       | -0.4  | -0.37                             | 104.0                 | 104.3       | 111.7       | 1.1  | 1.06                              |
| 第3次産業総合(除く卸売業)<br>Tertiary Industry (except Wholesale Trade)                                       | 8,471.0        | 106.9                                | 107.2       | 107.1       | -0.1  | -0.08                             | 105.2                 | 105.2       | 112.5       | 0.7  | 0.61                              |
| 第3次産業総合(除く小売業)<br>Tertiary Industry (except Retail Trade)  | 8,971.9        | 105.1                                | 106.3       | 106.0       | -0.3  | -0.25                             | 104.2                 | 104.2       | 110.8       | 1.0  | 0.90                              |
| 第3次産業総合(除く卸売業、小売業)<br>Tertiary Industry (except Wholesale and Retail Trade)                        | 7,442.9        | 107.5                                | 108.5       | 107.7       | -0.7  | -0.56                             | 106.3                 | 105.9       | 112.0       | 0.6  | 0.47                              |
| 広義対個人サービス(除く小売業)<br>Broad-ranging Personal Services (except Retail Trade)                          | 3,818.1        | 106.2                                | 107.9       | 106.5       | -1.3  | -0.51                             | 105.7                 | 106.1       | 109.4       | 0.0  | 0.00                              |
| 広義対事業所サービス(除く卸売業)<br>Broad-ranging Business Services (except Wholesale Trade)                      | 3,624.8        | 108.8                                | 109.1       | 109.1       | 0.0   | 0.00                              | 107.0                 | 105.6       | 114.7       | 1.2  | 0.46                              |
| 情報サービス業(除くゲームソフト)<br>Information Services (except Game Software Services)                          | 443.7          | 105.3                                | 104.1       | 104.6       | 0.5   | 0.02                              | 84.5                  | 86.1        | 122.1       | 1.2  | 0.06                              |
| ソフトウェア業(除くゲームソフト)<br>Computer Programming and Other Software Services (ex. Game Software Services) | 246.1          | 100.8                                | 100.1       | 103.7       | 3.6   | 0.08                              | 74.5                  | 78.2        | 129.9       | 1.3  | 0.04                              |

(注) 再編集系列は、通常の業種分類とは別に、末端系列の属性等により分類し総合化した掲掲分類です。  
各再編集系列の概要及び各再編集系列に含まれる末端分類については、HP掲載の「再編集系列の概要及び内訳一覧」をご覧ください。

## 第3次産業活動指数 **facebook** のご案内

### 全産業活動指数の構成



全産業活動指数は、第3次産業活動指数、  
鉱工業生産指数、建設業活動指数で構成  
されています。  
その中でも一番ウェイトが高いのは、  
「第3次産業活動指数」となります。

「第3次産業活動指数」は、経済産業省「統計」ホームページ、

URL:<http://www.meti.go.jp/statistics/tyo/sanzi/result-1.html>

またはサービス産業（第3次産業）活動指数 Facebook で  
ご覧頂けます。

Facebook では、

「第3次産業活動指数」や「全産業活動指数」の

**最新結果の解説、データの見方や使い方、統計を利用  
した実験的な分析** などをご紹介します。

第3次産業活動指数 Facebook

検索

