

# 第3次産業活動指数(2023年3月分)

Indices of Tertiary Industry Activity (ITA) for March, 2023

2023年5月19日  
経済産業省大臣官房  
調査統計グループ経済解析室

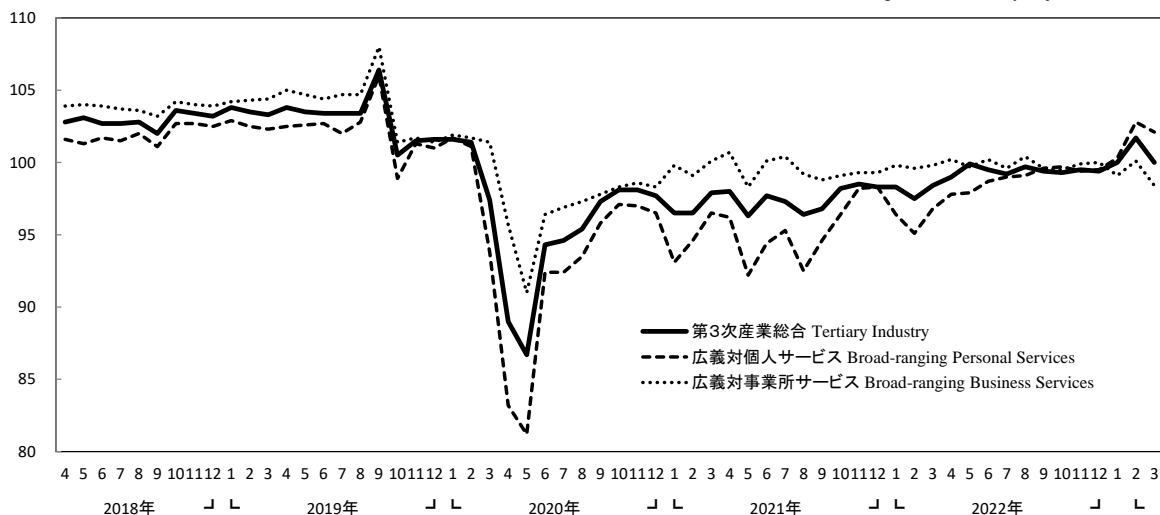
## － 第3次産業活動は、持ち直し傾向にある －

- 第3次産業活動指数は、100.0、前月比-1.7%と3か月ぶりの低下。
- 第3次産業活動指数を個人向けと事業所向けに分けてみると、  
広義対個人サービスは、102.1、同-0.7%と4か月ぶりの低下。  
広義対事業所サービスは、98.4、同-1.7%と2か月ぶりの低下。
- 総じてみれば、第3次産業活動は、持ち直し傾向にある。

|   | 季節調整済指数<br>Seasonally Adjusted Index |                                       | 原指数<br>Original Index |                 |
|---|--------------------------------------|---------------------------------------|-----------------------|-----------------|
|   | 前月比(%)<br>% Change of Previous Month | 前年同月比(%)<br>% Change of Previous Year |                       |                 |
|   |                                      |                                       |                       |                 |
| 第3次産業活動指数<br>Tertiary Industry                | 100.0                                | -1.7 (3か月ぶりの低下)                       | 110.7                 | 1.7 (12か月連続の上昇) |
| 広義対個人サービス<br>Broad-ranging Personal Services  | 102.1                                | -0.7 (4か月ぶりの低下)                       | 108.4                 | 5.4 (12か月連続の上昇) |
| 広義対事業所サービス<br>Broad-ranging Business Services | 98.4                                 | -1.7 (2か月ぶりの低下)                       | 112.9                 | -1.4 (2か月ぶりの低下) |

第3次産業活動指数の推移 Trends of Indices of Tertiary Industry Activity

2015年=100、季節調整済指数  
(2015 Average=100, Seasonally Adjusted Index)



### 低下に寄与した主な業種の動き(前月比%)

- 運輸業, 郵便業(-13.1%)  
貨物運送業(-22.9%)が低下。
- 生活娯楽関連サービス(-3.8%)  
飲食店, 飲食サービス業(-7.8%)や娯楽業(-5.8%)が低下。
- 医療, 福祉(-1.3%)  
医療業(-1.0%)が低下。

### 上昇に寄与した主な業種の動き(前月比%)

- 事業者向け関連サービス(4.9%)  
技術サービス業(7.3%)、広告業(8.8%)や廃棄物処理業(2.9%)が上昇。
- 小売業(1.1%)  
自動車小売業(12.6%)が上昇。
- 卸売業(1.1%)  
機械器具卸売業(4.3%)が上昇。

《 低下に寄与した業種 》

| 業 種 名            | 前月比(%)<br>(寄与度)   | 前年同月比(%) | 寄 与 した 主 な 内 訳 業 種  |
|------------------|-------------------|----------|---------------------|
| 運輸業, 郵便業         | -13.1<br>(- 1.29) | -5.6     | 貨物運送業               |
| 生活娯楽関連サービス       | -3.8<br>(- 0.39)  | 14.7     | 飲食店, 飲食サービス業<br>娯楽業 |
| 医療, 福祉           | -1.3<br>(- 0.18)  | 5.4      | 医療業                 |
| 金融業, 保険業         | -1.8<br>(- 0.17)  | 5.5      | 生命保険業               |
| 情報通信業            | -0.9<br>(- 0.08)  | 2.2      | 情報サービス業             |
| 不動産業             | -1.0<br>(- 0.08)  | -0.2     | 不動産代理業・仲介業          |
| 電気・ガス・熱供給・水道業    | -2.1<br>(- 0.07)  | -5.9     | 電気業                 |
| 物品賃貸業(自動車賃貸業を含む) | -2.8<br>(- 0.07)  | -4.3     | レンタル業               |

《 上昇に寄与した業種 》

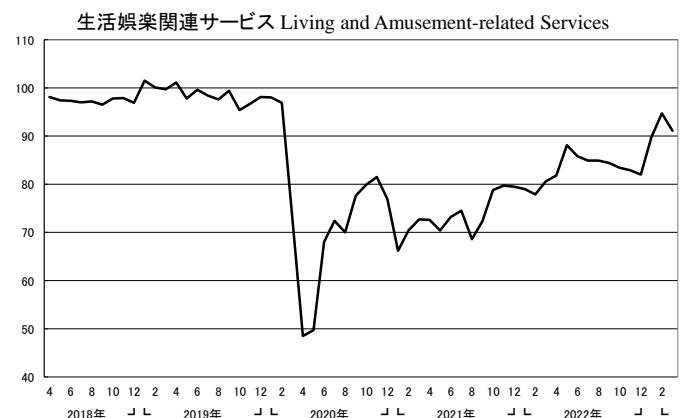
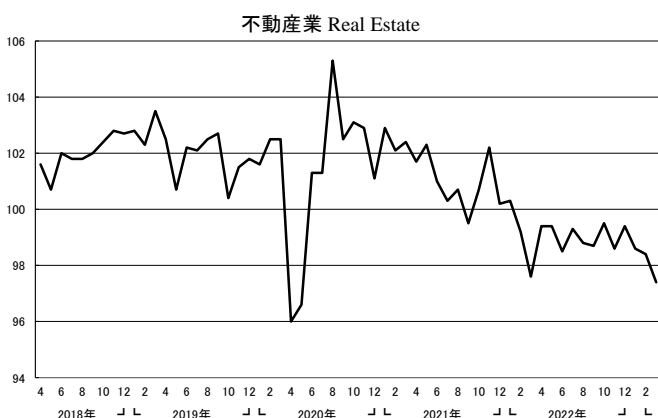
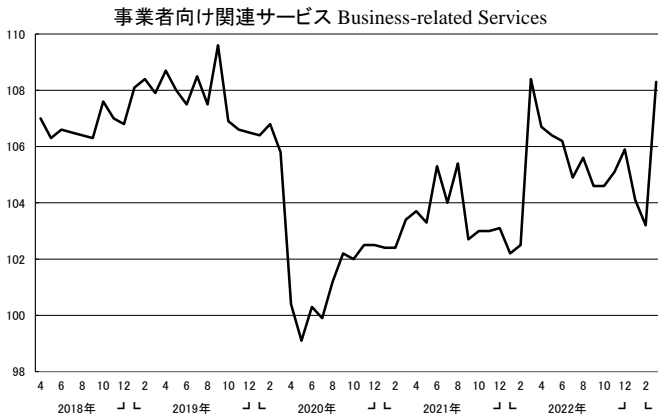
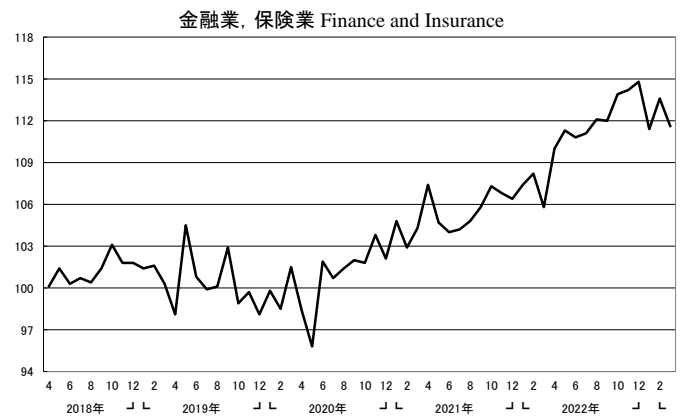
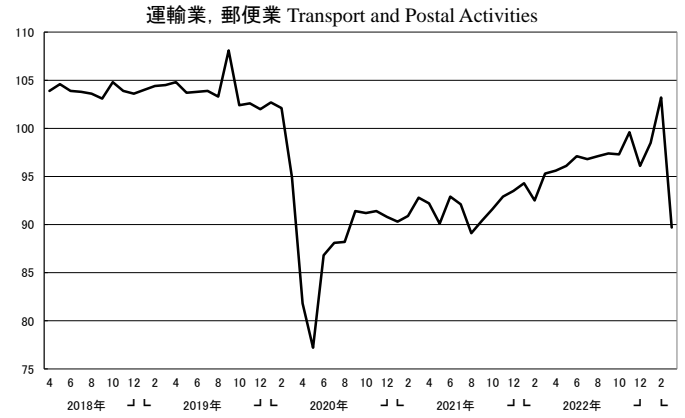
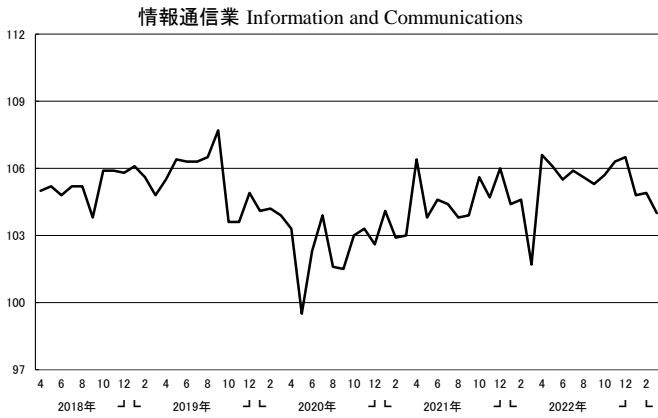
| 業 種 名       | 前月比(%)<br>(寄与度) | 前年同月比(%) | 寄 与 した 主 な 内 訳 業 種       |
|-------------|-----------------|----------|--------------------------|
| 事業者向け関連サービス | 4.9<br>( 0.44)  | -0.3     | 技術サービス業<br>広告業<br>廃棄物処理業 |
| 小売業         | 1.1<br>( 0.13)  | 3.6      | 自動車小売業                   |
| 卸売業         | 1.1<br>( 0.12)  | -4.2     | 機械器具卸売業                  |

- (注) 1. 業種は第3次産業総合の前月比への寄与度の大きい順に掲載しています。  
2. 寄与度とは、あるデータ全体の変化に対して、その構成要素である個々のデータの変化がどの程度貢献しているかを示す指標です。

# 第3次産業活動指数主要業種の推移

Trends of Key Major Industries' Indices of ITA

2015年=100、季節調整済指数  
(2015 Average=100, Seasonally Adjusted Index)



主要業種別指数時系列表 Time Series Data of Indices of Key Industries  
(第3次産業総合及び広義対個人サービス、広義対事業所サービス)

2015年=100  
2015 Average=100

|  |          | 第3次産業総合           |       | 広義対個人サービス                       |       | 広義非選択的個人向けサービス                            |       | 広義し好的個人向けサービス                                 |       | 広義対事業所サービス                      |           | Weight    |
|--|----------|-------------------|-------|---------------------------------|-------|---|-------|---|-------|---------------------------------|-----------|-----------|
|  |          | Tertiary Industry |       | Broad-ranging Personal Services |       | Broad-ranging Essential Personal Services |       | Broad-ranging Non-essential Personal Services |       | Broad-ranging Business Services |           |           |
|  |          | 伸び率(%)<br>%Change |       | 伸び率(%)<br>%Change               |       | 伸び率(%)<br>%Change                         |       | 伸び率(%)<br>%Change                             |       | 伸び率(%)<br>%Change               |           |           |
| ウエイト   |          | 10000             |       | 4887.5                          |       | 2611.7                                    |       | 2275.8  |       | 5112.5                          |           |           |
| 季節調整済指数・前月(期)比<br>Seasonally Adjusted Index / %Change From Previous Month(Quarter) | 2022年 I期 | 98.1              | -0.2  | 96.1                            | -1.5  | 102.5                                     | -0.5  | 88.4  | -0.9  | 99.7                            | 0.5       | Q1 2022   |
|  | II期      | 99.5              | 1.4   | 98.1                            | 2.1   | 104.0                                     | 1.5   | 92.2  | 4.3   | 100.0                           | 0.3       | Q2        |
|  | III期     | 99.4              | -0.1  | 99.2                            | 1.1   | 104.3                                     | 0.3   | 92.8  | 0.7   | 99.9                            | -0.1      | Q3        |
|  | IV期      | 99.4              | 0.0   | 99.5                            | 0.3   | 105.2                                     | 0.9   | 93.2  | 0.4   | 99.8                            | -0.1      | Q4        |
|  | 2023年 I期 | 100.6             | 1.2   | 101.7                           | 2.2   | 105.9                                     | 0.7   | 96.6  | 3.6   | 99.2                            | -0.6      | Q1 2023   |
|  | 2022年 1月 | 98.3              | 0.0   | 96.4                            | -1.9  | 102.6                                     | 0.1   | 86.8  | -4.9  | 99.8                            | 0.5       | Jan. 2022 |
|  | 2月       | 97.5              | -0.8  | 95.1                            | -1.3  | 102.2                                     | -0.4  | 87.9  | 1.3   | 99.6                            | -0.2      | Feb.      |
|  | 3月       | 98.4              | 0.9   | 96.8                            | 1.8   | 102.7                                     | 0.5   | 90.5  | 3.0   | 99.8                            | 0.2       | Mar.      |
|  | 4月       | 99.0              | 0.6   | 97.8                            | 1.0   | 103.7                                     | 1.0   | 91.3  | 0.9   | 100.2                           | 0.4       | Apr.      |
|  | 5月       | 99.9              | 0.9   | 97.9                            | 0.1   | 104.0                                     | 0.3   | 92.5  | 1.3   | 99.7                            | -0.5      | May       |
|  | 6月       | 99.5              | -0.4  | 98.7                            | 0.8   | 104.3                                     | 0.3   | 92.7  | 0.2   | 100.2                           | 0.5       | Jun.      |
|  | 7月       | 99.2              | -0.3  | 99.0                            | 0.3   | 104.5                                     | 0.2   | 93.0  | 0.3   | 99.6                            | -0.6      | Jul.      |
|  | 8月       | 99.7              | 0.5   | 99.1                            | 0.1   | 104.1                                     | -0.4  | 92.2  | -0.9  | 100.4                           | 0.8       | Aug.      |
|  | 9月       | 99.4              | -0.3  | 99.6                            | 0.5   | 104.4                                     | 0.3   | 93.2  | 1.1   | 99.6                            | -0.8      | Sep.      |
|  | 10月      | 99.3              | -0.1  | 99.7                            | 0.1   | 105.2                                     | 0.8   | 93.5  | 0.3   | 99.5                            | -0.1      | Oct.      |
|  | 11月      | 99.5              | 0.2   | 99.4                            | -0.3  | 105.3                                     | 0.1   | 92.8  | -0.7  | 99.9                            | 0.4       | Nov.      |
| 12月  | 99.4     | -0.1              | 99.5  | 0.1                             | 105.1 | -0.2                                      | 93.4  | 0.6   | 100.0 | 0.1                             | Dec.      |           |
| 2023年 1月   | 100.0    | 0.6               | 100.3 | 0.8                             | 105.0 | -0.1                                      | 92.8  | -0.6  | 99.1  | -0.9                            | Jan. 2023 |           |
| 2月   | 101.7    | 1.7               | 102.8 | 2.5                             | 106.7 | 1.6                                       | 99.0  | 6.7   | 100.1 | 1.0                             | Feb.      |           |
| 3月   | 100.0    | -1.7              | 102.1 | -0.7                            | 105.9 | -0.7                                      | 98.0  | -1.0  | 98.4  | -1.7                            | Mar.      |           |
| 原指数・前年(同年)同期比<br>Original Index / %Change From Previous Year                       | 2020年    | 96.0              | -6.9  | 93.9                            | -8.1  | 100.1                                     | -2.2  | 86.7  | -15.0 | 98.0                            | -5.7      | C.Y. 2020 |
|  | 2021年    | 97.4              | 1.5   | 95.2                            | 1.4   | 102.6                                     | 2.5   | 86.7  | 0.0   | 99.5                            | 1.5       | 2021      |
|  | 2022年    | 99.0              | 1.6   | 98.2                            | 3.2   | 103.9                                     | 1.3   | 91.7  | 5.8   | 99.8                            | 0.3       | 2022      |
|  | 2020年度   | 95.3              | -6.8  | 92.9                            | -8.4  | 100.1                                     | -2.0  | 84.6  | -15.8 | 97.5                            | -5.6      | F.Y. 2020 |
|  | 2021年度   | 97.5              | 2.3   | 95.4                            | 2.7   | 102.6                                     | 2.5   | 87.1  | 3.0   | 99.5                            | 2.1       | 2021      |
|  | 2022年度   | 99.7              | 2.3   | 99.6                            | 4.4   | 104.8                                     | 2.1   | 93.7  | 7.6   | 99.7                            | 0.2       | 2022      |
|  | 2022年 I期 | 97.9              | 0.3   | 94.8                            | 0.7   | 102.2                                     | -0.1  | 86.2  | 1.8   | 101.0                           | 0.1       | Q1 2022   |
|  | II期      | 97.1              | 2.3   | 96.8                            | 4.1   | 102.7                                     | 1.6   | 90.1  | 7.6   | 97.3                            | 0.6       | Q2        |
|  | III期     | 99.0              | 2.8   | 98.8                            | 5.1   | 104.5                                     | 2.0   | 92.3  | 9.8   | 99.2                            | 0.5       | Q3        |
|  | IV期      | 102.1             | 1.4   | 102.6                           | 3.0   | 106.2                                     | 1.7   | 98.3  | 4.4   | 101.7                           | 0.0       | Q4        |
|  | 2023年 I期 | 100.4             | 2.6   | 100.2                           | 5.7   | 105.7                                     | 3.4   | 93.9  | 8.9   | 100.6                           | -0.4      | Q1 2023   |
|  | 2022年 1月 | 94.0              | 1.8   | 93.8                            | 2.9   | 101.0                                     | 1.2   | 85.6  | 5.3   | 94.3                            | 1.0       | Jan. 2022 |
|  | 2月       | 91.0              | -0.1  | 87.7                            | -0.6  | 96.9                                      | -0.1  | 77.1  | -1.3  | 94.1                            | 0.3       | Feb.      |
|  | 3月       | 108.8             | -0.5  | 102.8                           | -0.1  | 108.8                                     | -1.1  | 95.9  | 1.4   | 114.5                           | -0.8      | Mar.      |
|  | 4月       | 96.6              | 1.0   | 95.8                            | 2.4   | 100.9                                     | 0.2   | 90.0  | 5.4   | 97.2                            | -0.4      | Apr.      |
|  | 5月       | 95.4              | 3.9   | 97.6                            | 6.0   | 102.6                                     | 2.8   | 91.9  | 10.5  | 93.2                            | 1.9       | May       |
| 6月   | 99.4     | 2.2               | 97.1  | 4.1                             | 104.6 | 1.8                                       | 88.5  | 7.3   | 101.5 | 0.5                             | Jun.      |           |
| 7月   | 98.7     | 1.4               | 99.6  | 4.0                             | 105.0 | 1.8                                       | 93.3  | 6.9   | 98.0  | -0.9                            | Jul.      |           |
| 8月   | 97.9     | 3.9               | 98.9  | 5.9                             | 104.8 | 2.0                                       | 92.2  | 11.5  | 96.9  | 2.0                             | Aug.      |           |
| 9月   | 100.3    | 2.9               | 97.9  | 5.5                             | 103.6 | 1.8                                       | 91.3  | 10.8  | 102.6 | 0.5                             | Sep.      |           |
| 10月  | 99.8     | 1.8               | 100.8 | 4.3                             | 104.1 | 1.6                                       | 97.0  | 8.0   | 98.8  | -0.6                            | Oct.      |           |
| 11月  | 99.8     | 1.4               | 100.2 | 2.5                             | 104.2 | 2.2                                       | 95.6  | 2.8   | 99.5  | 0.5                             | Nov.      |           |
| 12月  | 106.7    | 1.0               | 106.7 | 2.1                             | 110.4 | 1.7                                       | 102.4 | 2.6   | 106.7 | -0.1                            | Dec.      |           |
| 2023年 1月   | 95.5     | 1.6               | 97.5  | 3.9                             | 103.1 | 2.1                                       | 90.9  | 6.2   | 93.7  | -0.6                            | Jan. 2023 |           |
| 2月   | 95.0     | 4.4               | 94.7  | 8.0                             | 101.8 | 5.1                                       | 86.6  | 12.3  | 95.2  | 1.2                             | Feb.      |           |
| 3月   | 110.7    | 1.7               | 108.4 | 5.4                             | 112.2 | 3.1                                       | 104.2 | 8.7   | 112.9 | -1.4                            | Mar.      |           |

※ 2021年4月分(2021年6月公表)から、当月分公表時に、前月、前々月、3か月前の過去3か月分の指数値を遡及計算する方式に変更しました。  
(詳細はこちら: [https://www.meti.go.jp/statistics/tyo/sanji/kako-info.html#oshirase\\_20210615](https://www.meti.go.jp/statistics/tyo/sanji/kako-info.html#oshirase_20210615))

主要業種別指数時系列表 Time Series Data of Indices of Key Industries

2015年 =100  
2015 Average=100

|  |          | 電気・ガス・熱供給・水道業<br>Electricity, Gas, Heat Supply and Water |       | 情報通信業<br>Information and Communications |       | 情報サービス業<br>Information Services |       | 運輸業, 郵便業<br>Transport and Postal Activities |       | 卸売業<br>Wholesale Trade |           |           |
|--|----------|--|-------|---|-------|---------------------------------|-------|---|-------|------------------------|-----------|-----------|
|  |          | 伸び率(%)<br>%Change  |       | 伸び率(%)<br>%Change                       |       | 伸び率(%)<br>%Change               |       | 伸び率(%)<br>%Change                           |       | 伸び率(%)<br>%Change      |           |           |
| ウエイト   |          | 378.3  |       | 946.9                                   |       | 405.2                           |       | 968.8                                       |       | 1350.5                 |           | Weight    |
| 季節調整済指数・前月(期)比<br>Seasonally Adjusted Index / %Change From Previous Month(Quarter) | 2022年 I期 | 101.9  | 2.2   | 103.6                                   | -1.7  | 109.2                           | -4.0  | 94.0  | 1.4   | 89.7                   | -1.1      | Q1 2022   |
|  | II期      | 99.8   | -2.1  | 106.1                                   | 2.4   | 115.5                           | 5.8   | 96.3  | 2.4   | 87.1                   | -2.9      | Q2        |
|  | III期     | 100.1  | 0.3   | 105.6                                   | -0.5  | 115.9                           | 0.3   | 97.1  | 0.8   | 85.9                   | -1.4      | Q3        |
|  | IV期      | 98.2   | -1.9  | 106.2                                   | 0.6   | 119.3                           | 2.9   | 97.7  | 0.6   | 85.1                   | -0.9      | Q4        |
|  | 2023年 I期 | 95.9   | -2.3  | 104.6                                   | -1.5  | 115.9                           | -2.8  | 97.1  | -0.6  | 84.7                   | -0.5      | Q1 2023   |
|  | 2022年 1月 | 102.0  | 2.0   | 104.4                                   | -1.5  | 112.7                           | -0.2  | 94.3  | 0.9   | 91.0                   | 0.9       | Jan. 2022 |
|  | 2月       | 103.3  | 1.3   | 104.6                                   | 0.2   | 113.3                           | 0.5   | 92.5  | -1.9  | 89.1                   | -2.1      | Feb.      |
|  | 3月       | 100.3  | -2.9  | 101.7                                   | -2.8  | 101.5                           | -10.4 | 95.3  | 3.0   | 89.1                   | 0.0       | Mar.      |
|  | 4月       | 98.5   | -1.8  | 106.6                                   | 4.8   | 117.2                           | 15.5  | 95.6  | 0.3   | 88.2                   | -1.0      | Apr.      |
|  | 5月       | 99.1   | 0.6   | 106.1                                   | -0.5  | 115.4                           | -1.5  | 96.1  | 0.5   | 86.6                   | -1.8      | May       |
|  | 6月       | 101.7  | 2.6   | 105.5                                   | -0.6  | 113.8                           | -1.4  | 97.1  | 1.0   | 86.4                   | -0.2      | Jun.      |
|  | 7月       | 100.0  | -1.7  | 105.9                                   | 0.4   | 117.2                           | 3.0   | 96.8  | -0.3  | 85.4                   | -1.2      | Jul.      |
|  | 8月       | 99.4   | -0.6  | 105.6                                   | -0.3  | 117.2                           | 0.0   | 97.1  | 0.3   | 87.1                   | 2.0       | Aug.      |
|  | 9月       | 101.0  | 1.6   | 105.3                                   | -0.3  | 113.2                           | -3.4  | 97.4  | 0.3   | 85.3                   | -2.1      | Sep.      |
|  | 10月      | 98.1   | -2.9  | 105.7                                   | 0.4   | 118.8                           | 4.9   | 97.3  | -0.1  | 84.9                   | -0.5      | Oct.      |
| 11月  | 97.3     | -0.8   | 106.3 | 0.6                                     | 119.8 | 0.8                             | 99.6  | 2.4   | 84.8  | -0.1                   | Nov.      |           |
| 12月  | 99.3     | 2.1  | 106.5 | 0.2                                     | 119.3 | -0.4                            | 96.1  | -3.5  | 85.6  | 0.9                    | Dec.      |           |
| 2023年 1月   | 97.0     | -2.3   | 104.8 | -1.6                                    | 120.4 | 0.9                             | 98.5  | 2.5   | 84.3  | -1.5                   | Jan. 2023 |           |
| 2月   | 96.4     | -0.6   | 104.9 | 0.1                                     | 117.7 | -2.2                            | 103.2 | 4.8   | 84.4  | 0.1                    | Feb.      |           |
| 3月   | 94.4     | -2.1   | 104.0 | -0.9                                    | 109.5 | -7.0                            | 89.7  | -13.1                                       | 85.3  | 1.1                    | Mar.      |           |
| 原指数・前年(同年・同期)比<br>Original Index / %Change From Previous Year                      | 2020年    | 97.5   | -2.0  | 102.8                                   | -2.7  | 104.4                           | -1.2  | 90.5  | -12.7 | 91.3                   | -9.9      | C.Y. 2020 |
|  | 2021年    | 98.7   | 1.2   | 104.4                                   | 1.6   | 109.0                           | 4.4   | 91.6  | 1.2   | 92.0                   | 0.8       | 2021      |
|  | 2022年    | 100.0  | 1.3   | 105.2                                   | 0.8   | 114.0                           | 4.6   | 96.3  | 5.1   | 86.9                   | -5.5      | 2022      |
|  | 2020年度   | 97.8   | -1.3  | 102.4                                   | -2.8  | 103.7                           | -2.4  | 88.5  | -13.8 | 90.9                   | -8.8      | F.Y. 2020 |
|  | 2021年度   | 99.7   | 1.9   | 104.1                                   | 1.7   | 109.5                           | 5.6   | 92.2  | 4.2   | 91.1                   | 0.2       | 2021      |
|  | 2022年度   | 98.5   | -1.2  | 105.5                                   | 1.3   | 116.0                           | 5.9   | 96.9  | 5.1   | 85.7                   | -5.9      | 2022      |
|  | 2022年 I期 | 109.1  | 3.7   | 112.2                                   | -0.9  | 124.6                           | 1.7   | 92.7  | 2.7   | 89.8                   | -3.5      | Q1 2022   |
|  | II期      | 90.8   | 1.0   | 100.5                                   | 2.0   | 104.8                           | 5.1   | 94.7  | 5.1   | 84.5                   | -5.7      | Q2        |
|  | III期     | 103.1  | 2.6   | 102.8                                   | 1.5   | 111.7                           | 6.2   | 95.8  | 7.8   | 84.6                   | -6.5      | Q3        |
|  | IV期      | 97.0   | -2.3  | 105.4                                   | 0.9   | 114.8                           | 5.6   | 101.8                                       | 4.8   | 88.6                   | -6.3      | Q4        |
|  | 2023年 I期 | 103.0  | -5.6  | 113.3                                   | 1.0   | 132.6                           | 6.4   | 95.4  | 2.9   | 85.2                   | -5.1      | Q1 2023   |
|  | 2022年 1月 | 117.3  | 1.6   | 98.6                                    | -0.7  | 96.4                            | 4.4   | 87.7  | 5.8   | 82.4                   | -2.6      | Jan. 2022 |
|  | 2月       | 107.3  | 7.3   | 98.6                                    | 0.8   | 99.0                            | 8.4   | 82.8  | 1.0   | 85.1                   | -3.2      | Feb.      |
|  | 3月       | 102.7  | 2.5   | 139.3                                   | -2.2  | 178.3                           | -3.0  | 107.7                                       | 1.7   | 102.0                  | -4.4      | Mar.      |
|  | 4月       | 89.8   | -0.1  | 98.2                                    | 2.2   | 98.7                            | 5.4   | 93.2  | 2.9   | 87.9                   | -6.2      | Apr.      |
| 5月   | 88.1     | 0.1  | 95.6  | 2.9                                     | 94.1  | 6.2                             | 92.1  | 7.5   | 79.0  | -4.2                   | May       |           |
| 6月   | 94.6     | 3.1  | 107.8 | 1.1                                     | 121.5 | 3.9                             | 98.9  | 5.3   | 86.6  | -6.6                   | Jun.      |           |
| 7月   | 106.9    | 1.9  | 96.5  | 1.8                                     | 97.9  | 9.0                             | 95.5  | 4.3   | 83.8  | -9.0                   | Jul.      |           |
| 8月   | 105.8    | 1.8  | 95.1  | 1.6                                     | 96.9  | 7.7                             | 95.0  | 11.4  | 82.4  | -3.9                   | Aug.      |           |
| 9月   | 96.5     | 4.2  | 116.9 | 1.1                                     | 140.3 | 3.2                             | 96.9  | 7.9   | 87.7  | -6.5                   | Sep.      |           |
| 10月  | 91.0     | -2.7   | 99.5  | 0.5                                     | 102.9 | 5.8                             | 101.2 | 5.3   | 84.4  | -7.0                   | Oct.      |           |
| 11月  | 91.1     | -3.6   | 100.0 | 1.9                                     | 103.2 | 6.5                             | 101.9 | 8.3   | 86.8  | -6.7                   | Nov.      |           |
| 12月  | 109.0    | -0.9   | 116.8 | 0.4                                     | 138.4 | 5.0                             | 102.4 | 1.2   | 94.5  | -5.4                   | Dec.      |           |
| 2023年 1月   | 111.8    | -4.7   | 98.9  | 0.3                                     | 103.0 | 6.8                             | 91.2  | 4.0   | 77.4  | -6.1                   | Jan. 2023 |           |
| 2月   | 100.5    | -6.3   | 98.7  | 0.1                                     | 102.7 | 3.7                             | 93.3  | 12.7  | 80.6  | -5.3                   | Feb.      |           |
| 3月   | 96.6     | -5.9   | 142.3 | 2.2                                     | 192.0 | 7.7                             | 101.7 | -5.6  | 97.7  | -4.2                   | Mar.      |           |

|   |          | 金融業, 保険業              |          | 金融業                |          | 物品賃貸業(自動車賃貸業を含む)  |          | 事業者向け関連サービス               |          | 小売業          |           | ウエイト      |
|---|----------|-----------------------|----------|--------------------|----------|---|----------|---------------------------|----------|--------------|-----------|-----------|
|   |          | Finance and Insurance |          | Financial Services |          | Goods Rental and Leasing<br>(include Automobile Rental and Leasing) |          | Business-related Services |          | Retail Trade |           |           |
|   |          | 伸び率(%)                | % Change | 伸び率(%)             | % Change | 伸び率(%)  | % Change | 伸び率(%)                    | % Change | 伸び率(%)       | % Change  |           |
| ウエイト  |          | 878.5                 |          | 512.6              |          | 249.1   |          | 881.7                     |          | 1182.6       |           | Weight    |
| 季節調整済指数・前月(期)比<br>Seasonally Adjusted Index / % Change From Previous Month(Quarter) | 2022年 I期 | 107.1                 | 0.3      | 123.4              | 1.0      | 103.5   | 0.5      | 104.4                     | 1.4      | 96.8         | -1.1      | Q1 2022   |
|   | II期      | 110.7                 | 3.4      | 125.2              | 1.5      | 103.0   | -0.5     | 106.4                     | 1.9      | 96.7         | -0.1      | Q2        |
|   | III期     | 111.7                 | 0.9      | 125.2              | 0.0      | 102.4   | -0.6     | 105.0                     | -1.3     | 97.4         | 0.7       | Q3        |
|   | IV期      | 114.3                 | 2.3      | 126.8              | 1.3      | 102.4   | 0.0      | 105.2                     | 0.2      | 97.4         | 0.0       | Q4        |
|   | 2023年 I期 | 112.2                 | -1.8     | 126.0              | -0.6     | 101.3   | -1.1     | 105.2                     | 0.0      | 99.5         | 2.2       | Q1 2023   |
|   | 2022年 1月 | 107.4                 | 0.9      | 123.1              | 1.0      | 103.5   | 0.6      | 102.2                     | -0.9     | 96.9         | -0.6      | Jan. 2022 |
|   | 2月       | 108.2                 | 0.7      | 122.3              | -0.6     | 102.8   | -0.7     | 102.5                     | 0.3      | 96.3         | -0.6      | Feb.      |
|   | 3月       | 105.8                 | -2.2     | 124.7              | 2.0      | 104.2   | 1.4      | 108.4                     | 5.8      | 97.3         | 1.0       | Mar.      |
|   | 4月       | 110.0                 | 4.0      | 123.7              | -0.8     | 102.8   | -1.3     | 106.7                     | -1.6     | 96.6         | -0.7      | Apr.      |
|   | 5月       | 111.3                 | 1.2      | 126.1              | 1.9      | 103.2   | 0.4      | 106.4                     | -0.3     | 97.0         | 0.4       | May       |
|   | 6月       | 110.8                 | -0.4     | 125.9              | -0.2     | 102.9   | -0.3     | 106.2                     | -0.2     | 96.5         | -0.5      | Jun.      |
|   | 7月       | 111.1                 | 0.3      | 125.5              | -0.3     | 102.7   | -0.2     | 104.9                     | -1.2     | 96.8         | 0.3       | Jul.      |
|   | 8月       | 112.1                 | 0.9      | 125.3              | -0.2     | 102.4   | -0.3     | 105.6                     | 0.7      | 97.3         | 0.5       | Aug.      |
| 9月  | 112.0    | -0.1                  | 124.8    | -0.4               | 102.1    | -0.3  | 104.6    | -0.9                      | 98.2     | 0.9          | Sep.      |           |
| 10月   | 113.9    | 1.7                   | 125.9    | 0.9                | 102.5    | 0.4   | 104.6    | 0.0                       | 98.1     | -0.1         | Oct.      |           |
| 11月   | 114.2    | 0.3                   | 126.3    | 0.3                | 102.3    | -0.2  | 105.1    | 0.5                       | 97.0     | -1.1         | Nov.      |           |
| 12月   | 114.8    | 0.5                   | 128.3    | 1.6                | 102.3    | 0.0   | 105.9    | 0.8                       | 97.1     | 0.1          | Dec.      |           |
| 2023年 1月  | 111.4    | -3.0                  | 125.2    | -2.4               | 101.9    | -0.4  | 104.1    | -1.7                      | 98.1     | 1.0          | Jan. 2023 |           |
| 2月  | 113.6    | 2.0                   | 126.1    | 0.7                | 102.5    | 0.6   | 103.2    | -0.9                      | 99.6     | 1.5          | Feb.      |           |
| 3月  | 111.6    | -1.8                  | 126.7    | 0.5                | 99.6     | -2.8  | 108.3    | 4.9                       | 100.7    | 1.1          | Mar.      |           |
| 原指数・前年(同年・同期)比<br>Original Index / % Change From Previous Year                      | 2020年    | 100.9                 | 0.6      | 112.8              | 4.8      | 105.3   | -2.0     | 102.4                     | -4.7     | 97.5         | -3.8      | C.Y. 2020 |
|   | 2021年    | 105.2                 | 4.3      | 119.5              | 5.9      | 104.1   | -1.1     | 103.4                     | 1.0      | 98.0         | 0.5       | 2021      |
|   | 2022年    | 110.8                 | 5.3      | 125.1              | 4.7      | 102.8   | -1.2     | 105.3                     | 1.8      | 97.1         | -0.9      | 2022      |
|   | 2020年度   | 101.8                 | 1.6      | 114.5              | 5.2      | 104.6   | -2.9     | 101.4                     | -5.4     | 97.7         | -3.0      | F.Y. 2020 |
|   | 2021年度   | 105.9                 | 4.0      | 120.9              | 5.6      | 103.9   | -0.7     | 103.9                     | 2.5      | 97.2         | -0.5      | 2021      |
|   | 2022年度   | 112.2                 | 5.9      | 125.9              | 4.1      | 102.2   | -1.6     | 105.5                     | 1.5      | 97.7         | 0.5       | 2022      |
|   | 2022年 I期 | 107.3                 | 2.6      | 122.4              | 4.9      | 103.9   | -1.0     | 103.6                     | 1.9      | 95.3         | -3.2      | Q1 2022   |
|   | II期      | 110.9                 | 5.9      | 125.6              | 6.2      | 100.5   | -1.6     | 104.1                     | 2.6      | 94.8         | -0.6      | Q2        |
|   | III期     | 110.4                 | 6.4      | 123.3              | 4.8      | 103.0   | -1.9     | 106.9                     | 0.9      | 95.7         | 0.3       | Q3        |
|   | IV期      | 114.5                 | 6.2      | 129.2              | 3.2      | 103.6   | -0.8     | 106.7                     | 2.0      | 102.6        | -0.3      | Q4        |
|   | 2023年 I期 | 112.8                 | 5.1      | 125.4              | 2.5      | 101.8   | -2.0     | 104.1                     | 0.5      | 97.8         | 2.6       | Q1 2023   |
|   | 2022年 1月 | 102.6                 | 3.7      | 120.1              | 6.2      | 102.0   | -0.8     | 94.9                      | 1.3      | 94.4         | -2.1      | Jan. 2022 |
|   | 2月       | 101.9                 | 4.4      | 119.8              | 5.0      | 101.0   | -1.8     | 96.9                      | 0.8      | 87.6         | -4.7      | Feb.      |
| 3月  | 117.3    | -0.1                  | 127.3    | 3.6                | 108.8    | -0.5  | 118.9    | 3.1                       | 103.9    | -3.0         | Mar.      |           |
| 4月  | 110.3    | 2.6                   | 122.0    | 3.4                | 99.6     | -2.4  | 103.3    | 2.2                       | 95.7     | -0.2         | Apr.      |           |
| 5月  | 109.0    | 8.9                   | 124.0    | 8.2                | 100.4    | -0.6  | 99.2     | 3.2                       | 94.4     | 0.0          | May       |           |
| 6月  | 113.5    | 6.5                   | 130.9    | 7.0                | 101.4    | -1.8  | 109.7    | 2.3                       | 94.4     | -1.7         | Jun.      |           |
| 7月  | 110.2    | 5.9                   | 122.1    | 5.8                | 102.6    | -2.0  | 106.5    | -0.3                      | 98.6     | -0.6         | Jul.      |           |
| 8月  | 109.7    | 7.9                   | 124.6    | 6.4                | 102.5    | -1.6  | 104.7    | 1.3                       | 94.2     | 0.4          | Aug.      |           |
| 9月  | 111.2    | 5.4                   | 123.2    | 2.2                | 103.9    | -2.0  | 109.5    | 2.0                       | 94.4     | 1.4          | Sep.      |           |
| 10月   | 111.3    | 5.5                   | 126.8    | 3.2                | 103.5    | -0.8  | 106.0    | 1.4                       | 97.9     | 0.8          | Oct.      |           |
| 11月   | 111.8    | 7.0                   | 126.4    | 3.0                | 103.3    | -0.5  | 105.6    | 2.0                       | 97.3     | -1.4         | Nov.      |           |
| 12月   | 120.4    | 6.2                   | 134.3    | 3.4                | 104.1    | -0.9  | 108.6    | 2.7                       | 112.6    | -0.2         | Dec.      |           |
| 2023年 1月  | 106.6    | 3.9                   | 122.5    | 2.0                | 100.6    | -1.4  | 95.5     | 0.6                       | 95.2     | 0.8          | Jan. 2023 |           |
| 2月  | 108.1    | 6.1                   | 123.7    | 3.3                | 100.7    | -0.3  | 98.3     | 1.4                       | 90.6     | 3.4          | Feb.      |           |
| 3月  | 123.8    | 5.5                   | 130.1    | 2.2                | 104.1    | -4.3  | 118.5    | -0.3                      | 107.6    | 3.6          | Mar.      |           |

|  |          | 不動産業<br>Real Estate |       | 医療、福祉<br>Medical, Health Care and Welfare |      | 生活娯楽関連サービス<br>Living and Amusement-related Services |       | 製造業依存型事業所向けサービス<br>Manufacturing-dependent Business Services |       | 非製造業依存型事業所向けサービス<br>Non-manufacturing-dependent Business Services |           |           |
|--|----------|---------------------|-------|---|------|---|-------|--|-------|---|-----------|-----------|
|  |          | 伸び率(%)<br>%Change   |       | 伸び率(%)<br>%Change                         |      | 伸び率(%)<br>%Change                                   |       | 伸び率(%)<br>%Change  |       | 伸び率(%)<br>%Change   |           |           |
| ウエイト   |          | 809.2               |       | 1238.9                                    |      | 1115.5  |       | 1409.3   |       | 3703.2  |           | Weight    |
| 季節調整済指数・前月(期)比<br>Seasonally Adjusted Index / %Change From Previous Month(Quarter) | 2022年 I期 | 99.0                | -2.0  | 110.4                                     | -0.5 | 79.2  | -0.1  | 95.3   | 0.7   | 101.4   | 0.0       | Q1 2022   |
|  | II期      | 99.1                | 0.1   | 112.2                                     | 1.6  | 85.2  | 7.6   | 92.7   | -2.7  | 102.5   | 1.1       | Q2        |
|  | III期     | 98.9                | -0.2  | 113.0                                     | 0.7  | 84.7  | -0.6  | 93.2   | 0.5   | 102.6   | 0.1       | Q3        |
|  | IV期      | 99.2                | 0.3   | 113.4                                     | 0.4  | 82.8  | -2.2  | 92.7   | -0.5  | 102.6   | 0.0       | Q4        |
|  | 2023年 I期 | 98.1                | -1.1  | 117.6                                     | 3.7  | 91.9  | 11.0  | 88.6   | -4.4  | 103.4   | 0.8       | Q1 2023   |
|  | 2022年 1月 | 100.3               | 0.1   | 110.7                                     | -0.2 | 79.0  | -0.6  | 95.7   | 1.2   | 101.5   | 0.1       | Jan. 2022 |
|  | 2月       | 99.2                | -1.1  | 108.7                                     | -1.8 | 77.9  | -1.4  | 94.9   | -0.8  | 101.4   | -0.1      | Feb.      |
|  | 3月       | 97.6                | -1.6  | 111.7                                     | 2.8  | 80.6  | 3.5   | 95.4   | 0.5   | 101.4   | 0.0       | Mar.      |
|  | 4月       | 99.4                | 1.8   | 111.0                                     | -0.6 | 81.8  | 1.5   | 93.5   | -2.0  | 102.4   | 1.0       | Apr.      |
|  | 5月       | 99.4                | 0.0   | 113.0                                     | 1.8  | 88.1  | 7.7   | 91.1   | -2.6  | 102.5   | 0.1       | May       |
|  | 6月       | 98.5                | -0.9  | 112.6                                     | -0.4 | 85.8  | -2.6  | 93.6   | 2.7   | 102.7   | 0.2       | Jun.      |
|  | 7月       | 99.3                | 0.8   | 112.3                                     | -0.3 | 84.9  | -1.0  | 92.8   | -0.9  | 102.3   | -0.4      | Jul.      |
|  | 8月       | 98.8                | -0.5  | 113.6                                     | 1.2  | 84.9  | 0.0   | 94.0   | 1.3   | 102.9   | 0.6       | Aug.      |
|  | 9月       | 98.7                | -0.1  | 113.0                                     | -0.5 | 84.4  | -0.6  | 92.9   | -1.2  | 102.5   | -0.4      | Sep.      |
|  | 10月      | 99.5                | 0.8   | 112.9                                     | -0.1 | 83.4  | -1.2  | 92.4   | -0.5  | 102.5   | 0.0       | Oct.      |
|  | 11月      | 98.6                | -0.9  | 114.0                                     | 1.0  | 82.9  | -0.6  | 93.6   | 1.3   | 102.4   | -0.1      | Nov.      |
| 12月  | 99.4     | 0.8                 | 113.4 | -0.5                                      | 82.0 | -1.1  | 92.1  | -1.6   | 103.0 | 0.6   | Dec.      |           |
| 2023年 1月   | 98.6     | -0.8                | 116.2 | 2.5                                       | 89.8 | 9.5   | 89.3  | -3.0   | 103.1 | 0.1   | Jan. 2023 |           |
| 2月   | 98.4     | -0.2                | 119.1 | 2.5                                       | 94.7 | 5.5   | 91.6  | 2.6  | 103.5 | 0.4   | Feb.      |           |
| 3月   | 97.4     | -1.0                | 117.6 | -1.3                                      | 91.1 | -3.8  | 84.9  | -7.3   | 103.6 | 0.1   | Mar.      |           |
| 原指数・前年(同年)同期比<br>Original Index / %Change From Previous Year                       | 2020年    | 101.4               | -0.7  | 104.7                                     | -2.9 | 74.1  | -24.9 | 94.6   | -7.8  | 99.3  | -4.8      | C.Y. 2020 |
|  | 2021年    | 101.3               | -0.1  | 109.4                                     | 4.5  | 73.2  | -1.2  | 96.0   | 1.5   | 100.8   | 1.5       | 2021      |
|  | 2022年    | 99.1                | -2.2  | 112.2                                     | 2.6  | 82.9  | 13.3  | 93.5   | -2.6  | 102.2   | 1.4       | 2022      |
|  | 2020年度   | 101.5               | -0.4  | 104.6                                     | -3.0 | 70.0  | -27.2 | 94.6   | -6.5  | 98.6  | -5.2      | F.Y. 2020 |
|  | 2021年度   | 100.5               | -1.0  | 109.8                                     | 5.0  | 74.6  | 6.6   | 95.6   | 1.1   | 101.0   | 2.4       | 2021      |
|  | 2022年度   | 98.8                | -1.7  | 113.9                                     | 3.7  | 85.9  | 15.1  | 91.7   | -4.1  | 102.7   | 1.7       | 2022      |
|  | 2022年 I期 | 99.4                | -3.1  | 108.4                                     | 1.5  | 73.6  | 8.2   | 100.4  | -1.6  | 101.2   | 0.8       | Q1 2022   |
|  | II期      | 99.2                | -2.6  | 111.5                                     | 3.1  | 81.3  | 17.5  | 88.5   | -3.7  | 100.7   | 2.2       | Q2        |
|  | III期     | 98.0                | -1.6  | 113.7                                     | 3.3  | 86.2  | 19.1  | 91.6   | -2.6  | 102.1   | 1.7       | Q3        |
|  | IV期      | 99.6                | -1.5  | 115.2                                     | 2.5  | 90.4  | 8.5   | 93.2   | -2.9  | 104.9   | 1.0       | Q4        |
|  | 2023年 I期 | 98.5                | -0.9  | 115.4                                     | 6.5  | 85.7  | 16.4  | 93.4   | -7.0  | 103.3   | 2.1       | Q1 2023   |
|  | 2022年 1月 | 97.0                | -2.0  | 108.2                                     | 3.9  | 74.7  | 14.6  | 92.0   | -1.2  | 95.1  | 1.7       | Jan. 2022 |
|  | 2月       | 99.6                | -2.8  | 101.6                                     | 0.3  | 63.4  | 2.6   | 93.0   | -1.3  | 94.6  | 1.0       | Feb.      |
|  | 3月       | 101.5               | -4.5  | 115.5                                     | 0.5  | 82.8  | 7.5   | 116.2  | -2.2  | 113.9   | -0.2      | Mar.      |
|  | 4月       | 99.8                | -2.0  | 109.0                                     | 0.9  | 78.6  | 11.6  | 88.0   | -4.8  | 100.8   | 1.2       | Apr.      |
|  | 5月       | 98.8                | -2.8  | 111.1                                     | 5.2  | 86.5  | 21.7  | 83.0   | -3.0  | 97.1  | 3.6       | May       |
| 6月   | 99.0     | -3.2                | 114.3 | 3.3                                       | 78.8 | 19.4  | 94.6  | -3.3   | 104.2 | 2.0   | Jun.      |           |
| 7月   | 99.4     | -1.4                | 115.0 | 3.6                                       | 84.4 | 14.1  | 90.5  | -4.8   | 100.8 | 0.5   | Jul.      |           |
| 8月   | 95.9     | -2.1                | 114.0 | 3.4                                       | 90.6 | 22.4  | 89.4  | -0.1   | 99.8  | 2.8   | Aug.      |           |
| 9月   | 98.7     | -1.4                | 112.1 | 2.7                                       | 83.6 | 20.8  | 95.0  | -2.5   | 105.6 | 1.6   | Sep.      |           |
| 10月  | 100.2    | -0.7                | 116.0 | 2.6                                       | 89.1 | 13.2  | 90.7  | -3.6   | 101.9 | 0.5   | Oct.      |           |
| 11月  | 98.5     | -3.4                | 114.6 | 2.5                                       | 89.2 | 7.7   | 92.8  | -0.9   | 102.1 | 1.0   | Nov.      |           |
| 12月  | 100.2    | -0.3                | 115.0 | 2.3                                       | 93.0 | 5.1   | 96.2  | -4.0   | 110.6 | 1.2   | Dec.      |           |
| 2023年 1月   | 95.5     | -1.5                | 113.4 | 4.8                                       | 83.6 | 11.9  | 86.2  | -6.3   | 96.6  | 1.6   | Jan. 2023 |           |
| 2月   | 98.7     | -0.9                | 111.0 | 9.3                                       | 78.6 | 24.0  | 90.5  | -2.7   | 97.0  | 2.5   | Feb.      |           |
| 3月   | 101.3    | -0.2                | 121.7 | 5.4                                       | 95.0 | 14.7  | 103.6 | -10.8  | 116.4 | 2.2   | Mar.      |           |

業種分類別活動指数【直近3ヵ月】  
Recent Data of Indices of Tertiary Industry Activity and Industry-Classified Indices

2015年=100  
2015Average=100

| 分類名  | ウエイト<br>Weight | 季節調整済指数<br>Seasonally Adjusted Index |            |            |   |                                   | 原 指 数<br>Original Index |            |            |  |                                   |
|--|----------------|--------------------------------------|------------|------------|---|-----------------------------------|-------------------------|------------|------------|--|-----------------------------------|
|  |                | 1月<br>Jan.                           | 2月<br>Feb. | 3月<br>Mar. | 前月比<br>%Change<br>From<br>Previous<br>Month | 寄与度<br>Contribution<br>to %Change | 1月<br>Jan.              | 2月<br>Feb. | 3月<br>Mar. | 前年同月比<br>%Change<br>From<br>Previous<br>Year | 寄与度<br>Contribution<br>to %Change |
| 第3次産業総合<br>Tertiary Industry   | 10000.0        | 100.0                                | 101.7      | 100.0      | -1.7  |                                   | 95.5                    | 95.0       | 110.7      | 1.7  |                                   |
| 電気・ガス・熱供給・水道業<br>Electricity, Gas, Heat Supply and Water   | 378.3          | 97.0                                 | 96.4       | 94.4       | -2.1  | -0.07                             | 111.8                   | 100.5      | 96.6       | -5.9   | -0.21                             |
| 電気業<br>Production, Transmission and Distribution of Electricity                                    | 244.5          | 94.1                                 | 93.8       | 89.7       | -4.4  | -0.10                             | 110.1                   | 98.0       | 90.6       | -8.3   | -0.18                             |
| ガス業<br>Manufacture of Gas  | 47.8           | 109.2                                | 107.5      | 110.1      | 2.4   | 0.01                              | 139.9                   | 128.1      | 122.5      | -4.4   | -0.02                             |
| 熱供給業<br>Heat Supply  | 2.8            | 98.2                                 | 104.0      | 93.1       | -10.5                                       | 0.00                              | 115.5                   | 101.3      | 77.6       | -13.2  | 0.00                              |
| 水道業<br>Water Supply and Sewage   | 83.2           | 99.0                                 | 99.5       | 98.6       | -0.9  | -0.01                             | 100.7                   | 91.8       | 99.9       | -0.2   | 0.00                              |
| 情報通信業<br>Information and Communications  | 946.9          | 104.8                                | 104.9      | 104.0      | -0.9  | -0.08                             | 98.9                    | 98.7       | 142.3      | 2.2  | 0.26                              |
| 通信業<br>Communications  | 323.2          | 101.1                                | 103.4      | 102.5      | -0.9  | -0.03                             | 103.3                   | 104.9      | 111.1      | -5.9   | -0.21                             |
| 放送業<br>Broadcasting  | 72.8           | 92.1                                 | 91.7       | 91.3       | -0.4  | 0.00                              | 93.2                    | 86.5       | 103.7      | -1.6   | -0.01                             |
| 情報サービス業<br>Information Services  | 405.2          | 120.4                                | 117.7      | 109.5      | -7.0  | -0.33                             | 103.0                   | 102.7      | 192.0      | 7.7  | 0.51                              |
| ソフトウェア業<br>Computer Programming and Other Software Services  | 243.8          | 120.6                                | 115.7      | 108.9      | -5.9  | -0.16                             | 98.9                    | 99.2       | 203.2      | 6.8  | 0.29                              |
| 受注ソフトウェア<br>Custom Software Services   | 196.3          | 109.4                                | 106.9      | 98.3       | -8.0  | -0.17                             | 84.9                    | 88.8       | 197.2      | 8.9  | 0.29                              |
| ソフトウェアプロダクト<br>Package Software Services   | 47.5           | 168.2                                | 156.2      | 147.8      | -5.4  | -0.04                             | 156.6                   | 142.2      | 228.2      | 0.0  | 0.00                              |
| ゲームソフト<br>Game Software Services   | 15.4           | 194.1                                | 193.0      | 185.0      | -4.1  | -0.01                             | 199.0                   | 173.4      | 225.5      | -16.2  | -0.06                             |
| ソフトウェアプロダクト（除くゲームソフト）<br>Package Software Services (except Game Software Services)                 | 32.1           | 164.9                                | 138.7      | 126.0      | -9.2  | -0.04                             | 136.2                   | 127.2      | 229.5      | 10.1   | 0.06                              |
| 情報処理・提供サービス業<br>Data Processing and Information Services   | 161.4          | 117.5                                | 118.2      | 116.7      | -1.3  | -0.02                             | 109.3                   | 107.9      | 175.1      | 9.4  | 0.22                              |
| インターネット附随サービス業<br>Services Incidental to Internet  | 32.8           | 128.1                                | 127.2      | 127.2      | 0.0   | 0.00                              | 127.8                   | 119.6      | 137.8      | -7.5   | -0.03                             |
| 映像・音声・文字情報制作業<br>Video Picture, Sound Information, Character Information Production & Distribution | 112.9          | 70.7                                 | 69.7       | 69.7       | 0.0   | 0.00                              | 67.2                    | 68.4       | 79.0       | -0.3   | 0.00                              |
| 映像情報制作・配給業<br>Video Picture Information Production and Distribution                                | 44.6           | 76.2                                 | 73.7       | 74.3       | 0.8   | 0.00                              | 76.4                    | 66.8       | 79.9       | 5.8  | 0.02                              |
| 音声情報制作業<br>Sound Information Production  | 6.9            | 62.3                                 | 88.6       | 82.9       | -6.4  | 0.00                              | 51.7                    | 77.6       | 83.5       | 13.1   | 0.01                              |
| 新聞業<br>Newspaper Publishers  | 32.5           | 66.2                                 | 65.9       | 65.6       | -0.5  | 0.00                              | 66.2                    | 65.8       | 65.5       | -6.3   | -0.01                             |
| 出版業<br>Publishers, except Newspapers   | 28.9           | 66.4                                 | 63.5       | 64.8       | 2.0   | 0.00                              | 57.6                    | 71.7       | 91.6       | -5.3   | -0.01                             |
| 運輸業、郵便業<br>Transport and Postal Activities   | 968.8          | 98.5                                 | 103.2      | 89.7       | -13.1                                       | -1.29                             | 91.2                    | 93.3       | 101.7      | -5.6   | -0.53                             |
| 運輸業<br>Transport   | 928.1          | 99.1                                 | 104.2      | 89.9       | -13.7                                       | -1.30                             | 91.8                    | 94.3       | 102.4      | -5.7   | -0.53                             |
| 鉄道業<br>Railway Transport   | 184.2          | 86.7                                 | 91.3       | 84.4       | -7.6  | -0.12                             | 85.6                    | 79.9       | 84.2       | 7.7  | 0.10                              |
| 鉄道旅客運送業<br>Railway Passenger Transport   | 181.4          | 87.0                                 | 88.4       | 84.3       | -4.6  | -0.07                             | 85.6                    | 79.7       | 84.1       | 7.8  | 0.10                              |
| 鉄道貨物運送業<br>Railway Freight Transport   | 2.8            | 85.2                                 | 87.8       | 84.7       | -3.5  | 0.00                              | 85.2                    | 89.2       | 93.1       | 0.2  | 0.00                              |
| 道路旅客運送業<br>Road Passenger Transport  | 96.7           | 86.2                                 | 91.3       | 83.8       | -8.2  | -0.07                             | 77.4                    | 75.5       | 85.4       | 8.4  | 0.06                              |
| バス業<br>Bus   | 42.7           | 94.8                                 | 96.4       | 86.7       | -10.1                                       | -0.04                             | 88.3                    | 86.1       | 90.3       | 1.2  | 0.00                              |
| タクシー業<br>Taxi  | 54.0           | 72.5                                 | 78.9       | 73.3       | -7.1  | -0.03                             | 68.8                    | 67.1       | 81.5       | 15.4   | 0.05                              |
| 道路貨物運送業<br>Road Freight Transport  | 391.7          | 106.0                                | 117.2      | 88.3       | -24.7                                       | -1.11                             | 97.5                    | 107.2      | 113.8      | -16.9  | -0.83                             |
| 一般貨物自動車運送業<br>Common Motor Trucking  | 345.1          | 102.1                                | 114.0      | 83.6       | -26.7                                       | -1.03                             | 94.2                    | 106.2      | 110.6      | -18.9  | -0.82                             |
| 宅配貨物運送業<br>Special Groupcargo Motor Trucking   | 46.6           | 132.6                                | 129.4      | 132.3      | 2.2   | 0.01                              | 122.2                   | 114.5      | 137.5      | -2.3   | -0.01                             |
| 水運業<br>Water Transport   | 32.9           | 90.7                                 | 89.5       | 92.0       | 2.8   | 0.01                              | 89.2                    | 85.2       | 97.4       | 1.4  | 0.00                              |
| 水運旅客運送業<br>Water Passenger Transport   | 1.5            | 99.1                                 | 102.6      | 100.1      | -2.4  | 0.00                              | 70.8                    | 64.5       | 116.9      | 47.2   | 0.01                              |
| 水運貨物運送業<br>Water Freight Transport   | 31.4           | 90.7                                 | 89.3       | 91.8       | 2.8   | 0.01                              | 90.0                    | 86.2       | 96.5       | -0.4   | 0.00                              |

※ 2021年4月分(2021年6月公表)から、当月分公表時に、前月、前々月、3か月前の過去3か月分の指数値を遡及計算する方式に変更しました。  
(詳細はこちら: [https://www.meti.go.jp/statistics/tyo/sanzi/kako-info.html#oshirase\\_20210615](https://www.meti.go.jp/statistics/tyo/sanzi/kako-info.html#oshirase_20210615))

※ 3か月前の指数値は、4頁からの「主要業種別指数時系列表」、または、別途公開しているExcel形式の「時系列データ」ダウンロードファイル  
(<https://www.meti.go.jp/statistics/tyo/sanzi/result-2.html#cont2>)により、確認することができます。



## 業種分類別活動指数【直近3ヵ月】

Recent Data of Indices of Tertiary Industry Activity and Industry-Classified Indices

2015年=100  
2015Average=100

| 分類名   | ウエイト<br>Weight | 季節調整済指数<br>Seasonally Adjusted Index |            |            |  |                                    |            | 原指数<br>Original Index |            |   |                                    |  |
|---|----------------|--------------------------------------|------------|------------|--|------------------------------------|------------|-----------------------|------------|---|------------------------------------|--|
|   |                | 1月<br>Jan.                           | 2月<br>Feb. | 3月<br>Mar. | 前月比<br>% Change<br>From<br>Previous<br>Month | 寄与度<br>Contribution<br>to % Change | 1月<br>Jan. | 2月<br>Feb.            | 3月<br>Mar. | 前年同月比<br>% Change<br>From<br>Previous<br>Year | 寄与度<br>Contribution<br>to % Change |  |
|   |                |                                      |            |            |  |                                    |            |                       |            |   |                                    |  |
| 航空運輸業<br>Air Transport  | 19.6           | 83.7                                 | 118.3      | 93.0       | -21.4  | -0.05                              | 82.2       | 84.2                  | 101.5      | 74.4  | 0.08                               |  |
| 航空旅客運送業<br>Air Passenger Transport  | 16.8           | 97.3                                 | 137.7      | 101.5      | -26.3  | -0.06                              | 83.3       | 84.6                  | 102.6      | 105.2   | 0.08                               |  |
| 国際航空旅客運送業<br>International Air Passenger Transport                                  | 6.5            | 66.8                                 | 93.4       | 84.2       | -9.9   | -0.01                              | 71.2       | 66.8                  | 72.9       | 296.2   | 0.03                               |  |
| 国内航空旅客運送業<br>Domestic Air Passenger Transport                                       | 10.3           | 98.6                                 | 133.3      | 116.1      | -12.9  | -0.02                              | 90.9       | 95.9                  | 121.3      | 73.5  | 0.05                               |  |
| 航空貨物運送業<br>Air Freight Transport  | 2.8            | 81.1                                 | 91.9       | 87.4       | -4.9   | 0.00                               | 75.5       | 81.6                  | 95.2       | -11.7   | 0.00                               |  |
| 倉庫業<br>Warehousing  | 48.0           | 104.8                                | 107.1      | 105.7      | -1.3   | -0.01                              | 100.1      | 102.8                 | 108.1      | 2.4   | 0.01                               |  |
| 普通倉庫業<br>Ordinary Warehousing   | 38.7           | 104.6                                | 107.5      | 105.3      | -2.0   | -0.01                              | 100.1      | 103.7                 | 108.5      | 1.3   | 0.00                               |  |
| 冷蔵倉庫業<br>Refrigerated Warehousing   | 9.3            | 105.1                                | 105.2      | 107.8      | 2.5  | 0.00                               | 99.8       | 99.0                  | 106.6      | 7.4   | 0.01                               |  |
| 運輸に附帯するサービス業<br>Services Incidental to Transport                                    | 155.0          | 99.2                                 | 102.9      | 97.8       | -5.0   | -0.08                              | 93.0       | 91.2                  | 105.1      | 3.3   | 0.05                               |  |
| 港湾運送業<br>Port Transport   | 35.2           | 91.1                                 | 89.6       | 91.9       | 2.6  | 0.01                               | 90.4       | 86.4                  | 97.0       | 0.0   | 0.00                               |  |
| こん包業<br>Packing and Crating   | 21.9           | 104.8                                | 114.8      | 88.5       | -22.9  | -0.06                              | 96.8       | 105.4                 | 112.3      | -15.9   | -0.04                              |  |
| 運輸施設提供業<br>Transport Facilities Services  | 97.9           | 100.5                                | 105.7      | 101.1      | -4.4   | -0.04                              | 93.0       | 89.8                  | 106.5      | 10.6  | 0.09                               |  |
| 郵便業（信書便事業を含む）<br>Postal Activities, including Mail Delivery                         | 40.7           | 82.7                                 | 80.1       | 83.8       | 4.6  | 0.01                               | 76.4       | 71.3                  | 85.3       | -2.0  | -0.01                              |  |
| 旅客運送業<br>Passenger Transport  | 296.4          | 86.6                                 | 88.9       | 82.3       | -7.4   | -0.19                              | 82.7       | 78.6                  | 85.7       | 11.7  | 0.25                               |  |
| 貨物運送業<br>Freight Transport  | 428.7          | 104.8                                | 114.8      | 88.5       | -22.9  | -1.11                              | 96.8       | 105.4                 | 112.3      | -15.9   | -0.84                              |  |
| 卸売業<br>Wholesale Trade  | 1350.5         | 84.3                                 | 84.4       | 85.3       | 1.1  | 0.12                               | 77.4       | 80.6                  | 97.7       | -4.2  | -0.53                              |  |
| 各種商品卸売業<br>Wholesale Trade, General Merchandise                                     | 19.1           | 44.7                                 | 47.2       | 46.6       | -1.3   | 0.00                               | 45.3       | 44.3                  | 50.2       | -23.8   | -0.03                              |  |
| 繊維・衣服等卸売業<br>Wholesale Trade (Textile and Apparel)                                  | 61.0           | 49.5                                 | 48.0       | 53.2       | 10.8   | 0.03                               | 45.0       | 44.8                  | 57.3       | -4.0  | -0.01                              |  |
| 繊維品卸売業<br>Textile Products (except Apparel, Apparel Accessories and Notions)        | 11.1           | 54.0                                 | 55.6       | 56.3       | 1.3  | 0.00                               | 50.3       | 52.8                  | 63.4       | -7.8  | -0.01                              |  |
| 衣服・身の回り品卸売業<br>Apparel, Apparel Accessories and Notions                             | 49.9           | 48.2                                 | 48.0       | 50.7       | 5.6  | 0.01                               | 43.8       | 43.0                  | 56.0       | -2.9  | -0.01                              |  |
| 飲食品卸売業<br>Wholesale Trade (Food and Beverages)                                      | 234.3          | 98.5                                 | 99.3       | 99.9       | 0.6  | 0.01                               | 85.9       | 88.6                  | 102.1      | 2.9   | 0.06                               |  |
| 農畜産物・水産物卸売業<br>Agricultural, Animal and Poultry Farm and Aquatic Products           | 88.2           | 90.8                                 | 91.2       | 91.2       | 0.0  | 0.00                               | 82.3       | 83.3                  | 94.1       | -0.5  | 0.00                               |  |
| 食料・飲料卸売業<br>Food and Beverages  | 146.1          | 103.1                                | 103.5      | 105.1      | 1.5  | 0.02                               | 88.1       | 91.8                  | 107.0      | 5.0   | 0.07                               |  |
| 建築材料、鉱物・金属材料等卸売業<br>Wholesale Trade (Building Materials, Minerals and Metals, etc.) | 242.7          | 71.4                                 | 71.1       | 72.1       | 1.4  | 0.02                               | 68.0       | 71.8                  | 79.6       | -5.0  | -0.09                              |  |
| 建築材料卸売業<br>Building Materials   | 77.7           | 76.0                                 | 73.9       | 78.1       | 5.7  | 0.03                               | 69.4       | 74.5                  | 84.8       | 3.2   | 0.02                               |  |
| 化学製品卸売業<br>Chemicals and Related Products   | 85.4           | 72.9                                 | 72.7       | 73.8       | 1.5  | 0.01                               | 68.3       | 72.7                  | 82.2       | -5.5  | -0.04                              |  |
| 鉱物・金属材料卸売業<br>Minerals and Metals   | 79.6           | 65.9                                 | 66.2       | 64.5       | -2.6   | -0.01                              | 66.3       | 68.2                  | 71.8       | -12.2   | -0.07                              |  |
| 機械器具卸売業<br>Wholesale Trade (Machinery and Equipment)                                | 445.0          | 78.9                                 | 78.6       | 82.0       | 4.3  | 0.15                               | 72.7       | 78.2                  | 104.0      | -9.9  | -0.47                              |  |
| 産業機械器具卸売業<br>Industry Machinery and Equipment                                       | 153.3          | 58.4                                 | 58.0       | 58.2       | 0.3  | 0.00                               | 53.0       | 57.8                  | 76.6       | -18.2   | -0.24                              |  |
| 自動車卸売業<br>Motor Vehicles  | 63.4           | 73.0                                 | 74.8       | 78.9       | 5.5  | 0.03                               | 67.5       | 74.3                  | 95.1       | -3.2  | -0.02                              |  |
| 電気機械器具卸売業<br>Electrical Machinery and Equipment                                     | 161.8          | 102.6                                | 105.1      | 108.2      | 2.9  | 0.05                               | 97.1       | 103.7                 | 136.2      | -10.6   | -0.24                              |  |
| その他の機械器具卸売業<br>Miscellaneous Machinery and Equipment                                | 66.5           | 69.5                                 | 69.5       | 74.3       | 6.9  | 0.03                               | 63.8       | 67.1                  | 97.6       | 6.3   | 0.04                               |  |
| その他卸売業（機械器具を除く住関連卸売業）<br>Wholesale Trade (Miscellaneous wholesale trade)            | 348.4          | 100.3                                | 99.3       | 99.9       | 0.6  | 0.02                               | 91.7       | 92.5                  | 108.9      | 0.1   | 0.00                               |  |
| 家具・建具・じゅう器等卸売業<br>Wholesale Trade (Furniture, Fixture and House Furnishings)        | 27.8           | 63.3                                 | 64.3       | 67.9       | 5.6  | 0.01                               | 53.2       | 60.7                  | 79.8       | 2.3   | 0.00                               |  |
| 医薬品・化粧品等卸売業<br>Wholesale Trade (Drugs and Toiletries)                               | 131.0          | 137.1                                | 134.1      | 138.5      | 3.3  | 0.06                               | 122.4      | 120.8                 | 141.2      | 13.7  | 0.20                               |  |
| その他の卸売業<br>Other Wholesales Trade   | 189.6          | 81.6                                 | 81.4       | 79.5       | -2.3   | -0.04                              | 76.1       | 77.6                  | 90.9       | -11.4   | -0.20                              |  |

業種分類別活動指数【直近3ヵ月】  
Recent Data of Indices of Tertiary Industry Activity and Industry-Classified Indices

2015年=100  
2015Average=100

| 分類名   | ウエイト<br>Weight | 季節調整済指数<br>Seasonally Adjusted Index |            |            |  |                                    | 原指数<br>Original Index |            |            |   |                                    |
|---|----------------|--------------------------------------|------------|------------|--|------------------------------------|-----------------------|------------|------------|---|------------------------------------|
|   |                | 1月<br>Jan.                           | 2月<br>Feb. | 3月<br>Mar. | 前月比<br>% Change<br>From<br>Previous<br>Month | 寄与度<br>Contribution<br>to % Change | 1月<br>Jan.            | 2月<br>Feb. | 3月<br>Mar. | 前年同月比<br>% Change<br>From<br>Previous<br>Year | 寄与度<br>Contribution<br>to % Change |
| 金融業、保険業<br>Finance and Insurance  | 878.5          | 111.4                                | 113.6      | 111.6      | -1.8   | -0.17                              | 106.6                 | 108.1      | 123.8      | 5.5   | 0.52                               |
| 金融業<br>Financial Services   | 512.6          | 125.2                                | 126.1      | 126.7      | 0.5  | 0.03                               | 122.5                 | 123.7      | 130.1      | 2.2   | 0.13                               |
| 銀行業・協同組織金融業<br>Banking and Financial Institutions for Cooperative Organizations             | 401.2          | 123.8                                | 125.0      | 124.4      | -0.5   | -0.02                              | 121.5                 | 123.4      | 125.8      | 1.5   | 0.07                               |
| 金融仲介業務<br>Intermediary Services   | 249.3          | 126.9                                | 126.7      | 126.5      | -0.2   | 0.00                               | 127.1                 | 126.3      | 126.0      | -0.2  | -0.01                              |
| 金融決済業務<br>Settlement Services   | 151.9          | 118.8                                | 122.7      | 120.0      | -2.2   | -0.04                              | 112.2                 | 118.5      | 125.3      | 4.4   | 0.07                               |
| 貸金業、クレジットカード業<br>Money Lending Business and Credit Card Business                            | 42.9           | 165.1                                | 173.1      | 171.0      | -1.2   | -0.01                              | 164.5                 | 153.7      | 175.0      | 12.6  | 0.08                               |
| 貸金業<br>Money Lending Business   | 3.8            | 128.2                                | 128.7      | 129.1      | 0.3  | 0.00                               | 127.7                 | 128.4      | 128.9      | 6.4   | 0.00                               |
| クレジットカード業<br>Credit Card Businesses   | 39.1           | 165.4                                | 174.1      | 173.4      | -0.4   | 0.00                               | 168.0                 | 156.2      | 179.4      | 13.0  | 0.07                               |
| 金融商品取引業、商品先物取引業<br>Financial Products Transaction and Futures Commodity Transaction Dealers | 68.5           | 104.6                                | 108.4      | 112.8      | 4.1  | 0.03                               | 102.3                 | 107.0      | 127.6      | -1.3  | -0.01                              |
| 発行業務<br>Handling of Public Offering   | 14.5           | 132.0                                | 132.5      | 127.3      | -3.9   | -0.01                              | 126.9                 | 128.6      | 122.8      | 22.7  | 0.03                               |
| 流通業務<br>Securities Brokers and Dealers  | 54.0           | 96.7                                 | 98.6       | 112.1      | 13.7   | 0.07                               | 95.7                  | 101.2      | 128.9      | -6.0  | -0.04                              |
| 保険業<br>Insurance Institutions, Including Insurance Agents, Brokers and Services             | 365.9          | 89.9                                 | 91.3       | 91.5       | 0.2  | 0.01                               | 84.4                  | 86.1       | 114.9      | 11.2  | 0.39                               |
| 生命保険業<br>Life Insurance Institutions  | 267.7          | 89.4                                 | 93.5       | 87.9       | -6.0   | -0.15                              | 77.4                  | 85.3       | 122.9      | 15.2  | 0.40                               |
| 損害保険業<br>Non-Life Insurance Institutions  | 98.2           | 98.1                                 | 98.8       | 97.6       | -1.2   | -0.01                              | 103.3                 | 88.4       | 93.2       | -1.0  | -0.01                              |
| 物品賃貸業（自動車賃貸業を含む）<br>Goods Rental and Leasing (include Automobile Rental and Leasing)        | 249.1          | 101.9                                | 102.5      | 99.6       | -2.8   | -0.07                              | 100.6                 | 100.7      | 104.1      | -4.3  | -0.11                              |
| 物品賃貸業<br>Goods Rental and Leasing   | 205.8          | 100.2                                | 100.5      | 97.7       | -2.8   | -0.06                              | 99.1                  | 99.3       | 102.6      | -5.7  | -0.12                              |
| リース業<br>Goods Leasing   | 137.7          | 97.2                                 | 97.0       | 96.6       | -0.4   | -0.01                              | 97.3                  | 97.0       | 96.7       | -3.5  | -0.04                              |
| 産業用機械リース<br>Lease of Industrial Machinery and Equipment                                     | 51.0           | 86.5                                 | 85.8       | 85.9       | 0.1  | 0.00                               | 86.7                  | 86.1       | 86.0       | -4.4  | -0.02                              |
| 事務用機械リース<br>Office Machinery Lease  | 56.0           | 104.8                                | 104.9      | 104.9      | 0.0  | 0.00                               | 104.8                 | 104.8      | 104.9      | -2.1  | -0.01                              |
| その他のリース<br>Other Lease  | 30.7           | 101.4                                | 101.3      | 99.6       | -1.7   | -0.01                              | 101.2                 | 101.0      | 99.6       | -4.8  | -0.01                              |
| レンタル業<br>Goods Rental   | 68.1           | 106.6                                | 107.7      | 100.4      | -6.8   | -0.05                              | 102.8                 | 103.8      | 114.4      | -9.3  | -0.07                              |
| 自動車賃貸業<br>Automobile Rental and Leasing   | 43.3           | 110.0                                | 112.5      | 108.9      | -3.2   | -0.02                              | 107.5                 | 107.6      | 111.5      | 2.4   | 0.01                               |
| 自動車リース業<br>Automobile Lease   | 32.5           | 106.4                                | 107.0      | 104.1      | -2.7   | -0.01                              | 105.6                 | 105.8      | 105.3      | -3.0  | -0.01                              |
| 自動車レンタル業<br>Automobile Rental   | 10.8           | 121.5                                | 132.4      | 120.2      | -9.2   | -0.01                              | 113.1                 | 112.9      | 130.1      | 18.7  | 0.02                               |
| 事業者向け関連サービス<br>Business-related Services  | 881.7          | 104.1                                | 103.2      | 108.3      | 4.9  | 0.44                               | 95.5                  | 98.3       | 118.5      | -0.3  | -0.03                              |
| 学術・開発研究機関<br>Scientific and Development Research Institutes                                 | 17.0           | 96.8                                 | 97.8       | 98.2       | 0.4  | 0.00                               | 90.3                  | 93.1       | 100.5      | 2.2   | 0.00                               |
| 専門サービス業<br>Professional Services  | 84.2           | 104.9                                | 103.6      | 104.7      | 1.1  | 0.01                               | 95.2                  | 105.5      | 113.2      | -0.6  | -0.01                              |
| 法律事務所、特許事務所<br>Lawyers' and Patent Attorneys' Offices                                       | 26.1           | 99.3                                 | 99.4       | 100.3      | 0.9  | 0.00                               | 93.1                  | 99.0       | 111.9      | -0.9  | 0.00                               |
| 公証人役場、司法書士事務所<br>Notaries Public's and Judicial Scriveners' Offices                         | 6.7            | 85.1                                 | 89.9       | 87.6       | -2.6   | 0.00                               | 82.4                  | 87.5       | 102.3      | -9.4  | -0.01                              |
| 公認会計士事務所、税理士事務所<br>Certified Public Accountants' and Auditors' Offices                      | 51.4           | 109.6                                | 106.9      | 109.1      | 2.1  | 0.01                               | 97.9                  | 111.1      | 115.2      | 0.5   | 0.00                               |
| 広告業<br>Advertising  | 76.9           | 86.3                                 | 85.2       | 92.7       | 8.8  | 0.06                               | 83.1                  | 79.4       | 122.3      | -0.6  | -0.01                              |
| 4媒体広告<br>Four Types Media Advertising   | 29.5           | 71.8                                 | 68.9       | 68.8       | -0.1   | 0.00                               | 76.4                  | 65.5       | 75.8       | -7.7  | -0.02                              |
| その他の広告<br>Miscellaneous Advertising   | 47.4           | 95.6                                 | 95.2       | 105.6      | 10.9   | 0.05                               | 87.3                  | 88.0       | 151.2      | 1.7   | 0.01                               |
| 技術サービス業<br>Technical Services   | 188.0          | 97.6                                 | 100.2      | 107.5      | 7.3  | 0.13                               | 84.2                  | 85.1       | 112.2      | 0.9   | 0.02                               |
| 土木・建築サービス業<br>Civil Engineering and Architectural Services                                  | 98.0           | 98.3                                 | 101.4      | 103.7      | 2.3  | 0.02                               | 78.0                  | 74.5       | 81.9       | 2.1   | 0.02                               |
| 機械設計業<br>Mechanical Design Services   | 30.1           | 100.8                                | 102.3      | 122.6      | 19.8   | 0.06                               | 80.8                  | 92.2       | 186.3      | 2.6   | 0.01                               |
| エンジニアリング業<br>Engineering  | 50.9           | 97.9                                 | 98.9       | 98.5       | -0.4   | 0.00                               | 97.1                  | 98.3       | 101.3      | -2.6  | -0.01                              |
| 環境計量証明業<br>Certified Environmental Survey/Measurement Services                              | 9.0            | 101.4                                | 102.4      | 112.1      | 9.5  | 0.01                               | 90.0                  | 102.6      | 255.6      | 0.9   | 0.00                               |

## 業種分類別活動指数【直近3ヵ月】

Recent Data of Indices of Tertiary Industry Activity and Industry-Classified Indices

2015年=100  
2015Average=100

| 分類名   | ウエイト<br>Weight | 季節調整済指数<br>Seasonally Adjusted Index |            |            |  |                                    | 原指数<br>Original Index |            |            |   |                                    |
|---|----------------|--------------------------------------|------------|------------|--|------------------------------------|-----------------------|------------|------------|---|------------------------------------|
|   |                | 1月<br>Jan.                           | 2月<br>Feb. | 3月<br>Mar. | 前月比<br>% Change<br>From<br>Previous<br>Month | 寄与度<br>Contribution<br>to % Change | 1月<br>Jan.            | 2月<br>Feb. | 3月<br>Mar. | 前年同月比<br>% Change<br>From<br>Previous<br>Year | 寄与度<br>Contribution<br>to % Change |
| 複合サービス事業<br>Compound Services   | 11.6           | 88.7                                 | 94.4       | 93.0       | -1.5   | 0.00                               | 80.4                  | 84.6       | 87.2       | 3.0   | 0.00                               |
| 廃棄物処理業<br>Waste Disposal Business   | 97.7           | 130.9                                | 130.2      | 134.0      | 2.9  | 0.04                               | 120.6                 | 124.6      | 151.6      | 2.6   | 0.03                               |
| 自動車整備業（事業用車両）<br>Automobile Maintenance Services for Corporations                       | 52.9           | 85.0                                 | 90.2       | 89.5       | -0.8   | 0.00                               | 75.3                  | 87.3       | 101.9      | 1.4   | 0.01                               |
| 機械修理業<br>Machine, etc. Repair Services, except Automobile Maintenance Services          | 67.6           | 111.8                                | 100.6      | 100.2      | -0.4   | 0.00                               | 99.3                  | 101.9      | 135.8      | -6.0  | -0.05                              |
| 職業紹介・労働者派遣業<br>Employment and Worker Dispatching Services                               | 217.6          | 106.7                                | 107.6      | 109.0      | 1.3  | 0.03                               | 99.8                  | 103.2      | 115.3      | -2.1  | -0.05                              |
| 警備業<br>Guard Services   | 68.2           | 104.7                                | 104.8      | 104.5      | -0.3   | 0.00                               | 107.4                 | 102.8      | 106.5      | 3.2   | 0.02                               |
| 小売業<br>Retail Trade   | 1182.6         | 98.1                                 | 99.6       | 100.7      | 1.1  | 0.13                               | 95.2                  | 90.6       | 107.6      | 3.6   | 0.40                               |
| 各種商品小売業<br>Retail Trade, General Merchandise  | 86.9           | 78.0                                 | 78.8       | 76.1       | -3.4   | -0.02                              | 77.5                  | 67.6       | 78.1       | -0.5  | 0.00                               |
| 織物・衣服・身の回り品小売業<br>Retail Trade (Dry Goods, Apparel and Apparel Accessories)             | 121.3          | 82.6                                 | 81.8       | 78.9       | -3.5   | -0.03                              | 84.3                  | 61.8       | 80.0       | -1.7  | -0.02                              |
| 飲食料品小売業<br>Retail Trade (Food and Beverages)  | 364.7          | 96.8                                 | 97.0       | 96.2       | -0.8   | -0.03                              | 92.4                  | 88.2       | 96.8       | -2.6  | -0.09                              |
| 自動車小売業<br>Retail Trade (Motor Vehicles)   | 149.1          | 96.1                                 | 102.5      | 115.4      | 12.6   | 0.19                               | 91.5                  | 106.4      | 150.5      | 19.1  | 0.33                               |
| 機械器具小売業<br>Retail Trade (Household Appliance)   | 75.1           | 98.6                                 | 100.0      | 96.1       | -3.9   | -0.03                              | 102.5                 | 91.2       | 110.9      | -10.5   | -0.09                              |
| 燃料小売業<br>Retail Trade (Fuel Stores)   | 77.1           | 98.8                                 | 100.9      | 99.4       | -1.5   | -0.01                              | 104.4                 | 103.1      | 104.8      | 0.3   | 0.00                               |
| その他の小売業（別掲を除く住関連）<br>Other Retail Trade   | 308.4          | 108.6                                | 111.0      | 114.4      | 3.1  | 0.10                               | 105.5                 | 100.3      | 118.9      | 8.7   | 0.27                               |
| 医薬品・化粧品小売業<br>Medicine and Toiletry Stores  | 120.9          | 125.2                                | 126.3      | 128.0      | 1.3  | 0.02                               | 122.6                 | 118.6      | 133.9      | 7.8   | 0.11                               |
| その他小売業<br>Others  | 187.5          | 98.5                                 | 101.4      | 105.7      | 4.2  | 0.08                               | 94.4                  | 88.5       | 109.2      | 9.3   | 0.16                               |
| <特掲>無店舗小売業（通信販売小売業）<br>Nonstore Retailers   | 55.4           | 92.5                                 | 92.9       | 92.5       | -0.4   | 0.00                               | 84.6                  | 85.2       | 95.3       | -6.1  | -0.03                              |
| 不動産業<br>Real Estate   | 809.2          | 98.6                                 | 98.4       | 97.4       | -1.0   | -0.08                              | 95.5                  | 98.7       | 101.3      | -0.2  | -0.01                              |
| 不動産取引業<br>Real Estate Agencies  | 149.7          | 92.5                                 | 94.2       | 95.3       | 1.2  | 0.02                               | 77.5                  | 95.0       | 108.6      | 0.0   | 0.00                               |
| 建物売買業，土地売買業<br>Sales Agents of Buildings and Houses and Land Subdividers and Developers | 63.6           | 88.0                                 | 86.0       | 87.7       | 2.0  | 0.01                               | 68.3                  | 85.9       | 102.5      | 0.9   | 0.01                               |
| 新築戸建住宅売買業<br>Sales Agents of Houses   | 15.1           | 107.6                                | 114.7      | 101.9      | -11.2  | -0.02                              | 92.6                  | 126.8      | 117.6      | 10.5  | 0.02                               |
| マンション分譲業<br>Sales Agents of Condominiums  | 24.0           | 64.0                                 | 56.4       | 78.5       | 39.2   | 0.05                               | 42.2                  | 57.1       | 87.7       | 1.2   | 0.00                               |
| 土地売買業<br>Land Subdividers and Developers  | 24.5           | 102.0                                | 96.0       | 92.6       | -3.5   | -0.01                              | 78.9                  | 88.9       | 107.7      | -4.9  | -0.01                              |
| 不動産代理業・仲介業<br>Real Estate Brokers   | 86.1           | 96.5                                 | 99.1       | 95.4       | -3.7   | -0.03                              | 84.2                  | 101.8      | 113.2      | -0.4  | 0.00                               |
| 戸建住宅売買仲介<br>Real Estate Brokers of Houses   | 24.3           | 101.2                                | 104.0      | 102.7      | -1.2   | 0.00                               | 85.6                  | 103.5      | 117.3      | 0.2   | 0.00                               |
| マンション売買仲介<br>Real Estate Brokers of Condominiums  | 35.9           | 97.1                                 | 95.5       | 92.6       | -3.0   | -0.01                              | 83.6                  | 105.0      | 113.1      | 0.2   | 0.00                               |
| 土地売買仲介<br>Real Estate Brokers of land subdividers                                       | 18.2           | 101.5                                | 97.6       | 93.4       | -4.3   | -0.01                              | 79.5                  | 89.2       | 107.7      | -4.7  | -0.01                              |
| 住居賃貸仲介<br>Real Estate Brokers for lessors   | 7.7            | 81.3                                 | 79.4       | 79.1       | -0.4   | 0.00                               | 94.0                  | 111.4      | 113.3      | 4.3   | 0.00                               |
| 不動産賃貸業<br>Real Estate Lessors   | 659.5          | 99.6                                 | 99.6       | 99.5       | -0.1   | -0.01                              | 99.6                  | 99.6       | 99.6       | -0.3  | -0.02                              |
| 貸事務所業<br>Office Lessors   | 258.1          | 107.1                                | 107.1      | 107.1      | 0.0  | 0.00                               | 107.0                 | 107.1      | 107.3      | 0.5   | 0.01                               |
| 住宅賃貸業<br>House and Room Lessors   | 383.3          | 94.5                                 | 94.4       | 94.4       | 0.0  | 0.00                               | 94.5                  | 94.4       | 94.4       | -0.7  | -0.02                              |
| 駐車場業<br>Automobile Parking  | 18.1           | 102.0                                | 102.0      | 102.1      | 0.1  | 0.00                               | 102.2                 | 102.2      | 101.7      | 0.3   | 0.00                               |
| 医療，福祉<br>Medical, Health Care and Welfare   | 1238.9         | 116.2                                | 119.1      | 117.6      | -1.3   | -0.18                              | 113.4                 | 111.0      | 121.7      | 5.4   | 0.71                               |
| 医療業<br>Medical and Other Health Services  | 892.6          | 120.7                                | 124.6      | 123.3      | -1.0   | -0.11                              | 118.6                 | 116.0      | 128.1      | 6.8   | 0.67                               |
| 病院・一般診療所<br>Hospitals and Clinics of Medical Practitioners                              | 790.9          | 121.2                                | 123.7      | 123.0      | -0.6   | -0.05                              | 120.0                 | 116.4      | 128.2      | 7.5   | 0.65                               |
| 歯科診療所<br>Dental Clinics   | 101.7          | 120.1                                | 119.6      | 119.4      | -0.2   | 0.00                               | 107.5                 | 113.2      | 127.7      | 2.7   | 0.03                               |
| 保健衛生<br>Public health and hygiene   | 30.9           | 114.9                                | 117.6      | 116.4      | -1.0   | 0.00                               | 94.3                  | 94.4       | 104.1      | 11.0  | 0.03                               |
| 社会福祉・介護事業<br>Social welfare   | 315.4          | 101.6                                | 102.9      | 101.6      | -1.3   | -0.04                              | 100.6                 | 98.3       | 105.3      | 0.2   | 0.01                               |

業種分類別活動指数【直近3ヵ月】  
Recent Data of Indices of Tertiary Industry Activity and Industry-Classified Indices

2015年=100  
2015Average=100

| 分類名  | ウエイト<br>Weight | 季節調整済指数<br>Seasonally Adjusted Index |            |            |   |                                   | 原指数<br>Original Index |            |            |  |                                   |
|--|----------------|--------------------------------------|------------|------------|---|-----------------------------------|-----------------------|------------|------------|--|-----------------------------------|
|  |                | 1月<br>Jan.                           | 2月<br>Feb. | 3月<br>Mar. | 前月比<br>%Change<br>From<br>Previous<br>Month | 寄与度<br>Contribution<br>to %Change | 1月<br>Jan.            | 2月<br>Feb. | 3月<br>Mar. | 前年同月比<br>%Change<br>From<br>Previous<br>Year | 寄与度<br>Contribution<br>to %Change |
| 生活娯楽関連サービス<br>Living and Amusement-related Services  | 1115.5         | 89.8                                 | 94.7       | 91.1       | -3.8  | -0.39                             | 83.6                  | 78.6       | 95.0       | 14.7   | 1.25                              |
| 宿泊業<br>Accommodations  | 90.3           | 87.3                                 | 119.5      | 108.6      | -9.1  | -0.10                             | 90.2                  | 94.6       | 114.4      | 47.2   | 0.30                              |
| 旅館<br>Japanese Style Hotels  | 25.4           | 65.5                                 | 72.9       | 78.9       | 8.2   | 0.01                              | 57.7                  | 59.4       | 79.3       | 48.8   | 0.06                              |
| ホテル<br>Hotels, except Japanese Style Hotels  | 64.9           | 112.8                                | 139.9      | 119.9      | -14.3                                       | -0.13                             | 102.9                 | 108.4      | 128.1      | 46.7   | 0.24                              |
| 飲食店、飲食サービス業<br>Eating and Drinking Places, Take Out and Delivery Services                    | 408.2          | 85.6                                 | 90.0       | 83.0       | -7.8  | -0.28                             | 81.9                  | 69.7       | 88.0       | 18.0   | 0.50                              |
| 食堂、レストラン、専門店<br>Eating Places and Specialty Restaurants                                      | 221.0          | 82.0                                 | 95.4       | 88.5       | -7.2  | -0.15                             | 87.2                  | 69.8       | 93.8       | 18.1   | 0.29                              |
| バブレストラン、居酒屋<br>Spree Eating and Drinking Places  | 75.6           | 62.0                                 | 100.2      | 62.9       | -37.2                                       | -0.28                             | 52.3                  | 52.9       | 59.0       | 78.8   | 0.18                              |
| 喫茶店<br>Coffee Shops  | 27.9           | 86.2                                 | 92.9       | 88.3       | -5.0  | -0.01                             | 87.9                  | 72.1       | 92.4       | 20.0   | 0.04                              |
| ファーストフード店<br>Fast Food Shops   | 21.7           | 120.6                                | 117.5      | 116.4      | -0.9  | 0.00                              | 114.8                 | 89.3       | 123.3      | -2.7   | -0.01                             |
| 飲食サービス業<br>Food Take Out and Delivery Services   | 62.0           | 85.9                                 | 86.9       | 87.9       | 1.2   | 0.01                              | 84.6                  | 82.2       | 88.3       | -0.8   | 0.00                              |
| 洗濯・理容・美容・浴場業<br>Laundry, Beauty and Bath Services  | 131.8          | 89.2                                 | 91.1       | 88.9       | -2.4  | -0.03                             | 72.4                  | 82.1       | 94.7       | 4.3  | 0.05                              |
| 洗濯業<br>Laundries   | 43.8           | 87.1                                 | 94.1       | 87.8       | -6.7  | -0.03                             | 66.1                  | 65.4       | 91.9       | 25.2   | 0.07                              |
| 理容業<br>Barbershops   | 14.6           | 98.4                                 | 89.7       | 89.2       | -0.6  | 0.00                              | 78.6                  | 90.4       | 96.2       | -4.7   | -0.01                             |
| 美容業<br>Hair-Dressing and Beauty Salon  | 50.5           | 87.9                                 | 95.3       | 90.1       | -5.5  | -0.03                             | 68.6                  | 90.3       | 93.5       | -4.4   | -0.02                             |
| 浴場業<br>Public Bathhouses   | 8.2            | 60.7                                 | 54.8       | 62.0       | 13.1  | 0.01                              | 70.9                  | 47.5       | 59.4       | 3.7  | 0.00                              |
| その他の洗濯・理容・美容・浴場業<br>Miscellaneous Laundry, Beauty and Bath Services                          | 14.7           | 113.0                                | 122.3      | 113.0      | -7.6  | -0.01                             | 98.7                  | 114.7      | 125.5      | -1.7   | 0.00                              |
| その他の生活関連サービス業<br>Miscellaneous Living-related and Personal Services                          | 99.9           | 80.8                                 | 92.2       | 96.2       | 4.3   | 0.04                              | 74.1                  | 76.5       | 113.1      | 18.8   | 0.16                              |
| 旅行業<br>Travel Agency   | 42.0           | 62.5                                 | 93.4       | 86.6       | -7.3  | -0.03                             | 44.1                  | 56.0       | 126.3      | 46.9   | 0.16                              |
| 国内旅行<br>Domestic Travel  | 28.2           | 56.6                                 | 89.7       | 142.2      | 58.5  | 0.15                              | 52.6                  | 64.7       | 164.9      | 32.6   | 0.10                              |
| 海外旅行<br>Overseas Travel  | 12.1           | 34.6                                 | 36.8       | 25.1       | -31.8                                       | -0.01                             | 22.2                  | 34.3       | 33.1       | 451.7  | 0.03                              |
| 外人旅行<br>Tourists from Abroad   | 1.7            | 61.4                                 | 84.5       | 141.8      | 67.8  | 0.01                              | 58.6                  | 66.4       | 150.4      | 721.9  | 0.02                              |
| 冠婚葬祭業<br>Ceremonial Occasions  | 50.7           | 110.3                                | 102.0      | 98.7       | -3.2  | -0.02                             | 103.5                 | 96.7       | 104.4      | -2.6   | -0.01                             |
| 写真業<br>Photographic Studios  | 7.2            | 45.8                                 | 78.7       | 111.7      | 41.9  | 0.02                              | 42.5                  | 53.8       | 97.2       | 49.1   | 0.02                              |
| 娯楽業<br>Services for Amusement and Hobbies  | 234.3          | 91.7                                 | 95.3       | 89.8       | -5.8  | -0.13                             | 86.2                  | 79.2       | 88.7       | 10.6   | 0.18                              |
| 映画館<br>Cinemas   | 2.4            | 75.8                                 | 85.9       | 67.0       | -22.0                                       | 0.00                              | 66.4                  | 65.2       | 70.7       | 9.8  | 0.00                              |
| 劇場・興行団<br>Performances, Theatrical Companies   | 20.8           | 183.9                                | 178.6      | 104.1      | -41.7                                       | -0.15                             | 97.9                  | 86.8       | 93.1       | 75.0   | 0.08                              |
| 音楽・芸術等興行<br>Entertainment Performances, except Professional Sports                           | 11.9           | 159.8                                | 161.7      | 138.9      | -14.1                                       | -0.03                             | 142.4                 | 128.1      | 106.4      | 136.4  | 0.07                              |
| プロスポーツ興行<br>Professional Sports Performances (Professional Sports Companies)                 | 8.9            | 208.6                                | 137.1      | 98.6       | -28.1                                       | -0.03                             | 38.4                  | 31.5       | 75.3       | 17.5   | 0.01                              |
| 競輪・競馬等の競走場、競技団<br>Bicycle, Horse, Motorcar and Motorboat Race Track Operations and Companies | 31.0           | 160.1                                | 165.3      | 152.7      | -7.6  | -0.04                             | 172.9                 | 151.7      | 151.8      | -4.8   | -0.02                             |
| スポーツ施設提供業<br>Sports Facilities   | 56.4           | 92.2                                 | 96.4       | 97.8       | 1.5   | 0.01                              | 72.8                  | 70.8       | 88.3       | 3.4  | 0.02                              |
| 遊園地・テーマパーク<br>Amusement Parks and Theme Parks  | 24.5           | 89.1                                 | 122.1      | 97.0       | -20.6                                       | -0.06                             | 69.4                  | 69.6       | 110.9      | 42.0   | 0.07                              |
| パチンコホール<br>Pachinko Parlors  | 99.2           | 63.7                                 | 69.2       | 63.5       | -8.2  | -0.06                             | 68.8                  | 62.4       | 63.2       | 6.9  | 0.04                              |
| 学習支援業<br>Learning Support  | 94.6           | 95.0                                 | 94.7       | 98.1       | 3.6   | 0.03                              | 99.4                  | 92.7       | 92.5       | -0.2   | 0.00                              |
| 学習塾<br>Supplementary Tutorial Schools  | 77.5           | 96.4                                 | 96.3       | 94.1       | -2.3  | -0.02                             | 101.8                 | 93.5       | 88.5       | -5.3   | -0.04                             |
| 外国語会話教室<br>Foreign Language Schools  | 17.1           | 88.0                                 | 88.4       | 112.8      | 27.6  | 0.04                              | 88.7                  | 88.9       | 110.9      | 24.7   | 0.03                              |
| ペット・クリニック<br>Pet Clinic  | 10.0           | 165.0                                | 128.6      | 139.0      | 8.1   | 0.01                              | 128.0                 | 93.9       | 134.2      | 17.9   | 0.02                              |
| 自動車整備業（家庭用車両）<br>Automobile Maintenance Services for Individuals                             | 46.4           | 87.6                                 | 81.3       | 89.8       | 10.5  | 0.04                              | 84.6                  | 85.6       | 109.2      | 8.2  | 0.04                              |

## 業種分類別活動指数【直近3ヵ月】

Recent Data of Indices of Tertiary Industry Activity and Industry-Classified Indices

2015年=100  
2015Average=100

| 分類名 | ウエイト<br>Weight | 季節調整済指数<br>Seasonally Adjusted Index |            |            |   |                                   | 原指数<br>Original Index |            |            |  |                                   |
|-----|----------------|--------------------------------------|------------|------------|---|-----------------------------------|-----------------------|------------|------------|--|-----------------------------------|
|     |                | 1月<br>Jan.                           | 2月<br>Feb. | 3月<br>Mar. | 前月比<br>%Change<br>From<br>Previous<br>Month | 寄与度<br>Contribution<br>to %Change | 1月<br>Jan.            | 2月<br>Feb. | 3月<br>Mar. | 前年同月比<br>%Change<br>From<br>Previous<br>Year | 寄与度<br>Contribution<br>to %Change |
|     |                |                                      |            |            |   |                                   |                       |            |            |  |                                   |

## 参考系列：産業分類定義による大分類指数

|  |         |       |       |       |       |       |       |       |       |      |       |
|--|---------|-------|-------|-------|-------|-------|-------|-------|-------|------|-------|
| 第3次産業総合（直接調整法）<br>Tertiary Industry  | 10000.0 | 100.3 | 101.6 | 100.2 | -1.4  | -1.38 | 95.5  | 95.0  | 110.7 | 1.7  | 1.75  |
| 電気・ガス・熱供給・水道業<br>Electricity, Gas, Heat Supply and Water                     | 378.3   | 97.0  | 96.4  | 94.4  | -2.1  | -0.07 | 111.8 | 100.5 | 96.6  | -5.9 | -0.21 |
| 情報通信業<br>Information and Communications                                      | 946.9   | 104.8 | 104.9 | 104.0 | -0.9  | -0.08 | 98.9  | 98.7  | 142.3 | 2.2  | 0.26  |
| 運輸業、郵便業<br>Transport and Postal Activities                                   | 968.8   | 98.5  | 103.2 | 89.7  | -13.1 | -1.29 | 91.2  | 93.3  | 101.7 | -5.6 | -0.53 |
| 卸売業、小売業<br>Wholesale and Retail Trade  | 2533.1  | 90.6  | 91.2  | 92.4  | 1.3   | 0.30  | 85.7  | 85.2  | 102.4 | -0.5 | -0.12 |
| 金融業、保険業<br>Finance and Insurance   | 878.5   | 111.4 | 113.6 | 111.6 | -1.8  | -0.17 | 106.6 | 108.1 | 123.8 | 5.5  | 0.52  |
| 不動産業、物品賃貸業<br>Real Estate and Goods Rental and Leasing                       | 1058.3  | 99.6  | 99.3  | 98.6  | -0.7  | -0.07 | 96.7  | 99.2  | 102.0 | -1.2 | -0.12 |
| 学術研究、専門・技術サービス業<br>Scientific Research, Professional and Technical Services  | 376.1   | 98.3  | 100.0 | 102.8 | 2.8   | 0.10  | 87.9  | 89.1  | 114.5 | 0.7  | 0.03  |
| 宿泊業、飲食サービス業<br>Accommodations, Eating and Drinking Services                  | 498.5   | 81.6  | 96.6  | 88.8  | -8.1  | -0.38 | 83.4  | 74.3  | 92.8  | 23.4 | 0.81  |
| 生活関連サービス業、娯楽業<br>Living-related and Personal Services and Amusement Services | 466.0   | 88.6  | 94.0  | 89.1  | -5.2  | -0.22 | 79.7  | 79.4  | 95.6  | 10.6 | 0.39  |
| 学習支援業<br>Learning Support  | 94.6    | 95.0  | 94.7  | 98.1  | 3.6   | 0.03  | 99.4  | 92.7  | 92.5  | -0.2 | 0.00  |
| 医療、福祉<br>Medical, Health Care and Welfare                                    | 1238.9  | 116.2 | 119.1 | 117.6 | -1.3  | -0.18 | 113.4 | 111.0 | 121.7 | 5.4  | 0.71  |
| 複合サービス事業<br>Compound Services  | 11.6    | 88.7  | 94.4  | 93.0  | -1.5  | 0.00  | 80.4  | 84.6  | 87.2  | 3.0  | 0.00  |
| その他サービス業（公務等を除く）<br>Miscellaneous Services (except Government Services etc.) | 550.4   | 108.5 | 106.5 | 107.4 | 0.8   | 0.05  | 100.7 | 103.8 | 121.4 | -0.1 | -0.01 |

## 再編集系列

|   |        |       |       |       |      |       |       |       |       |       |       |
|---|--------|-------|-------|-------|------|-------|-------|-------|-------|-------|-------|
| 広義対個人サービス<br>Broad-ranging Personal Services                                | 4887.5 | 100.3 | 102.8 | 102.1 | -0.7 | -0.34 | 97.5  | 94.7  | 108.4 | 5.4   | 2.52  |
| 広義非選択的個人向けサービス<br>Broad-ranging Essential Personal Services                 | 2611.7 | 105.0 | 106.7 | 105.9 | -0.7 | -0.21 | 103.1 | 101.8 | 112.2 | 3.1   | 0.82  |
| 広義し好的個人向けサービス<br>Broad-ranging Non-essential Personal Services              | 2275.8 | 92.8  | 99.0  | 98.0  | -1.0 | -0.22 | 90.9  | 86.6  | 104.2 | 8.7   | 1.74  |
| 広義対事業所サービス<br>Broad-ranging Business Services                               | 5112.5 | 99.1  | 100.1 | 98.4  | -1.7 | -0.85 | 93.7  | 95.2  | 112.9 | -1.4  | -0.75 |
| 製造業依存型事業所向けサービス<br>Manufacturing-dependent Business Services                | 1409.3 | 89.3  | 91.6  | 84.9  | -7.3 | -0.93 | 86.2  | 90.5  | 103.6 | -10.8 | -1.63 |
| 非製造業依存型事業所向けサービス<br>Non-manufacturing-dependent Business Services           | 3703.2 | 103.1 | 103.5 | 103.6 | 0.1  | 0.04  | 96.6  | 97.0  | 116.4 | 2.2   | 0.85  |
| 投資向けサービス<br>Private Capital Investment Services                             | 965.4  | 95.6  | 92.8  | 96.7  | 4.2  | 0.37  | 84.4  | 87.4  | 130.0 | -1.2  | -0.14 |
| 観光関連産業<br>Tourism Industry  | 557.3  | 89.7  | 97.7  | 94.1  | -3.7 | -0.20 | 84.0  | 82.7  | 99.3  | 22.0  | 0.92  |
| 第3次産業総合（除く卸売業、小売業）<br>Tertiary Industry (except Wholesale and Retail Trade) | 7466.9 | 103.5 | 105.2 | 102.7 | -2.4 | -1.84 | 98.9  | 98.3  | 113.5 | 2.4   | 1.85  |

(注) 再編集系列は、通常の業種分類とは別に、末端系列の属性等により分類し総合化した特掲分類です。  
各再編集系列の概要及び各再編集系列に含まれる末端分類については、HP掲載の「再編集系列の概要及び内訳一覧」をご覧ください。