

平成 11 年

— 1 9 9 9 —

プラスチック製品統計年報

YEARBOOK OF
PLASTICS PRODUCTS STATISTICS

通商産業大臣官房調査統計部編

Compiled by
Research and Statistics Department
Minister's Secretariat
Ministry of International Trade and Industry

序

通商産業省では、我が国鋳工業の生産活動と主要鋳工業製品の需給の実態を明らかにするため、生産動態統計調査及び各種の需給統計調査を毎月実施し、その結果を公表しております。

『プラスチック製品統計年報』は、平成11年に行ったプラスチック製品に関する生産動態統計調査の集計結果と、その他の関連統計を併せて収録したものであり、各方面に広く利用されることを期待しております。

本年報の刊行に当たり、統計調査にご協力いただいた関係各位に厚くお礼申し上げますとともに、本年報の一層の充実を図るため、各位のご叱正、ご教示を賜れば幸いに存じます。

平成12年 7月

通商産業大臣官房調査統計部長

種岡 弘明

目 次

| | | | | | |
|------------------|----|--|----------------------------|--|----|
| 序 | | | パイプ | | 25 |
| 利用上の注意 | 5 | | 継手 | | 26 |
| 概況 | 7 | | 機械器具部品 | | 26 |
| 1. 一般概況 | 7 | | 日用品・雑貨 | | 28 |
| 2. プラスチック製品工業の動向 | 8 | | 容器 | | 29 |
| 3. 用途別動向 | 8 | | 建材 | | 30 |
| 4. 原材料 | 9 | | 発泡製品 | | 32 |
| 統計 | 12 | | 強化製品 | | 34 |
| 1 指数 | 12 | | その他 | | 36 |
| 2 生産・出荷・在庫統計 | 18 | | 浴槽 | | 39 |
| 1. 総合統計表 | 18 | | 浄化槽 | | 39 |
| 2. 品目別生産・出荷・在庫統計 | 19 | | 3. 都道府県別生産統計 | | 40 |
| プラスチック製品(合計) | 19 | | 4. 都道府県別販売統計 | | 46 |
| フィルム | 19 | | 3 原材料樹脂別消費・在庫統計 | | 56 |
| フィルム軟質製品 | 20 | | 1. 総合統計表 | | 56 |
| フィルム硬質製品 | 22 | | 2. 原材料樹脂別消費・在庫統計 | | 58 |
| シート | 23 | | 3. 都道府県別、原材料樹脂別、消費・在庫統計 | | 78 |
| 板 | 23 | | 4 労務統計 | | 84 |
| 合成皮革 | 25 | | 1. 全国従業者数 | | 84 |
| | | | 2. 都道府県別従業者数 | | 84 |
| | | | 参考資料 | | 85 |
| | | | 1. 原材料樹脂の生産・出荷・在庫統計 | | 85 |
| | | | 2. 塩化ビニル管、継手及び板の生産・出荷・在庫統計 | | 87 |

Contents

| | | | | | |
|--|----|--|--|--|----|
| Introduction | | | Plastic pipes | | 25 |
| Notes for Utilization | 5 | | Plastic pipe fittings | | 26 |
| General condition | 7 | | Plastic products for machine tools and equipment parts | | 26 |
| 1. General condition | 7 | | Plastic products for daily necessities and miscellaneous goods | | 28 |
| 2. The trend of Plastics products | 8 | | Plastic containers | | 29 |
| 3. The trend of use | 8 | | Plastic material for building (construction) | | 30 |
| 4. Raw material | 9 | | Plastic foam products | | 32 |
| Statistics | 12 | | Plastic reinforced products | | 34 |
| 1 Indices | 12 | | Other plastic products | | 36 |
| 2 Production, shipments and producers' inventory | 18 | | Bathtub | | 39 |
| 1. Synthetic statistical table | 18 | | Septic tank | | 39 |
| 2. Production, Shipments and Producer's Inventory (by commodities) | 19 | | 3. Statistics by prefectures (production) | | 40 |
| Plastics products | 19 | | 4. Statistics by prefectures (sales) | | 46 |
| Film (total) | 19 | | 3 Consumption and inventory statistics by raw material | | 56 |
| Film : Soft plastic goods | 20 | | 1. Synthetic statistical table | | 56 |
| Film : Hard plastic goods | 22 | | 2. Consumption and inventory statistics by raw material | | 58 |
| Plastic sheets | 23 | | 3. Consumption and inventory statistics by prefectures • Raw material resin | | 78 |
| Plastic plates | 23 | | 4 Labor | | 84 |
| Plastic synthetic leathers (supported sheets) | 25 | | 1. Number of regular employees by all japan | | 84 |
| | | | 2. Number of regular employees by prefectures | | 84 |
| | | | Reference statistics | | 85 |
| | | | 1. Production, Shipment and Producers' Inventory of Plastic Materials | | 85 |
| | | | 2. Production, Shipment and Producers' PVC Pipes and Pipe Fittings, PVC Plates | | 87 |

利用上の注意

1 統計資料について

この年報は、統計法に基づく「通商産業省生産動態統計調査規則」により実施されたプラスチック製品に関する平成11年の生産動態統計(指定統計第11号)の結果を、製品、原材料、労務を主とし、編集公表するものです。掲載数値は、毎月刊行される「プラスチック製品統計月報」で公表した後、更に補正する必要のあるものについて補正した確定数値です。

2 調査の範囲について

- (1) この年報に収録された生産品目の調査範囲は、従業者40人以上の事業所を対象として調査したものです。
- (2) この年報で調査している製品は、原料各樹脂を使用して、各種の成形加工機により直接加工された一次製品を調査対象としています。したがって、下記の品目は、調査品目から除いております。
 - ① フィルム、チューブ、シート、合成皮革等の原反を購入し、切断、塗装、蒸着めっき、接着や溶着(溶剤接着、熱溶着、高周波溶着、超音波溶着、振動溶着等)して生産した二次加工製品で袋物、空気入れ玩具等
 - ② 板・管・棒等を購入し、打ち抜き又は切断・切削加工して生産した二次加工製品で、ボタン、歯車、軸受け等
 - ③ メラミン樹脂又は不飽和ポリエステル樹脂等の化粧板
 - ④ 合成樹脂塗料(塗料月報)
 - ⑤ 合成繊維(化学繊維月報)
 - ⑥ 絶縁材又は保護材として樹脂を被覆又は塗布した製品で、電線、ケーブル等(資源統計月報)
 - ⑦ 樹脂とその他の物質を固めたもの、又は熱加工して生産した製品で、人造砥石、プレーキライニング、繊維板、合板等
 - ⑧ プラスチック製履物(ゴム製品月報)
 - ⑨ ウレタンフォーム(プラスチック月報)
 - ⑩ 接着剤
 - ⑪ 写真フィルム(写真感光材料月報)
 - ⑫ 磁気テープ(機械器具月報)

3 主要調査項目の定義について

生産……自工場で実際に生産された指定品目の生産をいいます(仕掛中の半製品は除く。)

受入……自工場で生産している指定品目と同一の品目の受入をいいます。

消費……自工場での製品の原材料用、加工用として消費したものをいいます。

出荷……自工場から指定品目である製品(現物)を実際に出荷したものをいいます。

「販売」販売を目的として、例えば、消費者又は販売業者などに出荷したもの。

「その他」①同一企業内他工場へ出荷したもの。

②委託生産の原材料として出荷したもの。

③受託生産品を生産業者である委託者へ出荷したもの。

④自家使用したもの。

販売金額……販売数量を生産者販売価格で評価したものです。

生産者販売価格とは、企業の販売価格から、積込量、運賃、保険料、その他の販売諸掛りを除いたもので、消費税を含みます。

在庫……指定品目を生産している工場で、同製品の生産品及び受入品の在庫をいいます。

月末常用従業者……月末現在において、実際に生産及び管理、その他の業務に常時従事する従業者をいいます。

4 その他

- (1) 数字の単位未満は四捨五入しているため、合計と内訳が必ずしも一致しないことがあります。
- (2) 数表の記号で「-」は実績なし、「…」は不詳、「0」は単位未満、「X」は数字の秘匿を意味します。
- (3) この年報に掲載された統計を他に転載するときは、必ず「平成11年プラスチック製品統計年報」による旨を明記してください。なお、他の調査による資料を転載したときは、それぞれの出所を明記してあります。
- (4) この年報の内容についてご質問のあるときは、下記に御連絡下さい。

東京都千代田区霞が関1丁目3番1号(郵便番号100-8902)

通商産業大臣官房調査統計部鉄鋼化学統計調査室

電話 東京03-3501-1511(代) 内線2473~2480

今回から、季節調整法は、生産・出荷及び稼働率指数については、センサス局法のX-12-ARIMAにより季節、曜日・祝祭日調整を行っています(本書で季節調整済指数と記述している箇所は、季節、曜日・祝祭日調整済のもの)。在庫、在庫率指数については、センサス局法X-12-ARIMAのなかのX-11デフォルトにより、季節指数を平成5年1月～平成11年12月までの7年間で算出したものにより季節調整を行っています。なお、詳細については「通商産業省:鉄工業指数」を参照してください。

本年報は再生紙を使用しております。

Guide to Statistical Tables

1. Statistical Material

This yearbook includes the results of the Current Production Statistics Survey (Designated Statistics No. 11) in 1998, which was carried out under MITI's Regulations for the Current Production Statistics Survey based on the Statistics Law. The yearbook deals with plastic products in terms chiefly of products, raw materials and labor. Some numbers in the yearbook were revised after published in the "Monthly Report on Plastic Products Statistics."

2. Scope of Survey

- (1) Establishments with 40 or more employees were surveyed.
- (2) The survey items are primary products made directly from resins by forming machinery, excluding the following:
 - ① Secondary products made by cutting, coating, evaporation-plating, gluing or welding (by solvent, heat, high-frequency, ultrasonic wave or vibration) purchased rolls of film, tube, sheet, synthetic leather, etc., including bags and air toys
 - ② Secondary products made by punching or cutting purchased plates, tubes and bars, including buttons, gears and bearings
 - ③ Boards coated with melamine resin or unsaturated polyester resin
 - ④ Synthetic resin paint (Monthly Report on Paints)
 - ⑤ Synthetic fiber (Monthly Report on Chemical Fibers)
 - ⑥ Products covered or coated with resin for insulation or protection, such as electric wires and cables (Monthly Report on Resources Statistics)
 - ⑦ Products made by hardening or heating resins and other materials, including artificial whetstone, brake lining, fiber boards, plywood, etc.
 - ⑧ Plastic footwear (Monthly Report on Rubber Products)
 - ⑨ Urethane foam (Monthly Report on Plastics)
 - ⑩ Glue
 - ⑪ Photographic film (Monthly Report on Photosensitive Materials)
 - ⑫ Magnetic tape (Monthly Report on Machinery and Equipment)

3. Definitions of Chief Survey Matters

Current Production Statistics Survey

Production: Production of the designated item produced actually by the plant (excluding semi-finished products).

Receipt: Receipt of the same item as the designated item produced by the plant.

Consumption: Consumption by the plant as materials for other products, processing or fuels.

Shipment: Actual shipment of the designated item (actual articles) from the plant.

"Sale": Shipment to consumers or retailers for sale.

"Others":

- ① Shipment to other plants of the same enterprise
- ② Shipment as raw materials for entrusted production
- ③ Shipment of entrusted production to the truster
- ④ Use by the plant itself (as samples or gifts, or for exhibition, test or research)

Sales: Quantity of sales estimated by producer's price, which is the sales price excluding loading charge, freight charge, insurance premium and other sales expenses, and including consumer tax.

Inventory: Inventory of produced and received articles of the designated item that the plant produces.

End-of-month regular employees: Regular employees actually engaged in production, supervision and other duties at the end of a month.

4. Others

- (1) Numbers may not sum up to totals because of rounding.
- (2) Signs in the statistical tables mean the following:
--: No results ...: Unknown 0: Under the unit X: Confidential
- (3) If you reproduce statistics included in this yearbook, write clearly that they are reproduced from the 1998 Yearbook of Plastic Products Statistics. When using materials from other surveys, we name the sources in this yearbook.
- (4) If you have any questions about this yearbook, inquire at the following:
Statistics Research Office for Iron and Steel, and Chemical Industries, Research and Statistics Department,
Minister's Secretariat, Ministry of International Trade and Industry
1-3-1 Kasumigaseki, Chiyoda-ku, Tokyo 100-8902
Tel: pilot number 03-3501-1511; extension 2473 to 2478

As for the Indices of Industrial Production, Producer's Shipments and Operating Ratio, the Census Bureau's X-12-ARIMA method is adopted as the seasonal, trading day and holiday effect adjustment. (Note: in this report, 'seasonal adjustment index' means 'Seasonal, trading day and holiday effect adjustment index')
As for the Indices of Producer's Inventories and Inventory Ratio, Census Method II (X-11 Default of X-12-ARIMA) is adopted and the indices are calculated from figures between January, 1993 and December, 1999.
Please refer to 'MITI: Indices of Industrial Production' for details.

This yearbook is made of recycled paper.

1. 一般概況

— 鋳工業生産は底固めの後、年後半は緩やかな上昇に転じた —

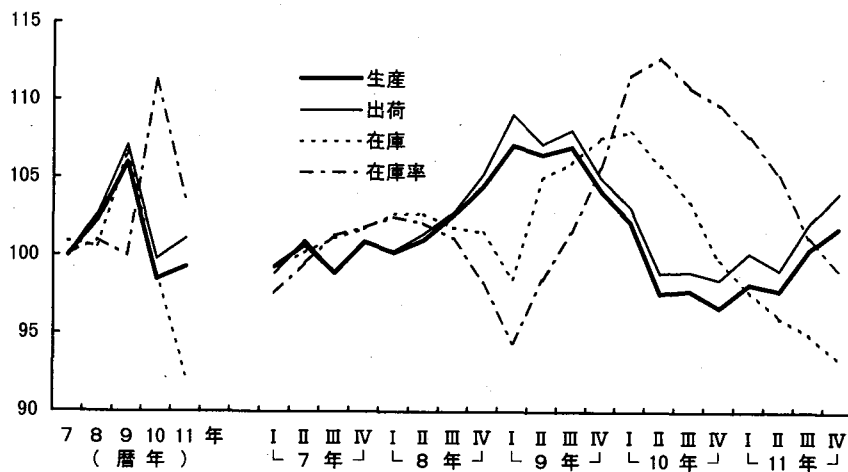
11年の鋳工業生産は、前年比でみると0.8%と2年ぶりの上昇となった。

四半期別の動向をみると、1～3月期は電気機械工業、化学工業、金属製品工業等が上昇したことから前期比1.6%の上昇となった。4～6月期は輸送機械工業、金属製品工業、非鉄金属工業等が低下となったことから同▲

0.4%の低下となった。7～9月期は輸送機械工業、電気機械工業、鉄鋼業等が上昇したことから同2.7%の上昇となった。10～12月期は電気機械工業、化学工業、窯業・土石製品工業等が上昇したことから同1.4%の上昇となった(第1図、第1表)。

第1図 鋳工業生産・出荷・在庫・在庫率の推移

(平成7年=100、季節調整済)



第1表 鋳工業指数等の推移

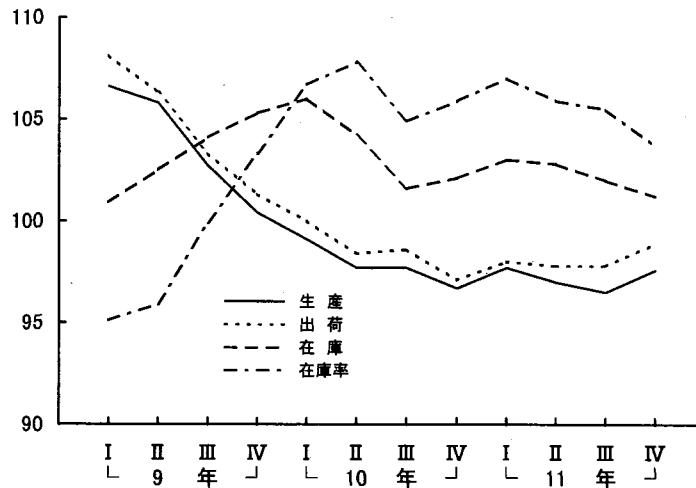
(平成7年=100、季節調整済)

| | 9年 | 10年 | 11年 | 10年 | | | | 11年 | | | |
|-------------------------------|--------------------|--------------------|-------------------|-----------------------|----------------------|-----------------------|-----------------------|----------------------|-----------------------|----------------------|----------------------|
| | | | | I | II | III | IV | I | II | III | IV |
| 生産 (前期(年)比) (前年同期比) | 106.0 3.6 — | 98.5 ▲7.1 — | 99.3 0.8 — | 102.2 ▲1.9 ▲4.2 | 97.6 ▲4.5 ▲8.7 | 97.8 0.2 ▲8.6 | 96.7 ▲1.1 ▲6.8 | 98.2 1.6 ▲3.8 | 97.8 ▲0.4 ▲0.6 | 100.4 2.7 3.1 | 101.8 1.4 4.8 |
| 出荷 (前期(年)比) (前年同期比) | 107.1 4.3 — | 99.8 ▲6.8 — | 101.1 1.3 — | 103.1 ▲1.8 ▲5.1 | 98.9 ▲4.1 ▲8.2 | 99.0 0.1 ▲8.2 | 98.5 ▲0.5 ▲5.8 | 100.2 1.7 ▲2.5 | 99.1 ▲1.1 ▲0.5 | 102.1 3.0 3.2 | 104.1 2.0 5.2 |
| 国内向け出荷 (前期(年)比) (前年同期比) | 106.1 2.9 — | 97.8 ▲7.8 — | 99.1 1.3 — | 101.6 ▲1.6 ▲6.5 | 96.6 ▲4.9 ▲9.1 | 96.6 0.0 ▲9.3 | 96.5 ▲0.1 ▲6.2 | 98.4 2.0 ▲2.8 | 97.1 ▲1.3 0.0 | 99.8 2.8 3.3 | 101.6 1.8 4.9 |
| 輸出向け出荷 (前期(年)比) (前年同期比) | 114.8 14.5 — | 114.7 ▲0.1 — | 116.5 1.6 — | 114.5 ▲3.2 5.7 | 114.8 0.3 ▲1.5 | 117.2 2.1 ▲0.4 | 113.2 ▲3.4 ▲3.4 | 115.2 1.8 ▲0.2 | 112.9 ▲2.0 ▲3.1 | 118.7 5.1 2.1 | 122.3 3.0 7.0 |
| 在庫 (前期(年)末比) (前年同期末比) | 106.6 6.0 — | 98.8 ▲7.3 — | 92.3 ▲6.6 — | 108.0 0.4 9.6 | 105.8 ▲2.0 0.9 | 103.5 ▲2.2 ▲2.4 | 99.7 ▲3.7 ▲7.3 | 97.8 ▲1.9 ▲9.7 | 96.1 ▲1.7 ▲8.8 | 95.0 ▲1.1 ▲8.0 | 93.4 ▲1.7 ▲6.6 |
| 在庫率 (前期(年)比) | 100.0 ▲1.0 | 111.3 11.3 | 103.4 ▲7.1 | 111.6 5.6 | 112.8 1.1 | 110.9 ▲1.7 | 109.7 ▲1.1 | 107.7 ▲1.8 | 105.2 ▲2.3 | 101.2 ▲3.8 | 99.2 ▲2.0 |
| 稼働率 (前期(年)比) | 104.3 3.4 | 95.6 ▲8.3 | 94.9 ▲0.7 | 99.4 ▲2.3 | 94.7 ▲4.7 | 94.8 0.1 | 93.7 ▲1.2 | 94.8 1.2 | 93.1 ▲1.8 | 96.2 3.3 | 96.7 0.5 |

- (注) 1. 輸出向け出荷及び国内向け出荷は「鋳工業出荷内訳表」による。
2. 輸出向け出荷及び国内向け出荷の前年同期比は試算値である。
3. 年の数値は原指数による。

第2図 プラスチック製品工業の生産・出荷・在庫指数及び在庫率指数

(平成7年=100, 季節調整済)



2. プラスチック製品工業の動向

生産、出荷ともに2年連続の低下

平成11年のプラスチック製品工業の生産は、前年比▲0.7%と2年連続の低下となった。これは消費資材関連がわずかに増加したものの、生産資材関連、土木建築用資材関連がそれぞれ低下したことによる。

出荷も前年比▲0.4%と生産同様2年連続の低下となった。これは消費資材関連が横ばいとなったものの、生産資材関連、土木建築用資材関連が減少したことによる。

在庫は前年末比▲1.1%と2年連続の低下となった。これは土木建築用資材関連、消費資材関連、生産資材関連がいずれも低下したことによる(第2表、第2図)。

四半期別に生産をみると、1～3月期はプラスチック製容器(中空成形)、プラスチック製フィルム・シート、プラスチック製容器(中空成形以外)等が増加したことにより、前期比 1.0%と2期ぶりの増加、4～6月期はプラスチック製機械器具部品、プラスチック製容器(中空成形以外)、プラスチック製パイプ、プラスチック製建材等の減少から同▲0.7%の低下、7～9月期はプラスチック容器(中空成形)(中空成形以外)、日用品・雑貨プラスチック製品等の減少から同▲0.5%の低下、10～12月期はプラスチック製容器(中空成形)、プラスチック製板、日用品・雑貨プラスチック製品等の増加から同 1.1%の上昇と年を通じてみると弱含みで推移した(第3表、第3図)。

3. 用途別動向

(1)生産資材関連の生産は前年比▲1.2%、出荷は同▲0.5%とともに2年連続の低下となった。在庫は前年末比▲0.4%と4年ぶりの低下となった。

品目別に生産をみると、プラスチック製機械器具部品が輸送機械用の不振、電気通信用の小型、軽量化に伴う需要減から同▲2.3%と2年連続の減少となったほか、プラスチック製容器(中空成形以外)も運搬用パレット等の需要減から同▲15.8%と2年連続の減少。一方、プラスチック製容器(中空成形)は依然として飲料用PETボトルの需要が好調なことから同6.3%と4年連続増加となった。なお、合成皮革は前年の大幅減少の反動もあって同 0.5%とわずかなではあるが4年ぶりの増加となった。

(2)土木建築用資材関連の生産は前年比▲2.5%と3年連続の低下、出荷は同▲1.8%と2年連続の低下となった。在庫は前年末比▲4.2%と2年連続の低下となった。

品目別に生産をみると、建築需要の不振からプラスチック製建材が前年比▲7.5%と2年連続して減少したほか、強化プラスチック製品(板・型物)は同▲5.2%、プラスチック製板も同▲0.9%とともに3年連続の減少となった。一方、プラスチック製パイプは年後半、公共事業向けに増加がみられ同 4.5%の増加となった。

(3)消費資材関連の生産は前年比0.3%の上昇、出荷は同 0.0%の横ばいとなった。在庫は前年末比▲0.6%と2年連続の低下となった。

品目別に生産をみると、プラスチック製フィルム・シートは包装用の需要が堅調なことから前年比 1.4%の増加となった。一方、発泡プラスチック製品は板物の需要不振から同▲2.4%と3年連続の低下、日用品・雑貨プラスチック製品は収納用品等の伸び悩みから同▲2.0%と4年連続の減少となった(第4表、第5図)。

4. 原材料

平成11年の原材料樹脂の消費量は、548 万トン、前年比 1.1%の増加となった。その内訳をみると、塩化ビニルは 130 万トン、同 0.3%の増加、ポリエチレンは 117 万トン、同 1.1%増加、ポリプロピレンは 111 万トン、同 0.3%の増加、一方、ポリスチレンは 87 万トン、同▲0.5%の減少となった(第5表、第6図)。

第2表 品目別生産・出荷・在庫指数の対前年増減率(%)

(平成7年=100)

| 品 目 | 生 産 | | | 出 荷 | | | 在 庫 | | |
|------------|------|-------|-------|------|-------|-------|------|-------|------|
| | 9年 | 10年 | 11年 | 9年 | 10年 | 11年 | 9年 | 10年 | 11年 |
| プラスチック製品総合 | 1.3 | ▲5.8 | ▲0.7 | 1.9 | ▲5.9 | ▲0.4 | 3.4 | ▲3.0 | ▲1.1 |
| フィルム・シート | 1.7 | ▲5.2 | 1.4 | 1.9 | ▲4.6 | 1.1 | 6.8 | ▲3.3 | ▲0.2 |
| 板 | ▲0.5 | ▲9.5 | ▲0.9 | 0.2 | ▲7.9 | 1.2 | 10.2 | ▲8.6 | ▲9.4 |
| 合成皮革 | ▲5.5 | ▲12.5 | 0.5 | ▲6.9 | ▲10.9 | ▲0.8 | 20.1 | 6.8 | 5.3 |
| パイプ | 0.0 | ▲6.2 | 4.5 | 0.7 | ▲5.5 | 5.8 | 7.8 | 2.8 | ▲3.4 |
| 機械器具部品 | 1.4 | ▲6.8 | ▲2.3 | 2.7 | ▲7.2 | ▲1.4 | ▲5.7 | 0.1 | 1.2 |
| 日用品・雑貨 | ▲3.5 | ▲9.2 | ▲2.0 | ▲5.5 | ▲10.3 | ▲3.7 | ▲6.5 | ▲17.9 | ▲0.9 |
| 容器(中空成形) | 9.6 | 8.0 | 6.3 | 9.1 | 7.2 | 6.4 | 10.2 | 19.5 | ▲5.4 |
| 容器(中空成形以外) | 5.8 | ▲10.0 | ▲15.8 | 7.9 | ▲11.8 | ▲12.5 | 2.8 | ▲18.9 | ▲4.7 |
| 建 材 | 0.0 | ▲13.8 | ▲7.5 | ▲0.3 | ▲12.5 | ▲7.9 | 11.7 | ▲4.5 | ▲0.5 |
| 発 泡 製 品 | ▲2.0 | ▲6.2 | ▲2.4 | ▲0.5 | ▲6.2 | ▲1.9 | ▲0.2 | ▲1.0 | ▲2.1 |
| 強化製品(板・型物) | ▲4.2 | ▲11.7 | ▲5.3 | 1.8 | ▲11.0 | ▲6.6 | ▲4.1 | ▲7.6 | ▲7.2 |

注：在庫は年末指数

第3表 プラスチック製品の生産・出荷・在庫指数の期別増減率(%)

(平成7年=100、季節調整済)

| 品 目 | 生 産 | | 出 荷 | | 在 庫 | |
|-----|-------|-------|-------|-------|-------|-------|
| | 前 期 比 | 前年同期比 | 前 期 比 | 前年同期比 | 前 期 比 | 前年同期比 |
| 9年 | | 1.3 | | 1.9 | | 3.4 |
| 10年 | | ▲5.8 | | ▲5.9 | | ▲3.0 |
| 11年 | | ▲0.7 | | ▲0.4 | | ▲1.1 |
| 9年 | I 期 | 6.1 | 2.5 | 7.7 | ▲1.0 | 1.5 |
| | II 期 | 5.7 | ▲1.7 | 5.6 | 1.6 | 0.1 |
| | III 期 | ▲1.3 | ▲2.8 | ▲0.6 | 1.6 | 1.2 |
| | IV 期 | ▲4.6 | ▲1.9 | ▲4.3 | 1.2 | 2.9 |
| 10年 | I 期 | ▲6.7 | ▲1.3 | ▲7.3 | 0.7 | 4.2 |
| | II 期 | ▲7.9 | ▲1.6 | ▲7.6 | ▲1.7 | 3.5 |
| | III 期 | ▲4.9 | 0.2 | ▲4.6 | ▲2.5 | ▲0.4 |
| | IV 期 | ▲3.5 | ▲1.5 | ▲3.9 | 0.5 | ▲2.4 |
| 11年 | I 期 | ▲1.2 | 0.9 | ▲1.7 | 0.9 | ▲2.0 |
| | II 期 | ▲0.8 | ▲0.2 | ▲0.8 | ▲0.2 | ▲2.0 |
| | III 期 | ▲1.3 | 0.0 | ▲0.7 | ▲0.8 | ▲0.2 |
| | IV 期 | 0.3 | 1.1 | 1.2 | ▲0.8 | ▲0.9 |

注：1) 在庫は年末指数、四半期は期末指数
2) 前年同期比は原指数

第4表 品目別生産量及び対前年増減率 (%)

| 品 目 | | 10 年 | 11 年 | 前 年 比 |
|----------------------------|------------|-----------|-----------|-------|
| プラスチック製品総合計 | | 6,034,887 | 6,048,697 | 0.2 |
| 消費 資 材 | フィルム・シート | 2,301,062 | 2,332,323 | 1.4 |
| | 発泡製品 | 386,736 | 377,562 | ▲ 2.4 |
| | 日用品・雑貨 | 357,183 | 349,954 | ▲ 2.0 |
| 土 木 建 築 資 材 | パイプ | 657,645 | 686,940 | 4.5 |
| | 建 材 | 337,750 | 312,327 | ▲ 7.5 |
| | 板 | 153,289 | 151,842 | ▲ 0.9 |
| | 強化製品(板・型物) | 78,929 | 74,800 | ▲ 5.2 |
| 生 産 資 材 | 機械器具部品 | 798,420 | 779,780 | ▲ 2.3 |
| | 容器(中空成形) | 342,806 | 364,524 | 6.3 |
| | 合成皮革 | 78,004 | 78,422 | 0.5 |
| | 容器(その他) | 93,086 | 78,370 | ▲15.8 |
| その他のプラスチック製品 | | 449,977 | 461,853 | 2.6 |

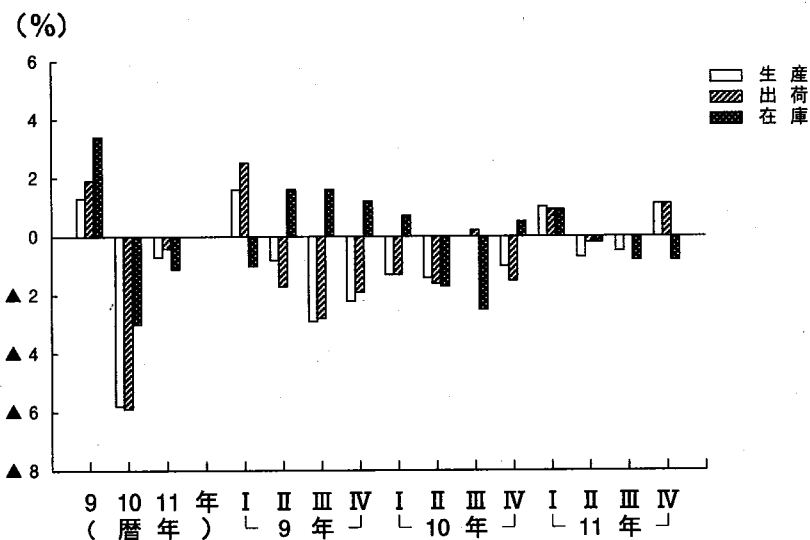
注1. その他のプラスチック製品にはその他製品と上記特掲した以外の品目が含まれている。

第5表 原材料消費量及び対前年増減率 (%)

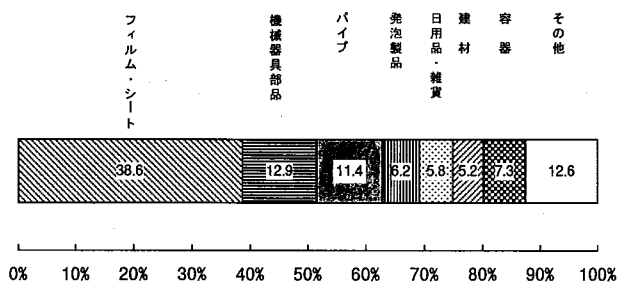
| 樹 脂 別 | 10 年 | 11 年 | 前年比 |
|---------|-----------|-----------|------|
| 原材料消費計 | 5,425,257 | 5,484,046 | 1.1 |
| 塩化ビニル | 1,294,529 | 1,298,661 | 0.3 |
| ポリエチレン | 1,160,790 | 1,173,762 | 1.1 |
| ポリスチレン | 877,566 | 873,283 | ▲0.5 |
| ポリプロピレン | 1,104,830 | 1,108,107 | 0.3 |
| その他樹脂 | 987,542 | 1,030,233 | 4.3 |

注. その他樹脂には、その他と上記特掲した以外の品目が含まれている。

第3図 プラスチック製品工業指数の前期比増減率（季節調整済）

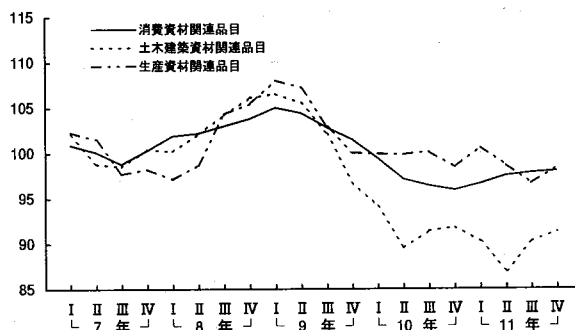


第4図 品目別生産量の構成比

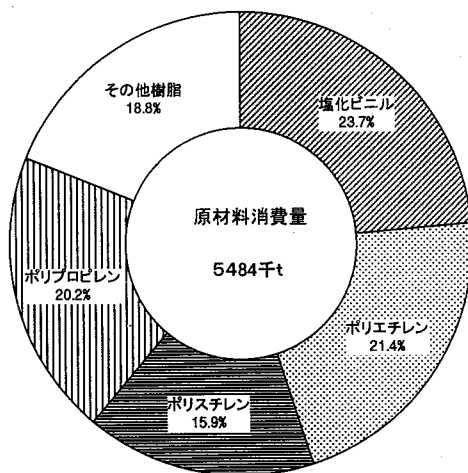


第5図 用途別生産指数の推移

(平成7=100, 季節調整済)



第6図 原材料樹脂別消費内訳の構成比 (%)



(1)生産指数(付加価値額ウェイト)

1. 指

Indices of Industrial Production(value added Weights)

原指数 Non-adjusted Indices

| 年月 | 鉱工業 Mining & manufacturing | 製造工業 Manufacturing | プラスチック 製品工業 Plastic products | フィルム シート Plastic film & sheets | 板 Plastic plates | 合成皮革 Plastic synthetic leathers (supported sheets) | パイプ Plastic pipes |
|---------|----------------------------------|-----------------------|---------------------------------------|---|------------------------|--|-------------------------|
| ウェイト | 10000.0 | 9975.8 | 404.0 | 107.4 | 6.6 | 10.2 | 11.2 |
| 平成7年 | 100.0 | 100.0 | 100.0 | 100.0 | 100.0 | 100.0 | 100.0 |
| 8 | 102.3 | 102.3 | 102.4 | 104.7 | 105.6 | 94.7 | 107.5 |
| 9 | 106.0 | 106.0 | 103.7 | 106.5 | 105.1 | 89.5 | 107.5 |
| 10 | 98.5 | 98.5 | 97.7 | 101.0 | 95.1 | 78.3 | 100.8 |
| 11 | 99.3 | 99.3 | 97.0 | 102.4 | 94.2 | 78.7 | 105.3 |
| 平成9年度 | 104.9 | 104.9 | 102.0 | 105.6 | 102.2 | 87.2 | 104.7 |
| 10 | 97.5 | 97.6 | 97.4 | 100.5 | 94.8 | 76.9 | 101.3 |
| 平成11年1月 | 88.2 | 88.2 | 88.8 | 92.2 | 87.0 | 76.0 | 102.1 |
| 2 | 95.4 | 95.4 | 93.7 | 95.1 | 84.5 | 74.9 | 106.3 |
| 3 | 112.5 | 112.5 | 102.8 | 104.1 | 99.9 | 84.4 | 105.6 |
| 4 | 95.3 | 95.3 | 99.2 | 104.3 | 91.2 | 75.5 | 75.3 |
| 5 | 90.9 | 91.0 | 92.2 | 97.9 | 90.3 | 77.7 | 83.1 |
| 6 | 100.1 | 100.1 | 99.0 | 104.0 | 98.9 | 81.6 | 99.0 |
| 7 | 101.8 | 101.8 | 100.3 | 104.5 | 95.4 | 82.6 | 108.0 |
| 8 | 92.7 | 92.8 | 89.4 | 97.2 | 83.5 | 70.6 | 91.3 |
| 9 | 106.0 | 106.1 | 98.1 | 105.9 | 93.5 | 87.0 | 128.4 |
| 10 | 101.3 | 101.3 | 100.1 | 108.8 | 106.6 | 78.1 | 120.7 |
| 11 | 104.3 | 104.3 | 102.5 | 110.2 | 102.0 | 80.2 | 127.4 |
| 12 | 103.1 | 103.1 | 97.7 | 104.8 | 97.5 | 76.0 | 116.7 |

季節調整済指数 Seasonally Adjusted Indices

| | | | | | | | |
|---------|-------|-------|------|-------|-------|------|-------|
| 平成11年I期 | 98.2 | 98.2 | 97.7 | 101.2 | 96.3 | 77.7 | 102.4 |
| II | 97.8 | 97.9 | 97.0 | 102.7 | 91.2 | 78.4 | 99.2 |
| III | 100.4 | 100.5 | 96.5 | 103.3 | 91.0 | 81.9 | 108.8 |
| IV | 101.8 | 101.8 | 97.6 | 102.9 | 100.1 | 77.5 | 111.4 |
| 平成11年1月 | 97.4 | 97.4 | 97.4 | 100.4 | 98.4 | 79.4 | 109.0 |
| 2 | 97.6 | 97.6 | 97.4 | 101.4 | 93.7 | 75.3 | 104.0 |
| 3 | 99.5 | 99.5 | 98.4 | 101.8 | 96.7 | 78.5 | 94.2 |
| 4 | 96.1 | 96.2 | 97.3 | 102.5 | 87.6 | 74.4 | 90.7 |
| 5 | 98.7 | 98.8 | 97.3 | 103.1 | 94.2 | 81.6 | 102.9 |
| 6 | 98.6 | 98.6 | 96.4 | 102.5 | 91.9 | 79.2 | 104.0 |
| 7 | 99.3 | 99.3 | 96.1 | 102.4 | 92.0 | 80.5 | 105.6 |
| 8 | 101.2 | 101.4 | 97.0 | 104.9 | 92.6 | 79.2 | 110.8 |
| 9 | 100.8 | 100.8 | 96.5 | 102.6 | 88.4 | 86.1 | 110.0 |
| 10 | 100.9 | 100.8 | 96.4 | 102.3 | 99.4 | 77.0 | 109.4 |
| 11 | 102.2 | 102.2 | 98.2 | 103.1 | 99.0 | 78.7 | 112.7 |
| 12 | 102.2 | 102.3 | 98.1 | 103.4 | 101.8 | 76.7 | 112.1 |

数

(平成 7年 = 100)

(1 9 9 5 = 100)

| 機械器具部品 Plastic products for machine tools and equipment parts | 日用品・雑貨 Daily necessities & miscellaneous goods | 容器 (中空成形) Plastic containers blow-molding | 容器 (中空成形以外) Plastic containers (excl. blow-molding) | 建 材 Plastic material for building (construction) | 発泡製品 Plastic foam products | 強化製品 (板・型物) Plastic reinforced products (plates & mold) | Year, Quarter & Month |
|---|---|---|--|---|-------------------------------------|--|-----------------------------|
| 147.3 | 27.1 | 31.4 | 10.5 | 14.8 | 28.6 | 8.9 | weight |
| 100.0 | 100.0 | 100.0 | 100.0 | 100.0 | 100.0 | 100.0 | C.Y.1995 |
| 100.9 | 98.0 | 105.6 | 107.3 | 101.1 | 101.4 | 100.6 | C.Y.1996 |
| 102.3 | 94.6 | 115.7 | 113.5 | 101.1 | 99.4 | 96.4 | C.Y.1997 |
| 95.3 | 85.9 | 125.0 | 102.2 | 87.1 | 93.2 | 85.1 | C.Y.1998 |
| 93.1 | 84.2 | 132.9 | 86.1 | 80.6 | 91.0 | 80.6 | C.Y.1999 |
| 100.0 | 92.2 | 116.5 | 110.3 | 98.2 | 97.7 | 92.8 | F.Y.1997 |
| 94.9 | 85.1 | 129.4 | 99.2 | 84.5 | 92.2 | 84.4 | F.Y.1998 |
| 87.5 | 76.4 | 108.8 | 81.0 | 78.4 | 84.1 | 76.7 | Jan.1999 |
| 92.8 | 78.8 | 124.1 | 85.7 | 84.7 | 88.0 | 85.8 | Feb. |
| 102.7 | 85.7 | 143.2 | 97.3 | 86.9 | 91.7 | 87.0 | Mar. |
| 95.0 | 89.2 | 151.9 | 95.7 | 78.6 | 91.4 | 80.2 | Apr. |
| 86.9 | 84.5 | 139.9 | 83.4 | 68.0 | 83.1 | 75.4 | May |
| 93.1 | 86.3 | 154.2 | 89.6 | 75.5 | 88.6 | 84.2 | Jun. |
| 96.8 | 83.1 | 147.7 | 85.4 | 80.5 | 92.4 | 83.2 | Jul. |
| 84.8 | 79.0 | 118.7 | 79.6 | 72.3 | 86.1 | 75.4 | Aug. |
| 93.4 | 84.0 | 119.9 | 82.7 | 84.5 | 93.8 | 81.8 | Sep. |
| 94.3 | 87.0 | 128.8 | 82.0 | 87.0 | 96.7 | 80.4 | Oct. |
| 97.1 | 89.6 | 133.0 | 84.8 | 87.3 | 99.7 | 80.6 | Nov. |
| 92.8 | 86.8 | 124.8 | 85.4 | 83.2 | 95.8 | 76.5 | Dec. |

| | | | | | | | |
|------|------|-------|------|------|------|------|----------|
| 94.9 | 85.5 | 140.5 | 92.8 | 82.3 | 91.1 | 84.3 | Q1 1999 |
| 92.7 | 83.3 | 135.9 | 86.9 | 77.7 | 91.0 | 83.2 | Q2 |
| 92.7 | 83.6 | 121.0 | 83.0 | 80.8 | 91.2 | 80.7 | Q3 |
| 92.8 | 84.8 | 138.4 | 83.7 | 82.0 | 91.1 | 76.0 | Q4 |
| 93.7 | 87.9 | 140.2 | 92.6 | 86.1 | 90.8 | 81.9 | Jan.1999 |
| 93.7 | 85.7 | 139.6 | 92.3 | 82.1 | 93.4 | 87.2 | Feb. |
| 97.4 | 83.0 | 141.6 | 93.5 | 78.6 | 89.0 | 83.9 | Mar. |
| 94.2 | 83.0 | 139.0 | 90.8 | 76.3 | 90.8 | 82.9 | Apr. |
| 93.4 | 83.9 | 134.8 | 85.5 | 76.7 | 90.2 | 82.9 | May |
| 90.6 | 83.1 | 134.0 | 84.4 | 80.0 | 92.0 | 83.9 | Jun. |
| 92.1 | 82.9 | 124.9 | 82.8 | 81.5 | 91.3 | 81.6 | Jul. |
| 93.5 | 84.9 | 116.8 | 84.5 | 78.2 | 91.5 | 80.5 | Aug. |
| 92.6 | 83.0 | 121.2 | 81.8 | 82.6 | 90.9 | 80.0 | Sep. |
| 90.8 | 84.0 | 134.9 | 81.8 | 83.1 | 89.4 | 75.7 | Oct. |
| 93.8 | 85.6 | 142.0 | 83.8 | 81.3 | 91.9 | 77.0 | Nov. |
| 93.7 | 84.8 | 138.3 | 85.4 | 81.6 | 91.9 | 75.3 | Dec. |

(2)生産者出荷指数

Indices of Producers' Shipments

原指数 Non-adjusted Indices

| 年月 | 鉱工業 Mining & manufacturing | 製造工業 Manufacturing | プラスチック 製品工業 Plastic products | フィルム ・シート Plastic film & sheets | 板 Plastic plates | 合成皮革 Plastic synthetic leathers (supported sheets) | パイプ Plastic pipes |
|---------|----------------------------------|-----------------------|---------------------------------------|--|------------------------|--|-------------------------|
| ウェイト | 10000.0 | 9985.6 | 384.6 | 104.5 | 6.0 | 10.4 | 12.5 |
| 平成7年 | 100.0 | 100.0 | 100.0 | 100.0 | 100.0 | 100.0 | 100.0 |
| 8 | 102.7 | 102.7 | 102.6 | 105.3 | 102.9 | 94.3 | 107.7 |
| 9 | 107.1 | 107.1 | 104.6 | 107.3 | 103.1 | 87.8 | 108.5 |
| 10 | 99.8 | 99.9 | 98.4 | 102.4 | 95.0 | 78.2 | 102.5 |
| 11 | 101.1 | 101.2 | 98.0 | 103.5 | 96.1 | 77.6 | 108.4 |
| 平成9年度 | 105.7 | 105.7 | 102.7 | 106.0 | 100.9 | 85.4 | 106.2 |
| 10 | 99.2 | 99.2 | 98.0 | 102.1 | 94.0 | 77.1 | 103.3 |
| 平成11年1月 | 89.1 | 89.1 | 88.1 | 90.7 | 85.9 | 72.4 | 112.1 |
| 2 | 96.7 | 96.7 | 93.2 | 94.0 | 84.2 | 76.3 | 107.6 |
| 3 | 119.8 | 119.9 | 104.7 | 107.4 | 103.4 | 88.1 | 113.5 |
| 4 | 94.7 | 94.7 | 99.9 | 106.8 | 92.6 | 72.7 | 76.3 |
| 5 | 90.0 | 90.0 | 92.3 | 97.0 | 90.9 | 73.2 | 82.9 |
| 6 | 101.0 | 101.1 | 99.1 | 103.0 | 97.5 | 76.5 | 99.0 |
| 7 | 103.2 | 103.2 | 100.9 | 104.5 | 94.5 | 81.2 | 103.6 |
| 8 | 93.5 | 93.5 | 92.1 | 100.1 | 84.6 | 72.7 | 98.9 |
| 9 | 111.0 | 111.0 | 100.3 | 107.2 | 107.4 | 91.2 | 132.1 |
| 10 | 101.9 | 101.9 | 101.4 | 108.5 | 106.3 | 76.2 | 125.8 |
| 11 | 106.4 | 106.5 | 103.3 | 112.2 | 107.9 | 76.4 | 133.7 |
| 12 | 106.3 | 106.3 | 100.2 | 110.3 | 98.1 | 74.7 | 115.8 |

季節調整済指数 Seasonally Adjusted Indices

| | | | | | | | |
|---------|-------|-------|------|-------|-------|------|-------|
| 平成11年Ⅰ期 | 100.2 | 100.2 | 98.0 | 102.3 | 94.2 | 77.8 | 106.9 |
| Ⅱ | 99.1 | 99.2 | 97.8 | 104.1 | 93.3 | 75.8 | 102.3 |
| Ⅲ | 102.1 | 102.1 | 97.8 | 103.9 | 94.9 | 81.5 | 110.4 |
| Ⅳ | 104.1 | 104.1 | 98.9 | 104.1 | 102.5 | 76.1 | 112.5 |
| 平成11年1月 | 100.4 | 100.3 | 97.7 | 101.3 | 96.4 | 76.3 | 112.1 |
| 2 | 99.1 | 99.1 | 97.7 | 101.8 | 93.6 | 76.2 | 105.7 |
| 3 | 101.0 | 101.1 | 98.6 | 103.9 | 92.5 | 80.8 | 103.0 |
| 4 | 96.7 | 96.7 | 98.0 | 104.5 | 91.9 | 73.6 | 93.8 |
| 5 | 99.9 | 99.9 | 97.5 | 103.4 | 94.8 | 77.6 | 104.9 |
| 6 | 100.8 | 100.9 | 97.8 | 104.4 | 93.3 | 76.2 | 108.1 |
| 7 | 101.0 | 101.0 | 96.8 | 103.2 | 92.6 | 79.1 | 108.1 |
| 8 | 102.5 | 102.5 | 98.2 | 105.2 | 93.1 | 78.6 | 110.9 |
| 9 | 102.7 | 102.7 | 98.4 | 103.4 | 99.1 | 86.9 | 112.1 |
| 10 | 103.0 | 103.0 | 98.2 | 102.2 | 102.2 | 76.4 | 114.8 |
| 11 | 104.9 | 104.9 | 99.3 | 105.2 | 104.2 | 75.9 | 115.0 |
| 12 | 104.5 | 104.5 | 99.1 | 104.8 | 101.1 | 75.9 | 107.7 |

(平成 7年 = 100)

(1 9 9 5 = 100)

| 機械器具部品 Plastic products for machine tools and equipment parts | 日用品・雑貨 Daily necessities & miscellaneous goods | 容 器 (中空成形) Plastic containers blow-molding | 容 器 (中空成形以外) Plastic containers (excl. blow-molding) | 建 材 Plastic material for building (construction) | 発泡製品 Plastic foam products | 強化製品 (板・型物) Plastic reinforced products (plates & mold) | Year, Quarter & Month |
|---|---|--|---|---|-------------------------------------|--|-----------------------------|
| 142.3 | 21.4 | 26.4 | 9.7 | 13.5 | 28.6 | 9.3 | weight |
| 100.0 | 100.0 | 100.0 | 100.0 | 100.0 | 100.0 | 100.0 | C.Y.1995 |
| 100.4 | 100.0 | 107.5 | 106.9 | 101.9 | 101.4 | 101.0 | C.Y.1996 |
| 103.1 | 94.5 | 117.3 | 115.3 | 101.6 | 100.9 | 102.8 | C.Y.1997 |
| 95.7 | 84.8 | 125.7 | 101.7 | 88.9 | 94.6 | 91.5 | C.Y.1998 |
| 94.4 | 81.7 | 133.7 | 89.0 | 81.9 | 92.8 | 85.5 | C.Y.1999 |
| 100.8 | 91.4 | 117.8 | 111.6 | 99.1 | 99.2 | 98.8 | F.Y.1997 |
| 95.3 | 83.5 | 128.9 | 97.9 | 85.4 | 93.6 | 89.8 | F.Y.1998 |
| 88.6 | 70.4 | 102.3 | 72.5 | 75.5 | 85.2 | 79.9 | Jan.1999 |
| 93.4 | 72.0 | 125.5 | 85.4 | 84.9 | 86.7 | 85.2 | Feb. |
| 103.7 | 84.6 | 139.9 | 106.2 | 91.4 | 94.8 | 92.4 | Mar. |
| 95.7 | 92.2 | 145.0 | 101.4 | 79.3 | 94.6 | 89.5 | Apr. |
| 88.4 | 81.5 | 139.7 | 86.3 | 71.3 | 85.3 | 83.2 | May |
| 94.7 | 82.9 | 153.5 | 95.4 | 76.3 | 93.4 | 87.1 | Jun. |
| 98.0 | 80.9 | 154.0 | 86.3 | 80.7 | 94.2 | 87.6 | Jul. |
| 85.8 | 77.0 | 128.4 | 85.8 | 79.2 | 89.6 | 81.7 | Aug. |
| 95.0 | 83.0 | 126.0 | 86.9 | 85.3 | 95.2 | 86.7 | Sep. |
| 96.6 | 84.3 | 136.0 | 85.7 | 85.2 | 96.0 | 85.4 | Oct. |
| 98.4 | 85.5 | 129.3 | 88.3 | 88.3 | 98.6 | 84.6 | Nov. |
| 94.4 | 86.1 | 125.2 | 88.3 | 85.6 | 99.8 | 82.4 | Dec. |

| | | | | | | | |
|------|------|-------|------|------|------|------|----------|
| 95.8 | 81.5 | 137.2 | 89.6 | 81.7 | 92.8 | 86.7 | Q1 1999 |
| 93.8 | 81.5 | 133.2 | 88.7 | 79.5 | 93.3 | 88.4 | Q2 |
| 94.1 | 81.6 | 128.6 | 86.1 | 82.9 | 93.1 | 86.3 | Q3 |
| 94.5 | 82.8 | 139.3 | 91.4 | 84.0 | 92.6 | 81.2 | Q4 |
| 94.4 | 82.7 | 132.2 | 80.9 | 84.8 | 93.8 | 86.3 | Jan.1999 |
| 94.5 | 81.3 | 143.4 | 92.3 | 81.0 | 92.5 | 87.2 | Feb. |
| 98.5 | 80.4 | 135.9 | 95.5 | 79.2 | 92.1 | 86.7 | Mar. |
| 94.5 | 81.6 | 134.4 | 91.5 | 76.4 | 93.7 | 88.9 | Apr. |
| 94.1 | 80.6 | 132.9 | 83.9 | 79.7 | 92.2 | 88.2 | May |
| 92.7 | 82.2 | 132.3 | 90.8 | 82.4 | 94.0 | 88.1 | Jun. |
| 93.0 | 81.7 | 127.7 | 82.2 | 83.2 | 93.2 | 87.0 | Jul. |
| 94.6 | 81.7 | 124.3 | 87.6 | 83.7 | 93.3 | 86.3 | Aug. |
| 94.7 | 81.3 | 133.9 | 88.6 | 81.8 | 92.7 | 85.5 | Sep. |
| 93.8 | 82.3 | 141.0 | 87.1 | 83.7 | 91.8 | 81.5 | Oct. |
| 95.0 | 83.9 | 137.7 | 92.1 | 83.3 | 92.5 | 81.0 | Nov. |
| 94.6 | 82.2 | 139.1 | 95.0 | 84.9 | 93.4 | 81.1 | Dec. |

(3)生産者製品在庫指数

Indices of Producers' Inventory

原指数 Non-adjusted Indices

| 年月 | 鉱工業 Mining & manufacturing | 製造工業 Manufacturing | プラスチック 製品工業 Plastic products | フィルム シート Plastic film & sheets | 板 Plastic plates | 合成皮革 Plastic synthetic leathers (supported sheets) | パイプ Plastic pipes |
|---------|-------------------------------|-----------------------|------------------------------------|--------------------------------------|---------------------|---|----------------------|
| ウェイト | 10000.0 | 9965.3 | 412.7 | 168.9 | 9.4 | 11.3 | 19.0 |
| 平成7年末 | 100.9 | 100.9 | 98.1 | 98.7 | 95.1 | 105.3 | 102.9 |
| 8 | 100.6 | 100.6 | 100.7 | 99.0 | 115.2 | 99.3 | 107.8 |
| 9 | 106.6 | 106.8 | 104.1 | 105.7 | 126.9 | 119.3 | 116.2 |
| 10 | 98.8 | 99.0 | 101.0 | 102.2 | 116.0 | 127.4 | 119.5 |
| 11 | 92.3 | 92.5 | 99.9 | 102.0 | 105.1 | 134.1 | 115.4 |
| 平成9年度末 | 108.0 | 108.2 | 105.7 | 110.4 | 113.8 | 124.8 | 103.0 |
| 10 | 93.7 | 93.9 | 102.0 | 103.3 | 115.5 | 123.4 | 107.7 |
| 平成11年1月 | 101.6 | 101.8 | 103.2 | 104.2 | 117.6 | 131.6 | 111.4 |
| 2 | 102.1 | 102.3 | 104.9 | 106.2 | 118.9 | 128.4 | 112.5 |
| 3 | 93.7 | 93.9 | 102.0 | 103.3 | 115.5 | 123.4 | 107.7 |
| 4 | 94.6 | 94.8 | 101.3 | 102.0 | 115.3 | 125.9 | 110.7 |
| 5 | 96.5 | 96.7 | 102.7 | 104.8 | 114.2 | 131.7 | 111.6 |
| 6 | 97.3 | 97.5 | 104.5 | 107.6 | 117.1 | 135.8 | 114.3 |
| 7 | 97.2 | 97.3 | 105.5 | 109.3 | 118.7 | 136.6 | 122.1 |
| 8 | 96.3 | 96.4 | 102.3 | 107.0 | 109.3 | 132.9 | 116.2 |
| 9 | 91.8 | 91.9 | 101.3 | 106.1 | 95.4 | 129.2 | 117.1 |
| 10 | 93.6 | 93.7 | 101.7 | 107.3 | 105.9 | 130.5 | 114.8 |
| 11 | 95.3 | 95.5 | 102.3 | 106.5 | 103.4 | 133.5 | 110.4 |
| 12 | 92.3 | 92.5 | 99.9 | 102.0 | 105.1 | 134.1 | 115.4 |

季節調整指数 Seasonally Adjusted Indices

| | | | | | | | |
|---------|------|------|-------|-------|-------|-------|-------|
| 平成11年Ⅰ期 | 97.8 | 98.0 | 103.0 | 104.6 | 120.3 | 125.7 | 117.2 |
| Ⅱ | 96.1 | 96.3 | 102.8 | 105.1 | 114.1 | 132.1 | 108.0 |
| Ⅲ | 95.0 | 95.1 | 102.0 | 105.4 | 97.9 | 131.4 | 115.2 |
| Ⅳ | 93.4 | 93.6 | 101.2 | 105.7 | 104.9 | 134.5 | 113.2 |
| 平成11年1月 | 98.3 | 98.6 | 103.3 | 105.9 | 117.1 | 133.6 | 118.3 |
| 2 | 98.6 | 98.8 | 104.0 | 105.7 | 116.3 | 128.6 | 118.1 |
| 3 | 97.8 | 98.0 | 103.0 | 104.6 | 120.3 | 125.7 | 117.2 |
| 4 | 97.3 | 97.5 | 102.3 | 103.9 | 117.9 | 124.0 | 113.8 |
| 5 | 96.6 | 96.9 | 103.5 | 105.4 | 115.7 | 131.2 | 111.9 |
| 6 | 96.1 | 96.3 | 102.8 | 105.1 | 114.1 | 132.1 | 108.0 |
| 7 | 95.2 | 95.3 | 103.3 | 105.4 | 115.3 | 133.0 | 112.5 |
| 8 | 95.2 | 95.3 | 102.7 | 105.9 | 107.7 | 133.4 | 113.8 |
| 9 | 95.0 | 95.1 | 102.0 | 105.4 | 97.9 | 131.4 | 115.2 |
| 10 | 94.2 | 94.2 | 101.9 | 107.4 | 105.7 | 131.4 | 112.9 |
| 11 | 94.3 | 94.5 | 101.6 | 105.8 | 103.3 | 134.8 | 110.6 |
| 12 | 93.4 | 93.6 | 101.2 | 105.7 | 104.9 | 134.5 | 113.2 |

(平成 7年 = 100)
(1 9 9 5 = 100)

| 機械器具部品 Plastic products for machine tools and equipment parts | 日用品・雑貨 Daily necessities & miscellaneous goods | 容 器 (中空成形) Plastic containers blow-molding | 容 器 (中空成形以外) Plastic containers (excl. blow-molding) | 建 材 Plastic material for building (construction) | 発泡製品 Plastic foam products | 強化製品 (板・型物) Plastic reinforced products (plates & mold) | Year, Quarter & Month |
|---|---|--|---|---|-------------------------------------|--|-----------------------------|
| 67.7 | 35.0 | 19.7 | 12.8 | 17.1 | 38.3 | 13.5 | Weight |
| 91.0 | 102.3 | 100.9 | 111.1 | 103.1 | 92.7 | 97.2 | C.Y.1995 |
| 96.3 | 106.9 | 96.9 | 122.6 | 106.9 | 100.0 | 87.3 | C.Y.1996 |
| 90.8 | 100.0 | 106.8 | 126.0 | 119.4 | 99.8 | 83.7 | C.Y.1997 |
| 90.9 | 82.1 | 127.6 | 102.2 | 114.0 | 98.8 | 77.3 | C.Y.1998 |
| 92.0 | 81.4 | 120.7 | 97.4 | 113.4 | 96.7 | 71.7 | C.Y.1999 |
| 93.2 | 102.1 | 108.5 | 116.3 | 107.8 | 98.3 | 78.9 | F.Y.1997 |
| 86.9 | 93.2 | 134.5 | 109.1 | 115.0 | 99.8 | 83.3 | F.Y.1998 |
| 87.9 | 89.1 | 141.1 | 120.8 | 118.0 | 98.8 | 79.5 | Jan.1999 |
| 88.1 | 97.9 | 135.0 | 121.9 | 119.1 | 100.9 | 84.3 | Feb. |
| 86.9 | 93.2 | 134.5 | 109.1 | 115.0 | 99.8 | 83.3 | Mar. |
| 87.2 | 86.5 | 146.0 | 103.1 | 115.9 | 98.7 | 79.8 | Apr. |
| 89.1 | 84.9 | 150.4 | 101.7 | 113.1 | 98.9 | 76.4 | May |
| 88.3 | 91.3 | 151.8 | 94.8 | 113.7 | 99.0 | 77.2 | Jun. |
| 91.3 | 89.5 | 140.8 | 97.5 | 115.7 | 97.8 | 76.9 | Jul. |
| 90.2 | 89.4 | 124.4 | 93.9 | 108.2 | 95.4 | 75.3 | Aug. |
| 91.1 | 88.9 | 117.7 | 92.8 | 108.6 | 95.5 | 74.3 | Sep. |
| 89.8 | 87.3 | 112.1 | 93.7 | 112.8 | 97.4 | 72.9 | Oct. |
| 91.7 | 86.9 | 121.7 | 95.4 | 114.2 | 100.2 | 72.2 | Nov. |
| 92.0 | 81.4 | 120.7 | 97.4 | 113.4 | 96.7 | 71.7 | Dec. |

| | | | | | | | |
|------|------|-------|-------|-------|-------|------|----------|
| 87.0 | 89.7 | 137.2 | 102.8 | 116.5 | 99.1 | 83.9 | Q1 1999 |
| 87.4 | 89.7 | 144.5 | 104.1 | 115.3 | 98.8 | 78.4 | Q2 |
| 90.7 | 90.3 | 119.0 | 101.5 | 113.7 | 97.7 | 74.0 | Q3 |
| 91.6 | 84.4 | 121.2 | 88.3 | 111.3 | 96.8 | 70.9 | Q4 |
| 88.9 | 89.3 | 137.9 | 108.2 | 112.2 | 99.7 | 78.4 | Jan.1999 |
| 88.7 | 93.2 | 134.0 | 105.9 | 114.5 | 100.3 | 81.4 | Feb. |
| 87.0 | 89.7 | 137.2 | 102.8 | 116.5 | 99.1 | 83.9 | Mar. |
| 87.7 | 88.1 | 146.0 | 103.2 | 116.3 | 98.1 | 82.2 | Apr. |
| 88.9 | 86.6 | 147.5 | 107.6 | 116.3 | 99.0 | 79.7 | May |
| 87.4 | 89.7 | 144.5 | 104.1 | 115.3 | 98.8 | 78.4 | Jun. |
| 90.9 | 90.1 | 141.0 | 105.5 | 114.9 | 97.8 | 77.4 | Jul. |
| 90.8 | 90.9 | 130.7 | 106.4 | 109.1 | 97.7 | 75.7 | Aug. |
| 90.7 | 90.3 | 119.0 | 101.5 | 113.7 | 97.7 | 74.0 | Sep. |
| 89.4 | 87.6 | 115.9 | 97.7 | 114.7 | 96.6 | 71.1 | Oct. |
| 91.6 | 86.1 | 120.2 | 92.8 | 113.1 | 97.3 | 71.1 | Nov. |
| 91.6 | 84.4 | 121.2 | 88.3 | 111.3 | 96.8 | 70.9 | Dec. |

2. 生産・出荷・在庫統計

2. Production, Shipments and Producers' Inventory

1. 総合統計表

1. Synthetic statistical table

(単位:t) (Unit:t)

| 品目 Commodity | 生産 Production | 受入 Receipt | 消費 Consumption | 出荷 Shipment | | | 在庫 Inventory |
|--|------------------|---------------|-------------------|----------------|------------------------------|--------------|-----------------|
| | | | | 販売 Sales | | その他 Other | |
| | | | | 数量 Quantity | 金額(百万円) Amount(Y million) | | |
| 総合計 Grand total | 6,048,697 | 753,178 | 183,311 | 6,327,322 | 4,046,170 | 295,185 | 441,433 |
| フィルム・シート合計 Plastic film and sheets | 2,332,323 | 233,806 | 84,403 | 2,372,596 | 918,541 | 101,495 | 193,064 |
| フィルム計 Plastic film | 1,995,909 | 215,403 | 55,658 | 2,059,110 | 791,888 | 91,123 | 165,427 |
| 軟質製品計 Soft plastic goods | 1,648,460 | 95,716 | 32,506 | 1,633,865 | 618,955 | 74,635 | 121,091 |
| 農業用 for agriculture | 126,165 | 8,659 | 699 | 123,953 | 41,538 | 9,578 | 22,551 |
| 包装用 for packages | 1,174,057 | 65,843 | 19,716 | 1,181,801 | 386,836 | 35,611 | 77,129 |
| ラミネート for laminate | 129,114 | 11,068 | 613 | 139,403 | 82,210 | 319 | 5,331 |
| その他 for others | 219,124 | 10,146 | 11,478 | 188,708 | 108,372 | 29,127 | 16,080 |
| 硬質製品 Hard plastic goods | 347,449 | 119,687 | 23,152 | 425,245 | 172,933 | 16,488 | 44,336 |
| シート Plastic sheets | 336,414 | 18,403 | 28,745 | 313,486 | 126,653 | 10,372 | 27,637 |
| 板計 Plastic plates | 151,842 | 16,521 | 806 | 162,219 | 73,923 | 6,466 | 13,932 |
| 平板 Plastic flat plates | 109,589 | 10,294 | 606 | 116,125 | 55,722 | 3,753 | 10,241 |
| 波板 Plastic wave plates | 42,253 | 6,227 | - | 46,094 | 18,201 | 2,713 | 3,691 |
| 合成皮革 Plastic synthetic leathers(supported sheets) | 78,422 | 1,759 | - | 75,259 | 84,563 | 4,346 | 7,425 |
| パイプ Plastic pipes | 686,940 | 46,295 | 3,206 | 687,992 | 165,370 | 44,445 | 55,415 |
| 継手 Plastic pipe fittings | 66,456 | 6,994 | 265 | 66,729 | 52,250 | 7,223 | 6,200 |
| 機械器具部品計(照明用品を含む) Plastic products for machine tools and equipment parts | 779,780 | 158,421 | 63,150 | 857,108 | 1,263,142 | 11,650 | 20,988 |
| 輸送機械用部品 Plastic transport equipment parts | 356,749 | 61,297 | 32,808 | 380,660 | 601,313 | 3,214 | 6,728 |
| 電気通信用部品 Electronic communication equipment parts | 287,657 | 57,446 | 16,267 | 323,048 | 434,206 | 2,605 | 8,122 |
| その他の部品 Other plastic products for machine tools and parts | 135,374 | 39,678 | 14,075 | 153,400 | 227,623 | 5,831 | 6,138 |
| 日用品・雑貨 Plastic products for daily necessities and miscellaneous goods | 349,954 | 90,124 | 8,852 | 402,051 | 316,484 | 32,469 | 27,479 |
| 容器計 Plastic containers | 442,894 | 63,285 | 2,673 | 469,766 | 328,854 | 36,057 | 19,968 |
| 中空成形容器 Plastic containers blow-molding | 364,524 | 47,295 | 1,537 | 376,776 | 263,630 | 35,467 | 13,404 |
| その他 Plastic containers n.e.s | 78,370 | 15,990 | 1,136 | 92,990 | 65,224 | 590 | 6,564 |
| 建材計 Plastic material for building(construction) | 312,327 | 14,056 | 785 | 319,977 | 150,952 | 6,315 | 28,190 |
| 雨どい及び同付属品 Rainwater pipe and attachment | 37,146 | 5,671 | 13 | 41,694 | 40,543 | 1,281 | 3,083 |
| 床材料 Floor materials | 137,406 | 3,078 | - | 140,015 | 42,861 | 573 | 16,748 |
| その他 Others | 137,775 | 5,307 | 752 | 138,268 | 67,548 | 4,461 | 8,359 |
| 発泡製品計 Plastic foam products | 377,562 | 54,875 | 15,000 | 389,839 | 218,621 | 28,444 | 28,695 |
| 板物 Plastic foam plates | 93,953 | 3,279 | 1,093 | 88,600 | 52,229 | 7,315 | 7,592 |
| 型物 Plastic foam mold | 80,102 | 10,481 | 322 | 88,545 | 63,172 | 1,643 | 4,411 |
| その他 Others | 203,507 | 41,115 | 13,585 | 212,694 | 103,220 | 19,486 | 16,692 |
| 強化製品計 Plastic reinforced products | 84,306 | 11,934 | 335 | 92,962 | 114,168 | 6,884 | 5,943 |
| 板物 Plastic reinforced plates | 8,862 | 14 | - | 8,768 | 7,919 | 150 | 1,370 |
| 型物 Plastic reinforced mold | 65,938 | 10,949 | 335 | 75,992 | 89,522 | 4,084 | 3,902 |
| その他 Others | 9,506 | 971 | - | 8,202 | 16,727 | 2,650 | 671 |
| その他計 Other plastic products | 385,891 | 55,108 | 4,056 | 430,824 | 359,301 | 9,391 | 34,134 |
| 異形押出製品(建材を除く) Deformed extruding products(except for building) | 34,249 | 6,350 | 137 | 42,926 | 36,933 | 62 | 7,520 |
| ホース Hoses | 46,718 | 12,155 | - | 58,202 | 41,692 | 83 | 3,920 |
| ディスクレコード Disk records | 13,485 | 17,838 | - | 31,131 | 90,625 | - | 2,495 |
| その他 Others | 291,439 | 18,765 | 3,919 | 298,565 | 190,051 | 9,246 | 20,199 |
| (特掲)浴槽(個) (inserted specially)Bathtub. | 714,565 | 62,597 | - | 767,319 | 37,190 | 17,512 | 51,454 |
| (特掲)浄化槽(個) (inserted specially)Septic tank. | 128,182 | 76,256 | - | 198,260 | 25,326 | 13,268 | 12,876 |

注: 1. 異形押出製品のうち、建材、機械器具部品、日用品・雑貨はそれぞれの品目に含まれる。

notes: 1. "material for building", "for machine tools and parts", "for daily necessities and miscellaneous goods", in "Deformed extruding products" are contained in each list of commodities classification.

2. 品目別生産・出荷・在庫統計

2. Production, Shipments and Producer's Inventory (by commodities)

プラスチック製品(合計) (1~30)

Plastic products (Grand total)

(単位: t) (Unit: t)

| 年 月 | 生産(t) Production Quantity | 受入(t) Receipt Quantity | 消費(t) Consumption Quantity | 出荷 Shipments | | | 在庫(t) Inventory Quantity | Year and Month |
|----------|---------------------------------|------------------------------|----------------------------------|-------------------|------------------------------------|------------------------------|--------------------------------|-------------------|
| | | | | 販売 Sales | | その他(t) Others Quantity | | |
| | | | | 数量(t) Quantity | 金額(百万円) Value in Million of Yen | | | |
| 平成 7年 | 5,829,983 | 715,274 | 164,589 | 6,054,021 | 4,068,749 | 285,430 | 415,528 | C. Y. 1995 |
| 8年 | 6,280,052 | 758,165 | 181,030 | 6,540,918 | 4,259,379 | 289,853 | 440,135 | C. Y. 1996 |
| 9年 | 6,447,908 | 790,587 | 188,348 | 6,732,812 | 4,437,686 | 283,627 | 464,947 | C. Y. 1997 |
| 10年 | 6,034,887 | 737,177 | 186,598 | 6,319,369 | 4,125,665 | 273,794 | 446,672 | C. Y. 1998 |
| 11年 | 6,048,697 | 753,178 | 183,311 | 6,327,322 | 4,046,170 | 295,185 | 441,433 | C. Y. 1999 |
| 平成 9年度 | 6,336,867 | 776,697 | 188,514 | 6,607,625 | 4,367,946 | 277,224 | 461,574 | F. Y. 1997 |
| 10年度 | 6,011,079 | 729,810 | 183,672 | 6,290,322 | 4,083,247 | 278,809 | 448,078 | F. Y. 1998 |
| 11年 1~3月 | 1,470,404 | 174,525 | 42,618 | 1,530,742 | 985,371 | 70,238 | 448,078 | Q1 1999 |
| 4~6月 | 1,477,905 | 186,929 | 44,323 | 1,540,882 | 1,000,912 | 72,184 | 458,650 | Q2 |
| 7~9月 | 1,506,766 | 191,490 | 46,949 | 1,586,414 | 1,011,504 | 75,011 | 445,894 | Q3 |
| 10~12月 | 1,593,622 | 200,234 | 49,421 | 1,669,284 | 1,048,383 | 77,752 | 441,433 | Q4 |
| 11年 1月 | 462,988 | 55,129 | 13,731 | 476,963 | 304,904 | 21,772 | 453,010 | Jan. 1999 |
| 2 | 483,685 | 57,139 | 13,837 | 496,233 | 321,027 | 23,189 | 461,121 | Feb. |
| 3 | 523,731 | 62,257 | 15,050 | 557,546 | 359,439 | 25,277 | 448,078 | Mar. |
| 4 | 499,136 | 63,093 | 15,097 | 526,427 | 343,657 | 25,241 | 444,741 | Apr. |
| 5 | 470,660 | 59,627 | 14,071 | 488,671 | 318,048 | 22,665 | 449,486 | May. |
| 6 | 508,109 | 64,209 | 15,155 | 525,784 | 339,207 | 24,278 | 458,650 | Jun. |
| 7 | 517,069 | 66,652 | 15,699 | 534,684 | 346,797 | 25,705 | 464,888 | Jul. |
| 8 | 466,769 | 60,360 | 15,015 | 500,542 | 318,265 | 24,886 | 450,472 | Aug. |
| 9 | 522,928 | 64,478 | 16,235 | 551,188 | 346,442 | 24,420 | 445,894 | Sep. |
| 10 | 531,641 | 67,182 | 16,540 | 553,023 | 348,046 | 25,818 | 449,360 | Oct. |
| 11 | 544,007 | 67,096 | 16,506 | 567,491 | 353,679 | 26,495 | 448,970 | Nov. |
| 12 | 517,974 | 65,956 | 16,375 | 548,770 | 346,658 | 25,439 | 441,433 | Dec. |

フィルム(計) (1~5)

Plastic film (Total)

(単位: t) (Unit: t)

| 年 月 | 生産(t) Production Quantity | 受入(t) Receipt Quantity | 消費(t) Consumption Quantity | 出荷 Shipments | | | 在庫(t) Inventory Quantity | Year and Month |
|----------|---------------------------------|------------------------------|----------------------------------|-------------------|------------------------------------|------------------------------|--------------------------------|-------------------|
| | | | | 販売 Sales | | その他(t) Others Quantity | | |
| | | | | 数量(t) Quantity | 金額(百万円) Value in Million of Yen | | | |
| 平成 7年 | 1,825,579 | 178,988 | 35,470 | 1,867,080 | 771,983 | 97,864 | 154,491 | C. Y. 1995 |
| 8年 | 2,000,828 | 191,429 | 38,692 | 2,060,289 | 828,479 | 88,422 | 162,855 | C. Y. 1996 |
| 9年 | 2,080,579 | 207,933 | 42,960 | 2,138,439 | 855,531 | 87,198 | 171,385 | C. Y. 1997 |
| 10年 | 1,976,513 | 204,658 | 49,025 | 2,044,446 | 810,155 | 87,265 | 165,396 | C. Y. 1998 |
| 11年 | 1,995,909 | 215,403 | 55,658 | 2,059,110 | 791,888 | 91,123 | 165,427 | C. Y. 1999 |
| 平成 9年度 | 2,063,310 | 208,662 | 44,713 | 2,113,348 | 848,188 | 86,490 | 179,193 | F. Y. 1997 |
| 10年度 | 1,966,356 | 203,211 | 49,724 | 2,039,257 | 801,934 | 87,471 | 168,657 | F. Y. 1998 |
| 11年 1~3月 | 475,232 | 46,966 | 12,054 | 484,890 | 188,352 | 20,915 | 168,657 | Q1 1999 |
| 4~6月 | 496,142 | 54,586 | 13,208 | 506,558 | 195,201 | 22,549 | 176,803 | Q2 |
| 7~9月 | 497,801 | 54,867 | 15,012 | 516,401 | 199,039 | 22,671 | 173,064 | Q3 |
| 10~12月 | 526,734 | 58,984 | 15,384 | 551,261 | 209,296 | 24,988 | 165,427 | Q4 |
| 11年 1月 | 149,622 | 14,482 | 3,633 | 149,800 | 58,674 | 6,616 | 169,119 | Jan. 1999 |
| 2 | 155,598 | 15,693 | 3,832 | 156,479 | 60,823 | 6,705 | 172,869 | Feb. |
| 3 | 170,012 | 16,791 | 4,589 | 178,611 | 68,855 | 7,594 | 168,657 | Mar. |
| 4 | 169,667 | 18,682 | 4,309 | 176,417 | 68,051 | 8,749 | 167,825 | Apr. |
| 5 | 157,646 | 16,728 | 4,017 | 159,653 | 61,866 | 6,358 | 172,000 | May. |
| 6 | 168,829 | 19,176 | 4,882 | 170,488 | 65,283 | 7,442 | 176,803 | Jun. |
| 7 | 168,259 | 19,530 | 4,897 | 171,936 | 66,681 | 7,596 | 179,614 | Jul. |
| 8 | 156,906 | 17,479 | 4,784 | 165,650 | 63,757 | 7,526 | 175,070 | Aug. |
| 9 | 172,636 | 17,858 | 5,331 | 178,815 | 68,601 | 7,549 | 173,064 | Sep. |
| 10 | 177,227 | 19,299 | 5,082 | 180,354 | 68,621 | 8,159 | 175,325 | Oct. |
| 11 | 179,649 | 19,710 | 5,095 | 186,845 | 70,727 | 8,254 | 174,043 | Nov. |
| 12 | 169,858 | 19,975 | 5,207 | 184,062 | 69,948 | 8,575 | 165,427 | Dec. |

2. 品目別生産・出荷・在庫統計
 2. Production, Shipments and Producer's Inventory (by commodities)

| フィルム軟質製品 (計) (1~4) | | Plastic film Soft plastic goods (Total) | | | | | (単位: t) (Unit: t) | | |
|--------------------|---------------------------------|---|----------------------------------|-------------------|------------------------------------|------------------------------|--------------------------------|-------------------|------------|
| 年 月 | 生産(t) Production Quantity | 受入(t) Receipt Quantity | 消費(t) Consumption Quantity | 出荷 Shipments | | | 在庫(t) Inventory Quantity | Year and Month | |
| | | | | 販売 Sales | | その他(t) Others Quantity | | | |
| | | | | 数量(t) Quantity | 金額(百万円) Value in Million of Yen | | | | |
| 平成 | 7年 | 1,588,743 | 107,817 | 29,327 | 1,588,170 | 633,417 | 74,478 | 122,638 | C. Y. 1995 |
| | 8年 | 1,702,045 | 108,354 | 30,343 | 1,711,815 | 672,885 | 70,759 | 126,603 | C. Y. 1996 |
| | 9年 | 1,749,496 | 101,051 | 31,369 | 1,736,633 | 686,087 | 71,471 | 129,365 | C. Y. 1997 |
| | 10年 | 1,642,141 | 94,826 | 30,677 | 1,640,959 | 639,618 | 71,771 | 121,498 | C. Y. 1998 |
| | 11年 | 1,648,460 | 95,716 | 32,506 | 1,633,865 | 618,955 | 74,635 | 121,091 | C. Y. 1999 |
| 平成 | 9年度 | 1,728,695 | 100,168 | 31,701 | 1,709,433 | 677,257 | 70,974 | 134,908 | F. Y. 1997 |
| | 10年度 | 1,634,221 | 93,710 | 31,035 | 1,634,166 | 631,811 | 72,530 | 126,758 | F. Y. 1998 |
| 11年 | 1~3月 | 395,867 | 21,753 | 7,984 | 387,100 | 147,556 | 17,414 | 126,758 | Q1 1999 |
| | 4~6月 | 409,240 | 23,784 | 8,242 | 399,066 | 151,714 | 18,892 | 133,393 | Q2 |
| | 7~9月 | 409,456 | 24,350 | 8,307 | 407,520 | 154,580 | 18,378 | 130,859 | Q3 |
| | 10~12月 | 433,897 | 25,829 | 7,973 | 440,179 | 165,106 | 19,951 | 121,091 | Q4 |
| 11年 | 1月 | 125,507 | 6,543 | 2,456 | 119,786 | 46,061 | 5,419 | 125,839 | Jan. 1999 |
| | 2 | 129,061 | 7,349 | 2,615 | 124,737 | 47,499 | 5,617 | 129,202 | Feb. |
| | 3 | 141,299 | 7,861 | 2,913 | 142,577 | 53,996 | 6,378 | 126,758 | Mar. |
| | 4 | 139,906 | 8,139 | 2,770 | 139,814 | 53,305 | 7,526 | 125,186 | Apr. |
| | 5 | 130,510 | 7,242 | 2,465 | 125,321 | 47,952 | 5,274 | 129,777 | May. |
| | 6 | 138,824 | 8,403 | 3,007 | 133,931 | 50,457 | 6,092 | 133,393 | Jun. |
| | 7 | 137,957 | 8,636 | 2,697 | 134,422 | 51,285 | 6,412 | 135,903 | Jul. |
| | 8 | 128,886 | 7,653 | 2,586 | 130,470 | 49,447 | 5,946 | 132,583 | Aug. |
| | 9 | 142,613 | 8,061 | 3,024 | 142,628 | 53,848 | 6,020 | 130,859 | Sep. |
| | 10 | 146,732 | 8,095 | 2,545 | 144,508 | 54,225 | 6,832 | 131,205 | Oct. |
| | 11 | 147,896 | 8,918 | 2,573 | 150,154 | 56,212 | 6,515 | 128,426 | Nov. |
| | 12 | 139,269 | 8,816 | 2,855 | 145,517 | 54,668 | 6,604 | 121,091 | Dec. |

| フィルム軟質製品 (農業用) (1) | | Plastic film Soft plastic goods (For agriculture) | | | | | (単位: t) (Unit: t) | | |
|--------------------|---------------------------------|---|----------------------------------|-------------------|------------------------------------|------------------------------|--------------------------------|-------------------|------------|
| 年 月 | 生産(t) Production Quantity | 受入(t) Receipt Quantity | 消費(t) Consumption Quantity | 出荷 Shipments | | | 在庫(t) Inventory Quantity | Year and Month | |
| | | | | 販売 Sales | | その他(t) Others Quantity | | | |
| | | | | 数量(t) Quantity | 金額(百万円) Value in Million of Yen | | | | |
| 平成 | 7年 | 137,627 | 8,922 | 692 | 131,375 | 44,946 | 11,228 | 25,173 | C. Y. 1995 |
| | 8年 | 142,881 | 8,952 | 904 | 143,858 | 48,929 | 11,425 | 24,102 | C. Y. 1996 |
| | 9年 | 144,786 | 9,832 | 990 | 140,347 | 48,448 | 11,618 | 25,429 | C. Y. 1997 |
| | 10年 | 120,864 | 8,693 | 754 | 123,539 | 42,662 | 9,974 | 21,564 | C. Y. 1998 |
| | 11年 | 126,165 | 8,659 | 699 | 123,953 | 41,538 | 9,578 | 22,551 | C. Y. 1999 |
| 平成 | 9年度 | 140,485 | 9,506 | 982 | 133,751 | 46,548 | 11,296 | 22,765 | F. Y. 1997 |
| | 10年度 | 120,478 | 8,691 | 709 | 123,443 | 42,467 | 9,709 | 19,204 | F. Y. 1998 |
| 11年 | 1~3月 | 30,350 | 1,551 | 160 | 32,372 | 10,860 | 1,905 | 19,204 | Q1 1999 |
| | 4~6月 | 27,954 | 1,790 | 219 | 21,930 | 7,360 | 1,981 | 24,892 | Q2 |
| | 7~9月 | 32,075 | 2,926 | 148 | 33,102 | 11,144 | 2,849 | 23,871 | Q3 |
| | 10~12月 | 35,786 | 2,392 | 172 | 36,549 | 12,173 | 2,843 | 22,551 | Q4 |
| 11年 | 1月 | 10,317 | 418 | 49 | 9,593 | 3,354 | 556 | 22,232 | Jan. 1999 |
| | 2 | 9,128 | 614 | 63 | 10,118 | 3,376 | 703 | 21,114 | Feb. |
| | 3 | 10,905 | 519 | 48 | 12,661 | 4,130 | 646 | 19,204 | Mar. |
| | 4 | 10,382 | 692 | 80 | 9,038 | 3,076 | 752 | 20,433 | Apr. |
| | 5 | 8,515 | 430 | 55 | 6,559 | 2,297 | 467 | 22,322 | May. |
| | 6 | 9,057 | 668 | 84 | 6,333 | 1,988 | 762 | 24,892 | Jun. |
| | 7 | 9,354 | 1,126 | 48 | 7,373 | 2,554 | 1,142 | 26,833 | Jul. |
| | 8 | 12,030 | 805 | 50 | 12,204 | 4,095 | 654 | 26,792 | Aug. |
| | 9 | 10,691 | 995 | 50 | 13,525 | 4,495 | 1,053 | 23,871 | Sep. |
| | 10 | 12,250 | 835 | 62 | 13,517 | 4,572 | 988 | 22,415 | Oct. |
| | 11 | 12,817 | 892 | 52 | 13,087 | 4,278 | 1,079 | 21,921 | Nov. |
| | 12 | 10,719 | 665 | 58 | 9,945 | 3,323 | 776 | 22,551 | Dec. |

2. 品目別生産・出荷・在庫統計

2. Production, Shipments and Producer's Inventory (by commodities)

| フィルム軟質製品(包装用) (2) Plastic film Soft plastic goods (For packages) (単位: t) (Unit:t) | | | | | | | | | |
|---|---------------------------------|------------------------------|----------------------------------|-------------------|------------------------------------|------------------------------|--------------------------------|-------------------|--|
| 年 月 | 生産(t) Production Quantity | 受入(t) Receipt Quantity | 消費(t) Consumption Quantity | 出荷 Shipments | | | 在庫(t) Inventory Quantity | Year and Month | |
| | | | | 販売 Sales | | その他(t) Others Quantity | | | |
| | | | | 数量(t) Quantity | 金額(百万円) Value in Million of Yen | | | | |
| 平成 7年 | 1,093,702 | 89,774 | 19,451 | 1,127,915 | 392,013 | 35,876 | 75,048 | C. Y. 1995 | |
| 8年 | 1,184,918 | 85,772 | 20,421 | 1,215,761 | 411,066 | 30,405 | 81,929 | C. Y. 1996 | |
| 9年 | 1,214,904 | 72,940 | 21,357 | 1,229,136 | 422,264 | 29,790 | 81,672 | C. Y. 1997 | |
| 10年 | 1,162,594 | 69,317 | 19,964 | 1,178,284 | 399,006 | 33,882 | 78,445 | C. Y. 1998 | |
| 11年 | 1,174,057 | 65,843 | 19,716 | 1,181,801 | 386,836 | 35,611 | 77,129 | C. Y. 1999 | |
| 平成 9年度 | 1,202,795 | 72,216 | 21,584 | 1,211,879 | 417,702 | 30,047 | 88,152 | F. Y. 1997 | |
| 10年度 | 1,162,004 | 68,034 | 20,015 | 1,176,799 | 394,932 | 34,317 | 86,615 | F. Y. 1998 | |
| 11年 1~3月 | 280,824 | 15,839 | 4,981 | 275,137 | 91,036 | 8,172 | 86,615 | Q1 1999 | |
| 4~6月 | 292,998 | 16,314 | 4,811 | 295,093 | 97,148 | 9,114 | 86,554 | Q2 | |
| 7~9月 | 290,384 | 16,151 | 4,824 | 292,325 | 95,391 | 8,704 | 85,084 | Q3 | |
| 10~12月 | 309,851 | 17,539 | 5,100 | 319,246 | 103,260 | 9,621 | 77,129 | Q4 | |
| 11年 1月 | 87,980 | 5,104 | 1,541 | 84,976 | 28,045 | 2,429 | 82,311 | Jan. 1999 | |
| 2 | 93,161 | 5,295 | 1,612 | 89,482 | 29,719 | 2,618 | 87,000 | Feb. | |
| 3 | 99,683 | 5,440 | 1,828 | 100,679 | 33,273 | 3,125 | 86,615 | Mar. | |
| 4 | 99,343 | 5,524 | 1,615 | 102,926 | 33,925 | 3,453 | 83,893 | Apr. | |
| 5 | 93,606 | 5,054 | 1,442 | 92,774 | 30,628 | 2,530 | 85,675 | May. | |
| 6 | 100,049 | 5,736 | 1,754 | 99,393 | 32,595 | 3,131 | 86,554 | Jun. | |
| 7 | 99,771 | 5,580 | 1,559 | 99,488 | 32,606 | 3,071 | 87,181 | Jul. | |
| 8 | 89,015 | 5,129 | 1,419 | 92,168 | 29,947 | 2,714 | 84,117 | Aug. | |
| 9 | 101,598 | 5,442 | 1,846 | 100,669 | 32,838 | 2,919 | 85,084 | Sep. | |
| 10 | 104,645 | 5,437 | 1,546 | 102,737 | 33,171 | 3,405 | 87,028 | Oct. | |
| 11 | 105,368 | 6,062 | 1,639 | 108,417 | 35,175 | 3,125 | 84,920 | Nov. | |
| 12 | 99,838 | 6,040 | 1,915 | 108,092 | 34,914 | 3,091 | 77,129 | Dec. | |

| フィルム軟質製品(ラミネート) (3) Plastic film Soft plastic goods (For laminate) (単位: t) (Unit:t) | | | | | | | | | |
|---|---------------------------------|------------------------------|----------------------------------|-------------------|------------------------------------|------------------------------|--------------------------------|-------------------|--|
| 年 月 | 生産(t) Production Quantity | 受入(t) Receipt Quantity | 消費(t) Consumption Quantity | 出荷 Shipments | | | 在庫(t) Inventory Quantity | Year and Month | |
| | | | | 販売 Sales | | その他(t) Others Quantity | | | |
| | | | | 数量(t) Quantity | 金額(百万円) Value in Million of Yen | | | | |
| 平成 7年 | 132,729 | 1,544 | 776 | 134,330 | 85,603 | 234 | 5,263 | C. Y. 1995 | |
| 8年 | 138,181 | 5,887 | 748 | 144,484 | 91,611 | 194 | 4,056 | C. Y. 1996 | |
| 9年 | 143,486 | 9,112 | 787 | 149,677 | 91,950 | 239 | 5,309 | C. Y. 1997 | |
| 10年 | 132,739 | 10,053 | 638 | 141,639 | 84,449 | 222 | 5,812 | C. Y. 1998 | |
| 11年 | 129,114 | 11,068 | 613 | 139,403 | 82,210 | 319 | 5,331 | C. Y. 1999 | |
| 平成 9年度 | 141,549 | 9,536 | 736 | 148,672 | 90,354 | 216 | 5,944 | F. Y. 1997 | |
| 10年度 | 130,918 | 10,222 | 633 | 141,432 | 83,637 | 232 | 5,156 | F. Y. 1998 | |
| 11年 1~3月 | 30,857 | 2,505 | 139 | 33,875 | 19,461 | 48 | 5,156 | Q1 1999 | |
| 4~6月 | 33,129 | 2,999 | 148 | 36,053 | 20,667 | 59 | 5,002 | Q2 | |
| 7~9月 | 31,854 | 2,634 | 158 | 33,697 | 20,138 | 56 | 5,455 | Q3 | |
| 10~12月 | 33,274 | 2,930 | 168 | 35,778 | 21,944 | 156 | 5,331 | Q4 | |
| 11年 1月 | 9,545 | 635 | 42 | 10,349 | 6,004 | 13 | 5,600 | Jan. 1999 | |
| 2 | 10,122 | 881 | 48 | 11,243 | 6,448 | 18 | 5,302 | Feb. | |
| 3 | 11,190 | 989 | 49 | 12,283 | 7,009 | 17 | 5,156 | Mar. | |
| 4 | 11,285 | 1,030 | 49 | 12,350 | 7,215 | 17 | 5,055 | Apr. | |
| 5 | 10,509 | 988 | 46 | 11,274 | 6,500 | 16 | 5,207 | May. | |
| 6 | 11,335 | 981 | 53 | 12,429 | 6,951 | 26 | 5,002 | Jun. | |
| 7 | 10,548 | 879 | 48 | 11,323 | 6,794 | 12 | 5,034 | Jul. | |
| 8 | 9,988 | 830 | 51 | 10,775 | 6,485 | 23 | 4,996 | Aug. | |
| 9 | 11,318 | 925 | 59 | 11,599 | 6,859 | 21 | 5,455 | Sep. | |
| 10 | 11,150 | 918 | 55 | 11,842 | 7,187 | 25 | 5,397 | Oct. | |
| 11 | 11,340 | 1,056 | 54 | 12,252 | 7,364 | 24 | 5,439 | Nov. | |
| 12 | 10,784 | 956 | 59 | 11,684 | 7,393 | 107 | 5,331 | Dec. | |

2. 品目別生産・出荷・在庫統計

2. Production, Shipments and Producer's Inventory (by commodities)

| フィルム軟質製品（その他）（４） Plastic film Soft plastic goods (For others) | | | | (単位：t) (Unit:t) | | | | |
|---|---------------------------------|------------------------------|----------------------------------|-------------------|------------------------------------|------------------------------|--------------------------------|-------------------|
| 年 月 | 生産(t) Production Quantity | 受入(t) Receipt Quantity | 消費(t) Consumption Quantity | 出荷 Shipments | | | 在庫(t) Inventory Quantity | Year and Month |
| | | | | 販売 Sales | | その他(t) Others Quantity | | |
| | | | | 数量(t) Quantity | 金額(百万円) Value in Million of Yen | | | |
| 平成 7年 | 224,685 | 7,577 | 8,408 | 194,550 | 110,855 | 27,140 | 17,154 | C. Y. 1995 |
| 8年 | 236,065 | 7,743 | 8,270 | 207,712 | 121,279 | 28,735 | 16,516 | C. Y. 1996 |
| 9年 | 246,320 | 9,167 | 8,235 | 217,473 | 123,425 | 29,824 | 16,955 | C. Y. 1997 |
| 10年 | 225,944 | 6,763 | 9,321 | 197,497 | 113,501 | 27,693 | 15,677 | C. Y. 1998 |
| 11年 | 219,124 | 10,146 | 11,478 | 188,708 | 108,372 | 29,127 | 16,080 | C. Y. 1999 |
| 平成 9年度 | 243,866 | 8,910 | 8,399 | 215,131 | 122,653 | 29,415 | 18,047 | F. Y. 1997 |
| 10年度 | 220,821 | 6,763 | 9,678 | 192,492 | 110,776 | 28,272 | 15,783 | F. Y. 1998 |
| 11年 1～3月 | 53,836 | 1,858 | 2,704 | 45,716 | 26,199 | 7,289 | 15,783 | Q1 1999 |
| 4～6月 | 55,159 | 2,681 | 3,064 | 45,990 | 26,538 | 7,738 | 16,945 | Q2 |
| 7～9月 | 55,143 | 2,639 | 3,177 | 48,396 | 27,906 | 6,769 | 16,449 | Q3 |
| 10～12月 | 54,986 | 2,968 | 2,533 | 48,606 | 27,729 | 7,331 | 16,080 | Q4 |
| 11年 1月 | 17,665 | 386 | 824 | 14,868 | 8,657 | 2,421 | 15,696 | Jan. 1999 |
| 2 | 16,650 | 559 | 892 | 13,894 | 7,956 | 2,278 | 15,786 | Feb. |
| 3 | 19,521 | 913 | 988 | 16,954 | 9,585 | 2,590 | 15,783 | Mar. |
| 4 | 18,896 | 893 | 1,026 | 15,500 | 9,089 | 3,304 | 15,805 | Apr. |
| 5 | 17,880 | 770 | 922 | 14,714 | 8,527 | 2,261 | 16,573 | May. |
| 6 | 18,383 | 1,018 | 1,116 | 15,776 | 8,923 | 2,173 | 16,945 | Jun. |
| 7 | 18,284 | 1,051 | 1,042 | 16,238 | 9,332 | 2,187 | 16,855 | Jul. |
| 8 | 17,853 | 889 | 1,066 | 15,323 | 8,919 | 2,555 | 16,678 | Aug. |
| 9 | 19,006 | 699 | 1,069 | 16,835 | 9,655 | 2,027 | 16,449 | Sep. |
| 10 | 18,687 | 905 | 882 | 16,412 | 9,295 | 2,414 | 16,365 | Oct. |
| 11 | 18,371 | 908 | 828 | 16,398 | 9,395 | 2,287 | 16,146 | Nov. |
| 12 | 17,928 | 1,155 | 823 | 15,796 | 9,038 | 2,630 | 16,080 | Dec. |

| フィルム硬質製品（５） Plastic film Hard plastic goods | | | | (単位：t) (Unit:t) | | | | |
|---|---------------------------------|------------------------------|----------------------------------|-------------------|------------------------------------|------------------------------|--------------------------------|-------------------|
| 年 月 | 生産(t) Production Quantity | 受入(t) Receipt Quantity | 消費(t) Consumption Quantity | 出荷 Shipments | | | 在庫(t) Inventory Quantity | Year and Month |
| | | | | 販売 Sales | | その他(t) Others Quantity | | |
| | | | | 数量(t) Quantity | 金額(百万円) Value in Million of Yen | | | |
| 平成 7年 | 236,836 | 71,171 | 6,143 | 278,910 | 138,566 | 23,386 | 31,853 | C. Y. 1995 |
| 8年 | 298,783 | 83,075 | 8,349 | 348,474 | 155,595 | 17,663 | 36,252 | C. Y. 1996 |
| 9年 | 331,083 | 106,882 | 11,591 | 401,806 | 169,444 | 15,727 | 42,020 | C. Y. 1997 |
| 10年 | 334,372 | 109,832 | 18,348 | 403,487 | 170,537 | 15,494 | 43,898 | C. Y. 1998 |
| 11年 | 347,449 | 119,687 | 23,152 | 425,245 | 172,933 | 16,488 | 44,336 | C. Y. 1999 |
| 平成 9年度 | 334,615 | 108,494 | 13,012 | 403,915 | 170,931 | 15,516 | 44,285 | F. Y. 1997 |
| 10年度 | 332,135 | 109,501 | 18,689 | 405,091 | 170,123 | 14,941 | 41,899 | F. Y. 1998 |
| 11年 1～3月 | 79,365 | 25,213 | 4,070 | 97,790 | 40,796 | 3,501 | 41,899 | Q1 1999 |
| 4～6月 | 86,902 | 30,802 | 4,966 | 107,492 | 43,487 | 3,657 | 43,410 | Q2 |
| 7～9月 | 88,345 | 30,517 | 6,705 | 108,881 | 44,459 | 4,293 | 42,205 | Q3 |
| 10～12月 | 92,837 | 33,155 | 7,411 | 111,082 | 44,191 | 5,037 | 44,336 | Q4 |
| 11年 1月 | 24,115 | 7,939 | 1,177 | 30,014 | 12,613 | 1,197 | 43,280 | Jan. 1999 |
| 2 | 26,537 | 8,344 | 1,217 | 31,742 | 13,324 | 1,088 | 43,667 | Feb. |
| 3 | 28,713 | 8,930 | 1,676 | 36,034 | 14,859 | 1,216 | 41,899 | Mar. |
| 4 | 29,761 | 10,543 | 1,539 | 36,603 | 14,746 | 1,223 | 42,639 | Apr. |
| 5 | 27,136 | 9,486 | 1,552 | 34,332 | 13,914 | 1,084 | 42,223 | May. |
| 6 | 30,005 | 10,773 | 1,875 | 36,557 | 14,827 | 1,350 | 43,410 | Jun. |
| 7 | 30,302 | 10,894 | 2,200 | 37,514 | 15,396 | 1,184 | 43,711 | Jul. |
| 8 | 28,020 | 9,826 | 2,198 | 35,180 | 14,310 | 1,580 | 42,487 | Aug. |
| 9 | 30,023 | 9,797 | 2,307 | 36,187 | 14,753 | 1,529 | 42,205 | Sep. |
| 10 | 30,495 | 11,204 | 2,537 | 35,846 | 14,396 | 1,327 | 44,120 | Oct. |
| 11 | 31,753 | 10,792 | 2,522 | 36,691 | 14,515 | 1,739 | 45,617 | Nov. |
| 12 | 30,589 | 11,159 | 2,352 | 38,545 | 15,280 | 1,971 | 44,336 | Dec. |

2. 品目別生産・出荷・在庫統計

2. Production, Shipments and Producer's Inventory (by commodities)

シート(6) Plastic sheets

(単位:t) (Unit:t)

| 年 月 | 生産(t) Production Quantity | 受入(t) Receipt Quantity | 消費(t) Consumption Quantity | 出荷 Shipments | | | 在庫(t) Inventory Quantity | Year and Month |
|----------|---------------------------------|------------------------------|----------------------------------|-------------------|------------------------------------|------------------------------|--------------------------------|-------------------|
| | | | | 販売 Sales | | その他(t) Others Quantity | | |
| | | | | 数量(t) Quantity | 金額(百万円) Value in Million of Yen | | | |
| 平成 7年 | 347,348 | 22,091 | 26,458 | 332,137 | 140,022 | 5,699 | 30,702 | C. Y. 1995 |
| 8年 | 334,193 | 16,380 | 26,895 | 314,868 | 127,935 | 7,276 | 28,511 | C. Y. 1996 |
| 9年 | 346,223 | 16,888 | 28,077 | 322,070 | 135,569 | 10,293 | 29,981 | C. Y. 1997 |
| 10年 | 324,549 | 16,720 | 27,524 | 303,086 | 123,080 | 9,267 | 27,893 | C. Y. 1998 |
| 11年 | 336,414 | 18,403 | 28,745 | 313,486 | 126,653 | 10,372 | 27,637 | C. Y. 1999 |
| 平成 9年度 | 343,239 | 17,012 | 27,634 | 318,252 | 133,858 | 9,914 | 29,758 | F. Y. 1997 |
| 10年度 | 321,848 | 16,159 | 27,725 | 301,640 | 122,133 | 9,607 | 26,849 | F. Y. 1998 |
| 11年 1~3月 | 77,749 | 3,813 | 6,441 | 73,341 | 29,860 | 2,341 | 26,849 | Q1 1999 |
| 4~6月 | 84,987 | 5,020 | 7,414 | 79,549 | 31,872 | 2,501 | 26,748 | Q2 |
| 7~9月 | 85,969 | 4,819 | 7,356 | 79,330 | 32,366 | 2,638 | 27,615 | Q3 |
| 10~12月 | 87,709 | 4,751 | 7,534 | 81,266 | 32,555 | 2,892 | 27,637 | Q4 |
| 11年 1月 | 25,319 | 1,209 | 2,097 | 23,571 | 9,612 | 719 | 28,112 | Jan. 1999 |
| 2 | 24,830 | 1,258 | 1,978 | 23,077 | 9,451 | 888 | 28,074 | Feb. |
| 3 | 27,600 | 1,346 | 2,366 | 26,693 | 10,797 | 734 | 26,849 | Mar. |
| 4 | 28,249 | 1,530 | 2,560 | 27,595 | 11,047 | 886 | 25,187 | Apr. |
| 5 | 28,132 | 1,746 | 2,462 | 25,635 | 10,201 | 809 | 26,217 | May. |
| 6 | 28,606 | 1,744 | 2,392 | 26,319 | 10,624 | 806 | 26,748 | Jun. |
| 7 | 30,022 | 1,710 | 2,383 | 27,743 | 11,263 | 1,047 | 27,106 | Jul. |
| 8 | 27,562 | 1,612 | 2,346 | 25,578 | 10,497 | 799 | 27,402 | Aug. |
| 9 | 28,385 | 1,497 | 2,627 | 26,009 | 10,605 | 792 | 27,615 | Sep. |
| 10 | 29,277 | 1,622 | 2,548 | 26,930 | 10,792 | 1,098 | 27,711 | Oct. |
| 11 | 29,446 | 1,486 | 2,525 | 27,519 | 11,131 | 904 | 27,461 | Nov. |
| 12 | 28,986 | 1,643 | 2,461 | 26,817 | 10,632 | 890 | 27,637 | Dec. |

板(計)(7~8) Plastic plates (Total)

(単位:t) (Unit:t)

| 年 月 | 生産(t) Production Quantity | 受入(t) Receipt Quantity | 消費(t) Consumption Quantity | 出荷 Shipments | | | 在庫(t) Inventory Quantity | Year and Month |
|----------|---------------------------------|------------------------------|----------------------------------|-------------------|------------------------------------|------------------------------|--------------------------------|-------------------|
| | | | | 販売 Sales | | その他(t) Others Quantity | | |
| | | | | 数量(t) Quantity | 金額(百万円) Value in Million of Yen | | | |
| 平成 7年 | 155,716 | 14,063 | 595 | 164,576 | 77,507 | 5,158 | 12,342 | C. Y. 1995 |
| 8年 | 170,238 | 15,113 | 1,855 | 173,662 | 79,567 | 6,369 | 15,273 | C. Y. 1996 |
| 9年 | 169,352 | 13,332 | 1,158 | 173,932 | 81,403 | 4,970 | 16,817 | C. Y. 1997 |
| 10年 | 153,289 | 10,718 | 573 | 160,368 | 74,094 | 4,123 | 15,370 | C. Y. 1998 |
| 11年 | 151,842 | 16,521 | 606 | 162,219 | 73,923 | 6,466 | 13,932 | C. Y. 1999 |
| 平成 9年度 | 164,658 | 12,810 | 1,035 | 170,345 | 79,639 | 4,696 | 15,084 | F. Y. 1997 |
| 10年度 | 152,840 | 11,010 | 503 | 158,709 | 73,295 | 4,123 | 15,308 | F. Y. 1998 |
| 11年 1~3月 | 36,463 | 3,110 | 138 | 38,475 | 18,106 | 940 | 15,308 | Q1 1999 |
| 4~6月 | 37,657 | 3,812 | 162 | 39,529 | 18,113 | 1,446 | 15,526 | Q2 |
| 7~9月 | 36,592 | 3,665 | 161 | 40,300 | 18,207 | 2,534 | 12,647 | Q3 |
| 10~12月 | 41,130 | 5,934 | 145 | 43,915 | 19,498 | 1,546 | 13,932 | Q4 |
| 11年 1月 | 11,691 | 933 | 43 | 12,089 | 5,741 | 296 | 15,584 | Jan. 1999 |
| 2 | 11,347 | 1,077 | 52 | 11,837 | 5,628 | 310 | 15,762 | Feb. |
| 3 | 13,425 | 1,100 | 43 | 14,549 | 6,737 | 334 | 15,308 | Mar. |
| 4 | 12,245 | 1,208 | 53 | 13,025 | 5,914 | 369 | 15,277 | Apr. |
| 5 | 12,129 | 1,123 | 56 | 12,791 | 5,980 | 507 | 15,131 | May. |
| 6 | 13,283 | 1,481 | 53 | 13,713 | 6,218 | 570 | 15,526 | Jun. |
| 7 | 12,819 | 1,253 | 59 | 13,287 | 6,103 | 525 | 15,736 | Jul. |
| 8 | 11,219 | 1,062 | 52 | 11,902 | 5,483 | 1,529 | 14,490 | Aug. |
| 9 | 12,554 | 1,350 | 50 | 15,111 | 6,621 | 480 | 12,647 | Sep. |
| 10 | 14,324 | 2,512 | 28 | 14,948 | 6,632 | 426 | 14,042 | Oct. |
| 11 | 13,704 | 1,756 | 55 | 15,172 | 6,658 | 525 | 13,709 | Nov. |
| 12 | 13,102 | 1,666 | 62 | 13,795 | 6,208 | 595 | 13,932 | Dec. |

2. 品目別生産・出荷・在庫統計

2. Production, Shipments and Producer's Inventory (by commodities)

| 板 (平板) (7) Plastic plates (Plastic flat plates) | | | | (単位: t) (Unit:t) | | | | |
|---|---------------------------------|------------------------------|----------------------------------|-------------------|------------------------------------|------------------------------|--------------------------------|-------------------|
| 年 月 | 生産(t) Production Quantity | 受入(t) Receipt Quantity | 消費(t) Consumption Quantity | 出荷 Shipments | | | 在庫(t) Inventory Quantity | Year and Month |
| | | | | 販売 Sales | | その他(t) Others Quantity | | |
| | | | | 数量(t) Quantity | 金額(百万円) Value in Million of Yen | | | |
| 平成 7年 | 112,001 | 10,713 | 595 | 120,115 | 60,995 | 2,207 | 8,226 | C. Y. 1995 |
| 8年 | 123,326 | 11,161 | 1,855 | 126,296 | 61,118 | 2,530 | 11,176 | C. Y. 1996 |
| 9年 | 125,595 | 9,684 | 1,158 | 130,813 | 64,043 | 1,161 | 12,069 | C. Y. 1997 |
| 10年 | 107,617 | 7,439 | 573 | 113,335 | 54,922 | 1,043 | 11,394 | C. Y. 1998 |
| 11年 | 109,589 | 10,294 | 606 | 116,125 | 55,722 | 3,753 | 10,241 | C. Y. 1999 |
| 平成 9年度 | 122,690 | 9,436 | 1,035 | 127,655 | 62,309 | 1,080 | 11,454 | F. Y. 1997 |
| 10年度 | 106,725 | 7,545 | 503 | 112,359 | 54,596 | 1,178 | 10,940 | F. Y. 1998 |
| 11年 1~3月 | 27,389 | 2,239 | 138 | 29,371 | 14,544 | 335 | 10,940 | Q1 1999 |
| 4~6月 | 27,387 | 2,225 | 162 | 28,407 | 13,589 | 704 | 11,116 | Q2 |
| 7~9月 | 26,742 | 1,973 | 161 | 28,395 | 13,568 | 1,831 | 9,357 | Q3 |
| 10~12月 | 28,071 | 3,857 | 145 | 29,952 | 14,020 | 883 | 10,241 | Q4 |
| 11年 1月 | 8,602 | 707 | 43 | 9,182 | 4,574 | 93 | 11,287 | Jan. 1999 |
| 2 | 8,689 | 645 | 52 | 9,209 | 4,606 | 156 | 11,136 | Feb. |
| 3 | 10,098 | 887 | 43 | 10,980 | 5,365 | 86 | 10,940 | Mar. |
| 4 | 9,027 | 678 | 53 | 9,412 | 4,469 | 136 | 10,992 | Apr. |
| 5 | 8,701 | 654 | 56 | 8,991 | 4,415 | 239 | 10,999 | May. |
| 6 | 9,659 | 893 | 53 | 10,004 | 4,705 | 329 | 11,116 | Jun. |
| 7 | 9,344 | 757 | 59 | 9,682 | 4,649 | 303 | 11,165 | Jul. |
| 8 | 8,481 | 548 | 52 | 9,007 | 4,334 | 1,328 | 9,798 | Aug. |
| 9 | 8,917 | 668 | 50 | 9,706 | 4,585 | 200 | 9,357 | Sep. |
| 10 | 9,261 | 1,882 | 28 | 9,718 | 4,581 | 235 | 10,517 | Oct. |
| 11 | 9,628 | 1,038 | 55 | 10,491 | 4,852 | 269 | 10,362 | Nov. |
| 12 | 9,182 | 937 | 62 | 9,743 | 4,587 | 379 | 10,241 | Dec. |

| 板 (波板) (8) Plastic plates (Plastic wave plates) | | | | (単位: t) (Unit:t) | | | | |
|---|---------------------------------|------------------------------|----------------------------------|-------------------|------------------------------------|------------------------------|--------------------------------|-------------------|
| 年 月 | 生産(t) Production Quantity | 受入(t) Receipt Quantity | 消費(t) Consumption Quantity | 出荷 Shipments | | | 在庫(t) Inventory Quantity | Year and Month |
| | | | | 販売 Sales | | その他(t) Others Quantity | | |
| | | | | 数量(t) Quantity | 金額(百万円) Value in Million of Yen | | | |
| 平成 7年 | 43,715 | 3,350 | - | 44,461 | 16,512 | 2,951 | 4,116 | C. Y. 1995 |
| 8年 | 46,912 | 3,952 | - | 47,366 | 18,449 | 3,839 | 4,097 | C. Y. 1996 |
| 9年 | 43,757 | 3,648 | - | 43,119 | 17,360 | 3,809 | 4,748 | C. Y. 1997 |
| 10年 | 45,672 | 3,279 | - | 47,033 | 19,171 | 3,080 | 3,976 | C. Y. 1998 |
| 11年 | 42,253 | 6,227 | - | 46,094 | 18,201 | 2,713 | 3,691 | C. Y. 1999 |
| 平成 9年度 | 41,968 | 3,374 | - | 42,690 | 17,330 | 3,616 | 3,630 | F. Y. 1997 |
| 10年度 | 46,115 | 3,465 | - | 46,350 | 18,700 | 2,945 | 4,368 | F. Y. 1998 |
| 11年 1~3月 | 9,074 | 871 | - | 9,104 | 3,562 | 605 | 4,368 | Q1 1999 |
| 4~6月 | 10,270 | 1,587 | - | 11,122 | 4,523 | 742 | 4,410 | Q2 |
| 7~9月 | 9,850 | 1,692 | - | 11,905 | 4,639 | 703 | 3,290 | Q3 |
| 10~12月 | 13,059 | 2,077 | - | 13,963 | 5,478 | 663 | 3,691 | Q4 |
| 11年 1月 | 3,089 | 226 | - | 2,907 | 1,168 | 203 | 4,297 | Jan. 1999 |
| 2 | 2,658 | 432 | - | 2,628 | 1,022 | 154 | 4,626 | Feb. |
| 3 | 3,327 | 213 | - | 3,569 | 1,372 | 248 | 4,368 | Mar. |
| 4 | 3,218 | 530 | - | 3,613 | 1,445 | 233 | 4,285 | Apr. |
| 5 | 3,428 | 469 | - | 3,800 | 1,565 | 268 | 4,132 | May. |
| 6 | 3,624 | 588 | - | 3,709 | 1,513 | 241 | 4,410 | Jun. |
| 7 | 3,475 | 496 | - | 3,605 | 1,453 | 222 | 4,571 | Jul. |
| 8 | 2,738 | 514 | - | 2,895 | 1,149 | 201 | 4,692 | Aug. |
| 9 | 3,637 | 682 | - | 5,405 | 2,036 | 280 | 3,290 | Sep. |
| 10 | 5,063 | 630 | - | 5,230 | 2,051 | 191 | 3,525 | Oct. |
| 11 | 4,076 | 718 | - | 4,681 | 1,806 | 256 | 3,347 | Nov. |
| 12 | 3,920 | 729 | - | 4,052 | 1,621 | 216 | 3,691 | Dec. |

2. 品目別生産・出荷・在庫統計

2. Production, Shipments and Producer's Inventory (by commodities)

| 合成皮革 (9) Plastic synthetic leathers(supported sheets) | | (単位：t) (Unit:t) | | | | | | |
|---|---------------------------------|------------------------------|----------------------------------|-------------------|------------------------------------|------------------------------|--------------------------------|-------------------|
| 年 月 | 生産(t) Production Quantity | 受入(t) Receipt Quantity | 消費(t) Consumption Quantity | 出荷 Shipments | | | 在庫(t) Inventory Quantity | Year and Month |
| | | | | 販売 Sales | | その他(t) Others Quantity | | |
| | | | | 数量(t) Quantity | 金額(百万円) Value in Million of Yen | | | |
| 平成 7年 | 99,625 | 2,829 | - | 96,941 | 95,962 | 4,988 | 5,829 | C. Y. 1995 |
| 8年 | 94,328 | 2,668 | - | 91,430 | 95,674 | 5,136 | 5,498 | C. Y. 1996 |
| 9年 | 89,169 | 2,523 | - | 85,069 | 91,017 | 5,527 | 6,603 | C. Y. 1997 |
| 10年 | 78,004 | 1,926 | - | 75,744 | 83,519 | 4,033 | 7,052 | C. Y. 1998 |
| 11年 | 78,422 | 1,759 | - | 75,259 | 84,563 | 4,346 | 7,425 | C. Y. 1999 |
| 平成 9年度 | 86,843 | 2,386 | - | 82,778 | 90,119 | 5,209 | 6,911 | F. Y. 1997 |
| 10年度 | 76,597 | 1,855 | - | 74,752 | 82,015 | 4,052 | 6,832 | F. Y. 1998 |
| 11年 1~3月 | 19,542 | 552 | - | 19,132 | 20,833 | 1,159 | 6,832 | Q1 1999 |
| 4~6月 | 19,497 | 352 | - | 17,962 | 19,599 | 1,059 | 7,522 | Q2 |
| 7~9月 | 19,935 | 571 | - | 19,802 | 23,648 | 1,036 | 7,155 | Q3 |
| 10~12月 | 19,448 | 284 | - | 18,363 | 20,483 | 1,092 | 7,425 | Q4 |
| 11年 1月 | 6,311 | 129 | - | 5,851 | 6,119 | 344 | 7,289 | Jan. 1999 |
| 2 | 6,221 | 166 | - | 6,164 | 6,473 | 393 | 7,107 | Feb. |
| 3 | 7,010 | 257 | - | 7,117 | 8,241 | 422 | 6,832 | Mar. |
| 4 | 6,266 | 92 | - | 5,870 | 6,228 | 331 | 6,973 | Apr. |
| 5 | 6,454 | 114 | - | 5,910 | 6,419 | 320 | 7,295 | May. |
| 6 | 6,777 | 146 | - | 6,182 | 6,952 | 408 | 7,522 | Jun. |
| 7 | 6,855 | 152 | - | 6,558 | 7,541 | 396 | 7,564 | Jul. |
| 8 | 5,859 | 143 | - | 5,873 | 6,868 | 327 | 7,357 | Aug. |
| 9 | 7,221 | 276 | - | 7,371 | 9,239 | 313 | 7,155 | Sep. |
| 10 | 6,480 | 72 | - | 6,154 | 7,355 | 320 | 7,224 | Oct. |
| 11 | 6,660 | 98 | - | 6,175 | 6,720 | 431 | 7,392 | Nov. |
| 12 | 6,308 | 114 | - | 6,034 | 6,408 | 341 | 7,425 | Dec. |
| パイプ (10) Plastic pipes | | (単位：t) (Unit:t) | | | | | | |
| 年 月 | 生産(t) Production Quantity | 受入(t) Receipt Quantity | 消費(t) Consumption Quantity | 出荷 Shipments | | | 在庫(t) Inventory Quantity | Year and Month |
| | | | | 販売 Sales | | その他(t) Others Quantity | | |
| | | | | 数量(t) Quantity | 金額(百万円) Value in Million of Yen | | | |
| 平成 7年 | 579,222 | 36,466 | 3,984 | 551,278 | 143,490 | 55,290 | 46,709 | C. Y. 1995 |
| 8年 | 701,357 | 42,651 | 3,925 | 683,068 | 169,541 | 54,332 | 51,757 | C. Y. 1996 |
| 9年 | 701,279 | 43,679 | 3,546 | 688,537 | 170,462 | 49,581 | 55,796 | C. Y. 1997 |
| 10年 | 657,645 | 44,772 | 3,457 | 650,138 | 158,509 | 46,606 | 57,365 | C. Y. 1998 |
| 11年 | 686,940 | 46,295 | 3,206 | 687,992 | 165,370 | 44,445 | 55,415 | C. Y. 1999 |
| 平成 9年度 | 683,110 | 41,902 | 3,853 | 673,398 | 166,494 | 48,060 | 49,462 | F. Y. 1997 |
| 10年度 | 660,854 | 46,652 | 3,479 | 655,318 | 159,024 | 46,333 | 51,726 | F. Y. 1998 |
| 11年 1~3月 | 170,683 | 12,232 | 1,255 | 176,150 | 42,582 | 11,465 | 51,726 | Q1 1999 |
| 4~6月 | 139,896 | 8,962 | 486 | 136,491 | 34,539 | 9,513 | 54,904 | Q2 |
| 7~9月 | 178,083 | 11,771 | 648 | 176,930 | 42,258 | 11,289 | 56,216 | Q3 |
| 10~12月 | 198,278 | 13,330 | 817 | 198,421 | 45,992 | 12,178 | 55,415 | Q4 |
| 11年 1月 | 55,486 | 4,605 | 849 | 59,286 | 14,148 | 3,873 | 53,521 | Jan. 1999 |
| 2 | 57,801 | 3,826 | 270 | 56,869 | 13,857 | 4,045 | 54,021 | Feb. |
| 3 | 57,396 | 3,801 | 136 | 59,995 | 14,577 | 3,547 | 51,726 | Mar. |
| 4 | 40,920 | 2,728 | 184 | 40,350 | 10,382 | 2,702 | 53,166 | Apr. |
| 5 | 45,165 | 2,878 | 132 | 43,824 | 10,813 | 3,471 | 53,591 | May. |
| 6 | 53,811 | 3,356 | 170 | 52,317 | 13,343 | 3,340 | 54,904 | Jun. |
| 7 | 58,707 | 3,849 | 192 | 54,777 | 13,225 | 3,847 | 58,625 | Jul. |
| 8 | 49,605 | 3,845 | 249 | 52,301 | 12,845 | 3,681 | 55,797 | Aug. |
| 9 | 69,771 | 4,077 | 207 | 69,852 | 16,188 | 3,761 | 56,216 | Sep. |
| 10 | 65,605 | 4,076 | 200 | 66,528 | 15,360 | 4,058 | 55,140 | Oct. |
| 11 | 69,236 | 4,541 | 234 | 70,677 | 16,287 | 4,628 | 53,011 | Nov. |
| 12 | 63,437 | 4,713 | 383 | 61,216 | 14,344 | 3,492 | 55,415 | Dec. |

2. 品目別生産・出荷・在庫統計

2. Production, Shipments and Producer's Inventory (by commodities)

| 継手 (11) Plastic pipe fittings | | (単位：t) (Unit:t) | | | | | | | |
|-------------------------------|---------------------------------|------------------------------|----------------------------------|-------------------|------------------------------------|------------------------------|--------------------------------|-------------------|------------|
| 年 月 | 生産(t) Production Quantity | 受入(t) Receipt Quantity | 消費(t) Consumption Quantity | 出荷 Shipments | | | 在庫(t) Inventory Quantity | Year and Month | |
| | | | | 販売 Sales | | その他(t) Others Quantity | | | |
| | | | | 数量(t) Quantity | 金額(百万円) Value in Million of Yen | | | | |
| 平成 | 7年 | 69,727 | 9,079 | 537 | 72,633 | 54,055 | 5,255 | 6,295 | C. Y. 1995 |
| | 8年 | 76,163 | 10,458 | 560 | 79,092 | 60,781 | 6,907 | 6,390 | C. Y. 1996 |
| | 9年 | 78,717 | 12,729 | 672 | 81,018 | 61,898 | 8,429 | 7,772 | C. Y. 1997 |
| | 10年 | 64,519 | 7,967 | 399 | 67,293 | 53,171 | 5,896 | 6,798 | C. Y. 1998 |
| | 11年 | 66,456 | 6,994 | 265 | 66,729 | 52,250 | 7,223 | 6,200 | C. Y. 1999 |
| 平成 | 9年度 | 74,683 | 11,971 | 653 | 77,375 | 59,929 | 8,096 | 7,393 | F. Y. 1997 |
| | 10年度 | 64,719 | 7,314 | 344 | 66,604 | 52,571 | 5,963 | 6,675 | F. Y. 1998 |
| 11年 | 1～3月 | 16,170 | 1,745 | 94 | 16,291 | 13,285 | 1,716 | 6,675 | Q1 1999 |
| | 4～6月 | 15,599 | 1,765 | 38 | 15,587 | 12,027 | 1,662 | 6,875 | Q2 |
| | 7～9月 | 16,158 | 1,534 | 73 | 15,924 | 12,223 | 1,744 | 6,833 | Q3 |
| | 10～12月 | 18,529 | 1,950 | 60 | 18,927 | 14,715 | 2,101 | 6,200 | Q4 |
| 11年 | 1月 | 5,549 | 570 | 16 | 5,511 | 4,737 | 570 | 6,855 | Jan. 1999 |
| | 2 | 5,120 | 573 | 51 | 5,165 | 4,142 | 603 | 6,741 | Feb. |
| | 3 | 5,501 | 602 | 27 | 5,615 | 4,406 | 543 | 6,675 | Mar. |
| | 4 | 5,553 | 637 | 22 | 5,642 | 4,412 | 635 | 6,548 | Apr. |
| | 5 | 4,997 | 496 | 6 | 4,984 | 3,767 | 506 | 6,670 | May. |
| | 6 | 5,049 | 632 | 10 | 4,961 | 3,849 | 521 | 6,875 | Jun. |
| | 7 | 5,571 | 537 | 15 | 5,284 | 4,063 | 665 | 6,990 | Jul. |
| | 8 | 5,186 | 457 | 26 | 5,328 | 4,045 | 499 | 6,797 | Aug. |
| | 9 | 5,401 | 540 | 32 | 5,312 | 4,115 | 580 | 6,833 | Sep. |
| | 10 | 6,094 | 702 | 31 | 6,420 | 4,812 | 713 | 6,478 | Oct. |
| | 11 | 6,142 | 639 | 13 | 6,199 | 4,745 | 597 | 6,404 | Nov. |
| | 12 | 6,293 | 609 | 16 | 6,308 | 5,157 | 791 | 6,200 | Dec. |

| 機械器具部品(照明用品を含む。)(計)(12～14) Plastic products for machine tools and equipment parts (Total) (単位：t) (Unit:t) | | (単位：t) (Unit:t) | | | | | | | |
|---|---------------------------------|------------------------------|----------------------------------|-------------------|------------------------------------|------------------------------|--------------------------------|-------------------|------------|
| 年 月 | 生産(t) Production Quantity | 受入(t) Receipt Quantity | 消費(t) Consumption Quantity | 出荷 Shipments | | | 在庫(t) Inventory Quantity | Year and Month | |
| | | | | 販売 Sales | | その他(t) Others Quantity | | | |
| | | | | 数量(t) Quantity | 金額(百万円) Value in Million of Yen | | | | |
| 平成 | 7年 | 773,125 | 154,998 | 62,827 | 837,228 | 1,199,250 | 19,489 | 18,871 | C. Y. 1995 |
| | 8年 | 828,886 | 163,737 | 71,548 | 895,565 | 1,257,548 | 19,342 | 21,570 | C. Y. 1996 |
| | 9年 | 859,454 | 173,928 | 73,134 | 939,069 | 1,359,857 | 17,160 | 20,765 | C. Y. 1997 |
| | 10年 | 798,420 | 158,025 | 68,354 | 868,666 | 1,277,903 | 14,754 | 20,724 | C. Y. 1998 |
| | 11年 | 779,780 | 158,421 | 63,150 | 857,108 | 1,263,142 | 11,650 | 20,988 | C. Y. 1999 |
| 平成 | 9年度 | 839,716 | 172,168 | 72,426 | 917,647 | 1,345,831 | 17,176 | 21,251 | F. Y. 1997 |
| | 10年度 | 794,929 | 154,408 | 66,292 | 865,628 | 1,265,622 | 13,796 | 19,828 | F. Y. 1998 |
| 11年 | 1～3月 | 197,510 | 38,068 | 15,667 | 216,203 | 314,634 | 3,212 | 19,828 | Q1 1999 |
| | 4～6月 | 191,974 | 38,907 | 15,520 | 210,998 | 310,575 | 2,866 | 20,134 | Q2 |
| | 7～9月 | 191,980 | 39,779 | 15,520 | 210,958 | 312,343 | 2,772 | 20,773 | Q3 |
| | 10～12月 | 198,316 | 41,667 | 16,443 | 218,949 | 325,590 | 2,800 | 20,988 | Q4 |
| 11年 | 1月 | 61,056 | 11,900 | 4,852 | 67,076 | 97,220 | 1,061 | 20,041 | Jan. 1999 |
| | 2 | 64,747 | 12,524 | 5,263 | 70,687 | 103,704 | 1,092 | 20,087 | Feb. |
| | 3 | 71,707 | 13,644 | 5,552 | 78,440 | 113,710 | 1,059 | 19,828 | Mar. |
| | 4 | 66,305 | 13,107 | 5,461 | 72,405 | 105,747 | 952 | 19,880 | Apr. |
| | 5 | 60,668 | 12,758 | 4,950 | 66,896 | 98,889 | 918 | 20,322 | May. |
| | 6 | 65,001 | 13,042 | 5,109 | 71,697 | 105,939 | 996 | 20,134 | Jun. |
| | 7 | 67,596 | 14,098 | 5,464 | 74,134 | 109,993 | 931 | 20,831 | Jul. |
| | 8 | 59,169 | 12,179 | 5,004 | 64,940 | 95,628 | 881 | 20,572 | Aug. |
| | 9 | 65,215 | 13,502 | 5,052 | 71,884 | 106,722 | 960 | 20,773 | Sep. |
| | 10 | 65,801 | 14,090 | 5,586 | 73,078 | 109,310 | 900 | 20,485 | Oct. |
| | 11 | 67,765 | 13,997 | 5,468 | 74,458 | 110,123 | 919 | 20,912 | Nov. |
| | 12 | 64,750 | 13,580 | 5,389 | 71,413 | 106,157 | 981 | 20,988 | Dec. |

2. 品目別生産・出荷・在庫統計

2. Production, Shipments and Producer's Inventory (by commodities)

| 輸送機械用部品 (12) Plastic transport equipment parts | | | | (単位: t) (Unit:t) | | | 在庫(t) Inventory Quantity | Year and Month | |
|---|---------------------------------|------------------------------|----------------------------------|-------------------|------------------------------------|------------------------------|--------------------------------|-------------------|------------|
| 年 月 | 生産(t) Production Quantity | 受入(t) Receipt Quantity | 消費(t) Consumption Quantity | 出荷 Shipments | | | | | |
| | | | | 販売 Sales | | その他(t) Others Quantity | | | |
| | | | | 数量(t) Quantity | 金額(百万円) Value in Million of Yen | | | | |
| 平成 | 7年 | 338,634 | 46,526 | 31,439 | 347,734 | 551,591 | 3,885 | 5,847 | C. Y. 1995 |
| | 8年 | 361,695 | 50,807 | 31,396 | 372,862 | 574,127 | 5,636 | 6,570 | C. Y. 1996 |
| | 9年 | 388,001 | 61,054 | 33,544 | 406,858 | 645,155 | 6,450 | 6,737 | C. Y. 1997 |
| | 10年 | 348,513 | 57,034 | 31,589 | 369,019 | 602,251 | 4,496 | 6,630 | C. Y. 1998 |
| | 11年 | 356,749 | 61,297 | 32,808 | 380,660 | 601,313 | 3,214 | 6,728 | C. Y. 1999 |
| 平成 | 9年度 | 377,561 | 60,185 | 32,876 | 397,025 | 636,053 | 6,287 | 6,671 | F. Y. 1997 |
| | 10年度 | 347,382 | 57,103 | 31,542 | 368,105 | 597,247 | 4,126 | 6,590 | F. Y. 1998 |
| 11年 | 1～3月 | 89,900 | 14,748 | 7,959 | 95,329 | 152,196 | 1,041 | 6,590 | Q1 1999 |
| | 4～6月 | 83,812 | 14,357 | 7,787 | 89,532 | 142,873 | 721 | 6,513 | Q2 |
| | 7～9月 | 89,821 | 15,538 | 8,175 | 95,867 | 149,517 | 699 | 6,779 | Q3 |
| | 10～12月 | 93,216 | 16,654 | 8,887 | 99,932 | 156,727 | 753 | 6,728 | Q4 |
| 11年 | 1月 | 27,541 | 4,707 | 2,475 | 29,304 | 46,862 | 316 | 6,624 | Jan. 1999 |
| | 2 | 29,704 | 4,755 | 2,648 | 31,393 | 49,855 | 371 | 6,668 | Feb. |
| | 3 | 32,655 | 5,286 | 2,836 | 34,632 | 55,480 | 354 | 6,590 | Mar. |
| | 4 | 28,431 | 4,951 | 2,863 | 30,355 | 49,683 | 251 | 6,459 | Apr. |
| | 5 | 26,097 | 4,650 | 2,385 | 28,061 | 44,885 | 222 | 6,465 | May. |
| | 6 | 29,284 | 4,756 | 2,539 | 31,116 | 48,305 | 248 | 6,513 | Jun. |
| | 7 | 31,630 | 5,424 | 2,875 | 33,714 | 52,434 | 243 | 6,624 | Jul. |
| | 8 | 26,992 | 4,754 | 2,663 | 28,734 | 45,235 | 205 | 6,620 | Aug. |
| | 9 | 31,199 | 5,360 | 2,637 | 33,419 | 51,847 | 251 | 6,779 | Sep. |
| | 10 | 31,419 | 5,684 | 3,028 | 33,814 | 53,146 | 254 | 6,674 | Oct. |
| | 11 | 31,944 | 5,622 | 2,973 | 34,220 | 53,156 | 243 | 6,703 | Nov. |
| | 12 | 29,853 | 5,348 | 2,886 | 31,898 | 50,425 | 256 | 6,728 | Dec. |
| 電気通信用部品 (13) Electronic communication equipment parts | | | | (単位: t) (Unit:t) | | | 在庫(t) Inventory Quantity | Year and Month | |
| 年 月 | 生産(t) Production Quantity | 受入(t) Receipt Quantity | 消費(t) Consumption Quantity | 出荷 Shipments | | | | | |
| | | | | 販売 Sales | | その他(t) Others Quantity | | | |
| | | | | 数量(t) Quantity | 金額(百万円) Value in Million of Yen | | | | |
| 平成 | 7年 | 267,539 | 72,430 | 24,742 | 298,696 | 376,853 | 12,179 | 6,252 | C. Y. 1995 |
| | 8年 | 289,364 | 67,568 | 27,259 | 320,350 | 405,352 | 8,242 | 7,646 | C. Y. 1996 |
| | 9年 | 313,399 | 69,829 | 24,470 | 352,172 | 451,635 | 4,648 | 7,322 | C. Y. 1997 |
| | 10年 | 309,136 | 61,118 | 22,384 | 340,090 | 435,716 | 4,258 | 7,927 | C. Y. 1998 |
| | 11年 | 287,657 | 57,446 | 16,267 | 323,048 | 434,206 | 2,605 | 8,122 | C. Y. 1999 |
| 平成 | 9年度 | 311,216 | 69,664 | 24,502 | 348,705 | 451,433 | 4,833 | 7,591 | F. Y. 1997 |
| | 10年度 | 308,703 | 57,997 | 20,664 | 339,422 | 433,286 | 3,775 | 7,542 | F. Y. 1998 |
| 11年 | 1～3月 | 73,513 | 13,788 | 4,362 | 81,753 | 106,203 | 770 | 7,542 | Q1 1999 |
| | 4～6月 | 72,997 | 14,171 | 4,183 | 81,941 | 108,807 | 652 | 7,123 | Q2 |
| | 7～9月 | 69,382 | 14,484 | 3,763 | 77,981 | 107,215 | 604 | 7,812 | Q3 |
| | 10～12月 | 71,765 | 15,003 | 3,959 | 81,373 | 111,982 | 579 | 8,122 | Q4 |
| 11年 | 1月 | 22,815 | 4,109 | 1,287 | 25,546 | 33,014 | 258 | 7,283 | Jan. 1999 |
| | 2 | 24,249 | 4,689 | 1,509 | 26,762 | 35,328 | 261 | 7,606 | Feb. |
| | 3 | 26,449 | 4,990 | 1,566 | 29,445 | 37,861 | 251 | 7,542 | Mar. |
| | 4 | 25,486 | 4,848 | 1,459 | 28,351 | 36,246 | 242 | 7,462 | Apr. |
| | 5 | 23,030 | 4,742 | 1,366 | 26,068 | 35,041 | 193 | 7,468 | May. |
| | 6 | 24,481 | 4,581 | 1,358 | 27,522 | 37,520 | 217 | 7,123 | Jun. |
| | 7 | 24,792 | 5,303 | 1,386 | 27,582 | 38,009 | 203 | 7,779 | Jul. |
| | 8 | 21,705 | 4,349 | 1,159 | 24,465 | 33,214 | 206 | 7,717 | Aug. |
| | 9 | 22,885 | 4,832 | 1,218 | 25,934 | 35,991 | 195 | 7,812 | Sep. |
| | 10 | 23,312 | 5,000 | 1,328 | 26,767 | 36,730 | 169 | 7,645 | Oct. |
| | 11 | 24,467 | 5,042 | 1,317 | 27,455 | 37,951 | 170 | 8,052 | Nov. |
| | 12 | 23,986 | 4,961 | 1,314 | 27,151 | 37,301 | 240 | 8,122 | Dec. |

2. 品目別生産・出荷・在庫統計

2. Production, Shipments and Producer's Inventory (by commodities)

| その他の部品 (14) Other plastic products for machine tools and parts | | | | (単位: t) (Unit:t) | | | | |
|--|---------------------------------|------------------------------|----------------------------------|-------------------|------------------------------------|------------------------------|--------------------------------|-------------------|
| 年 月 | 生産(t) Production Quantity | 受入(t) Receipt Quantity | 消費(t) Consumption Quantity | 出荷 Shipments | | | 在庫(t) Inventory Quantity | Year and Month |
| | | | | 販売 Sales | | その他(t) Others Quantity | | |
| | | | | 数量(t) Quantity | 金額(百万円) Value in Million of Yen | | | |
| 平成 7年 | 166,952 | 36,042 | 6,646 | 190,798 | 270,807 | 3,425 | 6,772 | C. Y. 1995 |
| 8年 | 177,827 | 45,362 | 12,893 | 202,353 | 278,069 | 5,464 | 7,354 | C. Y. 1996 |
| 9年 | 158,054 | 43,045 | 15,120 | 180,039 | 263,066 | 6,062 | 6,706 | C. Y. 1997 |
| 10年 | 140,771 | 39,873 | 14,381 | 159,557 | 239,937 | 6,000 | 6,167 | C. Y. 1998 |
| 11年 | 135,374 | 39,678 | 14,075 | 153,400 | 227,623 | 5,831 | 6,138 | C. Y. 1999 |
| 平成 9年度 | 150,939 | 42,319 | 15,048 | 171,917 | 258,345 | 6,056 | 6,989 | F. Y. 1997 |
| 10年度 | 138,844 | 39,308 | 14,086 | 158,101 | 235,089 | 5,895 | 5,696 | F. Y. 1998 |
| 11年 1~3月 | 34,097 | 9,532 | 3,346 | 39,121 | 56,235 | 1,401 | 5,696 | Q1 1999 |
| 4~6月 | 35,165 | 10,379 | 3,550 | 39,525 | 58,895 | 1,493 | 6,498 | Q2 |
| 7~9月 | 32,777 | 9,757 | 3,582 | 37,110 | 55,612 | 1,469 | 6,182 | Q3 |
| 10~12月 | 33,335 | 10,010 | 3,597 | 37,644 | 56,881 | 1,468 | 6,138 | Q4 |
| 11年 1月 | 10,700 | 3,084 | 1,090 | 12,226 | 17,344 | 487 | 6,134 | Jan. 1999 |
| 2 | 10,794 | 3,080 | 1,106 | 12,532 | 18,522 | 460 | 5,813 | Feb. |
| 3 | 12,603 | 3,368 | 1,150 | 14,363 | 20,369 | 454 | 5,696 | Mar. |
| 4 | 12,388 | 3,308 | 1,139 | 13,699 | 19,818 | 459 | 5,959 | Apr. |
| 5 | 11,541 | 3,366 | 1,199 | 12,767 | 18,964 | 503 | 6,389 | May. |
| 6 | 11,236 | 3,705 | 1,212 | 13,059 | 20,114 | 531 | 6,498 | Jun. |
| 7 | 11,174 | 3,371 | 1,203 | 12,838 | 19,549 | 485 | 6,428 | Jul. |
| 8 | 10,472 | 3,076 | 1,182 | 11,741 | 17,179 | 470 | 6,235 | Aug. |
| 9 | 11,131 | 3,310 | 1,197 | 12,531 | 18,884 | 514 | 6,182 | Sep. |
| 10 | 11,070 | 3,406 | 1,230 | 12,497 | 19,434 | 477 | 6,166 | Oct. |
| 11 | 11,354 | 3,333 | 1,178 | 12,783 | 19,016 | 506 | 6,157 | Nov. |
| 12 | 10,911 | 3,271 | 1,189 | 12,364 | 18,431 | 485 | 6,138 | Dec. |

| 日用品・雑貨 (15) Plastic products for daily necessities and miscellaneous goods | | | | (単位: t) (Unit:t) | | | | |
|--|---------------------------------|------------------------------|----------------------------------|-------------------|------------------------------------|------------------------------|--------------------------------|-------------------|
| 年 月 | 生産(t) Production Quantity | 受入(t) Receipt Quantity | 消費(t) Consumption Quantity | 出荷 Shipments | | | 在庫(t) Inventory Quantity | Year and Month |
| | | | | 販売 Sales | | その他(t) Others Quantity | | |
| | | | | 数量(t) Quantity | 金額(百万円) Value in Million of Yen | | | |
| 平成 7年 | 383,679 | 119,199 | 13,748 | 453,758 | 359,204 | 29,861 | 32,321 | C. Y. 1995 |
| 8年 | 393,689 | 127,061 | 10,635 | 473,783 | 358,134 | 35,837 | 35,047 | C. Y. 1996 |
| 9年 | 393,150 | 113,106 | 10,086 | 465,133 | 362,648 | 34,318 | 33,769 | C. Y. 1997 |
| 10年 | 357,183 | 95,879 | 9,684 | 417,306 | 328,324 | 32,162 | 27,723 | C. Y. 1998 |
| 11年 | 349,954 | 90,124 | 8,852 | 402,051 | 316,484 | 32,469 | 27,479 | C. Y. 1999 |
| 平成 9年度 | 383,087 | 107,331 | 9,916 | 449,949 | 352,710 | 33,390 | 34,480 | F. Y. 1997 |
| 10年度 | 353,753 | 94,018 | 9,446 | 410,942 | 321,429 | 32,273 | 31,481 | F. Y. 1998 |
| 11年 1~3月 | 83,431 | 21,821 | 1,737 | 93,072 | 72,023 | 7,897 | 31,481 | Q1 1999 |
| 4~6月 | 90,077 | 22,936 | 2,256 | 105,252 | 84,347 | 8,217 | 30,812 | Q2 |
| 7~9月 | 85,214 | 22,838 | 2,410 | 98,795 | 77,013 | 7,862 | 30,005 | Q3 |
| 10~12月 | 91,232 | 22,529 | 2,449 | 104,932 | 83,100 | 8,493 | 27,479 | Q4 |
| 11年 1月 | 26,450 | 7,087 | 501 | 28,853 | 21,355 | 2,540 | 30,095 | Jan. 1999 |
| 2 | 27,298 | 7,292 | 582 | 29,514 | 22,615 | 2,584 | 33,061 | Feb. |
| 3 | 29,683 | 7,442 | 654 | 34,705 | 28,053 | 2,773 | 31,481 | Mar. |
| 4 | 30,906 | 7,792 | 715 | 37,826 | 30,985 | 2,829 | 29,206 | Apr. |
| 5 | 29,278 | 7,472 | 738 | 33,434 | 26,381 | 2,736 | 28,651 | May. |
| 6 | 29,893 | 7,672 | 803 | 33,992 | 26,981 | 2,652 | 30,812 | Jun. |
| 7 | 28,773 | 7,758 | 829 | 33,172 | 26,453 | 2,547 | 30,226 | Jul. |
| 8 | 27,360 | 7,308 | 741 | 31,590 | 24,307 | 2,589 | 30,171 | Aug. |
| 9 | 29,081 | 7,772 | 840 | 34,033 | 26,252 | 2,726 | 30,005 | Sep. |
| 10 | 30,151 | 7,702 | 888 | 34,553 | 26,711 | 2,840 | 29,472 | Oct. |
| 11 | 31,022 | 7,526 | 842 | 35,083 | 27,295 | 2,909 | 29,342 | Nov. |
| 12 | 30,059 | 7,301 | 719 | 35,296 | 29,095 | 2,744 | 27,479 | Dec. |

2. 品目別生産・出荷・在庫統計

2. Production, Shipments and Producer's Inventory (by commodities)

| 容器 (計) (16~17) Plastic containers (Total) | | | | 出荷 Shipments | | | 在庫(t) | Year and Month | |
|---|---------------------------------|------------------------------|----------------------------------|-------------------|------------------------------------|------------------------------|-----------------------|----------------|------------|
| 年 月 | 生産(t) Production Quantity | 受入(t) Receipt Quantity | 消費(t) Consumption Quantity | 販売 Sales | | その他(t) Others Quantity | Inventory Quantity | | |
| | | | | 数量(t) Quantity | 金額(百万円) Value in Million of Yen | | | | |
| 平成 | 7年 | 331,132 | 26,659 | 107 | 351,651 | 294,638 | 5,428 | 17,339 | C. Y. 1995 |
| | 8年 | 380,460 | 37,244 | 4,673 | 400,700 | 323,606 | 10,129 | 19,264 | C. Y. 1996 |
| | 9年 | 429,023 | 51,672 | 6,042 | 460,011 | 332,806 | 12,306 | 21,688 | C. Y. 1997 |
| | 10年 | 435,892 | 52,795 | 6,936 | 460,327 | 331,788 | 19,861 | 21,060 | C. Y. 1998 |
| | 11年 | 442,894 | 63,285 | 2,673 | 469,766 | 328,854 | 36,057 | 19,968 | C. Y. 1999 |
| 平成 | 9年度 | 426,112 | 50,145 | 5,975 | 455,372 | 330,342 | 11,535 | 19,894 | F. Y. 1997 |
| | 10年度 | 445,259 | 53,979 | 6,127 | 465,515 | 332,652 | 25,255 | 22,293 | F. Y. 1998 |
| 11年 | 1~3月 | 105,991 | 12,731 | 505 | 109,304 | 76,545 | 7,932 | 22,293 | Q1 1999 |
| | 4~6月 | 122,329 | 17,058 | 748 | 127,535 | 88,940 | 10,336 | 23,251 | Q2 |
| | 7~9月 | 107,093 | 17,316 | 666 | 118,415 | 82,636 | 9,573 | 19,333 | Q3 |
| | 10~12月 | 107,481 | 16,180 | 754 | 114,512 | 80,732 | 8,216 | 19,968 | Q4 |
| 11年 | 1月 | 31,023 | 3,412 | 136 | 30,325 | 21,779 | 1,769 | 23,810 | Jan. 1999 |
| | 2 | 34,857 | 4,135 | 183 | 36,889 | 25,840 | 2,414 | 23,216 | Feb. |
| | 3 | 40,111 | 5,184 | 186 | 42,090 | 28,926 | 3,749 | 22,293 | Mar. |
| | 4 | 41,989 | 5,604 | 197 | 42,865 | 29,874 | 3,543 | 23,163 | Apr. |
| | 5 | 38,295 | 5,660 | 260 | 40,317 | 28,572 | 3,211 | 23,563 | May. |
| | 6 | 42,045 | 5,794 | 291 | 44,353 | 30,494 | 3,582 | 23,251 | Jun. |
| | 7 | 40,246 | 6,290 | 236 | 43,663 | 30,085 | 3,629 | 22,217 | Jul. |
| | 8 | 33,161 | 5,421 | 189 | 37,604 | 26,870 | 3,021 | 20,141 | Aug. |
| | 9 | 33,686 | 5,605 | 241 | 37,148 | 25,682 | 2,923 | 19,333 | Sep. |
| | 10 | 35,655 | 6,032 | 270 | 39,393 | 27,683 | 2,797 | 18,770 | Oct. |
| | 11 | 36,824 | 5,443 | 255 | 38,035 | 26,990 | 2,905 | 19,948 | Nov. |
| | 12 | 35,002 | 4,705 | 229 | 37,084 | 26,059 | 2,514 | 19,968 | Dec. |

| 容器 (中空成形容器) (16) Plastic containers (Plastic containers blow-molding) | | | | 出荷 Shipments | | | 在庫(t) | Year and Month | |
|---|---------------------------------|------------------------------|----------------------------------|-------------------|------------------------------------|------------------------------|-----------------------|----------------|------------|
| 年 月 | 生産(t) Production Quantity | 受入(t) Receipt Quantity | 消費(t) Consumption Quantity | 販売 Sales | | その他(t) Others Quantity | Inventory Quantity | | |
| | | | | 数量(t) Quantity | 金額(百万円) Value in Million of Yen | | | | |
| 平成 | 7年 | 238,872 | 17,946 | 58 | 252,447 | 217,232 | 4,605 | 9,865 | C. Y. 1995 |
| | 8年 | 275,694 | 25,390 | 2,832 | 288,267 | 240,051 | 9,338 | 10,568 | C. Y. 1996 |
| | 9年 | 317,435 | 28,258 | 2,811 | 330,431 | 247,416 | 11,243 | 11,869 | C. Y. 1997 |
| | 10年 | 342,806 | 34,556 | 2,356 | 354,139 | 259,009 | 19,336 | 14,172 | C. Y. 1998 |
| | 11年 | 364,524 | 47,295 | 1,537 | 376,776 | 263,630 | 35,467 | 13,404 | C. Y. 1999 |
| 平成 | 9年度 | 319,412 | 27,139 | 2,665 | 332,062 | 247,755 | 10,569 | 12,055 | F. Y. 1997 |
| | 10年度 | 354,903 | 37,255 | 2,117 | 363,263 | 262,196 | 24,715 | 14,943 | F. Y. 1998 |
| 11年 | 1~3月 | 85,955 | 9,146 | 245 | 86,316 | 60,840 | 7,797 | 14,943 | Q1 1999 |
| | 4~6月 | 101,935 | 13,090 | 435 | 102,898 | 72,095 | 10,184 | 16,863 | Q2 |
| | 7~9月 | 88,288 | 13,328 | 424 | 95,880 | 66,490 | 9,421 | 13,081 | Q3 |
| | 10~12月 | 88,346 | 11,731 | 433 | 91,682 | 64,204 | 8,065 | 13,404 | Q4 |
| 11年 | 1月 | 24,874 | 2,430 | 61 | 24,012 | 16,908 | 1,725 | 15,671 | Jan. 1999 |
| | 2 | 28,351 | 2,904 | 94 | 29,455 | 20,757 | 2,372 | 15,001 | Feb. |
| | 3 | 32,730 | 3,812 | 90 | 32,849 | 23,176 | 3,700 | 14,943 | Mar. |
| | 4 | 34,722 | 4,171 | 93 | 34,043 | 23,954 | 3,495 | 16,217 | Apr. |
| | 5 | 31,969 | 4,411 | 159 | 32,807 | 23,212 | 3,161 | 16,708 | May. |
| | 6 | 35,244 | 4,508 | 183 | 36,048 | 24,929 | 3,528 | 16,863 | Jun. |
| | 7 | 33,761 | 4,887 | 136 | 36,151 | 24,637 | 3,574 | 15,644 | Jul. |
| | 8 | 27,120 | 4,212 | 132 | 30,140 | 21,488 | 2,974 | 13,816 | Aug. |
| | 9 | 27,407 | 4,229 | 156 | 29,589 | 20,365 | 2,873 | 13,081 | Sep. |
| | 10 | 29,434 | 4,590 | 157 | 31,936 | 22,258 | 2,751 | 12,457 | Oct. |
| | 11 | 30,390 | 3,887 | 145 | 30,348 | 21,423 | 2,853 | 13,522 | Nov. |
| | 12 | 28,522 | 3,254 | 131 | 29,398 | 20,523 | 2,461 | 13,404 | Dec. |

2. 品目別生産・出荷・在庫統計

2. Production, Shipments and Producer's Inventory (by commodities)

| 容器 (その他) (17) Plastic containers (Plastic containers n.e.s) | | (単位: t) (Unit: t) | | | | | | |
|---|---------------------------------|------------------------------|----------------------------------|-------------------|------------------------------------|--------------------------------|-------------------|------------------------------|
| 年 月 | 生産(t) Production Quantity | 受入(t) Receipt Quantity | 消費(t) Consumption Quantity | 出荷 Shipments | | 在庫(t) Inventory Quantity | Year and Month | |
| | | | | 販売 Sales | | | | その他(t) Others Quantity |
| | | | | 数量(t) Quantity | 金額(百万円) Value in Million of Yen | | | |
| 平成 7年 | 92,260 | 8,713 | 49 | 99,204 | 77,406 | 823 | C. Y. 1995 | |
| 8年 | 104,766 | 11,854 | 1,841 | 112,433 | 83,555 | 791 | C. Y. 1996 | |
| 9年 | 111,588 | 23,414 | 3,231 | 129,580 | 85,390 | 1,063 | C. Y. 1997 | |
| 10年 | 93,086 | 18,239 | 4,580 | 106,188 | 72,779 | 525 | C. Y. 1998 | |
| 11年 | 78,370 | 15,990 | 1,136 | 92,990 | 65,224 | 590 | C. Y. 1999 | |
| 平成 9年度 | 106,700 | 23,006 | 3,310 | 123,310 | 82,586 | 966 | F. Y. 1997 | |
| 10年度 | 90,356 | 16,724 | 4,010 | 102,252 | 70,456 | 540 | F. Y. 1998 | |
| 11年 1~3月 | 20,036 | 3,585 | 260 | 22,988 | 15,705 | 135 | Q1 1999 | |
| 4~6月 | 20,394 | 3,968 | 313 | 24,637 | 16,845 | 152 | Q2 | |
| 7~9月 | 18,805 | 3,988 | 242 | 22,535 | 16,146 | 152 | Q3 | |
| 10~12月 | 19,135 | 4,449 | 321 | 22,830 | 16,528 | 151 | Q4 | |
| 11年 1月 | 6,149 | 982 | 75 | 6,313 | 4,871 | 44 | Jan. 1999 | |
| 2 | 6,506 | 1,231 | 89 | 7,434 | 5,084 | 42 | Feb. | |
| 3 | 7,381 | 1,372 | 96 | 9,241 | 5,750 | 49 | Mar. | |
| 4 | 7,267 | 1,433 | 104 | 8,822 | 5,920 | 48 | Apr. | |
| 5 | 6,326 | 1,249 | 101 | 7,510 | 5,360 | 50 | May. | |
| 6 | 6,801 | 1,286 | 108 | 8,305 | 5,565 | 54 | Jun. | |
| 7 | 6,485 | 1,403 | 100 | 7,512 | 5,449 | 55 | Jul. | |
| 8 | 6,041 | 1,209 | 57 | 7,464 | 5,381 | 47 | Aug. | |
| 9 | 6,279 | 1,376 | 85 | 7,559 | 5,317 | 50 | Sep. | |
| 10 | 6,221 | 1,442 | 113 | 7,457 | 5,425 | 46 | Oct. | |
| 11 | 6,434 | 1,556 | 110 | 7,687 | 5,567 | 52 | Nov. | |
| 12 | 6,480 | 1,451 | 98 | 7,686 | 5,536 | 53 | Dec. | |

| 建 材 (計) (18~20) Plastic material for building(construction) (Total) | | (単位: t) (Unit: t) | | | | | | |
|---|---------------------------------|------------------------------|----------------------------------|-------------------|------------------------------------|--------------------------------|-------------------|------------------------------|
| 年 月 | 生産(t) Production Quantity | 受入(t) Receipt Quantity | 消費(t) Consumption Quantity | 出荷 Shipments | | 在庫(t) Inventory Quantity | Year and Month | |
| | | | | 販売 Sales | | | | その他(t) Others Quantity |
| | | | | 数量(t) Quantity | 金額(百万円) Value in Million of Yen | | | |
| 平成 7年 | 387,661 | 16,755 | 933 | 390,662 | 179,103 | 7,882 | C. Y. 1995 | |
| 8年 | 391,851 | 15,944 | 859 | 398,106 | 185,608 | 7,910 | C. Y. 1996 | |
| 9年 | 392,021 | 15,685 | 849 | 396,801 | 185,199 | 7,470 | C. Y. 1997 | |
| 10年 | 337,750 | 14,498 | 686 | 347,284 | 163,339 | 6,269 | C. Y. 1998 | |
| 11年 | 312,327 | 14,056 | 765 | 319,977 | 150,952 | 6,315 | C. Y. 1999 | |
| 平成 9年度 | 380,779 | 15,461 | 748 | 387,000 | 179,897 | 7,181 | F. Y. 1997 | |
| 10年度 | 327,716 | 13,966 | 696 | 333,458 | 158,637 | 6,159 | F. Y. 1998 | |
| 11年 1~3月 | 80,786 | 3,386 | 153 | 81,938 | 38,844 | 1,606 | Q1 1999 | |
| 4~6月 | 71,738 | 3,317 | 194 | 73,885 | 35,402 | 1,482 | Q2 | |
| 7~9月 | 76,637 | 3,391 | 215 | 79,811 | 37,858 | 1,575 | Q3 | |
| 10~12月 | 83,166 | 3,962 | 203 | 84,343 | 38,848 | 1,652 | Q4 | |
| 11年 1月 | 25,343 | 1,076 | 46 | 24,566 | 12,287 | 487 | Jan. 1999 | |
| 2 | 27,378 | 1,099 | 51 | 27,627 | 12,865 | 591 | Feb. | |
| 3 | 28,065 | 1,211 | 56 | 29,745 | 13,692 | 528 | Mar. | |
| 4 | 25,391 | 1,150 | 66 | 25,830 | 12,456 | 446 | Apr. | |
| 5 | 21,953 | 1,087 | 60 | 23,222 | 11,150 | 520 | May. | |
| 6 | 24,394 | 1,080 | 68 | 24,833 | 11,796 | 516 | Jun. | |
| 7 | 25,997 | 1,137 | 76 | 26,275 | 12,666 | 547 | Jul. | |
| 8 | 23,358 | 1,074 | 67 | 25,768 | 12,255 | 481 | Aug. | |
| 9 | 27,282 | 1,180 | 72 | 27,768 | 12,937 | 547 | Sep. | |
| 10 | 28,091 | 1,277 | 67 | 27,752 | 12,885 | 576 | Oct. | |
| 11 | 28,210 | 1,388 | 70 | 28,734 | 13,011 | 547 | Nov. | |
| 12 | 26,865 | 1,297 | 66 | 27,857 | 12,952 | 529 | Dec. | |

2. 品目別生産・出荷・在庫統計

2. Production, Shipments and Producer's Inventory (by commodities)

建 材 (雨どい及び同付属品) (18) Plastic material for building(construction)(Rainwater pipe and attachment) (単位: t) (Unit:t)

| 年 月 | 生産(t) Production Quantity | 受入(t) Receipt Quantity | 消費(t) Consumption Quantity | 出荷 Shipments | | | 在庫(t) Inventory Quantity | Year and Month |
|----------|---------------------------------|------------------------------|----------------------------------|-------------------|------------------------------------|------------------------------|--------------------------------|-------------------|
| | | | | 販売 Sales | | その他(t) Others Quantity | | |
| | | | | 数量(t) Quantity | 金額(百万円) Value in Million of Yen | | | |
| 平成 7年 | 41,841 | 7,646 | 13 | 45,264 | 43,395 | 2,850 | 3,406 | C. Y. 1995 |
| 8年 | 42,693 | 6,912 | 12 | 47,766 | 45,885 | 1,767 | 3,342 | C. Y. 1996 |
| 9年 | 43,157 | 6,419 | 12 | 47,931 | 46,616 | 1,575 | 3,405 | C. Y. 1997 |
| 10年 | 36,722 | 6,143 | 6 | 41,768 | 40,718 | 1,471 | 3,036 | C. Y. 1998 |
| 11年 | 37,146 | 5,671 | 13 | 41,694 | 40,543 | 1,281 | 3,083 | C. Y. 1999 |
| 平成 9年度 | 40,771 | 6,267 | 9 | 45,464 | 44,372 | 1,568 | 3,280 | F. Y. 1997 |
| 10年度 | 36,998 | 6,098 | 8 | 41,707 | 40,735 | 1,419 | 3,154 | F. Y. 1998 |
| 11年 1~3月 | 9,269 | 1,494 | 2 | 10,206 | 9,952 | 341 | 3,154 | Q1 1999 |
| 4~6月 | 8,190 | 1,221 | 2 | 9,368 | 9,320 | 348 | 2,954 | Q2 |
| 7~9月 | 9,207 | 1,307 | 4 | 10,504 | 10,300 | 291 | 2,874 | Q3 |
| 10~12月 | 10,480 | 1,649 | 5 | 11,616 | 10,970 | 301 | 3,083 | Q4 |
| 11年 1月 | 3,424 | 555 | 1 | 3,735 | 3,739 | 137 | 3,044 | Jan. 1999 |
| 2 | 2,860 | 487 | - | 3,061 | 3,016 | 112 | 3,218 | Feb. |
| 3 | 2,985 | 452 | 1 | 3,410 | 3,198 | 92 | 3,154 | Mar. |
| 4 | 2,877 | 442 | 1 | 3,136 | 3,054 | 116 | 3,225 | Apr. |
| 5 | 2,589 | 389 | - | 3,035 | 3,089 | 129 | 3,080 | May. |
| 6 | 2,724 | 390 | 1 | 3,197 | 3,177 | 103 | 2,954 | Jun. |
| 7 | 3,174 | 429 | 2 | 3,628 | 3,556 | 106 | 3,027 | Jul. |
| 8 | 2,754 | 410 | 1 | 3,380 | 3,389 | 99 | 2,711 | Aug. |
| 9 | 3,279 | 468 | 1 | 3,496 | 3,355 | 86 | 2,874 | Sep. |
| 10 | 3,639 | 542 | 2 | 3,825 | 3,566 | 126 | 3,101 | Oct. |
| 11 | 3,338 | 566 | 2 | 3,793 | 3,590 | 107 | 3,103 | Nov. |
| 12 | 3,503 | 541 | 1 | 3,998 | 3,815 | 68 | 3,083 | Dec. |

建 材 (床材料) (19) Plastic material for building(construction) (Floor materials) (単位: t) (Unit:t)

| 年 月 | 生産(t) Production Quantity | 受入(t) Receipt Quantity | 消費(t) Consumption Quantity | 出荷 Shipments | | | 在庫(t) Inventory Quantity | Year and Month |
|----------|---------------------------------|------------------------------|----------------------------------|-------------------|------------------------------------|------------------------------|--------------------------------|-------------------|
| | | | | 販売 Sales | | その他(t) Others Quantity | | |
| | | | | 数量(t) Quantity | 金額(百万円) Value in Million of Yen | | | |
| 平成 7年 | 168,480 | 4,685 | 233 | 170,215 | 51,775 | 1,825 | 15,555 | C. Y. 1995 |
| 8年 | 175,461 | 4,601 | 191 | 177,520 | 53,463 | 1,363 | 16,016 | C. Y. 1996 |
| 9年 | 169,844 | 4,535 | 146 | 172,669 | 53,121 | 1,051 | 16,351 | C. Y. 1997 |
| 10年 | 161,606 | 3,415 | 20 | 163,332 | 53,092 | 774 | 17,135 | C. Y. 1998 |
| 11年 | 137,406 | 3,078 | - | 140,015 | 42,861 | 573 | 16,748 | C. Y. 1999 |
| 平成 9年度 | 170,819 | 4,251 | 87 | 173,569 | 54,473 | 1,114 | 15,011 | F. Y. 1997 |
| 10年度 | 154,270 | 3,080 | 18 | 154,224 | 49,957 | 641 | 17,117 | F. Y. 1998 |
| 11年 1~3月 | 37,533 | 746 | - | 37,783 | 12,198 | 221 | 17,117 | Q1 1999 |
| 4~6月 | 31,035 | 732 | - | 31,769 | 9,871 | 127 | 16,956 | Q2 |
| 7~9月 | 33,307 | 678 | - | 34,751 | 10,339 | 108 | 16,054 | Q3 |
| 10~12月 | 35,531 | 922 | - | 35,712 | 10,454 | 117 | 16,748 | Q4 |
| 11年 1月 | 11,189 | 178 | - | 10,311 | 3,331 | 27 | 17,904 | Jan. 1999 |
| 2 | 13,091 | 263 | - | 13,365 | 4,417 | 121 | 17,766 | Feb. |
| 3 | 13,253 | 305 | - | 14,107 | 4,450 | 73 | 17,117 | Mar. |
| 4 | 11,007 | 260 | - | 11,317 | 3,749 | 40 | 17,014 | Apr. |
| 5 | 9,072 | 256 | - | 9,662 | 2,897 | 50 | 16,606 | May. |
| 6 | 10,956 | 216 | - | 10,790 | 3,225 | 37 | 16,956 | Jun. |
| 7 | 11,176 | 207 | - | 10,755 | 3,204 | 33 | 17,550 | Jul. |
| 8 | 10,249 | 216 | - | 11,430 | 3,458 | 31 | 16,548 | Aug. |
| 9 | 11,882 | 255 | - | 12,566 | 3,676 | 44 | 16,054 | Sep. |
| 10 | 11,829 | 273 | - | 11,479 | 3,372 | 49 | 16,658 | Oct. |
| 11 | 12,319 | 327 | - | 12,476 | 3,605 | 18 | 16,853 | Nov. |
| 12 | 11,383 | 322 | - | 11,757 | 3,477 | 50 | 16,748 | Dec. |

2. 品目別生産・出荷・在庫統計

2. Production, Shipments and Producer's Inventory (by commodities)

| 建 材 (その他) (20) Plastic material for building(construction) (Others) | | (単位 : t) (Unit:t) | | | | | | |
|---|---------------------------------|------------------------------|----------------------------------|-------------------|-------------------------------------|------------------------------|--------------------------------|-------------------|
| 年 月 | 生産(t) Production Quantity | 受入(t) Receipt Quantity | 消費(t) Consumption Quantity | 出荷 Shipments | | | 在庫(t) Inventory Quantity | Year and Month |
| | | | | 販売 Sales | | その他(t) Others Quantity | | |
| | | | | 数量(t) Quantity | 金額 (百万円) Value in Million of Yen | | | |
| 平成 7年 | 177,340 | 4,424 | 687 | 175,183 | 83,932 | 3,207 | 6,667 | C. Y. 1995 |
| 8年 | 173,697 | 4,431 | 656 | 172,820 | 86,259 | 4,780 | 7,198 | C. Y. 1996 |
| 9年 | 179,020 | 4,731 | 691 | 176,201 | 85,462 | 4,844 | 9,913 | C. Y. 1997 |
| 10年 | 139,422 | 4,940 | 660 | 142,184 | 69,529 | 4,024 | 8,147 | C. Y. 1998 |
| 11年 | 137,775 | 5,307 | 752 | 138,268 | 67,548 | 4,461 | 8,359 | C. Y. 1999 |
| 平成 9年度 | 169,189 | 4,943 | 652 | 167,967 | 81,052 | 4,499 | 8,507 | F. Y. 1997 |
| 10年度 | 136,448 | 4,788 | 670 | 137,527 | 67,944 | 4,099 | 8,302 | F. Y. 1998 |
| 11年 1~3月 | 33,984 | 1,146 | 151 | 33,949 | 16,694 | 1,044 | 8,302 | Q1 1999 |
| 4~6月 | 32,513 | 1,364 | 192 | 32,748 | 16,211 | 1,007 | 8,352 | Q2 |
| 7~9月 | 34,123 | 1,406 | 211 | 34,556 | 17,219 | 1,176 | 8,050 | Q3 |
| 10~12月 | 37,155 | 1,391 | 198 | 37,015 | 17,424 | 1,234 | 8,359 | Q4 |
| 11年 1月 | 10,730 | 343 | 45 | 10,520 | 5,217 | 323 | 8,382 | Jan. 1999 |
| 2 | 11,427 | 349 | 51 | 11,201 | 5,433 | 358 | 8,613 | Feb. |
| 3 | 11,827 | 454 | 55 | 12,228 | 6,044 | 363 | 8,302 | Mar. |
| 4 | 11,507 | 448 | 65 | 11,377 | 5,653 | 290 | 8,566 | Apr. |
| 5 | 10,292 | 442 | 60 | 10,525 | 5,164 | 341 | 8,411 | May. |
| 6 | 10,714 | 474 | 67 | 10,846 | 5,394 | 376 | 8,352 | Jun. |
| 7 | 11,647 | 501 | 74 | 11,892 | 5,905 | 408 | 8,177 | Jul. |
| 8 | 10,355 | 448 | 66 | 10,958 | 5,408 | 351 | 7,629 | Aug. |
| 9 | 12,121 | 457 | 71 | 11,706 | 5,906 | 417 | 8,050 | Sep. |
| 10 | 12,623 | 462 | 65 | 12,448 | 5,947 | 401 | 8,271 | Oct. |
| 11 | 12,553 | 495 | 68 | 12,465 | 5,817 | 422 | 8,408 | Nov. |
| 12 | 11,979 | 434 | 65 | 12,102 | 5,661 | 411 | 8,359 | Dec. |

| 発泡製品 (計) (21~23) Plastic foam products (Total) | | (単位 : t) (Unit:t) | | | | | | |
|--|---------------------------------|------------------------------|----------------------------------|-------------------|-------------------------------------|------------------------------|--------------------------------|-------------------|
| 年 月 | 生産(t) Production Quantity | 受入(t) Receipt Quantity | 消費(t) Consumption Quantity | 出荷 Shipments | | | 在庫(t) Inventory Quantity | Year and Month |
| | | | | 販売 Sales | | その他(t) Others Quantity | | |
| | | | | 数量(t) Quantity | 金額 (百万円) Value in Million of Yen | | | |
| 平成 7年 | 400,532 | 51,889 | 14,209 | 406,703 | 257,629 | 32,348 | 26,448 | C. Y. 1995 |
| 8年 | 415,711 | 54,635 | 16,199 | 420,672 | 257,574 | 30,348 | 29,386 | C. Y. 1996 |
| 9年 | 412,531 | 58,450 | 16,200 | 423,956 | 261,711 | 30,698 | 29,623 | C. Y. 1997 |
| 10年 | 386,736 | 54,118 | 15,346 | 397,323 | 224,638 | 28,115 | 29,347 | C. Y. 1998 |
| 11年 | 377,562 | 54,875 | 15,000 | 389,839 | 218,621 | 28,444 | 28,695 | C. Y. 1999 |
| 平成 9年度 | 405,453 | 57,307 | 16,032 | 416,795 | 252,508 | 29,947 | 29,198 | F. Y. 1997 |
| 10年度 | 382,741 | 53,766 | 14,837 | 393,248 | 222,460 | 28,226 | 29,642 | F. Y. 1998 |
| 11年 1~3月 | 91,279 | 13,237 | 3,515 | 93,363 | 52,912 | 7,168 | 29,642 | Q1 1999 |
| 4~6月 | 91,010 | 13,422 | 3,237 | 95,707 | 54,290 | 6,328 | 29,397 | Q2 |
| 7~9月 | 94,193 | 13,676 | 3,816 | 97,682 | 54,889 | 7,127 | 28,342 | Q3 |
| 10~12月 | 101,080 | 14,540 | 4,432 | 103,087 | 56,530 | 7,821 | 28,695 | Q4 |
| 11年 1月 | 29,100 | 4,346 | 1,190 | 29,828 | 16,918 | 2,316 | 29,345 | Jan. 1999 |
| 2 | 30,445 | 4,033 | 1,230 | 30,340 | 17,272 | 2,263 | 29,965 | Feb. |
| 3 | 31,734 | 4,858 | 1,095 | 33,195 | 18,722 | 2,589 | 29,642 | Mar. |
| 4 | 31,602 | 4,781 | 1,233 | 33,139 | 18,667 | 2,329 | 29,314 | Apr. |
| 5 | 28,753 | 4,229 | 1,044 | 29,858 | 17,226 | 1,975 | 29,370 | May. |
| 6 | 30,655 | 4,412 | 960 | 32,710 | 18,396 | 2,024 | 29,397 | Jun. |
| 7 | 31,970 | 4,555 | 1,154 | 32,974 | 18,630 | 2,479 | 29,050 | Jul. |
| 8 | 29,774 | 4,373 | 1,224 | 31,366 | 17,756 | 2,246 | 28,328 | Aug. |
| 9 | 32,449 | 4,748 | 1,438 | 33,342 | 18,503 | 2,402 | 28,342 | Sep. |
| 10 | 33,447 | 4,688 | 1,437 | 33,623 | 18,389 | 2,473 | 28,926 | Oct. |
| 11 | 34,486 | 4,991 | 1,557 | 34,536 | 18,966 | 2,593 | 29,744 | Nov. |
| 12 | 33,147 | 4,861 | 1,438 | 34,928 | 19,176 | 2,755 | 28,695 | Dec. |

2. 品目別生産・出荷・在庫統計

2. Production, Shipments and Producer's Inventory (by commodities)

| 発泡製品 (板物) (21) Plastic foam products (Plastic foam plates) | | (単位: t) (Unit:t) | | | | | | | |
|--|---------------------------------|------------------------------|----------------------------------|-------------------|------------------------------------|------------------------------|--------------------------------|-------------------|------------|
| 年 月 | 生産(t) Production Quantity | 受入(t) Receipt Quantity | 消費(t) Consumption Quantity | 出荷 Shipments | | | 在庫(t) Inventory Quantity | Year and Month | |
| | | | | 販売 Sales | | その他(t) Others Quantity | | | |
| | | | | 数量(t) Quantity | 金額(百万円) Value in Million of Yen | | | | |
| 平成 | 7年 | 119,322 | 5,366 | 1,185 | 113,544 | 66,129 | 9,750 | 8,038 | C. Y. 1995 |
| | 8年 | 125,730 | 3,948 | 1,172 | 117,877 | 66,217 | 10,866 | 7,498 | C. Y. 1996 |
| | 9年 | 123,017 | 4,084 | 1,149 | 115,407 | 67,289 | 9,609 | 8,234 | C. Y. 1997 |
| | 10年 | 106,534 | 3,462 | 1,101 | 100,405 | 57,443 | 8,231 | 7,453 | C. Y. 1998 |
| | 11年 | 93,953 | 3,279 | 1,093 | 88,600 | 52,229 | 7,315 | 7,592 | C. Y. 1999 |
| 平成 | 9年度 | 118,737 | 4,078 | 1,089 | 111,950 | 65,300 | 9,114 | 8,282 | F. Y. 1997 |
| | 10年度 | 100,806 | 3,228 | 1,099 | 94,975 | 55,253 | 7,876 | 7,592 | F. Y. 1998 |
| 11年 | 1～3月 | 21,702 | 754 | 251 | 20,377 | 12,414 | 1,725 | 7,592 | Q1 1999 |
| | 4～6月 | 22,971 | 784 | 275 | 22,001 | 13,171 | 1,765 | 7,250 | Q2 |
| | 7～9月 | 24,261 | 822 | 271 | 22,766 | 13,227 | 1,812 | 7,455 | Q3 |
| | 10～12月 | 25,019 | 919 | 296 | 23,456 | 13,417 | 2,013 | 7,592 | Q4 |
| 11年 | 1月 | 6,794 | 252 | 98 | 6,721 | 4,084 | 560 | 7,280 | Jan. 1999 |
| | 2 | 7,287 | 240 | 99 | 6,492 | 3,960 | 531 | 7,571 | Feb. |
| | 3 | 7,621 | 262 | 54 | 7,164 | 4,369 | 634 | 7,592 | Mar. |
| | 4 | 7,419 | 261 | 109 | 7,029 | 4,273 | 585 | 7,516 | Apr. |
| | 5 | 7,364 | 247 | 76 | 7,131 | 4,229 | 586 | 7,319 | May. |
| | 6 | 8,188 | 276 | 90 | 7,841 | 4,669 | 594 | 7,250 | Jun. |
| | 7 | 8,577 | 272 | 101 | 7,980 | 4,664 | 633 | 7,380 | Jul. |
| | 8 | 7,450 | 286 | 88 | 7,205 | 4,178 | 587 | 7,220 | Aug. |
| | 9 | 8,234 | 264 | 82 | 7,581 | 4,385 | 592 | 7,455 | Sep. |
| | 10 | 8,537 | 291 | 101 | 8,178 | 4,632 | 645 | 7,330 | Oct. |
| | 11 | 8,725 | 350 | 99 | 7,939 | 4,567 | 632 | 7,735 | Nov. |
| | 12 | 7,757 | 278 | 96 | 7,339 | 4,218 | 736 | 7,592 | Dec. |

| 発泡製品 (型物) (22) Plastic foam products (Plastic foam mold) | | (単位: t) (Unit:t) | | | | | | | |
|--|---------------------------------|------------------------------|----------------------------------|-------------------|------------------------------------|------------------------------|--------------------------------|-------------------|------------|
| 年 月 | 生産(t) Production Quantity | 受入(t) Receipt Quantity | 消費(t) Consumption Quantity | 出荷 Shipments | | | 在庫(t) Inventory Quantity | Year and Month | |
| | | | | 販売 Sales | | その他(t) Others Quantity | | | |
| | | | | 数量(t) Quantity | 金額(百万円) Value in Million of Yen | | | | |
| 平成 | 7年 | 91,232 | 12,504 | 208 | 100,997 | 90,624 | 2,108 | 4,285 | C. Y. 1995 |
| | 8年 | 88,594 | 12,047 | 139 | 98,213 | 86,019 | 2,403 | 4,460 | C. Y. 1996 |
| | 9年 | 92,801 | 11,014 | 292 | 101,481 | 86,357 | 2,251 | 4,574 | C. Y. 1997 |
| | 10年 | 84,999 | 10,466 | 238 | 93,929 | 65,770 | 1,663 | 4,398 | C. Y. 1998 |
| | 11年 | 80,102 | 10,481 | 322 | 88,545 | 63,172 | 1,643 | 4,411 | C. Y. 1999 |
| 平成 | 9年度 | 91,006 | 10,759 | 309 | 99,505 | 81,115 | 2,019 | 4,495 | F. Y. 1997 |
| | 10年度 | 83,985 | 10,575 | 280 | 92,958 | 65,573 | 1,607 | 4,531 | F. Y. 1998 |
| 11年 | 1～3月 | 19,683 | 2,554 | 99 | 21,633 | 15,558 | 384 | 4,531 | Q1 1999 |
| | 4～6月 | 19,876 | 2,527 | 92 | 21,884 | 15,667 | 399 | 4,550 | Q2 |
| | 7～9月 | 19,542 | 2,734 | 76 | 21,987 | 15,614 | 424 | 4,312 | Q3 |
| | 10～12月 | 21,001 | 2,666 | 55 | 23,041 | 16,334 | 436 | 4,411 | Q4 |
| 11年 | 1月 | 6,361 | 816 | 27 | 6,968 | 5,034 | 123 | 4,464 | Jan. 1999 |
| | 2 | 6,494 | 843 | 40 | 7,215 | 5,158 | 122 | 4,423 | Feb. |
| | 3 | 6,828 | 895 | 32 | 7,450 | 5,366 | 139 | 4,531 | Mar. |
| | 4 | 6,889 | 905 | 18 | 7,698 | 5,512 | 129 | 4,482 | Apr. |
| | 5 | 6,433 | 768 | 31 | 6,941 | 5,017 | 127 | 4,590 | May. |
| | 6 | 6,554 | 854 | 43 | 7,245 | 5,138 | 143 | 4,550 | Jun. |
| | 7 | 6,576 | 813 | 34 | 7,398 | 5,310 | 147 | 4,372 | Jul. |
| | 8 | 6,376 | 932 | 24 | 7,084 | 5,136 | 124 | 4,428 | Aug. |
| | 9 | 6,590 | 989 | 18 | 7,505 | 5,168 | 153 | 4,312 | Sep. |
| | 10 | 6,893 | 863 | 30 | 7,378 | 5,285 | 146 | 4,494 | Oct. |
| | 11 | 6,929 | 816 | 15 | 7,530 | 5,357 | 135 | 4,544 | Nov. |
| | 12 | 7,179 | 987 | 10 | 8,133 | 5,691 | 155 | 4,411 | Dec. |

2. 品目別生産・出荷・在庫統計

2. Production, Shipments and Producer's Inventory (by commodities)

| 発泡製品 (その他) (23) Plastic foam products (Others) | | (単位: t) (Unit: t) | | | | | | | |
|--|---------------------------------|------------------------------|----------------------------------|-------------------|------------------------------------|------------------------------|--------------------------------|-------------------|------------|
| 年 月 | 生産(t) Production Quantity | 受入(t) Receipt Quantity | 消費(t) Consumption Quantity | 出荷 Shipments | | | 在庫(t) Inventory Quantity | Year and Month | |
| | | | | 販売 Sales | | その他(t) Others Quantity | | | |
| | | | | 数量(t) Quantity | 金額(百万円) Value in Million of Yen | | | | |
| 平成 | 7年 | 189,978 | 34,019 | 12,816 | 192,162 | 100,877 | 20,490 | 14,125 | C. Y. 1995 |
| | 8年 | 201,387 | 38,640 | 14,888 | 204,582 | 105,338 | 17,079 | 17,428 | C. Y. 1996 |
| | 9年 | 196,713 | 43,352 | 14,759 | 207,068 | 108,065 | 18,838 | 16,815 | C. Y. 1997 |
| | 10年 | 195,203 | 40,190 | 14,007 | 202,989 | 101,426 | 18,221 | 17,496 | C. Y. 1998 |
| | 11年 | 203,507 | 41,115 | 13,585 | 212,694 | 103,220 | 19,486 | 16,692 | C. Y. 1999 |
| 平成 | 9年度 | 195,710 | 42,470 | 14,634 | 205,340 | 106,093 | 18,814 | 16,421 | F. Y. 1997 |
| | 10年度 | 197,950 | 39,963 | 13,458 | 205,315 | 101,633 | 18,743 | 17,519 | F. Y. 1998 |
| 11年 | 1～3月 | 49,894 | 9,929 | 3,165 | 51,353 | 24,941 | 5,059 | 17,519 | Q1 1999 |
| | 4～6月 | 48,163 | 10,111 | 2,870 | 51,822 | 25,452 | 4,164 | 17,597 | Q2 |
| | 7～9月 | 50,390 | 10,120 | 3,469 | 52,929 | 26,049 | 4,891 | 16,575 | Q3 |
| | 10～12月 | 55,060 | 10,955 | 4,081 | 56,590 | 26,779 | 5,372 | 16,692 | Q4 |
| 11年 | 1月 | 15,945 | 3,278 | 1,065 | 16,139 | 7,800 | 1,633 | 17,601 | Jan. 1999 |
| | 2 | 16,664 | 2,950 | 1,091 | 16,633 | 8,153 | 1,610 | 17,971 | Feb. |
| | 3 | 17,285 | 3,701 | 1,009 | 18,581 | 8,987 | 1,816 | 17,519 | Mar. |
| | 4 | 17,294 | 3,615 | 1,106 | 18,412 | 8,882 | 1,615 | 17,316 | Apr. |
| | 5 | 14,956 | 3,214 | 937 | 15,786 | 7,981 | 1,262 | 17,461 | May. |
| | 6 | 15,913 | 3,282 | 827 | 17,624 | 8,589 | 1,287 | 17,597 | Jun. |
| | 7 | 16,817 | 3,470 | 1,019 | 17,596 | 8,656 | 1,699 | 17,298 | Jul. |
| | 8 | 15,948 | 3,155 | 1,112 | 17,077 | 8,442 | 1,535 | 16,680 | Aug. |
| | 9 | 17,625 | 3,495 | 1,338 | 18,256 | 8,951 | 1,657 | 16,575 | Sep. |
| | 10 | 18,017 | 3,534 | 1,306 | 18,067 | 8,471 | 1,682 | 17,102 | Oct. |
| | 11 | 18,832 | 3,825 | 1,443 | 19,067 | 9,042 | 1,826 | 17,465 | Nov. |
| | 12 | 18,211 | 3,596 | 1,332 | 19,456 | 9,266 | 1,864 | 16,692 | Dec. |

| 強化製品 (計) (24～26) Plastic reinforced products (Total) | | (単位: t) (Unit: t) | | | | | | | |
|--|---------------------------------|------------------------------|----------------------------------|-------------------|------------------------------------|------------------------------|--------------------------------|-------------------|------------|
| 年 月 | 生産(t) Production Quantity | 受入(t) Receipt Quantity | 消費(t) Consumption Quantity | 出荷 Shipments | | | 在庫(t) Inventory Quantity | Year and Month | |
| | | | | 販売 Sales | | その他(t) Others Quantity | | | |
| | | | | 数量(t) Quantity | 金額(百万円) Value in Million of Yen | | | | |
| 平成 | 7年 | 99,799 | 18,090 | 763 | 107,861 | 134,152 | 8,174 | 7,682 | C. Y. 1995 |
| | 8年 | 105,582 | 16,945 | 502 | 114,505 | 140,938 | 8,730 | 7,336 | C. Y. 1996 |
| | 9年 | 100,026 | 16,951 | 443 | 111,711 | 142,166 | 6,537 | 6,996 | C. Y. 1997 |
| | 10年 | 88,099 | 14,308 | 404 | 99,975 | 123,897 | 5,726 | 6,363 | C. Y. 1998 |
| | 11年 | 84,306 | 11,934 | 335 | 92,962 | 114,168 | 6,884 | 5,943 | C. Y. 1999 |
| 平成 | 9年度 | 96,427 | 15,896 | 472 | 108,035 | 136,476 | 6,213 | 6,414 | F. Y. 1997 |
| | 10年度 | 87,231 | 14,071 | 356 | 97,727 | 121,533 | 6,115 | 6,711 | F. Y. 1998 |
| 11年 | 1～3月 | 21,603 | 3,160 | 92 | 23,432 | 28,903 | 1,763 | 6,711 | Q1 1999 |
| | 4～6月 | 21,085 | 2,990 | 81 | 23,548 | 28,669 | 1,741 | 6,322 | Q2 |
| | 7～9月 | 21,057 | 2,903 | 81 | 23,188 | 28,246 | 1,817 | 6,090 | Q3 |
| | 10～12月 | 20,561 | 2,881 | 81 | 22,794 | 28,350 | 1,563 | 5,943 | Q4 |
| 11年 | 1月 | 6,635 | 1,005 | 28 | 7,265 | 8,807 | 465 | 6,525 | Jan. 1999 |
| | 2 | 7,372 | 1,028 | 37 | 7,766 | 9,563 | 594 | 6,856 | Feb. |
| | 3 | 7,596 | 1,127 | 27 | 8,401 | 10,533 | 704 | 6,711 | Mar. |
| | 4 | 7,125 | 1,088 | 27 | 8,170 | 9,936 | 499 | 6,544 | Apr. |
| | 5 | 6,557 | 946 | 27 | 7,506 | 9,082 | 561 | 6,273 | May. |
| | 6 | 7,403 | 956 | 27 | 7,872 | 9,651 | 681 | 6,322 | Jun. |
| | 7 | 7,389 | 1,005 | 27 | 7,956 | 9,458 | 734 | 6,291 | Jul. |
| | 8 | 6,638 | 958 | 27 | 7,371 | 8,933 | 535 | 6,258 | Aug. |
| | 9 | 7,030 | 940 | 27 | 7,861 | 9,855 | 548 | 6,090 | Sep. |
| | 10 | 6,967 | 943 | 27 | 7,682 | 9,380 | 564 | 5,997 | Oct. |
| | 11 | 6,976 | 957 | 27 | 7,645 | 9,570 | 531 | 5,959 | Nov. |
| | 12 | 6,618 | 981 | 27 | 7,467 | 9,400 | 468 | 5,943 | Dec. |

2. 品目別生産・出荷・在庫統計

2. Production, Shipments and Producer's Inventory (by commodities)

| 強化製品 (板物) (24) Plastic reinforced products (Plastic reinforced plates) | | (単位: t) (Unit:t) | | | | | | |
|--|---------------------------------|------------------------------|----------------------------------|-------------------|------------------------------------|------------------------------|--------------------------------|-------------------|
| 年 月 | 生産(t) Production Quantity | 受入(t) Receipt Quantity | 消費(t) Consumption Quantity | 出荷 Shipments | | | 在庫(t) Inventory Quantity | Year and Month |
| | | | | 販売 Sales | | その他(t) Others Quantity | | |
| | | | | 数量(t) Quantity | 金額(百万円) Value in Million of Yen | | | |
| 平成 7年 | 10,859 | 63 | - | 10,878 | 10,421 | 42 | 1,660 | C. Y. 1995 |
| 8年 | 10,279 | 54 | - | 10,164 | 9,832 | 166 | 1,547 | C. Y. 1996 |
| 9年 | 10,647 | 31 | - | 10,212 | 10,206 | 281 | 1,481 | C. Y. 1997 |
| 10年 | 9,287 | 62 | - | 9,374 | 9,149 | 90 | 1,365 | C. Y. 1998 |
| 11年 | 8,862 | 14 | - | 8,768 | 7,919 | 150 | 1,370 | C. Y. 1999 |
| 平成 9年度 | 10,143 | 43 | - | 9,788 | 9,810 | 176 | 1,454 | F. Y. 1997 |
| 10年度 | 9,496 | 53 | - | 9,488 | 9,068 | 167 | 1,345 | F. Y. 1998 |
| 11年 1~3月 | 2,358 | 9 | - | 2,299 | 2,150 | 86 | 1,345 | Q1 1999 |
| 4~6月 | 2,111 | - | - | 2,001 | 1,817 | 16 | 1,439 | Q2 |
| 7~9月 | 2,117 | 3 | - | 2,185 | 1,907 | 28 | 1,370 | Q3 |
| 10~12月 | 2,276 | 2 | - | 2,283 | 2,045 | 20 | 1,370 | Q4 |
| 11年 1月 | 747 | 3 | - | 740 | 686 | 12 | 1,363 | Jan. 1999 |
| 2 | 774 | 2 | - | 744 | 705 | 56 | 1,337 | Feb. |
| 3 | 837 | 4 | - | 815 | 760 | 18 | 1,345 | Mar. |
| 4 | 743 | - | - | 702 | 644 | 1 | 1,385 | Apr. |
| 5 | 686 | - | - | 648 | 591 | 7 | 1,416 | May. |
| 6 | 682 | - | - | 651 | 582 | 8 | 1,439 | Jun. |
| 7 | 729 | - | - | 704 | 620 | 16 | 1,456 | Jul. |
| 8 | 659 | 2 | - | 658 | 599 | 5 | 1,462 | Aug. |
| 9 | 729 | 1 | - | 823 | 688 | 7 | 1,370 | Sep. |
| 10 | 761 | 1 | - | 817 | 708 | 8 | 1,315 | Oct. |
| 11 | 763 | - | - | 769 | 677 | 12 | 1,304 | Nov. |
| 12 | 752 | 1 | - | 697 | 659 | - | 1,370 | Dec. |

| 強化製品 (型物) (25) Plastic reinforced products (Plastic reinforced mold) | | (単位: t) (Unit:t) | | | | | | |
|--|---------------------------------|------------------------------|----------------------------------|-------------------|------------------------------------|------------------------------|--------------------------------|-------------------|
| 年 月 | 生産(t) Production Quantity | 受入(t) Receipt Quantity | 消費(t) Consumption Quantity | 出荷 Shipments | | | 在庫(t) Inventory Quantity | Year and Month |
| | | | | 販売 Sales | | その他(t) Others Quantity | | |
| | | | | 数量(t) Quantity | 金額(百万円) Value in Million of Yen | | | |
| 平成 7年 | 77,947 | 16,971 | 763 | 86,304 | 105,593 | 6,732 | 5,335 | C. Y. 1995 |
| 8年 | 83,547 | 16,105 | 502 | 93,387 | 110,871 | 6,745 | 5,000 | C. Y. 1996 |
| 9年 | 78,768 | 16,113 | 443 | 91,699 | 112,315 | 4,547 | 4,667 | C. Y. 1997 |
| 10年 | 69,642 | 13,412 | 404 | 81,372 | 97,089 | 4,227 | 4,314 | C. Y. 1998 |
| 11年 | 65,938 | 10,949 | 335 | 75,992 | 89,522 | 4,084 | 3,902 | C. Y. 1999 |
| 平成 9年度 | 75,974 | 15,004 | 472 | 88,228 | 106,985 | 4,421 | 4,347 | F. Y. 1997 |
| 10年度 | 68,787 | 13,195 | 356 | 79,593 | 95,114 | 4,434 | 4,775 | F. Y. 1998 |
| 11年 1~3月 | 16,935 | 2,939 | 92 | 18,975 | 22,094 | 1,119 | 4,775 | Q1 1999 |
| 4~6月 | 16,433 | 2,768 | 81 | 19,469 | 22,458 | 999 | 4,232 | Q2 |
| 7~9月 | 16,480 | 2,668 | 81 | 18,972 | 22,356 | 1,023 | 4,086 | Q3 |
| 10~12月 | 16,090 | 2,574 | 81 | 18,576 | 22,614 | 943 | 3,902 | Q4 |
| 11年 1月 | 5,184 | 940 | 28 | 5,859 | 6,707 | 326 | 4,477 | Jan. 1999 |
| 2 | 5,862 | 951 | 37 | 6,298 | 7,380 | 385 | 4,857 | Feb. |
| 3 | 5,889 | 1,048 | 27 | 6,818 | 8,007 | 408 | 4,775 | Mar. |
| 4 | 5,462 | 1,008 | 27 | 6,695 | 7,563 | 326 | 4,477 | Apr. |
| 5 | 5,142 | 884 | 27 | 6,225 | 7,152 | 321 | 4,196 | May. |
| 6 | 5,829 | 876 | 27 | 6,549 | 7,742 | 352 | 4,232 | Jun. |
| 7 | 5,706 | 919 | 27 | 6,539 | 7,491 | 354 | 4,193 | Jul. |
| 8 | 5,175 | 890 | 27 | 6,092 | 7,152 | 339 | 4,069 | Aug. |
| 9 | 5,599 | 859 | 27 | 6,341 | 7,713 | 330 | 4,086 | Sep. |
| 10 | 5,453 | 855 | 27 | 6,241 | 7,377 | 335 | 4,040 | Oct. |
| 11 | 5,472 | 856 | 27 | 6,224 | 7,706 | 311 | 4,002 | Nov. |
| 12 | 5,165 | 863 | 27 | 6,111 | 7,530 | 297 | 3,902 | Dec. |

2. 品目別生産・出荷・在庫統計

2. Production, Shipments and Producer's Inventory (by commodities)

| 強化製品 (その他) (26) Plastic reinforced products (Others) | | (単位: t) (Unit:t) | | | | | | | |
|--|---------------------------------|------------------------------|----------------------------------|-------------------|------------------------------------|------------------------------|--------------------------------|-------------------|------------|
| 年 月 | 生産(t) Production Quantity | 受入(t) Receipt Quantity | 消費(t) Consumption Quantity | 出荷 Shipments | | | 在庫(t) Inventory Quantity | Year and Month | |
| | | | | 販売 Sales | | その他(t) Others Quantity | | | |
| | | | | 数量(t) Quantity | 金額(百万円) Value in Million of Yen | | | | |
| 平成 | 7年 | 10,993 | 1,056 | - | 10,679 | 18,138 | 1,400 | 687 | C. Y. 1995 |
| | 8年 | 11,756 | 786 | - | 10,954 | 20,236 | 1,819 | 789 | C. Y. 1996 |
| | 9年 | 10,611 | 807 | - | 9,800 | 19,646 | 1,709 | 848 | C. Y. 1997 |
| | 10年 | 9,170 | 834 | - | 9,229 | 17,659 | 1,409 | 684 | C. Y. 1998 |
| | 11年 | 9,506 | 971 | - | 8,202 | 16,727 | 2,650 | 671 | C. Y. 1999 |
| 平成 | 9年度 | 10,310 | 849 | - | 10,019 | 19,681 | 1,616 | 613 | F. Y. 1997 |
| | 10年度 | 8,948 | 823 | - | 8,646 | 17,352 | 1,514 | 591 | F. Y. 1998 |
| 11年 | 1~3月 | 2,310 | 212 | - | 2,158 | 4,658 | 558 | 591 | Q1 1999 |
| | 4~6月 | 2,541 | 222 | - | 2,078 | 4,393 | 726 | 651 | Q2 |
| | 7~9月 | 2,460 | 232 | - | 2,031 | 3,983 | 766 | 634 | Q3 |
| | 10~12月 | 2,195 | 305 | - | 1,935 | 3,692 | 600 | 671 | Q4 |
| 11年 | 1月 | 704 | 62 | - | 666 | 1,415 | 127 | 685 | Jan. 1999 |
| | 2 | 736 | 75 | - | 724 | 1,478 | 153 | 662 | Feb. |
| | 3 | 870 | 75 | - | 768 | 1,766 | 278 | 591 | Mar. |
| | 4 | 920 | 80 | - | 773 | 1,729 | 172 | 682 | Apr. |
| | 5 | 729 | 62 | - | 633 | 1,339 | 233 | 661 | May. |
| | 6 | 892 | 80 | - | 672 | 1,326 | 321 | 651 | Jun. |
| | 7 | 954 | 86 | - | 713 | 1,346 | 364 | 642 | Jul. |
| | 8 | 804 | 66 | - | 621 | 1,183 | 191 | 727 | Aug. |
| | 9 | 702 | 80 | - | 697 | 1,454 | 211 | 634 | Sep. |
| | 10 | 753 | 87 | - | 624 | 1,295 | 221 | 642 | Oct. |
| | 11 | 741 | 101 | - | 652 | 1,186 | 208 | 653 | Nov. |
| | 12 | 701 | 117 | - | 659 | 1,211 | 171 | 671 | Dec. |

| その他 (計) (27~30) Other plastic products (Total) | | (単位: t) (Unit:t) | | | | | | | |
|--|---------------------------------|------------------------------|----------------------------------|-------------------|------------------------------------|------------------------------|--------------------------------|-------------------|------------|
| 年 月 | 生産(t) Production Quantity | 受入(t) Receipt Quantity | 消費(t) Consumption Quantity | 出荷 Shipments | | | 在庫(t) Inventory Quantity | Year and Month | |
| | | | | 販売 Sales | | その他(t) Others Quantity | | | |
| | | | | 数量(t) Quantity | 金額(百万円) Value in Million of Yen | | | | |
| 平成 | 7年 | 376,838 | 64,168 | 4,958 | 421,513 | 361,753 | 7,994 | 30,871 | C. Y. 1995 |
| | 8年 | 386,766 | 63,900 | 4,687 | 435,178 | 373,993 | 9,115 | 30,692 | C. Y. 1996 |
| | 9年 | 396,384 | 63,711 | 5,181 | 447,066 | 397,420 | 9,140 | 34,083 | C. Y. 1997 |
| | 10年 | 376,288 | 60,793 | 4,210 | 427,413 | 373,248 | 9,717 | 33,263 | C. Y. 1998 |
| | 11年 | 385,891 | 55,108 | 4,056 | 430,824 | 359,301 | 9,391 | 34,134 | C. Y. 1999 |
| 平成 | 9年度 | 389,450 | 63,646 | 5,057 | 437,331 | 391,955 | 9,317 | 35,738 | F. Y. 1997 |
| | 10年度 | 376,236 | 59,401 | 4,143 | 427,524 | 369,942 | 9,436 | 33,503 | F. Y. 1998 |
| 11年 | 1~3月 | 93,965 | 13,704 | 967 | 105,151 | 88,491 | 2,124 | 33,503 | Q1 1999 |
| | 4~6月 | 95,914 | 13,802 | 979 | 108,281 | 87,339 | 2,484 | 32,094 | Q2 |
| | 7~9月 | 96,054 | 14,360 | 991 | 108,878 | 90,778 | 2,373 | 30,843 | Q3 |
| | 10~12月 | 99,958 | 13,242 | 1,119 | 108,514 | 92,693 | 2,410 | 34,134 | Q4 |
| 11年 | 1月 | 29,403 | 4,375 | 340 | 32,942 | 27,506 | 716 | 33,384 | Jan. 1999 |
| | 2 | 30,671 | 4,435 | 308 | 33,819 | 28,793 | 707 | 33,765 | Feb. |
| | 3 | 33,891 | 4,894 | 319 | 38,390 | 32,192 | 701 | 33,503 | Mar. |
| | 4 | 32,918 | 4,694 | 270 | 37,293 | 29,956 | 971 | 32,853 | Apr. |
| | 5 | 30,633 | 4,390 | 319 | 34,641 | 27,701 | 773 | 32,306 | May. |
| | 6 | 32,363 | 4,718 | 390 | 36,347 | 29,682 | 740 | 32,094 | Jun. |
| | 7 | 32,865 | 4,778 | 367 | 36,925 | 30,637 | 762 | 31,884 | Jul. |
| | 8 | 30,972 | 4,449 | 306 | 35,271 | 29,021 | 772 | 31,201 | Aug. |
| | 9 | 32,217 | 5,133 | 318 | 36,682 | 31,120 | 839 | 30,843 | Sep. |
| | 10 | 32,522 | 4,167 | 376 | 35,608 | 30,116 | 894 | 31,760 | Oct. |
| | 11 | 33,887 | 4,564 | 365 | 36,413 | 31,455 | 752 | 32,681 | Nov. |
| | 12 | 33,549 | 4,511 | 378 | 36,493 | 31,122 | 764 | 34,134 | Dec. |

2. 品目別生産・出荷・在庫統計

2. Production, Shipments and Producer's Inventory (by commodities)

| その他(異形押出製品(建材を除く)) (27) Other plastic products (Deformed extruding products(except for building))(単位:t) (Unit:t) | | | | | | | | | |
|--|---------------------------------|------------------------------|----------------------------------|-------------------|------------------------------------|------------------------------|--------------------------------|-------------------|--|
| 年 月 | 生産(t) Production Quantity | 受入(t) Receipt Quantity | 消費(t) Consumption Quantity | 出荷 Shipments | | | 在庫(t) Inventory Quantity | Year and Month | |
| | | | | 販売 Sales | | その他(t) Others Quantity | | | |
| | | | | 数量(t) Quantity | 金額(百万円) Value in Million of Yen | | | | |
| 平成 7年 | 46,444 | 7,703 | 115 | 52,613 | 47,580 | 34 | 7,235 | C. Y. 1995 | |
| 8年 | 44,745 | 8,229 | 87 | 52,160 | 45,456 | 98 | 7,268 | C. Y. 1996 | |
| 9年 | 42,984 | 8,939 | 99 | 51,011 | 45,377 | 124 | 8,662 | C. Y. 1997 | |
| 10年 | 34,333 | 7,204 | 107 | 41,134 | 38,330 | 49 | 9,178 | C. Y. 1998 | |
| 11年 | 34,249 | 6,350 | 137 | 42,926 | 36,933 | 62 | 7,520 | C. Y. 1999 | |
| 平成 9年度 | 41,270 | 8,888 | 113 | 48,201 | 43,360 | 109 | 9,084 | F. Y. 1997 | |
| 10年度 | 33,614 | 6,734 | 93 | 41,177 | 37,905 | 45 | 9,025 | F. Y. 1998 | |
| 11年 1~3月 | 8,383 | 1,549 | 18 | 10,242 | 8,914 | 17 | 9,025 | Q1 1999 | |
| 4~6月 | 8,182 | 1,512 | 31 | 10,104 | 8,837 | 15 | 8,814 | Q2 | |
| 7~9月 | 8,602 | 1,548 | 32 | 11,031 | 9,411 | 15 | 8,096 | Q3 | |
| 10~12月 | 9,082 | 1,741 | 56 | 11,549 | 9,771 | 15 | 7,520 | Q4 | |
| 11年 1月 | 2,786 | 509 | 7 | 3,415 | 3,006 | 6 | 9,085 | Jan. 1999 | |
| 2 | 2,695 | 510 | 6 | 3,256 | 2,876 | 6 | 9,080 | Feb. | |
| 3 | 2,902 | 530 | 5 | 3,571 | 3,031 | 5 | 9,025 | Mar. | |
| 4 | 2,879 | 550 | 20 | 3,548 | 3,127 | 5 | 8,933 | Apr. | |
| 5 | 2,611 | 512 | 5 | 3,252 | 2,821 | 5 | 8,914 | May. | |
| 6 | 2,692 | 450 | 6 | 3,304 | 2,889 | 5 | 8,814 | Jun. | |
| 7 | 2,927 | 508 | 8 | 3,705 | 3,221 | 5 | 8,559 | Jul. | |
| 8 | 2,879 | 542 | 11 | 3,762 | 3,253 | 5 | 8,353 | Aug. | |
| 9 | 2,796 | 498 | 13 | 3,564 | 2,937 | 5 | 8,096 | Sep. | |
| 10 | 2,970 | 599 | 13 | 3,655 | 3,263 | 5 | 8,045 | Oct. | |
| 11 | 3,167 | 561 | 7 | 4,057 | 3,297 | 5 | 7,776 | Nov. | |
| 12 | 2,945 | 581 | 36 | 3,837 | 3,211 | 5 | 7,520 | Dec. | |
| その他(ホース) (28) Other plastic products (Hoses) (単位:t) (Unit:t) | | | | | | | | | |
| 年 月 | 生産(t) Production Quantity | 受入(t) Receipt Quantity | 消費(t) Consumption Quantity | 出荷 Shipments | | | 在庫(t) Inventory Quantity | Year and Month | |
| | | | | 販売 Sales | | その他(t) Others Quantity | | | |
| | | | | 数量(t) Quantity | 金額(百万円) Value in Million of Yen | | | | |
| 平成 7年 | 55,488 | 16,423 | - | 70,930 | 51,685 | 13 | 3,218 | C. Y. 1995 | |
| 8年 | 56,873 | 16,140 | - | 72,428 | 52,483 | 18 | 3,492 | C. Y. 1996 | |
| 9年 | 53,489 | 16,385 | - | 70,116 | 51,871 | 38 | 3,272 | C. Y. 1997 | |
| 10年 | 45,699 | 16,385 | - | 62,312 | 46,972 | 15 | 2,683 | C. Y. 1998 | |
| 11年 | 46,718 | 12,155 | - | 58,202 | 41,692 | 83 | 3,920 | C. Y. 1999 | |
| 平成 9年度 | 51,607 | 16,462 | - | 68,270 | 50,679 | 37 | 3,233 | F. Y. 1997 | |
| 10年度 | 45,156 | 16,342 | - | 61,599 | 46,333 | 11 | 2,819 | F. Y. 1998 | |
| 11年 1~3月 | 10,986 | 4,088 | - | 14,915 | 11,256 | 3 | 2,819 | Q1 1999 | |
| 4~6月 | 11,770 | 3,984 | - | 15,916 | 11,867 | 7 | 2,304 | Q2 | |
| 7~9月 | 11,415 | 3,950 | - | 15,081 | 11,306 | 11 | 2,516 | Q3 | |
| 10~12月 | 12,547 | 133 | - | 12,290 | 7,263 | 62 | 3,920 | Q4 | |
| 11年 1月 | 3,209 | 1,356 | - | 4,563 | 3,569 | - | 2,679 | Jan. 1999 | |
| 2 | 3,674 | 1,364 | - | 4,887 | 3,710 | 1 | 2,812 | Feb. | |
| 3 | 4,103 | 1,368 | - | 5,465 | 3,977 | 2 | 2,819 | Mar. | |
| 4 | 4,151 | 1,348 | - | 5,492 | 4,037 | 7 | 2,798 | Apr. | |
| 5 | 3,805 | 1,318 | - | 5,292 | 3,955 | - | 2,390 | May. | |
| 6 | 3,814 | 1,318 | - | 5,132 | 3,875 | - | 2,304 | Jun. | |
| 7 | 3,996 | 1,316 | - | 5,061 | 3,620 | 1 | 2,533 | Jul. | |
| 8 | 3,871 | 1,316 | - | 5,339 | 3,970 | - | 2,362 | Aug. | |
| 9 | 3,548 | 1,318 | - | 4,681 | 3,717 | 10 | 2,516 | Sep. | |
| 10 | 4,131 | 46 | - | 4,207 | 2,498 | 9 | 3,546 | Oct. | |
| 11 | 4,210 | 45 | - | 4,078 | 2,436 | 32 | 3,692 | Nov. | |
| 12 | 4,206 | 42 | - | 4,005 | 2,329 | 21 | 3,920 | Dec. | |

2. 品目別生産・出荷・在庫統計

2. Production, Shipments and Producer's Inventory (by commodities)

| その他 (ディスクレコード) (29) Other plastic products (Disk records) | | (単位: t) (Unit:t) | | | | | | |
|---|---------------------------------|------------------------------|----------------------------------|-------------------|------------------------------------|------------------------------|--------------------------------|-------------------|
| 年 月 | 生産(t) Production Quantity | 受入(t) Receipt Quantity | 消費(t) Consumption Quantity | 出荷 Shipments | | | 在庫(t) Inventory Quantity | Year and Month |
| | | | | 販売 Sales | | その他(t) Others Quantity | | |
| | | | | 数量(t) Quantity | 金額(百万円) Value in Million of Yen | | | |
| 平成 7年 | 10,108 | 20,318 | - | 29,577 | 94,653 | - | 2,255 | C. Y. 1995 |
| 8年 | 12,122 | 22,106 | - | 34,303 | 104,173 | - | 2,826 | C. Y. 1996 |
| 9年 | 13,010 | 23,198 | - | 36,257 | 101,606 | - | 2,786 | C. Y. 1997 |
| 10年 | 13,732 | 20,128 | - | 35,103 | 96,840 | - | 1,465 | C. Y. 1998 |
| 11年 | 13,485 | 17,838 | - | 31,131 | 90,625 | - | 2,495 | C. Y. 1999 |
| 平成 9年度 | 13,878 | 22,621 | - | 36,051 | 100,873 | - | 2,607 | F. Y. 1997 |
| 10年度 | 12,995 | 19,085 | - | 33,498 | 95,058 | - | 1,112 | F. Y. 1998 |
| 11年 1~3月 | 3,415 | 3,890 | - | 7,676 | 22,733 | - | 1,112 | Q1 1999 |
| 4~6月 | 3,053 | 3,655 | - | 6,919 | 19,628 | - | 895 | Q2 |
| 7~9月 | 3,369 | 4,220 | - | 7,753 | 22,152 | - | 742 | Q3 |
| 10~12月 | 3,648 | 6,073 | - | 8,783 | 26,111 | - | 2,495 | Q4 |
| 11年 1月 | 945 | 1,165 | - | 2,216 | 6,331 | - | 1,360 | Jan. 1999 |
| 2 | 1,134 | 1,245 | - | 2,401 | 7,557 | - | 1,342 | Feb. |
| 3 | 1,336 | 1,480 | - | 3,059 | 8,846 | - | 1,112 | Mar. |
| 4 | 1,005 | 1,257 | - | 2,424 | 6,759 | - | 938 | Apr. |
| 5 | 940 | 1,008 | - | 2,095 | 6,026 | - | 797 | May. |
| 6 | 1,108 | 1,390 | - | 2,400 | 6,843 | - | 895 | Jun. |
| 7 | 1,157 | 1,245 | - | 2,601 | 7,395 | - | 702 | Jul. |
| 8 | 1,039 | 1,238 | - | 2,358 | 6,574 | - | 627 | Aug. |
| 9 | 1,173 | 1,737 | - | 2,794 | 8,184 | - | 742 | Sep. |
| 10 | 1,134 | 1,890 | - | 2,704 | 8,087 | - | 1,074 | Oct. |
| 11 | 1,280 | 2,159 | - | 2,819 | 8,792 | - | 1,690 | Nov. |
| 12 | 1,234 | 2,024 | - | 3,260 | 9,233 | - | 2,495 | Dec. |

| その他 (その他) (30) Other plastic products (Others) | | (単位: t) (Unit:t) | | | | | | |
|--|---------------------------------|------------------------------|----------------------------------|-------------------|------------------------------------|------------------------------|--------------------------------|-------------------|
| 年 月 | 生産(t) Production Quantity | 受入(t) Receipt Quantity | 消費(t) Consumption Quantity | 出荷 Shipments | | | 在庫(t) Inventory Quantity | Year and Month |
| | | | | 販売 Sales | | その他(t) Others Quantity | | |
| | | | | 数量(t) Quantity | 金額(百万円) Value in Million of Yen | | | |
| 平成 7年 | 264,798 | 19,724 | 4,843 | 268,393 | 167,835 | 7,947 | 18,163 | C. Y. 1995 |
| 8年 | 273,026 | 17,425 | 4,600 | 276,287 | 171,881 | 8,999 | 17,106 | C. Y. 1996 |
| 9年 | 286,901 | 15,189 | 5,082 | 289,682 | 198,565 | 8,978 | 19,363 | C. Y. 1997 |
| 10年 | 282,524 | 17,076 | 4,103 | 288,864 | 191,106 | 9,653 | 19,937 | C. Y. 1998 |
| 11年 | 291,439 | 18,765 | 3,919 | 298,565 | 190,051 | 9,246 | 20,199 | C. Y. 1999 |
| 平成 9年度 | 282,695 | 15,675 | 4,944 | 284,809 | 197,044 | 9,171 | 20,814 | F. Y. 1997 |
| 10年度 | 284,471 | 17,240 | 4,050 | 291,250 | 190,646 | 9,380 | 20,547 | F. Y. 1998 |
| 11年 1~3月 | 71,181 | 4,177 | 949 | 72,318 | 45,588 | 2,104 | 20,547 | Q1 1999 |
| 4~6月 | 72,909 | 4,651 | 948 | 75,342 | 47,008 | 2,462 | 20,081 | Q2 |
| 7~9月 | 72,668 | 4,642 | 959 | 75,013 | 47,908 | 2,347 | 19,489 | Q3 |
| 10~12月 | 74,681 | 5,295 | 1,063 | 75,892 | 49,547 | 2,333 | 20,199 | Q4 |
| 11年 1月 | 22,463 | 1,345 | 333 | 22,748 | 14,600 | 710 | 20,260 | Jan. 1999 |
| 2 | 23,168 | 1,316 | 302 | 23,275 | 14,651 | 700 | 20,531 | Feb. |
| 3 | 25,550 | 1,516 | 314 | 26,295 | 16,337 | 694 | 20,547 | Mar. |
| 4 | 24,883 | 1,539 | 250 | 25,829 | 16,034 | 959 | 20,184 | Apr. |
| 5 | 23,277 | 1,552 | 314 | 24,002 | 14,899 | 768 | 20,205 | May. |
| 6 | 24,749 | 1,560 | 384 | 25,511 | 16,075 | 735 | 20,081 | Jun. |
| 7 | 24,785 | 1,709 | 359 | 25,558 | 16,402 | 756 | 20,090 | Jul. |
| 8 | 23,183 | 1,353 | 295 | 23,812 | 15,224 | 767 | 19,859 | Aug. |
| 9 | 24,700 | 1,580 | 305 | 25,643 | 16,283 | 824 | 19,489 | Sep. |
| 10 | 24,287 | 1,632 | 363 | 25,042 | 16,268 | 880 | 19,095 | Oct. |
| 11 | 25,230 | 1,799 | 358 | 25,459 | 16,931 | 715 | 19,523 | Nov. |
| 12 | 25,164 | 1,864 | 342 | 25,391 | 16,348 | 738 | 20,199 | Dec. |

2. 品目別生産・出荷・在庫統計

2. Production, Shipments and Producer's Inventory (by commodities)

(特掲) 浴槽 (31) (inserted specially) Bathtub.

(単位:個) (Unit:number value)

| 年 月 | 生産(t) Production Quantity | 受入(t) Receipt Quantity | 消費(t) Consumption Quantity | 出荷 Shipments | | | 在庫(t) Inventory Quantity | Year and Month |
|----------|---------------------------------|------------------------------|----------------------------------|-------------------|------------------------------------|------------------------------|--------------------------------|-------------------|
| | | | | 販売 Sales | | その他(t) Others Quantity | | |
| | | | | 数量(t) Quantity | 金額(百万円) Value in Million of Yen | | | |
| 平成 7年 | 962,061 | 48,614 | - | 973,131 | 52,647 | 55,732 | 71,285 | C. Y. 1995 |
| 8年 | 1,000,587 | 65,658 | - | 1,031,461 | 54,064 | 53,703 | 64,976 | C. Y. 1996 |
| 9年 | 961,653 | 76,809 | - | 1,038,223 | 50,740 | 9,068 | 66,184 | C. Y. 1997 |
| 10年 | 838,702 | 51,354 | - | 898,952 | 41,521 | 12,314 | 55,559 | C. Y. 1998 |
| 11年 | 714,565 | 62,597 | - | 767,319 | 37,190 | 17,512 | 51,454 | C. Y. 1999 |
| 平成 9年度 | 908,806 | 68,178 | - | 980,642 | 46,850 | 9,403 | 62,614 | F. Y. 1997 |
| 10年度 | 811,123 | 54,703 | - | 873,251 | 40,789 | 12,354 | 50,350 | F. Y. 1998 |
| 11年 1~3月 | 176,314 | 15,217 | - | 193,662 | 8,917 | 2,442 | 50,350 | Q1 1999 |
| 4~6月 | 183,777 | 15,987 | - | 193,916 | 9,144 | 4,275 | 53,646 | Q2 |
| 7~9月 | 173,631 | 16,033 | - | 186,769 | 9,422 | 5,393 | 52,662 | Q3 |
| 10~12月 | 180,843 | 15,360 | - | 192,972 | 9,707 | 5,402 | 51,454 | Q4 |
| 11年 1月 | 57,941 | 5,025 | - | 63,512 | 2,785 | 719 | 52,515 | Jan. 1999 |
| 2 | 61,062 | 4,933 | - | 67,675 | 3,126 | 940 | 50,477 | Feb. |
| 3 | 57,311 | 5,259 | - | 62,475 | 3,007 | 783 | 50,350 | Mar. |
| 4 | 62,046 | 5,560 | - | 68,634 | 3,018 | 1,347 | 48,581 | Apr. |
| 5 | 59,657 | 5,332 | - | 61,461 | 2,968 | 1,199 | 51,311 | May. |
| 6 | 62,074 | 5,095 | - | 63,821 | 3,157 | 1,729 | 53,646 | Jun. |
| 7 | 59,872 | 5,385 | - | 63,142 | 3,227 | 1,675 | 54,502 | Jul. |
| 8 | 56,065 | 5,261 | - | 62,047 | 3,066 | 1,761 | 52,536 | Aug. |
| 9 | 57,694 | 5,387 | - | 61,580 | 3,129 | 1,957 | 52,662 | Sep. |
| 10 | 61,758 | 5,125 | - | 64,982 | 3,266 | 1,865 | 53,154 | Oct. |
| 11 | 60,042 | 4,994 | - | 64,030 | 3,263 | 1,634 | 53,336 | Nov. |
| 12 | 59,043 | 5,241 | - | 63,960 | 3,179 | 1,903 | 51,454 | Dec. |

(特掲) 浄化槽 (32) (inserted specially) Septic tank.

(単位:個) (Unit:number value)

| 年 月 | 生産(t) Production Quantity | 受入(t) Receipt Quantity | 消費(t) Consumption Quantity | 出荷 Shipments | | | 在庫(t) Inventory Quantity | Year and Month |
|----------|---------------------------------|------------------------------|----------------------------------|-------------------|------------------------------------|------------------------------|--------------------------------|-------------------|
| | | | | 販売 Sales | | その他(t) Others Quantity | | |
| | | | | 数量(t) Quantity | 金額(百万円) Value in Million of Yen | | | |
| 平成 7年 | 165,599 | 107,321 | - | 234,334 | 21,548 | 40,825 | 12,797 | C. Y. 1995 |
| 8年 | 163,510 | 103,714 | - | 239,086 | 23,690 | 31,021 | 10,093 | C. Y. 1996 |
| 9年 | 156,163 | 101,410 | - | 228,344 | 24,157 | 27,255 | 13,675 | C. Y. 1997 |
| 10年 | 161,115 | 88,719 | - | 225,418 | 24,866 | 23,327 | 17,358 | C. Y. 1998 |
| 11年 | 128,182 | 76,256 | - | 198,260 | 25,326 | 13,268 | 12,876 | C. Y. 1999 |
| 平成 9年度 | 148,148 | 92,794 | - | 214,558 | 23,253 | 25,559 | 12,957 | F. Y. 1997 |
| 10年度 | 179,899 | 92,812 | - | 237,160 | 25,584 | 25,767 | 25,345 | F. Y. 1998 |
| 11年 1~3月 | 50,620 | 22,644 | - | 58,959 | 6,174 | 6,969 | 25,345 | Q1 1999 |
| 4~6月 | 30,039 | 19,927 | - | 57,740 | 6,645 | 2,506 | 15,720 | Q2 |
| 7~9月 | 25,716 | 17,889 | - | 43,385 | 6,443 | 2,053 | 14,538 | Q3 |
| 10~12月 | 21,807 | 15,796 | - | 38,176 | 6,064 | 1,740 | 12,876 | Q4 |
| 11年 1月 | 13,547 | 7,122 | - | 16,675 | 1,731 | 1,640 | 19,929 | Jan. 1999 |
| 2 | 16,859 | 7,055 | - | 17,253 | 1,917 | 2,418 | 24,389 | Feb. |
| 3 | 20,214 | 8,467 | - | 25,031 | 2,526 | 2,911 | 25,345 | Mar. |
| 4 | 10,979 | 7,935 | - | 25,143 | 2,290 | 683 | 18,653 | Apr. |
| 5 | 9,331 | 6,015 | - | 16,982 | 2,119 | 1,027 | 16,208 | May. |
| 6 | 9,729 | 5,977 | - | 15,615 | 2,236 | 796 | 15,720 | Jun. |
| 7 | 9,599 | 6,308 | - | 15,598 | 2,130 | 705 | 15,541 | Jul. |
| 8 | 7,917 | 6,124 | - | 13,635 | 1,988 | 676 | 15,488 | Aug. |
| 9 | 8,200 | 5,457 | - | 14,152 | 2,325 | 672 | 14,538 | Sep. |
| 10 | 6,862 | 5,064 | - | 12,683 | 1,964 | 662 | 13,336 | Oct. |
| 11 | 7,558 | 5,414 | - | 13,057 | 2,153 | 598 | 12,870 | Nov. |
| 12 | 7,387 | 5,318 | - | 12,436 | 1,947 | 480 | 12,876 | Dec. |

| 生産(Production) | | フィルム Plastic film | | | | | | | |
|----------------|---------|------------------------|------------|-------------------------|------------------------|---------------------|-----------------------|-------------------|---------|
| 通産局別 Group | 都道府県別 | 合計 Production Total | 計 Total | 軟質製品 Soft plastic goods | | | | | |
| | | | | 計 Total | 農業用 for agriculture | 包装用 for packages | ラミネート for laminate | その他 for others | |
| 全 | 国 | 計 | 6,048,697 | 1,995,909 | 1,648,460 | 126,165 | 1,174,057 | 129,114 | 219,124 |
| 北 | 海 | 道 | 60,323 | 32,279 | 31,751 | - | 31,146 | 605 | - |
| 東北 Tohoku | 計 | 158,295 | 40,526 | 39,694 | - | 39,694 | - | - | |
| | 青森 | 11,647 | 612 | 612 | - | 612 | - | - | |
| | 岩手 | 14,202 | - | - | - | - | - | - | |
| | 宮城 | 65,543 | 25,735 | 25,735 | - | 25,735 | - | - | |
| | 秋田 | 4,845 | 832 | - | - | - | - | - | |
| | 山形 | 18,740 | - | - | - | - | - | - | |
| | 福島 | 43,318 | 13,347 | 13,347 | - | 13,347 | - | - | |
| 関東 Kanto | 計 | 2,570,631 | 757,037 | 618,327 | 68,362 | 442,117 | 44,047 | 63,801 | |
| | 茨城 | 482,468 | 191,965 | 187,613 | 39,071 | 134,338 | - | 14,204 | |
| | 栃木 | 250,477 | 48,482 | 27,751 | 1,886 | 13,841 | - | 12,024 | |
| | 群馬 | 185,876 | 26,424 | 26,424 | - | 26,372 | 52 | - | |
| | 埼玉 | 490,365 | 175,113 | 124,104 | 6,257 | 80,206 | 12,419 | 25,222 | |
| | 千葉 | 216,406 | 60,405 | 52,286 | - | 38,072 | 9,296 | 4,918 | |
| | 東京 | 82,967 | 17,668 | 17,459 | - | 16,121 | - | 1,338 | |
| | 神奈川 | 296,930 | 51,508 | 48,784 | 428 | 26,076 | 22,280 | - | |
| | 新潟 | 50,431 | 28,736 | 21,603 | 7,920 | 13,683 | - | - | |
| | 山梨 | 53,792 | 18,222 | 213 | - | - | - | 213 | |
| 長野 | 98,123 | 23,161 | 23,161 | - | 23,161 | - | - | | |
| 静岡 | 362,796 | 115,353 | 88,929 | 12,800 | 70,247 | - | 5,882 | | |
| 中部 Chubu | 計 | 1,001,022 | 365,861 | 283,986 | 14,508 | 108,967 | 41,294 | 119,217 | |
| | 富山 | 93,520 | 19,426 | 12,650 | - | 5,748 | - | 6,902 | |
| | 石川 | 34,220 | - | - | - | - | - | - | |
| | 岐阜 | 205,143 | 83,414 | 71,389 | - | 1,309 | 104 | 69,976 | |
| | 愛知 | 566,142 | 205,985 | 176,501 | 14,504 | 88,113 | 40,758 | 33,126 | |
| | 三重 | 101,997 | 57,036 | 23,446 | 4 | 13,797 | 432 | 9,213 | |
| 近畿 Kinki | 計 | 1,406,770 | 385,757 | 307,456 | 19,515 | 230,732 | 26,341 | 30,868 | |
| | 福井 | 57,905 | 8,171 | 8,171 | - | 8,171 | - | - | |
| | 滋賀 | 554,104 | 226,424 | 153,559 | 19,515 | 118,216 | - | 15,828 | |
| | 京都 | 67,230 | 42,935 | 42,935 | - | 42,935 | - | - | |
| | 大阪 | 373,421 | 55,502 | 51,586 | - | 34,284 | 10,277 | 7,025 | |
| | 兵庫 | 231,788 | 39,645 | 38,125 | - | 27,126 | 3,392 | 7,607 | |
| | 奈良 | 103,627 | 13,080 | 13,080 | - | - | 12,672 | 408 | |
| | 和歌山 | 18,695 | - | - | - | - | - | - | |
| 中国 Chugoku | 計 | 364,978 | 144,096 | 106,759 | 4,816 | 80,843 | 16,827 | 4,273 | |
| | 鳥取 | X | X | X | X | X | X | X | |
| | 島根 | X | X | X | X | X | X | X | |
| | 岡山 | 141,960 | 46,987 | 31,889 | 362 | 19,767 | 11,760 | - | |
| | 広島 | 120,906 | 58,055 | 35,816 | 2,550 | 25,357 | 5,067 | 2,842 | |
| 山口 | 92,449 | 39,054 | 39,054 | 1,904 | 35,719 | - | 1,431 | | |
| 四国 Shikoku | 計 | 202,483 | 152,414 | 151,409 | 675 | 149,943 | - | 791 | |
| | 徳島 | X | X | X | X | X | X | X | |
| | 香川 | 75,895 | 67,771 | 67,771 | 675 | 67,096 | - | - | |
| | 愛媛 | 99,770 | 83,638 | 83,638 | - | 82,847 | - | 791 | |
| | 高知 | X | X | X | X | X | X | X | |
| 九州 Kyusyu | 計 | 279,897 | 115,662 | 106,801 | 18,289 | 88,338 | - | 174 | |
| | 福岡 | 65,393 | 35,793 | 34,482 | 1,253 | 33,229 | - | - | |
| | 佐賀 | 43,230 | - | - | - | - | - | - | |
| | 長崎 | X | X | X | X | X | X | X | |
| | 熊本 | 62,656 | 37,736 | 36,178 | 15,042 | 20,962 | - | 174 | |
| | 大分 | 32,170 | 26,605 | 20,613 | - | 20,613 | - | - | |
| | 宮崎 | 62,187 | 8,719 | 8,719 | - | 8,719 | - | - | |
| 鹿児島 | X | X | X | X | X | X | X | | |
| 沖 | 縄 | 4,298 | 2,277 | 2,277 | - | 2,277 | - | - | |

生産統計
by Prefectures

(単位: t) (Unit: t)

| 硬質製品 Hard plastic goods | シート Plastic sheets | 板 Plastic plates | | | 合成皮革 Plastic synthetic leathers(supported sheets) | Prefectures |
|----------------------------|-----------------------|------------------|---------------------------|---------------------------|--|-------------|
| | | 計 Total | 平板 Plastic flat plates | 波板 Plastic wave plates | | |
| 347,449 | 336,414 | 151,842 | 109,589 | 42,253 | 78,422 | Japan Total |
| 528 | - | 835 | 835 | - | - | Hokkaido |
| 832 | 431 | - | - | - | 2,323 | Total |
| - | - | - | - | - | - | Aomori |
| - | - | - | - | - | - | Iwate |
| - | 431 | - | - | - | 2,323 | Miyagi |
| 832 | - | - | - | - | - | Akita |
| - | - | - | - | - | - | Yamagata |
| - | - | - | - | - | - | Fukushima |
| 138,710 | 200,655 | 80,608 | 60,912 | 19,696 | 42,495 | Total |
| 4,352 | 102,733 | 9,210 | 4,230 | 4,980 | 6,436 | Ibaraki |
| 20,731 | 714 | 21,274 | 18,610 | 2,664 | 4,672 | Tochigi |
| - | 24,577 | 13,618 | 13,618 | - | - | Gunma |
| 51,009 | 19,733 | 6,968 | 777 | 6,191 | 4,361 | Saitama |
| 8,119 | 21,285 | 3,480 | - | 3,480 | - | Chiba |
| 209 | 1,543 | 629 | 629 | - | - | Tokyo |
| 2,724 | 1,065 | 18,437 | 18,437 | - | - | Kanagawa |
| 7,133 | - | - | - | - | - | Nigata |
| 18,009 | - | - | - | - | 7,219 | Yamanashi |
| - | - | 785 | - | 785 | - | Nagano |
| 26,424 | 29,005 | 6,207 | 4,611 | 1,596 | 19,807 | Shizuoka |
| 81,875 | 13,423 | 4,209 | 4,209 | - | 10,048 | Total |
| 6,776 | 5,938 | - | - | - | - | Toyama |
| - | - | - | - | - | 3,545 | Ishikawa |
| 12,025 | 5,522 | 246 | 246 | - | - | Gifu |
| 29,484 | 1,963 | 3,963 | 3,963 | - | 6,503 | Aichi |
| 33,590 | - | - | - | - | - | Mie |
| 78,301 | 103,776 | 64,844 | 42,444 | 22,400 | 5,278 | Total |
| - | - | - | - | - | - | Fukui |
| 72,865 | 27,523 | 23,836 | 17,677 | 6,159 | - | Shiga |
| - | 8,873 | - | - | - | 277 | Kyoto |
| 3,916 | 23,356 | 10,591 | 8,958 | 1,633 | 3,153 | Osaka |
| 1,520 | 40,988 | 30,417 | 15,809 | 14,608 | - | Hyogo |
| - | 3,036 | - | - | - | 1,848 | Nara |
| - | - | - | - | - | - | Wakayama |
| 37,337 | 142 | 12 | 12 | - | 14,275 | Total |
| X | X | X | X | X | X | Tottori |
| X | X | X | X | X | X | Shimane |
| 15,098 | 142 | - | - | - | 7,034 | Okayama |
| 22,239 | - | 12 | 12 | - | 1,606 | Hiroshima |
| - | - | - | - | - | 2,353 | Yamaguchi |
| 1,005 | 10,789 | 1,334 | 1,177 | 157 | 4,003 | Total |
| X | X | X | X | X | X | Tokushima |
| - | 736 | - | - | - | - | Kagawa |
| - | 2,230 | 1,334 | 1,177 | 157 | 367 | Ehime |
| X | X | X | X | X | X | Kochi |
| 8,861 | 7,198 | - | - | - | - | Total |
| 1,311 | - | - | - | - | - | Fukuoka |
| - | - | - | - | - | - | Saga |
| X | X | X | X | X | X | Nagasaki |
| 1,558 | 7,198 | - | - | - | - | Kumamoto |
| 5,992 | - | - | - | - | - | Oita |
| - | - | - | - | - | - | Miyazaki |
| X | X | X | X | X | X | Kagoshima |
| - | - | - | - | - | - | Okinawa |

生産～つづき (Production～continued)

| 通産局別 Group | 都道府県別 | パイプ・継手 Plastic pipes and Plastic pipe fittings | 機械器具部品 (照明用品を含む。) Plastic products for machine tools and equipment parts | 日用品・雑貨 Plastic products for daily necessities and miscellaneous goods | 計 Total | 容器 Plastic containers | |
|----------------|----------------|---|--|--|-------------------------|---|---------------------------------|
| | | | | | | 中空成形容器 Plastic containers blow-molding | その他 Plastic containers n.e.s |
| 全 国 計 | | 753,396 | 779,780 | 349,954 | 442,894 | 364,524 | 78,370 |
| 北 海 道 | | 15,238 | 196 | 466 | 250 | 250 | - |
| 東 北 Tohoku | 計 | 2,867 | 28,148 | 48,027 | 5,220 | 1,285 | 3,935 |
| | 青森 | - | 253 | 5,700 | - | - | - |
| | 岩手 | - | 2,839 | - | 182 | 94 | 88 |
| | 宮城 | 2,867 | 6,445 | 18,953 | - | - | - |
| | 秋田 | - | 795 | 12 | 3,206 | - | 3,206 |
| | 山形 福島 | - | 4,020 13,796 | 13,988 9,374 | - 1,832 | - 1,191 | - 641 |
| 関 東 Kanto | 計 | 325,655 | 300,291 | 85,309 | 245,222 | 213,823 | 31,399 |
| | 茨城 | 13,379 | 13,870 | 8,354 | 43,346 | 40,073 | 3,273 |
| | 栃木 | 34,242 | 27,149 | 8,163 | 26,580 | 24,078 | 2,502 |
| | 群馬 | 54,701 | 40,072 | 9,949 | 8,693 | 3,856 | 4,837 |
| | 埼玉 | 57,553 | 22,211 | 17,581 | 69,609 | 69,417 | 192 |
| | 千葉 | 37,770 | 2,266 | 7,035 | 46,148 | 41,752 | 4,396 |
| | 東京 | 24,194 | 18,505 | 3,024 | 1,402 | - | 1,402 |
| | 神奈川 | 80,659 | 43,306 | 4,825 | 30,660 | 28,697 | 1,963 |
| | 新潟 | 331 | 4,663 | 4,718 | 3,470 | - | 3,470 |
| | 山梨 長野 静岡 | 5,779 11,071 5,976 | 3,873 14,960 109,416 | 5,283 6,294 10,083 | 1,763 9,640 3,911 | 1,763 336 3,851 | - 9,304 60 |
| 中 部 Chubu | 計 | 93,453 | 244,909 | 77,320 | 43,754 | 30,647 | 13,107 |
| | 富山 | 20 | 18,494 | 23,231 | 3,757 | 173 | 3,584 |
| | 石川 | - | 4,394 | - | 1,827 | 1,827 | - |
| | 岐阜 | 17,344 | 28,152 | 13,137 | 17,530 | 8,100 | 9,430 |
| | 愛知 三重 | 76,089 - | 167,980 25,889 | 40,453 499 | 20,564 76 | 20,547 - | 17 76 |
| 近 畿 Kinki | 計 | 207,006 | 140,361 | 98,346 | 101,818 | 87,958 | 13,860 |
| | 福井 | 18,048 | 504 | 1,552 | 696 | 696 | - |
| | 滋賀 | 105,087 | 48,456 | 19,689 | 20,073 | 17,735 | 2,338 |
| | 京都 | - | 7,977 | 59 | 5,899 | 5,647 | 252 |
| | 大阪 | 80,531 | 70,784 | 16,842 | 58,475 | 56,170 | 2,305 |
| | 兵庫 | 3,220 | 8,754 | 3,092 | 8,836 | 5,202 | 3,634 |
| | 奈良 和歌山 | - 120 | 3,430 456 | 40,579 16,533 | 6,268 1,571 | 937 1,571 | 5,331 - |
| 中 国 Chugoku | 計 | 30,984 | 42,793 | 16,604 | 24,898 | 21,568 | 3,330 |
| | 鳥取 | X | X | X | X | X | X |
| | 島根 | X | X | X | X | X | X |
| | 岡山 | - | 15,707 | 7,483 | 1,797 | - | 1,797 |
| | 広島 山口 | 7,435 23,549 | 12,428 10,220 | 2,617 6,504 | 21,639 1,462 | 21,568 - | 71 1,462 |
| 四 国 Shikoku | 計 | 1,596 | 6,977 | 4,278 | 240 | 240 | - |
| | 徳島 | X | X | X | X | X | X |
| | 香川 | - | 3,017 | 1,556 | - | - | - |
| | 愛媛 高知 | 1,596 X | 3,664 X | 2,722 X | - X | - X | - X |
| 九 州 Kyusyu | 計 | 74,589 | 16,105 | 19,604 | 21,492 | 8,753 | 12,739 |
| | 福岡 | - | 7,222 | 3,328 | 12,599 | 6,782 | 5,817 |
| | 佐賀 | 21,717 | 661 | 10,778 | 3,282 | 1,584 | 1,698 |
| | 長崎 | X | X | X | X | X | X |
| | 熊本 | 1,855 | 3,346 | 1,391 | 2,391 | 261 | 2,130 |
| | 大分 | - | 3,837 | 706 | 126 | 126 | - |
| | 宮崎 鹿児島 | 51,017 X | 706 X | - X | 592 X | - X | 592 X |
| 沖 縄 | 2,008 | - | - | - | - | - | |

生産統計（つづき）
by Prefectures

（単位：t）（Unit:t）

| 計 Total | 建材 Plastic material for building(construction) | | | 発泡製品 Plastic foam products | | Prefectures |
|------------|--|------------------------|---------------|----------------------------|---------------------------|-------------|
| | 雨どい及び同付属品 Rainwater pipe and attachment | 床材料 Floor materials | その他 Others | 計 Total | 板物 Plastic foam plates | |
| 312,327 | 37,146 | 137,406 | 137,775 | 377,562 | 93,953 | Japan Total |
| 1,979 | - | - | 1,979 | 8,310 | 4,369 | Hokkaido |
| 8,139 | - | - | 8,139 | 17,934 | 947 | Total |
| - | - | - | - | 5,048 | 134 | Aomori |
| 6,486 | - | - | 6,486 | 3,884 | 166 | Iwate |
| 1,653 | - | - | 1,653 | 5,631 | 181 | Miyagi |
| - | - | - | - | - | - | Akita |
| - | - | - | - | 732 | 195 | Yamagata |
| - | - | - | - | 2,639 | 271 | Fukushima |
| 191,077 | 15,614 | 89,054 | 86,409 | 162,576 | 43,333 | Total |
| 33,198 | - | 20,382 | 12,816 | 48,249 | 9,758 | Ibaraki |
| - | - | - | - | 55,719 | 21,524 | Tochigi |
| 624 | - | 624 | - | 4,068 | 3,128 | Gunma |
| 59,891 | 11,323 | 39,318 | 9,250 | 13,471 | 226 | Saitama |
| 20,706 | 4,291 | 8,535 | 7,880 | 7,432 | - | Chiba |
| 12,268 | - | 3,918 | 8,350 | 3,345 | 579 | Tokyo |
| 17,029 | - | 16,277 | 752 | 23,504 | 6,250 | Kanagawa |
| - | - | - | - | 555 | 90 | Nigata |
| 5,348 | - | - | 5,348 | 1,358 | 1,358 | Yamanashi |
| - | - | - | - | 2,876 | 323 | Nagano |
| 42,013 | - | - | 42,013 | 1,999 | 97 | Shizuoka |
| 9,842 | - | 67 | 9,775 | 36,021 | 5,340 | Total |
| 5,843 | - | - | 5,843 | 724 | 338 | Toyama |
| - | - | - | - | - | - | Ishikawa |
| 748 | - | - | 748 | 10,700 | - | Gifu |
| 3,251 | - | 67 | 3,184 | 21,720 | 5,002 | Aichi |
| - | - | - | - | 2,877 | - | Mie |
| 79,471 | 19,908 | 39,844 | 19,719 | 123,394 | 30,354 | Total |
| 2,087 | 940 | - | 1,147 | 7,176 | 952 | Fukui |
| 36,603 | 16,347 | 11,836 | 8,420 | 10,858 | 6,061 | Shiga |
| - | - | - | - | - | - | Kyoto |
| 9,111 | - | - | 9,111 | 24,203 | 7,395 | Osaka |
| 30,940 | 2,621 | 28,008 | 311 | 55,771 | 14,426 | Hyogo |
| 730 | - | - | 730 | 25,386 | 1,520 | Nara |
| - | - | - | - | - | - | Wakayama |
| 9,005 | 210 | 8,441 | 354 | 16,099 | 9,176 | Total |
| X | X | X | X | X | X | Tottori |
| X | X | X | X | X | X | Shimane |
| - | - | - | - | 7,918 | 7,918 | Okayama |
| 9,005 | 210 | 8,441 | 354 | 4,485 | 443 | Hiroshima |
| - | - | - | - | 1,753 | 173 | Yamaguchi |
| 11,400 | - | - | 11,400 | 2,008 | - | Total |
| X | X | X | X | X | X | Tokushima |
| 2,262 | - | - | 2,262 | - | - | Kagawa |
| - | - | - | - | 110 | - | Ehime |
| X | X | X | X | X | X | Kochi |
| 1,414 | 1,414 | - | - | 11,220 | 434 | Total |
| - | - | - | - | 2,558 | 323 | Fukuoka |
| - | - | - | - | 6,792 | - | Saga |
| X | X | X | X | X | X | Nagasaki |
| 1,414 | 1,414 | - | - | 822 | - | Kumamoto |
| - | - | - | - | 296 | 111 | Oita |
| - | - | - | - | 339 | - | Miyazaki |
| X | X | X | X | X | X | Kagoshima |
| - | - | - | - | - | - | Okinawa |

生産～つづき (Production～continued)

| 通産局別 Group | 都道府県別 | 発泡製品 Plastic foam products | | 計 Total | 強化製品 Plastic reinforced products | | |
|---------------|-------|----------------------------|---------------|------------|----------------------------------|-------------------------------|---------------|
| | | 型物 Plastic foam mold | その他 Others | | 板物 Plastic reinforced plates | 型物 Plastic reinforced mold | その他 Others |
| 全国計 | | 80,102 | 203,507 | 84,306 | 8,862 | 65,938 | 9,506 |
| 北海道 | | 2,829 | 1,112 | 770 | - | 568 | 202 |
| 東北 Tohoku | 計 | 15,462 | 1,525 | 2,848 | 2,330 | 441 | 77 |
| | 青森 | 4,225 | 689 | 17 | - | - | 17 |
| | 岩手 | 3,718 | - | 501 | - | 441 | 60 |
| | 宮城 | 5,450 | - | - | - | - | - |
| | 秋田 | - | - | - | - | - | - |
| | 山形 | 537 | - | - | - | - | - |
| | 福島 | 1,532 | 836 | 2,330 | 2,330 | - | - |
| 関東 Kanto | 計 | 19,514 | 99,729 | 29,311 | 1,196 | 26,916 | 1,199 |
| | 茨城 | 5,223 | 33,268 | 6,116 | - | 5,768 | 348 |
| | 栃木 | 6,744 | 27,451 | 408 | - | 234 | 174 |
| | 群馬 | 940 | - | 21 | - | 21 | - |
| | 埼玉 | 336 | 12,909 | 6,830 | - | 6,830 | - |
| | 千葉 | - | 7,432 | 595 | - | 487 | 108 |
| | 東京 | 2,567 | 199 | 79 | - | 71 | 8 |
| | 神奈川 | - | 17,254 | 6,976 | 610 | 6,318 | 48 |
| | 新潟 | 465 | - | 868 | 586 | - | 282 |
| | 山梨 | - | - | 1,762 | - | 1,709 | 53 |
| | 長野 | 1,337 | 1,216 | - | - | - | - |
| 静岡 | 1,902 | - | 5,656 | - | 5,478 | 178 | |
| 中部 Chubu | 計 | 17,211 | 13,470 | 19,547 | 973 | 16,728 | 1,846 |
| | 富山 | 375 | 11 | 1,791 | - | 1,759 | 32 |
| | 石川 | - | - | 2,890 | - | 2,890 | - |
| | 岐阜 | 8,269 | 2,431 | 3,033 | - | 3,033 | - |
| | 愛知 | 7,222 | 9,496 | 3,206 | 824 | 2,187 | 195 |
| | 三重 | 1,345 | 1,532 | 8,627 | 149 | 6,859 | 1,619 |
| 近畿 Kinki | 計 | 7,930 | 85,110 | 22,172 | 4,363 | 17,421 | 388 |
| | 福井 | - | 6,224 | 428 | - | 428 | - |
| | 滋賀 | 1,351 | 3,446 | 9,418 | 314 | 9,104 | - |
| | 京都 | - | - | 65 | - | - | 65 |
| | 大阪 | 1,078 | 15,730 | 1,742 | 1,319 | 161 | 262 |
| | 兵庫 | 5,501 | 35,844 | 6,044 | 2,730 | 3,253 | 61 |
| | 奈良 | - | 23,866 | 4,475 | - | 4,475 | - |
| 和歌山 | - | - | - | - | - | - | |
| 中国 Chugoku | 計 | 5,104 | 1,819 | 2,573 | - | 1,773 | 800 |
| | 鳥取 | X | X | X | X | X | X |
| | 島根 | X | X | X | X | X | X |
| | 岡山 | - | - | 1,589 | - | 1,275 | 314 |
| | 広島 | 2,223 | 1,819 | 878 | - | 498 | 380 |
| 山口 | 1,580 | - | 106 | - | - | 106 | |
| 四国 Shikoku | 計 | 2,008 | - | 3,569 | - | 1,937 | 1,632 |
| | 徳島 | X | X | X | X | X | X |
| | 香川 | - | - | - | - | - | - |
| | 愛媛 | 110 | - | 3,569 | - | 1,937 | 1,632 |
| 高知 | X | X | X | X | X | X | |
| 九州 Kyusyu | 計 | 10,044 | 742 | 3,503 | - | 141 | 3,362 |
| | 福岡 | 2,021 | 214 | - | - | - | - |
| | 佐賀 | 6,792 | - | - | - | - | - |
| | 長崎 | X | X | X | X | X | X |
| | 熊本 | 377 | 445 | 2,903 | - | 141 | 2,762 |
| | 大分 | 102 | 83 | 600 | - | - | 600 |
| | 宮崎 | 339 | - | - | - | - | - |
| 鹿児島 | X | X | X | X | X | X | |
| 沖縄 | | | | | | | |
| 沖繩 | | | 13 | | 13 | | |

生産統計（つづき）
by Prefectures

（単位：t）（Unit:t）

| 計 Total | その他 Other plastic products | | | (特掲) 浴槽 (個) (inserted specially) Bathtub. | (特掲) 浄化槽 (個) (inserted specially) Septic tank. | Prefectures |
|------------|--|--------------|---------------|--|---|-------------|
| | 異形押出製品 (建材を除く。) Deformed extruding products (except for building) | ホース Hoses | その他 Others | | | |
| 385,891 | 34,249 | 46,718 | 304,924 | 714,565 | 128,182 | Japan Total |
| - | - | - | - | - | - | Hokkaido |
| 1,832 | - | 1,505 | 327 | - | - | Total |
| 17 | - | - | 17 | - | - | Aomori |
| 310 | - | - | 310 | - | - | Iwate |
| 1,505 | - | 1,505 | - | - | - | Miyagi |
| - | - | - | - | - | - | Akita |
| - | - | - | - | - | - | Yamagata |
| - | - | - | - | - | - | Fukushima |
| 150,395 | 6,135 | 14,984 | 129,276 | 173,964 | 69,699 | Total |
| 5,612 | - | - | 5,612 | 106,941 | 32,728 | Ibaraki |
| 23,074 | - | 2,550 | 20,524 | - | - | Tochigi |
| 3,129 | 652 | - | 2,477 | - | - | Gunma |
| 37,044 | 1,616 | 718 | 34,710 | 5,550 | 35,255 | Saitama |
| 9,284 | - | - | 9,284 | - | - | Chiba |
| 310 | - | 38 | 272 | - | - | Tokyo |
| 18,961 | 1,033 | 609 | 17,319 | - | - | Kanagawa |
| 7,090 | - | - | 7,090 | - | - | Nigata |
| 3,185 | - | - | 3,185 | 1,625 | 1,716 | Yamanashi |
| 29,336 | 555 | 10,829 | 17,952 | - | - | Nagano |
| 13,370 | 2,279 | 240 | 10,851 | 59,848 | - | Shizuoka |
| 82,635 | 2,914 | 21,275 | 58,446 | 210,666 | 24,357 | Total |
| 14,296 | 1,034 | 11,925 | 1,337 | 54,447 | - | Toyama |
| 21,564 | - | 342 | 21,222 | - | 11,210 | Ishikawa |
| 25,317 | - | 3,574 | 21,743 | - | - | Gifu |
| 14,465 | 1,880 | 2,814 | 9,771 | 9,600 | - | Aichi |
| 6,993 | - | 2,620 | 4,373 | 146,619 | 13,147 | Mie |
| 74,547 | 25,169 | 6,242 | 43,136 | 317,360 | 25,521 | Total |
| 19,243 | 19,243 | - | - | - | - | Fukui |
| 26,137 | 699 | - | 25,438 | 134,215 | 25,521 | Shiga |
| 1,145 | 354 | 791 | - | - | - | Kyoto |
| 19,131 | 1,922 | 5,451 | 11,758 | - | - | Osaka |
| 4,081 | 2,835 | - | 1,246 | 97,860 | - | Hyogo |
| 4,795 | 116 | - | 4,679 | 85,285 | - | Nara |
| 15 | - | - | 15 | - | - | Wakayama |
| 63,497 | 31 | 1,423 | 62,043 | 12,448 | - | Total |
| X | X | X | X | X | X | Tottori |
| X | X | X | X | X | X | Shimane |
| 53,303 | - | 1,423 | 51,880 | - | - | Okayama |
| 2,746 | 31 | - | 2,715 | 12,448 | - | Hiroshima |
| 7,448 | - | - | 7,448 | - | - | Yamaguchi |
| 3,875 | - | 1,289 | 2,586 | - | 8,116 | Total |
| X | X | X | X | X | X | Tokushima |
| 553 | - | - | 553 | - | - | Kagawa |
| 540 | - | - | 540 | - | 8,116 | Ehime |
| X | X | X | X | X | X | Kochi |
| 9,110 | - | - | 9,110 | 127 | 301 | Total |
| 3,893 | - | - | 3,893 | - | - | Fukuoka |
| - | - | - | - | - | - | Saga |
| X | X | X | X | X | X | Nagasaki |
| 3,600 | - | - | 3,600 | 127 | 301 | Kumamoto |
| - | - | - | - | - | - | Oita |
| 814 | - | - | 814 | - | - | Miyazaki |
| X | X | X | X | X | X | Kagoshima |
| - | - | - | - | - | 188 | Okinawa |

販売(Sales)

| 通産局別 Group | 都道府県別 | 合計 Sales Total | | 計 Total | | 計 Total | | 農業用 for agriculture | |
|---------------|---------|-------------------|-------------|----------------|-------------|----------------|-------------|------------------------|-------------|
| | | 数量 Quantity | 金額 Value | 数量 Quantity | 金額 Value | 数量 Quantity | 金額 Value | 数量 Quantity | 金額 Value |
| | | | | | | | | | |
| 全国計 | | 6,327,322 | 4,046,170 | 2,059,110 | 791,888 | 1,633,865 | 618,955 | 123,953 | 41,538 |
| 北海道 | | 59,211 | 21,470 | 31,013 | 9,724 | 30,482 | 9,560 | - | - |
| 東北 Tohoku | 計 | 151,780 | 123,552 | 32,578 | 9,383 | 31,772 | 9,186 | - | - |
| | 青森 | 11,623 | 6,080 | 660 | 262 | 660 | 262 | - | - |
| | 岩手 | 15,031 | 16,635 | - | - | - | - | - | - |
| | 宮城 | 60,840 | 52,869 | 17,765 | 4,906 | 17,765 | 4,906 | - | - |
| | 秋田 | 4,900 | 4,058 | 806 | 197 | - | - | - | - |
| | 山形 | 19,861 | 19,381 | - | - | - | - | - | - |
| | 福島 | 39,525 | 24,528 | 13,347 | 4,019 | 13,347 | 4,019 | - | - |
| 関東 Kanto | 計 | 2,602,124 | 1,612,309 | 748,652 | 279,456 | 604,350 | 227,371 | 66,695 | 23,737 |
| | 茨城 | 492,685 | 265,136 | 179,586 | 67,885 | 175,199 | 66,696 | 37,134 | 14,165 |
| | 栃木 | 256,573 | 202,204 | 47,598 | 21,987 | 26,597 | 7,293 | 2,598 | 926 |
| | 群馬 | 200,661 | 105,582 | 28,973 | 10,030 | 28,973 | 10,030 | - | - |
| | 埼玉 | 484,433 | 248,803 | 165,221 | 51,238 | 107,788 | 40,343 | 6,078 | 2,222 |
| | 千葉 | 235,079 | 116,312 | 75,736 | 37,442 | 67,671 | 34,475 | - | - |
| | 東京 | 88,539 | 69,374 | 16,518 | 5,231 | 16,237 | 5,148 | - | - |
| | 神奈川 | 290,399 | 209,889 | 51,676 | 27,861 | 49,002 | 25,587 | 435 | 160 |
| | 新潟 | 52,462 | 28,468 | 29,313 | 9,394 | 21,433 | 5,160 | 7,639 | 2,142 |
| | 山梨 | 51,457 | 33,751 | 18,224 | 2,757 | 211 | 583 | - | - |
| | 長野 | 96,834 | 59,103 | 23,161 | 4,185 | 23,161 | 4,185 | - | - |
| 静岡 | 353,002 | 273,685 | 112,646 | 41,445 | 88,078 | 27,872 | 12,811 | 4,122 | |
| 中部 Chubu | 計 | 1,109,371 | 965,781 | 412,421 | 169,653 | 288,018 | 122,850 | 14,493 | 5,219 |
| | 富山 | 86,017 | 84,086 | 11,539 | 3,769 | 9,615 | 3,543 | - | - |
| | 石川 | 37,432 | 34,982 | - | - | - | - | - | - |
| | 岐阜 | 214,687 | 173,232 | 89,672 | 62,514 | 73,252 | 53,834 | - | - |
| | 愛知 | 671,019 | 580,742 | 250,291 | 86,470 | 183,285 | 57,253 | 14,491 | 5,219 |
| | 三重 | 100,216 | 92,740 | 60,919 | 16,899 | 21,866 | 8,220 | 2 | 1 |
| 近畿 Kinki | 計 | 1,499,758 | 832,339 | 396,135 | 165,131 | 308,665 | 128,636 | 18,100 | 6,455 |
| | 福井 | 66,101 | 44,700 | 8,171 | 1,679 | 8,171 | 1,679 | - | - |
| | 滋賀 | 591,988 | 299,162 | 236,118 | 90,229 | 156,489 | 57,025 | 18,100 | 6,455 |
| | 京都 | 67,874 | 36,630 | 42,977 | 22,079 | 42,977 | 22,079 | - | - |
| | 大阪 | 401,011 | 241,186 | 57,179 | 26,325 | 50,964 | 23,671 | - | - |
| | 兵庫 | 243,540 | 127,413 | 38,622 | 19,280 | 36,996 | 18,642 | - | - |
| | 奈良 | 109,184 | 71,887 | 13,068 | 5,539 | 13,068 | 5,539 | - | - |
| 和歌山 | 20,060 | 11,361 | - | - | - | - | - | - | |
| 中国 Chugoku | 計 | 401,337 | 251,512 | 165,181 | 68,357 | 108,192 | 33,625 | 4,835 | 1,180 |
| | 鳥取 | X | X | X | X | X | X | X | X |
| | 島根 | X | X | X | X | X | X | X | X |
| | 岡山 | 166,469 | 86,988 | 59,007 | 20,945 | 31,807 | 8,114 | 389 | 87 |
| | 広島 | 128,424 | 98,232 | 67,879 | 34,750 | 38,090 | 12,848 | 2,550 | 564 |
| 山口 | 96,635 | 56,504 | 38,295 | 12,663 | 38,295 | 12,663 | 1,896 | 529 | |
| 四国 Shikoku | 計 | 186,326 | 83,869 | 150,625 | 54,646 | 149,600 | 53,949 | 688 | 270 |
| | 徳島 | X | X | X | X | X | X | X | X |
| | 香川 | 76,666 | 28,353 | 68,558 | 23,196 | 68,558 | 23,196 | 688 | 270 |
| | 愛媛 | 90,614 | 41,699 | 81,042 | 30,753 | 81,042 | 30,753 | - | - |
| | 高知 | X | X | X | X | X | X | X | X |
| 九州 Kyusyu | 計 | 313,022 | 153,997 | 120,244 | 34,634 | 110,525 | 32,875 | 19,138 | 4,675 |
| | 福岡 | 70,303 | 46,581 | 38,882 | 11,735 | 36,722 | 11,173 | 1,291 | 342 |
| | 佐賀 | 67,448 | 22,692 | - | - | - | - | - | - |
| | 長崎 | X | X | X | X | X | X | X | X |
| | 熊本 | 61,550 | 26,582 | 38,796 | 12,054 | 37,238 | 11,883 | 15,812 | 3,895 |
| | 大分 | 35,683 | 24,012 | 26,495 | 6,668 | 20,494 | 5,642 | - | - |
| | 宮崎 | 63,661 | 26,192 | 9,142 | 2,413 | 9,142 | 2,413 | - | - |
| 鹿児島 | X | X | X | X | X | X | X | X | |
| 沖縄 | | | | | | | | | |
| 沖繩 | | | | | | | | | |
| | | 4,393 | 1,342 | 2,261 | 904 | 2,261 | 904 | 4 | 1 |

販売統計(つづき)
by Prefectures

(単位: t・百万円) (Unit: t・Million of Yen)

| 合成皮革 Plastic synthetic leathers(supported sheets) | | パイプ・継手 Plastic pipes and Plastic pipe fittings | | 機械器具部品 (照明用品を含む。) Plastic products for machine tools and equipment parts | | 日用品・雑貨 Plastic products for daily necessities and miscellaneous goods | | Prefectures |
|---|-------------|--|-------------|---|-------------|--|-------------|-------------|
| 数量 Quantity | 金額 Value | 数量 Quantity | 金額 Value | 数量 Quantity | 金額 Value | 数量 Quantity | 金額 Value | |
| 75,259 | 84,563 | 754,721 | 217,620 | 857,108 | 1,263,142 | 402,051 | 316,484 | Japan Total |
| - | - | 14,995 | 3,378 | 153 | 898 | 572 | 924 | Hokkaido |
| 2,185 | 927 | 3,025 | 2,415 | 26,738 | 43,280 | 50,045 | 40,470 | Total |
| - | - | - | - | 479 | 1,888 | 5,350 | 1,222 | Aomori |
| - | - | - | - | 2,873 | 5,183 | - | - | Iwate |
| 2,185 | 927 | 3,025 | 2,415 | 8,457 | 9,985 | 20,227 | 27,651 | Miyagi |
| - | - | - | - | 895 | 2,457 | 12 | 11 | Akita |
| - | - | - | - | 5,133 | 11,698 | 13,989 | 7,235 | Yamagata |
| - | - | - | - | 8,901 | 12,069 | 10,467 | 4,350 | Fukushima |
| 39,960 | 34,018 | 319,247 | 100,559 | 304,209 | 448,051 | 88,173 | 78,382 | Total |
| 6,513 | 4,321 | 13,024 | 3,639 | 17,252 | 19,366 | 10,465 | 6,847 | Ibaraki |
| 4,747 | 5,815 | 33,113 | 7,127 | 29,626 | 54,219 | 7,875 | 12,765 | Tochigi |
| - | - | 69,391 | 20,145 | 37,760 | 52,359 | 10,206 | 6,102 | Gunma |
| 4,460 | 3,314 | 39,318 | 19,048 | 24,701 | 33,825 | 21,067 | 13,805 | Saitama |
| - | - | 38,788 | 10,968 | 2,629 | 4,044 | 8,735 | 9,770 | Chiba |
| - | - | 24,118 | 5,156 | 18,710 | 35,328 | 3,256 | 5,240 | Tokyo |
| - | - | 76,490 | 17,905 | 42,363 | 85,027 | 5,155 | 7,733 | Kanagawa |
| - | - | 333 | 349 | 5,074 | 9,695 | 5,831 | 3,688 | Nigata |
| 4,652 | 3,218 | 5,759 | 2,927 | 3,281 | 5,513 | 5,191 | 3,022 | Yamanashi |
| - | - | 13,050 | 5,653 | 16,127 | 26,992 | 2,960 | 4,524 | Nagano |
| 19,588 | 17,350 | 5,863 | 7,643 | 106,686 | 121,684 | 7,432 | 4,886 | Shizuoka |
| 10,214 | 15,551 | 94,527 | 21,268 | 296,859 | 523,420 | 89,370 | 64,730 | Total |
| - | - | 18 | 55 | 19,313 | 38,577 | 26,746 | 19,805 | Toyama |
| 3,665 | 9,487 | - | - | 4,233 | 6,273 | - | - | Ishikawa |
| - | - | 20,852 | 8,329 | 32,282 | 51,808 | 16,447 | 14,788 | Gifu |
| 6,549 | 6,064 | 73,657 | 12,885 | 221,086 | 388,694 | 45,569 | 29,091 | Aichi |
| - | - | - | - | 19,945 | 38,068 | 608 | 1,046 | Mie |
| 5,162 | 6,006 | 216,912 | 51,478 | 152,799 | 139,386 | 112,605 | 92,224 | Total |
| - | - | 17,905 | 4,813 | 468 | 374 | 1,821 | 4,968 | Fukui |
| - | - | 114,185 | 25,376 | 51,913 | 56,083 | 20,853 | 13,607 | Shiga |
| 290 | 1,349 | - | - | 7,952 | 6,175 | 370 | 593 | Kyoto |
| 3,192 | 3,323 | 79,751 | 19,647 | 75,790 | 58,422 | 25,989 | 27,076 | Osaka |
| - | - | 4,951 | 1,461 | 11,779 | 14,215 | 3,464 | 3,587 | Hyogo |
| 1,680 | 1,334 | - | - | 4,477 | 3,529 | 42,205 | 34,786 | Nara |
| - | - | 120 | 180 | 420 | 589 | 17,903 | 7,606 | Wakayama |
| 13,735 | 23,812 | 27,666 | 12,497 | 52,559 | 67,125 | 17,979 | 23,577 | Total |
| X | X | X | X | X | X | X | X | Tottori |
| X | X | X | X | X | X | X | X | Shimane |
| 6,491 | 13,355 | - | - | 18,267 | 22,240 | 8,094 | 3,617 | Okayama |
| 1,609 | 693 | 1,671 | 1,840 | 18,027 | 22,376 | 2,573 | 16,130 | Hiroshima |
| 2,353 | 5,748 | 25,995 | 10,657 | 11,769 | 17,832 | 7,312 | 3,830 | Yamaguchi |
| 4,003 | 4,249 | - | - | 6,966 | 9,779 | 1,870 | 1,455 | Total |
| X | X | X | X | X | X | X | X | Tokushima |
| - | - | - | - | 3,007 | 2,408 | 1,557 | 1,354 | Kagawa |
| 367 | 1,465 | - | - | 3,663 | 6,891 | 313 | 101 | Ehime |
| X | X | X | X | X | X | X | X | Kochi |
| - | - | 76,230 | 25,606 | 16,825 | 31,202 | 41,437 | 14,722 | Total |
| - | - | - | - | 7,957 | 12,365 | 4,126 | 2,959 | Fukuoka |
| - | - | 21,717 | 3,502 | 661 | 1,001 | 28,313 | 7,412 | Saga |
| X | X | X | X | X | X | X | X | Nagasaki |
| - | - | 2,316 | 618 | 3,344 | 5,097 | 1,394 | 987 | Kumamoto |
| - | - | - | - | 3,834 | 11,754 | 4,243 | 2,871 | Oita |
| - | - | 52,197 | 21,487 | 706 | 778 | - | - | Miyazaki |
| X | X | X | X | X | X | X | X | Kagoshima |
| - | - | 2,119 | 419 | - | - | - | - | Okinawa |

販売〜つづき (Sales~continued)

| 通産局別 Group | 都道府県別 | 容器 Plastic containers | | | | | |
|---------------|-------|-----------------------|-------------|---|-------------|---------------------------------|-------------|
| | | 計 Total | | 中空成形容器 Plastic containers blow-molding | | その他 Plastic containers n.e.s | |
| | | 数量 Quantity | 金額 Value | 数量 Quantity | 金額 Value | 数量 Quantity | 金額 Value |
| 全国計 | | 469,766 | 328,854 | 376,776 | 263,630 | 92,990 | 65,224 |
| 北海道 | | 250 | 101 | 250 | 101 | - | - |
| 東北 Tohoku | 計 | 5,181 | 2,275 | 1,285 | 318 | 3,896 | 1,957 |
| | 青森 | - | - | - | - | - | - |
| | 岩手 | 152 | 35 | 94 | 10 | 58 | 25 |
| | 宮城 | - | - | - | - | - | - |
| | 秋田 | 3,187 | 1,393 | - | - | 3,187 | 1,393 |
| 関東 Kanto | 山形 | - | - | - | - | - | - |
| | 福島 | 1,842 | 848 | 1,191 | 308 | 651 | 539 |
| | 計 | 268,743 | 180,485 | 232,598 | 156,408 | 36,145 | 24,077 |
| | 茨城 | 45,070 | 29,009 | 40,416 | 24,617 | 4,654 | 4,392 |
| | 栃木 | 28,005 | 26,519 | 25,288 | 24,326 | 2,717 | 2,192 |
| | 群馬 | 11,443 | 6,313 | 4,100 | 1,959 | 7,343 | 4,353 |
| | 埼玉 | 87,473 | 54,824 | 87,242 | 54,569 | 231 | 255 |
| | 千葉 | 44,970 | 30,809 | 40,870 | 26,695 | 4,100 | 4,113 |
| | 東京 | 1,401 | 2,388 | - | - | 1,401 | 2,388 |
| | 神奈川 | 30,633 | 21,317 | 28,710 | 19,580 | 1,923 | 1,737 |
| 中部 Chubu | 新潟 | 3,447 | 2,222 | - | - | 3,447 | 2,222 |
| | 山梨 | 1,752 | 527 | 1,752 | 527 | - | - |
| | 長野 | 10,605 | 2,486 | 336 | 102 | 10,269 | 2,383 |
| | 静岡 | 3,944 | 4,072 | 3,884 | 4,032 | 60 | 40 |
| | 計 | 38,749 | 30,249 | 22,828 | 17,489 | 15,921 | 12,760 |
| | 富山 | 3,176 | 4,133 | 175 | 288 | 3,001 | 3,845 |
| | 石川 | 4,062 | 5,437 | 4,062 | 5,437 | - | - |
| 近畿 Kinki | 岐阜 | 19,457 | 10,444 | 8,865 | 4,707 | 10,592 | 5,736 |
| | 愛知 | 11,931 | 10,131 | 9,726 | 7,056 | 2,205 | 3,075 |
| | 三重 | 123 | 105 | - | - | 123 | 105 |
| | 計 | 110,774 | 81,671 | 89,540 | 69,067 | 21,234 | 12,604 |
| | 福井 | 720 | 348 | 720 | 348 | - | - |
| | 滋賀 | 27,468 | 14,247 | 18,057 | 13,125 | 9,411 | 1,122 |
| 中国 Chugoku | 京都 | 6,176 | 3,326 | 5,965 | 3,163 | 211 | 164 |
| | 大阪 | 58,577 | 51,000 | 56,348 | 42,765 | 2,229 | 8,235 |
| | 兵庫 | 9,456 | 6,124 | 5,769 | 4,462 | 3,687 | 1,662 |
| | 奈良 | 6,775 | 3,719 | 1,079 | 2,297 | 5,696 | 1,422 |
| | 和歌山 | 1,602 | 2,907 | 1,602 | 2,907 | - | - |
| | 鳥取 | X | X | X | X | X | X |
| 四国 Shikoku | 島根 | X | X | X | X | X | X |
| | 岡山 | 1,872 | 1,727 | - | - | 1,872 | 1,727 |
| | 広島 | 14,763 | 9,595 | 14,692 | 9,527 | 71 | 68 |
| | 山口 | 1,464 | 465 | - | - | 1,464 | 465 |
| | 計 | 237 | 200 | 237 | 200 | - | - |
| 九州 Kyusyu | 徳島 | X | X | X | X | X | X |
| | 香川 | - | - | - | - | - | - |
| | 愛媛 | - | - | - | - | - | - |
| | 高知 | X | X | X | X | X | X |
| | 計 | 27,733 | 22,086 | 15,346 | 10,520 | 12,387 | 11,566 |
| | 福岡 | 11,940 | 11,349 | 6,298 | 5,003 | 5,642 | 6,346 |
| | 佐賀 | 10,145 | 6,082 | 8,657 | 5,156 | 1,488 | 926 |
| | 長崎 | X | X | X | X | X | X |
| 沖縄 Okinawa | 熊本 | 2,387 | 1,804 | 267 | 271 | 2,120 | 1,533 |
| | 大分 | 124 | 90 | 124 | 90 | - | - |
| | 宮崎 | 588 | 135 | - | - | 588 | 135 |
| | 鹿児島 | X | X | X | X | X | X |
| 沖縄 | - | - | - | - | - | - | |

販売統計（つづき）
by Prefectures

（単位：t・百万円）（Unit:t・Million of Yen）

| 計 Total | | 強化製品 Plastic reinforced products | | | | | | Prefectures |
|----------------|-------------|----------------------------------|-------------|-------------------------------|-------------|----------------|-------------|-------------|
| | | 板物 Plastic reinforced plates | | 型物 Plastic reinforced mold | | その他 Others | | |
| 数量 Quantity | 金額 Value | 数量 Quantity | 金額 Value | 数量 Quantity | 金額 Value | 数量 Quantity | 金額 Value | |
| 92,962 | 114,168 | 8,768 | 7,919 | 75,992 | 89,522 | 8,202 | 16,727 | Japan Total |
| 856 | 1,310 | - | - | 645 | 727 | 211 | 583 | Hokkaido |
| 2,752 | 5,778 | 2,199 | 1,858 | 452 | 3,758 | 101 | 162 | Total |
| 17 | 78 | - | - | - | - | 17 | 78 | Aomori |
| 536 | 3,842 | - | - | 452 | 3,758 | 84 | 84 | Iwate |
| - | - | - | - | - | - | - | - | Miyagi |
| - | - | - | - | - | - | - | - | Akita |
| - | - | - | - | - | - | - | - | Yamagata |
| 2,199 | 1,858 | 2,199 | 1,858 | - | - | - | - | Fukushima |
| 30,830 | 35,080 | 1,194 | 1,058 | 27,576 | 28,867 | 2,060 | 5,155 | Total |
| 6,978 | 10,792 | - | - | 6,624 | 7,235 | 354 | 3,558 | Ibaraki |
| 406 | 168 | - | - | 234 | 35 | 172 | 133 | Tochigi |
| 21 | 30 | - | - | 21 | 30 | - | - | Gunma |
| 6,348 | 5,732 | - | - | 6,348 | 5,732 | - | - | Saitama |
| 798 | 615 | - | - | 515 | 376 | 283 | 240 | Chiba |
| 79 | 79 | - | - | 71 | 71 | 8 | 8 | Tokyo |
| 7,041 | 7,222 | 605 | 256 | 6,377 | 6,756 | 59 | 210 | Kanagawa |
| 1,532 | 1,231 | 589 | 802 | - | - | 943 | 429 | Nigata |
| 1,776 | 1,204 | - | - | 1,723 | 1,183 | 53 | 21 | Yamanashi |
| - | - | - | - | - | - | - | - | Nagano |
| 5,851 | 8,006 | - | - | 5,663 | 7,449 | 188 | 557 | Shizuoka |
| 20,482 | 24,209 | 979 | 907 | 17,716 | 21,460 | 1,787 | 1,842 | Total |
| 1,680 | 3,519 | - | - | 1,680 | 3,519 | - | - | Toyama |
| 3,733 | 5,411 | - | - | 3,733 | 5,411 | - | - | Ishikawa |
| 3,076 | 3,009 | - | - | 3,076 | 3,009 | - | - | Gifu |
| 3,225 | 3,717 | 830 | 697 | 2,187 | 2,647 | 208 | 372 | Aichi |
| 8,768 | 8,553 | 149 | 210 | 7,040 | 6,873 | 1,579 | 1,470 | Mie |
| 32,461 | 37,609 | 4,396 | 4,096 | 27,630 | 31,351 | 435 | 2,162 | Total |
| 442 | 397 | - | - | 442 | 397 | - | - | Fukui |
| 14,098 | 16,686 | 328 | 923 | 13,770 | 15,763 | - | - | Shiga |
| 67 | 57 | - | - | - | - | 67 | 57 | Kyoto |
| 1,712 | 1,876 | 1,300 | 650 | 150 | 83 | 262 | 1,143 | Osaka |
| 6,071 | 8,831 | 2,768 | 2,523 | 3,197 | 5,346 | 106 | 962 | Hyogo |
| 10,071 | 9,761 | - | - | 10,071 | 9,761 | - | - | Nara |
| - | - | - | - | - | - | - | - | Wakayama |
| 2,734 | 5,787 | - | - | 1,808 | 3,167 | 926 | 2,619 | Total |
| X | X | X | X | X | X | X | X | Tottori |
| X | X | X | X | X | X | X | X | Shimane |
| 1,624 | 2,714 | - | - | 1,310 | 2,055 | 314 | 660 | Okayama |
| 1,004 | 2,734 | - | - | 498 | 1,113 | 506 | 1,621 | Hiroshima |
| 106 | 339 | - | - | - | - | 106 | 339 | Yamaguchi |
| 1,836 | 1,592 | - | - | - | - | 1,836 | 1,592 | Total |
| X | X | X | X | X | X | X | X | Tokushima |
| - | - | - | - | - | - | - | - | Kagawa |
| 1,836 | 1,592 | - | - | - | - | 1,836 | 1,592 | Ehime |
| X | X | X | X | X | X | X | X | Kochi |
| 998 | 2,784 | - | - | 152 | 172 | 846 | 2,612 | Total |
| - | - | - | - | - | - | - | - | Fukuoka |
| - | - | - | - | - | - | - | - | Saga |
| X | X | X | X | X | X | X | X | Nagasaki |
| 307 | 433 | - | - | 152 | 172 | 155 | 260 | Kumamoto |
| 691 | 2,351 | - | - | - | - | 691 | 2,351 | Oita |
| - | - | - | - | - | - | - | - | Miyazaki |
| X | X | X | X | X | X | X | X | Kagoshima |
| 13 | 19 | - | - | 13 | 19 | - | - | Okinawa |

販売～つづき (Sales～continued)

| 通産局別 Group | 都道府県別 | その他 Other plastic products | | | | | |
|---------------|-----------------|----------------------------|----------------------------|--|-------------------|--------------------|-------------------|
| | | 計 Total | | 異形押出製品(建材を除く。) Deformed extruding products (except for building) | | ホース Hoses | |
| | | 数量 Quantity | 金額 Value | 数量 Quantity | 金額 Value | 数量 Quantity | 金額 Value |
| 全 国 計 | | 430,824 | 359,301 | 42,926 | 36,933 | 58,202 | 41,692 |
| 北 海 道 | | - | - | - | - | - | - |
| 東北 Tohoku | 計 | 1,819 | 1,522 | - | - | 1,478 | 898 |
| | 青森 | 19 | 6 | - | - | - | - |
| | 岩手 | 322 | 618 | - | - | - | - |
| | 宮城 | 1,478 | 898 | - | - | 1,478 | 898 |
| | 秋田 | - | - | - | - | - | - |
| | 山形 福島 | - | - | - | - | - | - |
| 関東 Kanto | 計 | 174,506 | 183,564 | 6,174 | 3,357 | 15,122 | 6,833 |
| | 茨城 | 22,665 | 36,846 | - | - | - | - |
| | 栃木 | 23,682 | 31,732 | - | - | 2,557 | 2,096 |
| | 群馬 | 1,544 | 2,225 | 644 | 520 | - | - |
| | 埼玉 | 41,644 | 16,867 | 1,663 | 714 | 701 | 319 |
| | 千葉 | 9,507 | 5,483 | - | - | - | - |
| | 東京 | 394 | 657 | - | - | 119 | 112 |
| | 神奈川 | 23,111 | 20,835 | 1,039 | 690 | 771 | 391 |
| | 新潟 | 6,377 | 1,418 | - | - | - | - |
| | 山梨 長野 静岡 | 4,117 26,863 14,602 | 11,838 12,184 43,479 | - 557 2,271 | - 115 1,318 | - 10,734 240 | - 3,395 520 |
| 中部 Chubu | 計 | 79,198 | 71,784 | 4,157 | 7,642 | 21,430 | 15,018 |
| | 富山 | 14,441 | 8,792 | 1,052 | 748 | 12,056 | 5,425 |
| | 石川 | 21,739 | 8,373 | - | - | 321 | 182 |
| | 岐阜 | 21,027 | 10,794 | - | - | 3,386 | 2,497 |
| | 愛知 | 14,712 | 17,181 | 3,105 | 6,893 | 2,792 | 1,947 |
| | 三重 | 7,279 | 26,643 | - | - | 2,875 | 4,967 |
| 近畿 Kinki | 計 | 98,557 | 67,121 | 32,564 | 25,895 | 17,467 | 17,018 |
| | 福井 | 24,727 | 22,632 | 24,727 | 22,632 | - | - |
| | 滋賀 | 25,777 | 5,182 | 699 | 141 | - | - |
| | 京都 | 1,244 | 591 | 453 | 100 | 791 | 491 |
| | 大阪 | 34,649 | 29,345 | 2,973 | 1,971 | 16,676 | 16,528 |
| | 兵庫 | 5,402 | 2,877 | 3,590 | 935 | - | - |
| | 奈良 和歌山 | 6,743 15 | 6,416 79 | 122 - | 116 - | - - | - - |
| 中国 Chugoku | 計 | 64,310 | 18,648 | 31 | 39 | 1,411 | 472 |
| | 鳥取 | X | X | X | X | X | X |
| | 島根 | X | X | X | X | X | X |
| | 岡山 | 53,291 | 11,317 | - | - | 1,411 | 472 |
| | 広島 山口 | 3,440 7,579 | 3,580 3,752 | 31 - | 39 - | - - | - - |
| 四国 Shikoku | 計 | 3,326 | 4,825 | - | - | 1,294 | 1,455 |
| | 徳島 | X | X | X | X | X | X |
| | 香川 | 553 | 293 | - | - | - | - |
| | 愛媛 高知 | - X | - X | - X | - X | - X | - X |
| 九州 Kyusyu | 計 | 9,108 | 11,836 | - | - | - | - |
| | 福岡 | 3,920 | 5,980 | - | - | - | - |
| | 佐賀 | - | - | - | - | - | - |
| | 長崎 | X | X | X | X | X | X |
| | 熊本 | 3,615 | 2,241 | - | - | - | - |
| | 大分 宮崎 鹿児島 | - 759 X | - 1,028 X | - X X | - X X | - - X | - - X |
| 沖 縄 | - | - | - | - | - | - | |

販売統計（つづき）
by Prefectures

（単位：t・百万円）（Unit:t・Million of Yen）

| その他 Others | | （特掲）浴槽（個） (inserted specially)Bathtub | | （特掲）浄化槽（個） (inserted specially)Septic tank. | | 在庫 Inventory | Prefectures |
|----------------|-------------|--|-------------|--|-------------|-----------------|-------------|
| 数量 Quantity | 金額 Value | 数量 Quantity | 金額 Value | 数量 Quantity | 金額 Value | | |
| 329,696 | 280,676 | 767,319 | 37,190 | 198,260 | 25,326 | 441,433 | Japan Total |
| - | - | - | - | - | - | 2,929 | Hokkaido |
| 341 | 625 | - | - | - | - | 8,447 | Total |
| 19 | 6 | - | - | - | - | 1,137 | Aomori |
| 322 | 618 | - | - | - | - | 1,383 | Iwate |
| - | - | - | - | - | - | 3,659 | Miyagi |
| - | - | - | - | - | - | 86 | Akita |
| - | - | - | - | - | - | 102 | Yamagata |
| - | - | - | - | - | - | 2,080 | Fukushima |
| 153,210 | 173,374 | 171,253 | 10,098 | 83,090 | 7,920 | 185,160 | Total |
| 22,665 | 36,846 | 107,467 | 4,057 | 46,328 | 2,224 | 46,125 | Ibaraki |
| 21,125 | 29,636 | - | - | - | - | 24,444 | Tochigi |
| 900 | 1,705 | - | - | - | - | 8,874 | Gunma |
| 39,280 | 15,833 | 4,395 | 323 | 34,941 | 5,382 | 34,250 | Saitama |
| 9,507 | 5,483 | - | - | - | - | 17,133 | Chiba |
| 275 | 545 | - | - | - | - | 6,326 | Tokyo |
| 21,301 | 19,755 | - | - | - | - | 17,794 | Kanagawa |
| 6,377 | 1,418 | - | - | - | - | 6,651 | Nigata |
| 4,117 | 11,838 | 1,833 | 60 | 1,821 | 314 | 1,026 | Yamanashi |
| 15,572 | 8,675 | - | - | - | - | 2,950 | Nagano |
| 12,091 | 41,641 | 57,558 | 5,657 | - | - | 19,587 | Shizuoka |
| 53,611 | 49,125 | 211,341 | 11,643 | 33,652 | 6,309 | 67,177 | Total |
| 1,333 | 2,619 | 52,241 | 5,401 | - | - | 6,667 | Toyama |
| 21,418 | 8,192 | - | - | 20,505 | 5,411 | 2,815 | Ishikawa |
| 17,641 | 8,298 | - | - | - | - | 15,057 | Gifu |
| 8,815 | 8,341 | 9,600 | 924 | - | - | 37,059 | Aichi |
| 4,404 | 21,676 | 149,500 | 5,318 | 13,147 | 897 | 5,579 | Mie |
| 48,526 | 24,208 | 372,150 | 14,195 | 80,954 | 10,987 | 117,432 | Total |
| - | - | - | - | - | - | 8,917 | Fukui |
| 25,078 | 5,041 | 192,744 | 6,062 | 34,478 | 6,401 | 52,090 | Shiga |
| - | - | - | - | - | - | 2,315 | Kyoto |
| 15,000 | 10,846 | - | - | - | - | 27,522 | Osaka |
| 1,812 | 1,942 | 94,716 | 2,835 | - | - | 18,000 | Hyogo |
| 6,621 | 6,300 | 84,690 | 5,298 | 46,476 | 4,586 | 5,835 | Nara |
| 15 | 79 | - | - | - | - | 2,753 | Wakayama |
| 62,868 | 18,138 | 12,448 | 1,067 | - | - | 32,505 | Total |
| X | X | X | X | X | X | X | Tottori |
| X | X | X | X | X | X | X | Shimane |
| 51,880 | 10,846 | - | - | - | - | 11,816 | Okayama |
| 3,409 | 3,540 | 12,448 | 1,067 | - | - | 12,735 | Hiroshima |
| 7,579 | 3,752 | - | - | - | - | 7,831 | Yamaguchi |
| 2,032 | 3,370 | - | - | - | - | 10,543 | Total |
| X | X | X | X | X | X | X | Tokushima |
| 553 | 293 | - | - | - | - | 5,666 | Kagawa |
| - | - | - | - | - | - | 3,878 | Ehime |
| X | X | X | X | X | X | X | Kochi |
| 9,108 | 11,836 | 127 | 187 | 376 | 91 | 16,656 | Total |
| 3,920 | 5,980 | - | - | - | - | 3,551 | Fukuoka |
| - | - | - | - | - | - | 5,044 | Saga |
| X | X | X | X | X | X | X | Nagasaki |
| 3,615 | 2,241 | 127 | 187 | 376 | 91 | 4,114 | Kumamoto |
| - | - | - | - | - | - | 1,138 | Oita |
| 759 | 1,028 | - | - | - | - | 1,873 | Miyazaki |
| X | X | X | X | X | X | X | Kagoshima |
| - | - | - | - | 188 | 19 | 584 | Okinawa |

3. 原材料樹脂別

3. Consumption and Inventory statistics

1. 総合

1. Synthetic

| 原材料名 Raw material | 消費計 Consumption Total | 生産品 | | | |
|--|--------------------------|-----------------------------|-------------|----------------------------|-----------------------------------|
| | | フィルム・シート film and sheets | 板 plates | 合成皮革 synthetic leathers | パイプ・継手 pipes and pipe fittings |
| 原材料樹脂計 Raw material plastic Total | 5,484,046 | 2,189,968 | 142,498 | 58,224 | 704,454 |
| ポリエチレン (低密度) Polyethylene : Low density(0.94d under) | 758,446 | 579,905 | 790 | 3,807 | 23,090 |
| ポリエチレン (高密度) Polyethylene : High density (0.94d and over) | 415,316 | 241,954 | 412 | - | 30,348 |
| ポリスチレン (ABS) Polystyrene : Acrylonitrile butadiene styrene(ABS) | 184,901 | 8,499 | 5,436 | 25 | 435 |
| ポリスチレン (その他) Polystyrene : Other Polystyrene | 688,382 | 223,870 | 12,934 | - | 2,575 |
| ポリプロピレン Polypropylene | 1,108,107 | 510,154 | 17,603 | - | 4,791 |
| 塩化ビニル樹脂 (軟質用) Vinyl chloride resins (for Plasticization) | 362,029 | 208,501 | 788 | 30,912 | - |
| 塩化ビニル樹脂 (硬質用) Vinyl chloride resins (for Rigid plastic) | 763,856 | 63,948 | 52,643 | - | 531,337 |
| 塩化ビニル・コンパウンド Vinyl chloride compound | 172,776 | 3,550 | 875 | 969 | 103,291 |
| メタクリル樹脂 (成形材料) Methacrylic Resins (moulding material) | 37,185 | - | 18,650 | - | 94 |
| 不飽和ポリエステル樹脂 Unsaturated polyester | 70,378 | - | - | - | 5,201 |
| フェノール樹脂 (成形材料) Phenol-formaldehyde (moulding material) | 22,091 | - | 6,218 | - | 28 |
| ユリア・メラミン樹脂 (成形材料) Urea-formaldehyde & Melamine-formaldehyde (moulding material) | 11,623 | - | - | - | 23 |
| その他の樹脂 Other resins | 888,956 | 349,587 | 26,149 | 22,511 | 3,241 |
| 再生品プラスチック材料 Reconstituted plastic material | 146,543 | 65,900 | 7,605 | 412 | 9,562 |
| 塩化ビニル用可塑剤 Plasticizer for polyvinyl chloride | 148,771 | - | - | - | - |

注: 原材料樹脂計は、再生品プラスチック材料、塩化ビニル用可塑剤を除く。

notes: "Raw material plastic Total" is numerical value except for "Reconstituted plastic material" and "Plasticizer for polyvinyl chloride".

2. 原材料樹脂別
2. Consumption and Inventory

原材料樹脂合計 Raw material plastic Total

| 年 月 | 消費計 Consumption Total | 生 産 品 目 別 消 費 | | | | |
|----------|-----------------------------|-----------------------------|-------------|-------------------------------|--------------------------------------|--|
| | | フィルム・シート film and sheets | 板 plates | 合成皮革 synthetic leathers | パイプ・継手 pipes and pipe fittings | 機械器具部品 for machine tools and equipment parts |
| 平成 7年 | 5,133,057 | 1,996,267 | 148,326 | 67,265 | 615,043 | 705,643 |
| 8年 | 5,572,769 | 2,158,189 | 161,149 | 66,337 | 734,114 | 761,296 |
| 9年 | 5,757,571 | 2,251,176 | 159,364 | 62,441 | 738,612 | 803,706 |
| 10年 | 5,425,257 | 2,180,146 | 141,455 | 55,963 | 679,261 | 750,914 |
| 11年 | 5,484,046 | 2,189,968 | 142,498 | 58,224 | 704,454 | 745,879 |
| 平成 9年度 | 5,665,645 | 2,240,658 | 154,484 | 60,464 | 717,061 | 790,784 |
| 10年度 | 5,412,344 | 2,164,327 | 140,897 | 56,227 | 680,438 | 749,170 |
| 11年 1～3月 | 1,325,142 | 519,692 | 33,899 | 14,516 | 174,482 | 188,283 |
| 4～6月 | 1,343,859 | 545,461 | 36,094 | 14,007 | 145,400 | 183,057 |
| 7～9月 | 1,368,329 | 548,199 | 34,615 | 14,566 | 181,641 | 183,973 |
| 10～12月 | 1,446,716 | 576,616 | 37,890 | 15,135 | 202,931 | 190,566 |
| 11年 1月 | 419,923 | 165,379 | 11,063 | 4,610 | 56,866 | 59,154 |
| 2 | 436,765 | 169,542 | 10,513 | 4,796 | 59,092 | 62,526 |
| 3 | 468,454 | 184,771 | 12,323 | 5,110 | 58,524 | 66,603 |
| 4 | 451,839 | 185,738 | 11,876 | 4,813 | 43,344 | 62,073 |
| 5 | 429,496 | 174,841 | 11,737 | 4,364 | 47,187 | 58,116 |
| 6 | 462,524 | 184,882 | 12,481 | 4,830 | 54,869 | 62,868 |
| 7 | 473,138 | 188,769 | 12,216 | 4,921 | 59,786 | 65,204 |
| 8 | 420,715 | 169,839 | 10,456 | 4,572 | 51,407 | 56,897 |
| 9 | 474,476 | 189,591 | 11,943 | 5,073 | 70,448 | 61,872 |
| 10 | 484,200 | 194,188 | 13,374 | 5,115 | 67,188 | 63,477 |
| 11 | 493,510 | 195,755 | 12,642 | 5,104 | 70,874 | 64,991 |
| 12 | 469,006 | 186,673 | 11,874 | 4,916 | 64,869 | 62,098 |

ポリエチレン (計) Polyethylene Total

| 年 月 | 消費計 Consumption Total | 生 産 品 目 別 消 費 | | | | |
|----------|-----------------------------|-----------------------------|-------------|-------------------------------|--------------------------------------|--|
| | | フィルム・シート film and sheets | 板 plates | 合成皮革 synthetic leathers | パイプ・継手 pipes and pipe fittings | 機械器具部品 for machine tools and equipment parts |
| 平成 7年 | 1,089,916 | 736,009 | 6,785 | 3,281 | 49,494 | 29,084 |
| 8年 | 1,190,892 | 812,594 | 6,847 | 3,757 | 58,545 | 32,725 |
| 9年 | 1,218,584 | 830,511 | 6,876 | 3,973 | 60,003 | 35,608 |
| 10年 | 1,160,790 | 806,873 | 2,606 | 3,605 | 55,544 | 30,727 |
| 11年 | 1,173,762 | 821,859 | 1,202 | 3,807 | 53,438 | 31,893 |
| 平成 9年度 | 1,198,199 | 818,925 | 6,545 | 3,882 | 58,848 | 34,387 |
| 10年度 | 1,160,741 | 808,938 | 1,693 | 3,590 | 55,589 | 30,803 |
| 11年 1～3月 | 280,275 | 197,061 | 335 | 931 | 13,129 | 8,038 |
| 4～6月 | 289,079 | 202,534 | 300 | 998 | 12,992 | 7,800 |
| 7～9月 | 291,613 | 204,339 | 299 | 861 | 13,150 | 7,885 |
| 10～12月 | 312,795 | 217,925 | 268 | 1,017 | 14,167 | 8,170 |
| 11年 1月 | 88,477 | 61,991 | 82 | 277 | 4,208 | 2,562 |
| 2 | 92,721 | 65,196 | 139 | 332 | 4,251 | 2,687 |
| 3 | 99,077 | 69,874 | 114 | 322 | 4,670 | 2,789 |
| 4 | 99,431 | 70,078 | 107 | 325 | 4,371 | 2,564 |
| 5 | 91,609 | 64,505 | 83 | 321 | 3,945 | 2,535 |
| 6 | 98,039 | 67,951 | 110 | 352 | 4,676 | 2,701 |
| 7 | 101,093 | 70,682 | 82 | 284 | 4,477 | 2,695 |
| 8 | 90,262 | 62,671 | 96 | 269 | 4,188 | 2,381 |
| 9 | 100,258 | 70,986 | 121 | 308 | 4,485 | 2,809 |
| 10 | 104,818 | 72,990 | 80 | 315 | 4,849 | 2,704 |
| 11 | 106,519 | 74,288 | 91 | 350 | 4,739 | 2,807 |
| 12 | 101,458 | 70,647 | 97 | 352 | 4,579 | 2,659 |

消費・在庫統計
statistics by Raw material

(単位：t) (Unit:t)

| 内 訳 Consumption items by the products | | | | | | 在庫 Inventory | Year and Month |
|--|------------------|--------------------|-----------------------|--------------------------------|-----------------------|-----------------|-------------------|
| 日用品・雑貨 for daily necessities and miscellaneous goods | 容器 containers | 建材 for building | 発泡製品 foam products | 強化製品 reinforced products | その他 Other products | | |
| 353,175 | 320,338 | 180,711 | 364,968 | 69,024 | 312,297 | 101,137 | C. Y. 1995 |
| 369,407 | 364,122 | 185,153 | 377,584 | 74,672 | 320,746 | 115,598 | C. Y. 1996 |
| 369,761 | 405,243 | 184,514 | 374,282 | 73,597 | 334,875 | 116,472 | C. Y. 1997 |
| 324,575 | 413,824 | 157,201 | 350,775 | 64,893 | 306,250 | 119,501 | C. Y. 1998 |
| 315,182 | 436,363 | 158,441 | 358,379 | 62,410 | 312,248 | 137,433 | C. Y. 1999 |
| 358,356 | 403,444 | 176,734 | 366,141 | 70,817 | 326,702 | 114,774 | F. Y. 1997 |
| 320,897 | 424,050 | 156,050 | 351,622 | 64,561 | 304,105 | 116,139 | F. Y. 1998 |
| 75,648 | 102,550 | 39,093 | 86,105 | 16,021 | 74,853 | 116,139 | Q1 1999 |
| 81,887 | 121,424 | 37,077 | 87,091 | 15,644 | 76,717 | 121,318 | Q2 |
| 76,231 | 106,374 | 39,930 | 89,890 | 15,693 | 77,217 | 128,804 | Q3 |
| 81,416 | 106,015 | 42,341 | 95,293 | 15,052 | 83,461 | 137,433 | Q4 |
| 23,758 | 30,181 | 12,554 | 27,489 | 5,010 | 23,859 | 117,922 | Jan. 1999 |
| 24,738 | 33,613 | 13,209 | 28,460 | 5,531 | 24,745 | 117,475 | Feb. |
| 27,152 | 38,756 | 13,330 | 30,156 | 5,480 | 26,249 | 116,139 | Mar. |
| 28,392 | 41,337 | 12,703 | 29,891 | 5,275 | 26,397 | 121,681 | Apr. |
| 26,432 | 38,406 | 11,528 | 27,568 | 4,941 | 24,376 | 122,060 | May. |
| 27,063 | 41,681 | 12,846 | 29,632 | 5,428 | 25,944 | 121,318 | Jun. |
| 26,119 | 40,039 | 13,578 | 30,484 | 5,393 | 26,629 | 127,663 | Jul. |
| 23,970 | 33,013 | 12,417 | 28,422 | 4,886 | 24,836 | 124,449 | Aug. |
| 26,142 | 33,322 | 13,935 | 30,984 | 5,414 | 25,752 | 128,804 | Sep. |
| 26,887 | 35,383 | 14,149 | 31,516 | 5,081 | 27,842 | 132,105 | Oct. |
| 27,600 | 36,299 | 14,174 | 32,639 | 5,134 | 28,298 | 129,535 | Nov. |
| 26,929 | 34,333 | 14,018 | 31,138 | 4,837 | 27,321 | 137,433 | Dec. |

(単位：t) (Unit:t)

| 内 訳 Consumption items by the products | | | | | | 在庫 Inventory | Year and Month |
|--|------------------|--------------------|-----------------------|--------------------------------|-----------------------|-----------------|-------------------|
| 日用品・雑貨 for daily necessities and miscellaneous goods | 容器 containers | 建材 for building | 発泡製品 foam products | 強化製品 reinforced products | その他 Other products | | |
| 48,453 | 124,979 | 1,030 | 49,599 | 361 | 40,841 | 25,452 | C. Y. 1995 |
| 48,427 | 127,649 | 1,637 | 53,230 | 333 | 45,148 | 28,439 | C. Y. 1996 |
| 47,455 | 129,752 | 1,784 | 52,231 | 291 | 50,100 | 28,756 | C. Y. 1997 |
| 39,284 | 119,542 | 1,536 | 47,311 | 276 | 53,486 | 28,473 | C. Y. 1998 |
| 41,866 | 113,303 | 1,351 | 47,127 | 256 | 57,660 | 33,606 | C. Y. 1999 |
| 45,407 | 127,547 | 1,612 | 50,665 | 270 | 50,111 | 29,804 | F. Y. 1997 |
| 39,753 | 116,910 | 1,628 | 46,951 | 280 | 54,606 | 29,779 | F. Y. 1998 |
| 9,276 | 26,148 | 425 | 11,406 | 66 | 13,460 | 29,779 | Q1 1999 |
| 10,336 | 28,509 | 378 | 11,663 | 69 | 13,500 | 30,170 | Q2 |
| 10,696 | 28,603 | 361 | 11,820 | 53 | 13,546 | 32,899 | Q3 |
| 11,558 | 30,043 | 187 | 12,238 | 68 | 17,154 | 33,606 | Q4 |
| 2,976 | 8,037 | 143 | 3,669 | 21 | 4,511 | 28,500 | Jan. 1999 |
| 3,053 | 8,707 | 146 | 3,707 | 23 | 4,480 | 29,327 | Feb. |
| 3,247 | 9,404 | 136 | 4,030 | 22 | 4,469 | 29,779 | Mar. |
| 3,532 | 9,700 | 151 | 3,981 | 25 | 4,597 | 30,847 | Apr. |
| 3,318 | 8,749 | 100 | 3,683 | 20 | 4,350 | 30,201 | May. |
| 3,486 | 10,060 | 127 | 3,999 | 24 | 4,553 | 30,170 | Jun. |
| 3,712 | 10,349 | 145 | 4,050 | 16 | 4,601 | 31,337 | Jul. |
| 3,448 | 8,618 | 132 | 3,885 | 20 | 4,554 | 31,172 | Aug. |
| 3,536 | 9,636 | 84 | 3,885 | 17 | 4,391 | 32,899 | Sep. |
| 3,685 | 9,967 | 56 | 3,917 | 22 | 6,233 | 35,866 | Oct. |
| 3,852 | 10,515 | 62 | 4,099 | 24 | 5,692 | 33,905 | Nov. |
| 4,021 | 9,561 | 69 | 4,222 | 22 | 5,229 | 33,606 | Dec. |

ポリエチレン(低密度) Polyethylene : Low density(0.94d under)

| 年 月 | 消費計 Consumption Total | 生産品目別消費 | | | | |
|----------|-----------------------------|-----------------------------|-------------|-------------------------------|--------------------------------------|--|
| | | フィルム・シート film and sheets | 板 plates | 合成皮革 synthetic leathers | パイプ・継手 pipes and pipe fittings | 機械器具部品 for machine tools and equipment parts |
| 平成 7年 | 696,259 | 516,489 | 951 | 3,281 | 19,539 | 11,333 |
| 8年 | 750,574 | 565,649 | 983 | 3,757 | 21,441 | 12,140 |
| 9年 | 774,430 | 585,203 | 902 | 3,973 | 23,360 | 15,254 |
| 10年 | 744,668 | 570,239 | 945 | 3,605 | 22,325 | 13,738 |
| 11年 | 758,446 | 579,905 | 790 | 3,807 | 23,090 | 14,151 |
| 平成 9年度 | 764,090 | 578,153 | 924 | 3,882 | 23,176 | 15,020 |
| 10年度 | 744,206 | 569,901 | 899 | 3,590 | 22,868 | 13,792 |
| 11年 1~3月 | 181,023 | 139,067 | 217 | 931 | 5,816 | 3,640 |
| 4~6月 | 187,093 | 142,943 | 189 | 998 | 5,692 | 3,511 |
| 7~9月 | 187,761 | 143,897 | 201 | 861 | 5,528 | 3,449 |
| 10~12月 | 202,569 | 153,998 | 183 | 1,017 | 6,054 | 3,551 |
| 11年 1月 | 56,842 | 43,568 | 53 | 277 | 1,910 | 1,100 |
| 2 | 60,015 | 46,089 | 86 | 332 | 1,902 | 1,233 |
| 3 | 64,166 | 49,410 | 78 | 322 | 2,004 | 1,307 |
| 4 | 64,691 | 49,483 | 60 | 325 | 1,981 | 1,176 |
| 5 | 59,161 | 45,627 | 62 | 321 | 1,669 | 1,136 |
| 6 | 63,241 | 47,833 | 67 | 352 | 2,042 | 1,199 |
| 7 | 65,190 | 49,654 | 57 | 284 | 1,834 | 1,186 |
| 8 | 57,629 | 43,995 | 58 | 269 | 1,670 | 1,031 |
| 9 | 64,942 | 50,248 | 86 | 308 | 2,024 | 1,232 |
| 10 | 68,032 | 51,594 | 63 | 315 | 1,957 | 1,145 |
| 11 | 68,864 | 52,395 | 62 | 350 | 1,967 | 1,243 |
| 12 | 65,673 | 50,009 | 58 | 352 | 2,130 | 1,163 |

ポリエチレン(高密度) Polyethylene : High density (0.94d and over)

| 年 月 | 消費計 Consumption Total | 生産品目別消費 | | | | |
|----------|-----------------------------|-----------------------------|-------------|-------------------------------|--------------------------------------|--|
| | | フィルム・シート film and sheets | 板 plates | 合成皮革 synthetic leathers | パイプ・継手 pipes and pipe fittings | 機械器具部品 for machine tools and equipment parts |
| 平成 7年 | 393,657 | 219,520 | 5,834 | - | 29,955 | 17,751 |
| 8年 | 440,318 | 246,945 | 5,864 | - | 37,104 | 20,585 |
| 9年 | 444,154 | 245,308 | 5,974 | - | 36,643 | 20,354 |
| 10年 | 416,122 | 236,634 | 1,661 | - | 33,219 | 16,989 |
| 11年 | 415,316 | 241,954 | 412 | - | 30,348 | 17,742 |
| 平成 9年度 | 434,109 | 240,772 | 5,621 | - | 35,672 | 19,367 |
| 10年度 | 416,535 | 239,037 | 794 | - | 32,721 | 17,011 |
| 11年 1~3月 | 99,252 | 57,994 | 118 | - | 7,313 | 4,398 |
| 4~6月 | 101,986 | 59,591 | 111 | - | 7,300 | 4,289 |
| 7~9月 | 103,852 | 60,442 | 98 | - | 7,622 | 4,436 |
| 10~12月 | 110,226 | 63,927 | 85 | - | 8,113 | 4,619 |
| 11年 1月 | 31,635 | 18,423 | 29 | - | 2,298 | 1,462 |
| 2 | 32,706 | 19,107 | 53 | - | 2,349 | 1,454 |
| 3 | 34,911 | 20,464 | 36 | - | 2,666 | 1,482 |
| 4 | 34,740 | 20,595 | 47 | - | 2,390 | 1,388 |
| 5 | 32,448 | 18,878 | 21 | - | 2,276 | 1,399 |
| 6 | 34,798 | 20,118 | 43 | - | 2,634 | 1,502 |
| 7 | 35,903 | 21,028 | 25 | - | 2,643 | 1,509 |
| 8 | 32,633 | 18,676 | 38 | - | 2,518 | 1,350 |
| 9 | 35,316 | 20,738 | 35 | - | 2,461 | 1,577 |
| 10 | 36,786 | 21,396 | 17 | - | 2,892 | 1,559 |
| 11 | 37,655 | 21,893 | 29 | - | 2,772 | 1,564 |
| 12 | 35,785 | 20,638 | 39 | - | 2,449 | 1,496 |

消費・在庫統計
statistics by Raw material

(単位：t) (Unit:t)

| 内 訳 Consumption items by the products | | | | | | 在庫 Inventory | Year and Month |
|--|------------------|--------------------|-----------------------|--------------------------------|-----------------------|-----------------|-------------------|
| 日用品・雑貨 for daily necessities and miscellaneous goods | 容器 containers | 建材 for building | 発泡製品 foam products | 強化製品 reinforced products | その他 Other products | | |
| 28,183 | 62,626 | 754 | 39,274 | 233 | 13,596 | 18,320 | C. Y. 1995 |
| 28,167 | 61,987 | 587 | 40,553 | 197 | 15,113 | 20,492 | C. Y. 1996 |
| 26,405 | 62,498 | 984 | 39,769 | 182 | 15,900 | 21,058 | C. Y. 1997 |
| 19,482 | 59,157 | 984 | 35,638 | 170 | 18,385 | 20,717 | C. Y. 1998 |
| 19,610 | 58,107 | 786 | 37,490 | 170 | 20,540 | 24,339 | C. Y. 1999 |
| 24,899 | 61,828 | 953 | 38,556 | 168 | 16,531 | 21,180 | F. Y. 1997 |
| 19,353 | 58,793 | 1,057 | 35,581 | 175 | 18,197 | 22,136 | F. Y. 1998 |
| 4,531 | 13,643 | 276 | 8,650 | 43 | 4,209 | 22,136 | Q1 1999 |
| 4,979 | 14,435 | 265 | 9,419 | 46 | 4,616 | 22,182 | Q2 |
| 4,910 | 14,748 | 192 | 9,568 | 35 | 4,372 | 23,973 | Q3 |
| 5,190 | 15,281 | 53 | 9,853 | 46 | 7,343 | 24,339 | Q4 |
| 1,440 | 4,106 | 93 | 2,892 | 13 | 1,390 | 20,886 | Jan. 1999 |
| 1,486 | 4,608 | 95 | 2,778 | 16 | 1,390 | 21,337 | Feb. |
| 1,605 | 4,929 | 88 | 2,980 | 14 | 1,429 | 22,136 | Mar. |
| 1,734 | 5,013 | 85 | 3,211 | 16 | 1,607 | 22,966 | Apr. |
| 1,562 | 4,266 | 88 | 3,003 | 13 | 1,414 | 22,502 | May. |
| 1,683 | 5,156 | 92 | 3,205 | 17 | 1,595 | 22,182 | Jun. |
| 1,723 | 5,519 | 90 | 3,281 | 11 | 1,551 | 22,717 | Jul. |
| 1,523 | 4,339 | 86 | 3,195 | 13 | 1,450 | 22,487 | Aug. |
| 1,664 | 4,890 | 16 | 3,092 | 11 | 1,371 | 23,973 | Sep. |
| 1,613 | 5,039 | 18 | 3,183 | 14 | 3,091 | 25,917 | Oct. |
| 1,772 | 5,471 | 16 | 3,294 | 16 | 2,278 | 24,505 | Nov. |
| 1,805 | 4,771 | 19 | 3,376 | 16 | 1,974 | 24,339 | Dec. |

(単位：t) (Unit:t)

| 内 訳 Consumption items by the products | | | | | | 在庫 Inventory | Year and Month |
|--|------------------|--------------------|-----------------------|--------------------------------|-----------------------|-----------------|-------------------|
| 日用品・雑貨 for daily necessities and miscellaneous goods | 容器 containers | 建材 for building | 発泡製品 foam products | 強化製品 reinforced products | その他 Other products | | |
| 20,270 | 62,353 | 276 | 10,325 | 128 | 27,245 | 7,132 | C. Y. 1995 |
| 20,260 | 65,662 | 1,050 | 12,677 | 136 | 30,035 | 7,947 | C. Y. 1996 |
| 21,050 | 67,254 | 800 | 12,462 | 109 | 34,200 | 7,698 | C. Y. 1997 |
| 19,802 | 60,385 | 552 | 11,673 | 106 | 35,101 | 7,756 | C. Y. 1998 |
| 22,256 | 55,196 | 565 | 9,637 | 86 | 37,120 | 9,267 | C. Y. 1999 |
| 20,508 | 65,719 | 659 | 12,109 | 102 | 33,580 | 8,624 | F. Y. 1997 |
| 20,400 | 58,117 | 571 | 11,370 | 105 | 36,409 | 7,643 | F. Y. 1998 |
| 4,745 | 12,505 | 149 | 2,756 | 23 | 9,251 | 7,643 | Q1 1999 |
| 5,357 | 14,074 | 113 | 2,244 | 23 | 8,884 | 7,988 | Q2 |
| 5,786 | 13,855 | 169 | 2,252 | 18 | 9,174 | 8,926 | Q3 |
| 6,368 | 14,762 | 134 | 2,385 | 22 | 9,811 | 9,267 | Q4 |
| 1,536 | 3,931 | 50 | 777 | 8 | 3,121 | 7,614 | Jan. 1999 |
| 1,567 | 4,099 | 51 | 929 | 7 | 3,090 | 7,990 | Feb. |
| 1,642 | 4,475 | 48 | 1,050 | 8 | 3,040 | 7,643 | Mar. |
| 1,798 | 4,687 | 66 | 770 | 9 | 2,990 | 7,881 | Apr. |
| 1,756 | 4,483 | 12 | 680 | 7 | 2,936 | 7,699 | May. |
| 1,803 | 4,904 | 35 | 794 | 7 | 2,958 | 7,988 | Jun. |
| 1,989 | 4,830 | 55 | 769 | 5 | 3,050 | 8,620 | Jul. |
| 1,925 | 4,279 | 46 | 690 | 7 | 3,104 | 8,685 | Aug. |
| 1,872 | 4,746 | 68 | 793 | 6 | 3,020 | 8,926 | Sep. |
| 2,072 | 4,928 | 38 | 734 | 8 | 3,142 | 9,949 | Oct. |
| 2,080 | 5,044 | 46 | 805 | 8 | 3,414 | 9,400 | Nov. |
| 2,216 | 4,790 | 50 | 846 | 6 | 3,255 | 9,267 | Dec. |

2. 原材料樹脂別
2. Consumption and Inventory

ポリスチレン (計) Polystyrene Total

| 年 月 | 消費計 Consumption Total | 生 産 品 目 別 消 費 | | | | |
|----------|-----------------------------|-----------------------------|-------------|-------------------------------|--------------------------------------|--|
| | | フィルム・シート film and sheets | 板 plates | 合成皮革 synthetic leathers | パイプ・継手 pipes and pipe fittings | 機械器具部品 for machine tools and equipment parts |
| 平成 7年 | 804,768 | 141,470 | 17,518 | 237 | 2,415 | 262,620 |
| 8年 | 852,513 | 168,168 | 18,300 | 204 | 2,491 | 269,676 |
| 9年 | 902,796 | 208,568 | 17,707 | 128 | 3,012 | 282,889 |
| 10年 | 877,566 | 225,012 | 17,298 | 65 | 2,691 | 267,605 |
| 11年 | 873,283 | 232,369 | 18,370 | 25 | 3,010 | 248,462 |
| 平成 9年度 | 897,035 | 212,485 | 17,332 | 100 | 2,929 | 280,480 |
| 10年度 | 870,945 | 222,932 | 17,697 | 57 | 2,884 | 263,446 |
| 11年 1~3月 | 208,862 | 51,723 | 4,468 | 7 | 776 | 63,373 |
| 4~6月 | 218,334 | 59,617 | 4,456 | 8 | 763 | 62,648 |
| 7~9月 | 219,272 | 60,138 | 4,753 | 5 | 706 | 60,761 |
| 10~12月 | 226,815 | 60,891 | 4,693 | 5 | 765 | 61,680 |
| 11年 1月 | 66,249 | 16,235 | 1,430 | 2 | 246 | 20,010 |
| 2 | 68,307 | 16,502 | 1,342 | 2 | 263 | 21,128 |
| 3 | 74,306 | 18,986 | 1,696 | 3 | 267 | 22,235 |
| 4 | 74,281 | 19,977 | 1,595 | 2 | 256 | 21,302 |
| 5 | 70,131 | 19,628 | 1,331 | 3 | 277 | 20,028 |
| 6 | 73,922 | 20,012 | 1,530 | 3 | 230 | 21,318 |
| 7 | 77,088 | 21,705 | 1,690 | 2 | 245 | 21,844 |
| 8 | 68,348 | 18,541 | 1,417 | 2 | 208 | 19,039 |
| 9 | 73,836 | 19,892 | 1,646 | 1 | 253 | 19,878 |
| 10 | 75,631 | 20,562 | 1,704 | 1 | 239 | 20,303 |
| 11 | 77,060 | 20,112 | 1,661 | 2 | 255 | 21,141 |
| 12 | 74,124 | 20,217 | 1,328 | 2 | 271 | 20,236 |

ポリスチレン (ABS) Polystyrene : Acrylonitrile butadiene styrene(ABS)

| 年 月 | 消費計 Consumption Total | 生 産 品 目 別 消 費 | | | | |
|----------|-----------------------------|-----------------------------|-------------|-------------------------------|--------------------------------------|--|
| | | フィルム・シート film and sheets | 板 plates | 合成皮革 synthetic leathers | パイプ・継手 pipes and pipe fittings | 機械器具部品 for machine tools and equipment parts |
| 平成 7年 | 194,491 | 8,530 | 5,624 | 237 | 1,464 | 144,136 |
| 8年 | 196,883 | 8,324 | 6,570 | 204 | 1,774 | 149,191 |
| 9年 | 205,999 | 9,428 | 6,548 | 128 | 2,226 | 156,995 |
| 10年 | 187,926 | 8,534 | 5,765 | 65 | 316 | 146,159 |
| 11年 | 184,901 | 8,499 | 5,436 | 25 | 435 | 141,812 |
| 平成 9年度 | 202,616 | 9,507 | 6,147 | 100 | 1,822 | 154,988 |
| 10年度 | 186,974 | 8,198 | 6,022 | 57 | 398 | 145,505 |
| 11年 1~3月 | 46,817 | 2,006 | 1,554 | 7 | 143 | 36,485 |
| 4~6月 | 46,105 | 2,041 | 1,325 | 8 | 112 | 35,369 |
| 7~9月 | 45,915 | 2,177 | 1,275 | 5 | 86 | 34,950 |
| 10~12月 | 46,064 | 2,275 | 1,282 | 5 | 94 | 35,008 |
| 11年 1月 | 15,026 | 707 | 483 | 2 | 41 | 11,635 |
| 2 | 15,273 | 619 | 476 | 2 | 52 | 11,998 |
| 3 | 16,518 | 680 | 595 | 3 | 50 | 12,852 |
| 4 | 15,671 | 676 | 499 | 2 | 38 | 12,025 |
| 5 | 14,726 | 657 | 403 | 3 | 41 | 11,318 |
| 6 | 15,708 | 708 | 423 | 3 | 33 | 12,026 |
| 7 | 16,291 | 728 | 460 | 2 | 33 | 12,434 |
| 8 | 14,440 | 655 | 346 | 2 | 19 | 11,032 |
| 9 | 15,184 | 794 | 469 | 1 | 34 | 11,484 |
| 10 | 15,398 | 797 | 462 | 1 | 36 | 11,581 |
| 11 | 15,677 | 744 | 448 | 2 | 20 | 11,913 |
| 12 | 14,989 | 734 | 372 | 2 | 38 | 11,514 |

消費・在庫統計
statistics by Raw material

(単位：t) (Unit:t)

| 内 訳 Consumption items by the products | | | | | | 在庫 Inventory | Year and Month |
|--|------------------|--------------------|-----------------------|--------------------------------|-----------------------|-----------------|-------------------|
| 日用品・雑貨 for daily necessities and miscellaneous goods | 容器 containers | 建材 for building | 発泡製品 foam products | 強化製品 reinforced products | その他 Other products | | |
| 59,984 | 23,310 | 3,367 | 260,478 | 847 | 32,522 | 18,734 | C. Y. 1995 |
| 60,993 | 29,186 | 3,206 | 266,350 | 799 | 33,140 | 20,381 | C. Y. 1996 |
| 61,141 | 28,200 | 3,471 | 264,405 | 98 | 33,177 | 20,682 | C. Y. 1997 |
| 58,017 | 22,494 | 3,356 | 248,550 | 93 | 32,385 | 20,390 | C. Y. 1998 |
| 56,568 | 21,254 | 3,814 | 253,459 | 169 | 35,783 | 22,288 | C. Y. 1999 |
| 60,018 | 27,210 | 3,574 | 259,641 | 94 | 33,172 | 20,541 | F. Y. 1997 |
| 57,376 | 22,033 | 3,361 | 248,654 | 103 | 32,402 | 20,735 | F. Y. 1998 |
| 13,242 | 5,108 | 866 | 60,885 | 35 | 8,379 | 20,735 | Q1 1999 |
| 14,259 | 5,538 | 928 | 60,735 | 42 | 9,340 | 20,277 | Q2 |
| 14,279 | 5,178 | 984 | 63,549 | 40 | 8,879 | 22,006 | Q3 |
| 14,788 | 5,430 | 1,036 | 68,290 | 52 | 9,185 | 22,288 | Q4 |
| 4,241 | 1,674 | 253 | 19,520 | 10 | 2,628 | 21,050 | Jan. 1999 |
| 4,247 | 1,634 | 286 | 20,206 | 8 | 2,689 | 20,500 | Feb. |
| 4,754 | 1,800 | 327 | 21,159 | 17 | 3,062 | 20,735 | Mar. |
| 4,769 | 1,968 | 327 | 20,805 | 14 | 3,266 | 21,375 | Apr. |
| 4,628 | 1,816 | 276 | 19,274 | 16 | 2,854 | 20,676 | May. |
| 4,862 | 1,754 | 325 | 20,656 | 12 | 3,220 | 20,277 | Jun. |
| 4,925 | 1,818 | 324 | 21,350 | 12 | 3,173 | 22,057 | Jul. |
| 4,466 | 1,680 | 328 | 19,876 | 10 | 2,781 | 22,219 | Aug. |
| 4,888 | 1,680 | 332 | 22,323 | 18 | 2,925 | 22,006 | Sep. |
| 5,000 | 1,817 | 333 | 22,684 | 20 | 2,968 | 21,150 | Oct. |
| 4,995 | 1,834 | 382 | 23,561 | 15 | 3,102 | 20,889 | Nov. |
| 4,793 | 1,779 | 321 | 22,045 | 17 | 3,115 | 22,288 | Dec. |

(単位：t) (Unit:t)

| 内 訳 Consumption items by the products | | | | | | 在庫 Inventory | Year and Month |
|--|------------------|--------------------|-----------------------|--------------------------------|-----------------------|-----------------|-------------------|
| 日用品・雑貨 for daily necessities and miscellaneous goods | 容器 containers | 建材 for building | 発泡製品 foam products | 強化製品 reinforced products | その他 Other products | | |
| 15,333 | 1,314 | 608 | 257 | 151 | 16,837 | 5,047 | C. Y. 1995 |
| 14,174 | 1,380 | 647 | 199 | 111 | 14,309 | 4,790 | C. Y. 1996 |
| 13,504 | 1,570 | 649 | 236 | 98 | 14,617 | 4,758 | C. Y. 1997 |
| 12,736 | 1,325 | 508 | 482 | 93 | 11,943 | 4,470 | C. Y. 1998 |
| 13,490 | 1,213 | 512 | 1,032 | 169 | 12,278 | 4,742 | C. Y. 1999 |
| 13,238 | 1,507 | 663 | 253 | 94 | 14,297 | 4,574 | F. Y. 1997 |
| 12,657 | 1,371 | 476 | 539 | 103 | 11,648 | 4,395 | F. Y. 1998 |
| 3,031 | 366 | 116 | 135 | 35 | 2,939 | 4,395 | Q1 1999 |
| 3,222 | 292 | 114 | 250 | 42 | 3,330 | 4,479 | Q2 |
| 3,663 | 273 | 130 | 379 | 40 | 2,937 | 4,631 | Q3 |
| 3,574 | 282 | 152 | 268 | 52 | 3,072 | 4,742 | Q4 |
| 988 | 119 | 33 | 34 | 10 | 974 | 4,597 | Jan. 1999 |
| 964 | 116 | 38 | 46 | 8 | 954 | 4,585 | Feb. |
| 1,079 | 131 | 45 | 55 | 17 | 1,011 | 4,395 | Mar. |
| 1,081 | 107 | 37 | 93 | 14 | 1,099 | 4,478 | Apr. |
| 995 | 93 | 30 | 77 | 16 | 1,093 | 4,454 | May. |
| 1,146 | 92 | 47 | 80 | 12 | 1,138 | 4,479 | Jun. |
| 1,261 | 84 | 43 | 132 | 12 | 1,102 | 4,631 | Jul. |
| 1,130 | 95 | 37 | 142 | 10 | 972 | 4,586 | Aug. |
| 1,272 | 94 | 50 | 105 | 18 | 863 | 4,631 | Sep. |
| 1,267 | 97 | 47 | 97 | 20 | 993 | 4,540 | Oct. |
| 1,227 | 101 | 55 | 86 | 15 | 1,066 | 4,619 | Nov. |
| 1,080 | 84 | 50 | 85 | 17 | 1,013 | 4,742 | Dec. |

ポリスチレン (その他) Polystyrene : Other Polystyrene

| 年 月 | 消費計 Consumption Total | 生 産 品 目 別 消 費 | | | | |
|----------|-----------------------------|-----------------------------|-------------|-------------------------------|--------------------------------------|--|
| | | フィルム・シート film and sheets | 板 plates | 合成皮革 synthetic leathers | パイプ・継手 pipes and pipe fittings | 機械器具部品 for machine tools and equipment parts |
| 平成 7年 | 610,277 | 132,940 | 11,894 | - | 951 | 118,484 |
| 8年 | 655,630 | 159,844 | 11,730 | - | 717 | 120,485 |
| 9年 | 696,797 | 199,140 | 11,159 | - | 786 | 125,894 |
| 10年 | 689,640 | 216,478 | 11,533 | - | 2,375 | 121,446 |
| 11年 | 688,382 | 223,870 | 12,934 | - | 2,575 | 106,650 |
| 平成 9年度 | 694,419 | 202,978 | 11,185 | - | 1,107 | 125,492 |
| 10年度 | 683,971 | 214,734 | 11,675 | - | 2,486 | 117,941 |
| 11年 1~3月 | 162,045 | 49,717 | 2,914 | - | 633 | 26,888 |
| 4~6月 | 172,229 | 57,576 | 3,131 | - | 651 | 27,279 |
| 7~9月 | 173,357 | 57,961 | 3,478 | - | 620 | 25,811 |
| 10~12月 | 180,751 | 58,616 | 3,411 | - | 671 | 26,672 |
| 11年 1月 | 51,223 | 15,528 | 947 | - | 205 | 8,375 |
| 2 | 53,034 | 15,883 | 866 | - | 211 | 9,130 |
| 3 | 57,788 | 18,306 | 1,101 | - | 217 | 9,383 |
| 4 | 58,610 | 19,301 | 1,096 | - | 218 | 9,277 |
| 5 | 55,405 | 18,971 | 928 | - | 236 | 8,710 |
| 6 | 58,214 | 19,304 | 1,107 | - | 197 | 9,292 |
| 7 | 60,797 | 20,977 | 1,230 | - | 212 | 9,410 |
| 8 | 53,908 | 17,886 | 1,071 | - | 189 | 8,007 |
| 9 | 58,652 | 19,098 | 1,177 | - | 219 | 8,394 |
| 10 | 60,233 | 19,765 | 1,242 | - | 203 | 8,722 |
| 11 | 61,383 | 19,368 | 1,213 | - | 235 | 9,228 |
| 12 | 59,135 | 19,483 | 956 | - | 233 | 8,722 |

ポリプロピレン Polypropylene

| 年 月 | 消費計 Consumption Total | 生 産 品 目 別 消 費 | | | | |
|----------|-----------------------------|-----------------------------|-------------|-------------------------------|--------------------------------------|--|
| | | フィルム・シート film and sheets | 板 plates | 合成皮革 synthetic leathers | パイプ・継手 pipes and pipe fittings | 機械器具部品 for machine tools and equipment parts |
| 平成 7年 | 1,034,665 | 459,490 | 12,229 | - | 5,366 | 215,715 |
| 8年 | 1,132,562 | 495,702 | 18,285 | - | 6,402 | 244,982 |
| 9年 | 1,181,934 | 522,841 | 19,059 | - | 6,651 | 254,794 |
| 10年 | 1,104,830 | 512,598 | 17,491 | - | 5,181 | 233,885 |
| 11年 | 1,108,107 | 510,154 | 17,603 | - | 4,791 | 242,642 |
| 平成 9年度 | 1,162,192 | 523,596 | 19,271 | - | 6,263 | 248,347 |
| 10年度 | 1,101,905 | 509,848 | 16,640 | - | 5,066 | 235,652 |
| 11年 1~3月 | 269,656 | 122,201 | 4,101 | - | 1,145 | 61,434 |
| 4~6月 | 279,347 | 129,609 | 4,566 | - | 1,170 | 57,651 |
| 7~9月 | 271,395 | 125,602 | 4,152 | - | 1,209 | 60,531 |
| 10~12月 | 287,709 | 132,742 | 4,784 | - | 1,267 | 63,026 |
| 11年 1月 | 84,418 | 38,317 | 1,268 | - | 419 | 19,134 |
| 2 | 88,904 | 40,428 | 1,331 | - | 357 | 20,477 |
| 3 | 96,334 | 43,456 | 1,502 | - | 369 | 21,823 |
| 4 | 94,486 | 43,512 | 1,578 | - | 381 | 19,257 |
| 5 | 89,320 | 41,457 | 1,402 | - | 378 | 18,177 |
| 6 | 95,541 | 44,640 | 1,586 | - | 411 | 20,217 |
| 7 | 94,096 | 43,628 | 1,452 | - | 416 | 21,435 |
| 8 | 83,568 | 38,389 | 1,225 | - | 451 | 18,215 |
| 9 | 93,731 | 43,585 | 1,475 | - | 342 | 20,881 |
| 10 | 96,533 | 45,273 | 1,571 | - | 383 | 21,182 |
| 11 | 97,960 | 45,058 | 1,700 | - | 415 | 21,536 |
| 12 | 93,216 | 42,411 | 1,513 | - | 469 | 20,308 |

消費・在庫統計
statistics by Raw material

(単位：t) (Unit:t)

| 内訳 Consumption items by the products | | | | | | 在庫 Inventory | Year and Month |
|--|------------------|--------------------|-----------------------|--------------------------------|-----------------------|-----------------|-------------------|
| 日用品・雑貨 for daily necessities and miscellaneous goods | 容器 containers | 建材 for building | 発泡製品 foam products | 強化製品 reinforced products | その他 Other products | | |
| 44,651 | 21,996 | 2,759 | 260,221 | 696 | 15,685 | 13,687 | C. Y. 1995 |
| 46,819 | 27,806 | 2,559 | 266,151 | 688 | 18,831 | 15,591 | C. Y. 1996 |
| 47,637 | 26,630 | 2,822 | 264,169 | - | 18,560 | 15,924 | C. Y. 1997 |
| 45,281 | 21,169 | 2,848 | 248,068 | - | 20,442 | 15,920 | C. Y. 1998 |
| 43,078 | 20,041 | 3,302 | 252,427 | - | 23,505 | 17,546 | C. Y. 1999 |
| 46,780 | 25,703 | 2,911 | 259,388 | - | 18,875 | 15,967 | F. Y. 1997 |
| 44,719 | 20,662 | 2,885 | 248,115 | - | 20,754 | 16,340 | F. Y. 1998 |
| 10,211 | 4,742 | 750 | 60,750 | - | 5,440 | 16,340 | Q1 1999 |
| 11,037 | 5,246 | 814 | 60,485 | - | 6,010 | 15,798 | Q2 |
| 10,616 | 4,905 | 854 | 63,170 | - | 5,942 | 17,375 | Q3 |
| 11,214 | 5,148 | 884 | 68,022 | - | 6,113 | 17,546 | Q4 |
| 3,253 | 1,555 | 220 | 19,486 | - | 1,654 | 16,453 | Jan. 1999 |
| 3,283 | 1,518 | 248 | 20,160 | - | 1,735 | 15,915 | Feb. |
| 3,675 | 1,669 | 282 | 21,104 | - | 2,051 | 16,340 | Mar. |
| 3,688 | 1,861 | 290 | 20,712 | - | 2,167 | 16,897 | Apr. |
| 3,633 | 1,723 | 246 | 19,197 | - | 1,761 | 16,222 | May. |
| 3,716 | 1,662 | 278 | 20,576 | - | 2,082 | 15,798 | Jun. |
| 3,664 | 1,734 | 281 | 21,218 | - | 2,071 | 17,426 | Jul. |
| 3,336 | 1,585 | 291 | 19,734 | - | 1,809 | 17,633 | Aug. |
| 3,616 | 1,586 | 282 | 22,218 | - | 2,062 | 17,375 | Sep. |
| 3,733 | 1,720 | 286 | 22,587 | - | 1,975 | 16,610 | Oct. |
| 3,768 | 1,733 | 327 | 23,475 | - | 2,036 | 16,270 | Nov. |
| 3,713 | 1,695 | 271 | 21,960 | - | 2,102 | 17,546 | Dec. |

(単位：t) (Unit:t)

| 内訳 Consumption items by the products | | | | | | 在庫 Inventory | Year and Month |
|--|------------------|--------------------|-----------------------|--------------------------------|-----------------------|-----------------|-------------------|
| 日用品・雑貨 for daily necessities and miscellaneous goods | 容器 containers | 建材 for building | 発泡製品 foam products | 強化製品 reinforced products | その他 Other products | | |
| 202,530 | 49,976 | 685 | 12,139 | 184 | 76,351 | 20,110 | C. Y. 1995 |
| 222,100 | 52,313 | 406 | 13,927 | 283 | 78,162 | 25,702 | C. Y. 1996 |
| 223,953 | 58,175 | 376 | 13,464 | 297 | 82,324 | 24,539 | C. Y. 1997 |
| 196,780 | 47,124 | 246 | 13,125 | 262 | 78,138 | 26,853 | C. Y. 1998 |
| 189,142 | 48,738 | 86 | 16,050 | 196 | 78,705 | 33,345 | C. Y. 1999 |
| 216,682 | 54,472 | 348 | 12,924 | 316 | 79,973 | 24,673 | F. Y. 1997 |
| 194,581 | 47,673 | 196 | 14,224 | 231 | 77,794 | 24,698 | F. Y. 1998 |
| 46,219 | 11,440 | 32 | 3,939 | 55 | 19,090 | 24,698 | Q1 1999 |
| 50,249 | 12,492 | 19 | 4,056 | 46 | 19,489 | 30,835 | Q2 |
| 44,506 | 12,176 | 11 | 3,888 | 36 | 19,284 | 31,884 | Q3 |
| 48,168 | 12,630 | 24 | 4,167 | 59 | 20,842 | 33,345 | Q4 |
| 14,363 | 3,412 | 7 | 1,265 | 13 | 6,220 | 26,336 | Jan. 1999 |
| 15,222 | 3,800 | 20 | 1,240 | 21 | 6,008 | 25,334 | Feb. |
| 16,634 | 4,228 | 5 | 1,434 | 21 | 6,862 | 24,698 | Mar. |
| 17,592 | 4,135 | 11 | 1,416 | 19 | 6,585 | 27,290 | Apr. |
| 16,313 | 3,914 | 2 | 1,334 | 16 | 6,327 | 31,285 | May. |
| 16,344 | 4,443 | 6 | 1,306 | 11 | 6,577 | 30,835 | Jun. |
| 15,069 | 4,138 | 1 | 1,353 | 10 | 6,594 | 32,503 | Jul. |
| 13,945 | 3,951 | 4 | 1,288 | 11 | 6,089 | 31,136 | Aug. |
| 15,492 | 4,087 | 6 | 1,247 | 15 | 6,601 | 31,884 | Sep. |
| 15,852 | 4,209 | 5 | 1,367 | 16 | 6,675 | 31,995 | Oct. |
| 16,353 | 4,249 | 13 | 1,427 | 18 | 7,191 | 31,949 | Nov. |
| 15,963 | 4,172 | 6 | 1,373 | 25 | 6,976 | 33,345 | Dec. |

塩化ビニル(合計) Vinyl chloride Total

| 年 月 | 消費計 Consumption Total | 生 産 品 目 別 消 費 | | | | |
|----------|-----------------------------|-----------------------------|-------------|-------------------------------|--------------------------------------|--|
| | | フィルム・シート film and sheets | 板 plates | 合成皮革 synthetic leathers | パイプ・継手 pipes and pipe fittings | 機械器具部品 for machine tools and equipment parts |
| 平成 7年 | 1,355,752 | 328,417 | 70,807 | 42,387 | 549,462 | 37,983 |
| 8年 | 1,471,357 | 334,515 | 71,961 | 39,830 | 657,512 | 39,623 |
| 9年 | 1,465,205 | 334,565 | 69,622 | 37,593 | 659,959 | 40,312 |
| 10年 | 1,294,529 | 285,631 | 59,508 | 32,644 | 607,619 | 36,424 |
| 11年 | 1,298,661 | 275,999 | 54,306 | 31,881 | 634,628 | 34,368 |
| 平成 9年度 | 1,422,987 | 329,587 | 67,643 | 36,584 | 640,518 | 38,615 |
| 10年度 | 1,280,128 | 277,427 | 57,793 | 31,895 | 608,532 | 35,894 |
| 11年 1~3月 | 320,197 | 66,815 | 12,943 | 8,176 | 157,443 | 8,669 |
| 4~6月 | 289,262 | 66,349 | 13,910 | 7,488 | 128,586 | 8,618 |
| 7~9月 | 329,007 | 68,607 | 12,400 | 7,880 | 164,409 | 8,586 |
| 10~12月 | 360,195 | 74,228 | 15,053 | 8,337 | 184,190 | 8,495 |
| 11年 1月 | 103,269 | 21,619 | 4,011 | 2,661 | 51,313 | 2,764 |
| 2 | 107,121 | 21,644 | 3,964 | 2,678 | 53,575 | 2,877 |
| 3 | 109,807 | 23,552 | 4,968 | 2,837 | 52,555 | 3,028 |
| 4 | 93,397 | 23,250 | 4,666 | 2,578 | 37,714 | 2,943 |
| 5 | 92,441 | 20,680 | 4,423 | 2,421 | 42,047 | 2,778 |
| 6 | 103,424 | 22,419 | 4,821 | 2,489 | 48,825 | 2,897 |
| 7 | 110,483 | 23,227 | 4,545 | 2,690 | 53,915 | 2,969 |
| 8 | 96,557 | 21,021 | 3,439 | 2,459 | 45,922 | 2,802 |
| 9 | 121,967 | 24,359 | 4,416 | 2,731 | 64,572 | 2,815 |
| 10 | 120,748 | 25,150 | 5,622 | 2,868 | 60,897 | 2,887 |
| 11 | 124,171 | 25,331 | 4,819 | 2,924 | 64,606 | 2,866 |
| 12 | 115,276 | 23,747 | 4,612 | 2,545 | 58,687 | 2,742 |

塩化ビニル樹脂(計) Vinyl chloride resins Total

| 年 月 | 消費計 Consumption Total | 生 産 品 目 別 消 費 | | | | |
|----------|-----------------------------|-----------------------------|-------------|-------------------------------|--------------------------------------|--|
| | | フィルム・シート film and sheets | 板 plates | 合成皮革 synthetic leathers | パイプ・継手 pipes and pipe fittings | 機械器具部品 for machine tools and equipment parts |
| 平成 7年 | 1,242,101 | 324,414 | 68,794 | 41,835 | 513,771 | 22,257 |
| 8年 | 1,282,909 | 329,984 | 70,897 | 38,537 | 549,232 | 25,330 |
| 9年 | 1,274,083 | 330,600 | 68,555 | 37,382 | 548,503 | 25,614 |
| 10年 | 1,126,097 | 282,306 | 58,605 | 32,457 | 506,983 | 23,323 |
| 11年 | 1,125,885 | 272,449 | 53,431 | 30,912 | 531,337 | 20,074 |
| 平成 9年度 | 1,238,479 | 325,876 | 66,639 | 36,387 | 532,496 | 24,417 |
| 10年度 | 1,110,888 | 273,971 | 56,883 | 31,505 | 507,338 | 22,583 |
| 11年 1~3月 | 275,228 | 65,764 | 12,787 | 7,925 | 130,022 | 5,074 |
| 4~6月 | 252,227 | 65,509 | 13,696 | 7,330 | 108,746 | 5,028 |
| 7~9月 | 285,687 | 67,806 | 12,204 | 7,600 | 138,319 | 5,029 |
| 10~12月 | 312,743 | 73,370 | 14,744 | 8,057 | 154,250 | 4,943 |
| 11年 1月 | 88,989 | 21,266 | 3,950 | 2,547 | 42,653 | 1,711 |
| 2 | 92,162 | 21,276 | 3,896 | 2,591 | 44,495 | 1,638 |
| 3 | 94,077 | 23,222 | 4,941 | 2,787 | 42,874 | 1,725 |
| 4 | 81,331 | 22,973 | 4,589 | 2,537 | 31,676 | 1,704 |
| 5 | 80,608 | 20,406 | 4,344 | 2,369 | 35,635 | 1,648 |
| 6 | 90,288 | 22,130 | 4,763 | 2,424 | 41,435 | 1,676 |
| 7 | 96,389 | 22,955 | 4,470 | 2,614 | 45,834 | 1,706 |
| 8 | 83,834 | 20,756 | 3,375 | 2,359 | 38,745 | 1,671 |
| 9 | 105,464 | 24,095 | 4,359 | 2,627 | 53,740 | 1,652 |
| 10 | 105,209 | 24,884 | 5,503 | 2,784 | 51,137 | 1,662 |
| 11 | 107,001 | 25,047 | 4,720 | 2,804 | 53,453 | 1,678 |
| 12 | 100,533 | 23,439 | 4,521 | 2,469 | 49,660 | 1,603 |

消費・在庫統計
statistics by Raw material

(単位：t) (Unit:t)

| 内 訳 Consumption items by the products | | | | | | 在庫 Inventory | Year and Month |
|--|------------------|--------------------|-----------------------|--------------------------------|-----------------------|-----------------|-------------------|
| 日用品・雑貨 for daily necessities and miscellaneous goods | 容器 containers | 建材 for building | 発泡製品 foam products | 強化製品 reinforced products | その他 Other products | | |
| 25,881 | 12,611 | 168,027 | 6,651 | 759 | 112,767 | 20,273 | C. Y. 1995 |
| 21,367 | 13,211 | 177,855 | 7,225 | 748 | 107,510 | 22,880 | C. Y. 1996 |
| 18,767 | 13,463 | 176,799 | 7,377 | 583 | 106,165 | 22,999 | C. Y. 1997 |
| 14,206 | 12,473 | 150,288 | 8,726 | 485 | 86,525 | 22,899 | C. Y. 1998 |
| 11,787 | 10,956 | 151,369 | 8,994 | 445 | 83,928 | 26,657 | C. Y. 1999 |
| 17,874 | 13,552 | 169,170 | 7,226 | 543 | 101,675 | 22,508 | F. Y. 1997 |
| 13,489 | 11,820 | 149,105 | 9,335 | 458 | 84,380 | 22,441 | F. Y. 1998 |
| 3,170 | 2,582 | 37,344 | 2,252 | 116 | 20,687 | 22,441 | Q1 1999 |
| 3,117 | 2,738 | 35,321 | 2,112 | 110 | 20,913 | 20,762 | Q2 |
| 2,672 | 2,848 | 38,111 | 2,385 | 114 | 20,995 | 23,745 | Q3 |
| 2,828 | 2,788 | 40,593 | 2,245 | 105 | 21,333 | 26,657 | Q4 |
| 1,008 | 852 | 11,991 | 709 | 39 | 6,302 | 22,945 | Jan. 1999 |
| 1,030 | 859 | 12,635 | 768 | 37 | 7,054 | 22,948 | Feb. |
| 1,132 | 871 | 12,718 | 775 | 40 | 7,331 | 22,441 | Mar. |
| 1,118 | 923 | 12,075 | 655 | 36 | 7,439 | 22,588 | Apr. |
| 957 | 852 | 11,010 | 695 | 39 | 6,539 | 21,219 | May. |
| 1,042 | 963 | 12,236 | 762 | 35 | 6,935 | 20,762 | Jun. |
| 950 | 988 | 12,950 | 819 | 38 | 7,392 | 22,380 | Jul. |
| 798 | 895 | 11,810 | 777 | 41 | 6,593 | 21,265 | Aug. |
| 924 | 965 | 13,351 | 789 | 35 | 7,010 | 23,745 | Sep. |
| 969 | 923 | 13,586 | 752 | 35 | 7,059 | 24,668 | Oct. |
| 1,011 | 977 | 13,548 | 766 | 35 | 7,288 | 23,985 | Nov. |
| 848 | 888 | 13,459 | 727 | 35 | 6,986 | 26,657 | Dec. |

(単位：t) (Unit:t)

| 内 訳 Consumption items by the products | | | | | | 在庫 Inventory | Year and Month |
|--|------------------|--------------------|-----------------------|--------------------------------|-----------------------|-----------------|-------------------|
| 日用品・雑貨 for daily necessities and miscellaneous goods | 容器 containers | 建材 for building | 発泡製品 foam products | 強化製品 reinforced products | その他 Other products | | |
| 21,025 | 7,103 | 156,150 | 4,501 | 759 | 81,492 | 18,167 | C. Y. 1995 |
| 16,589 | 8,091 | 162,571 | 4,997 | 748 | 75,933 | 18,022 | C. Y. 1996 |
| 14,617 | 8,012 | 160,676 | 4,778 | 583 | 74,763 | 17,305 | C. Y. 1997 |
| 11,269 | 7,278 | 137,397 | 5,935 | 485 | 60,059 | 16,543 | C. Y. 1998 |
| 9,218 | 6,907 | 137,665 | 5,912 | 445 | 57,535 | 19,483 | C. Y. 1999 |
| 14,111 | 8,099 | 153,869 | 4,631 | 543 | 71,411 | 16,595 | F. Y. 1997 |
| 10,569 | 6,948 | 136,217 | 6,326 | 458 | 58,090 | 15,747 | F. Y. 1998 |
| 2,416 | 1,574 | 34,141 | 1,444 | 116 | 13,965 | 15,747 | Q1 1999 |
| 2,481 | 1,712 | 32,133 | 1,359 | 110 | 14,123 | 15,334 | Q2 |
| 2,087 | 1,832 | 34,531 | 1,567 | 114 | 14,598 | 17,932 | Q3 |
| 2,234 | 1,789 | 36,860 | 1,542 | 105 | 14,849 | 19,483 | Q4 |
| 775 | 515 | 10,894 | 475 | 39 | 4,164 | 16,393 | Jan. 1999 |
| 773 | 522 | 11,552 | 503 | 37 | 4,879 | 16,296 | Feb. |
| 868 | 537 | 11,695 | 466 | 40 | 4,922 | 15,747 | Mar. |
| 876 | 589 | 10,971 | 457 | 36 | 4,923 | 16,180 | Apr. |
| 764 | 516 | 10,002 | 449 | 39 | 4,436 | 15,225 | May. |
| 841 | 607 | 11,160 | 453 | 35 | 4,764 | 15,334 | Jun. |
| 750 | 640 | 11,780 | 522 | 38 | 5,080 | 16,511 | Jul. |
| 610 | 568 | 10,624 | 532 | 41 | 4,553 | 15,509 | Aug. |
| 727 | 624 | 12,127 | 513 | 35 | 4,965 | 17,932 | Sep. |
| 773 | 594 | 12,327 | 532 | 35 | 4,978 | 18,800 | Oct. |
| 808 | 644 | 12,310 | 513 | 35 | 4,989 | 17,332 | Nov. |
| 653 | 551 | 12,223 | 497 | 35 | 4,882 | 19,483 | Dec. |

塩化ビニル樹脂(軟質用) Vinyl chloride resins (for Plasticization)

| 年 月 | 消費計 Consumption Total | 生 産 品 目 別 消 費 | | | | |
|----------|-----------------------------|-----------------------------|-------------|-------------------------------|--------------------------------------|--|
| | | フィルム・シート film and sheets | 板 plates | 合成皮革 synthetic leathers | パイプ・継手 pipes and pipe fittings | 機械器具部品 for machine tools and equipment parts |
| 平成 7年 | 434,790 | 246,238 | 1,107 | 41,835 | - | 19,769 |
| 8年 | 437,871 | 252,486 | 1,237 | 38,537 | - | 19,960 |
| 9年 | 438,702 | 255,165 | 1,156 | 37,382 | - | 19,661 |
| 10年 | 377,330 | 216,429 | 890 | 32,457 | - | 18,076 |
| 11年 | 362,029 | 208,501 | 788 | 30,912 | - | 15,007 |
| 平成 9年度 | 429,474 | 251,827 | 1,115 | 36,387 | - | 18,642 |
| 10年度 | 366,893 | 209,920 | 883 | 31,505 | - | 17,440 |
| 11年 1~3月 | 89,787 | 50,625 | 258 | 7,925 | - | 3,940 |
| 4~6月 | 85,808 | 49,310 | 186 | 7,330 | - | 3,753 |
| 7~9月 | 90,025 | 51,996 | 177 | 7,600 | - | 3,762 |
| 10~12月 | 96,409 | 56,570 | 167 | 8,057 | - | 3,552 |
| 11年 1月 | 28,507 | 16,474 | 63 | 2,547 | - | 1,385 |
| 2 | 29,712 | 16,164 | 80 | 2,591 | - | 1,225 |
| 3 | 31,568 | 17,987 | 115 | 2,787 | - | 1,330 |
| 4 | 30,171 | 17,385 | 66 | 2,537 | - | 1,246 |
| 5 | 26,681 | 15,227 | 50 | 2,369 | - | 1,267 |
| 6 | 28,956 | 16,698 | 70 | 2,424 | - | 1,240 |
| 7 | 30,578 | 17,499 | 58 | 2,614 | - | 1,290 |
| 8 | 27,681 | 15,873 | 59 | 2,359 | - | 1,253 |
| 9 | 31,766 | 18,624 | 60 | 2,627 | - | 1,219 |
| 10 | 32,239 | 18,834 | 63 | 2,784 | - | 1,201 |
| 11 | 33,134 | 19,551 | 47 | 2,804 | - | 1,208 |
| 12 | 31,036 | 18,185 | 57 | 2,469 | - | 1,143 |

塩化ビニル樹脂(硬質用) Vinyl chloride resins (for Rigid plastic)

| 年 月 | 消費計 Consumption Total | 生 産 品 目 別 消 費 | | | | |
|----------|-----------------------------|-----------------------------|-------------|-------------------------------|--------------------------------------|--|
| | | フィルム・シート film and sheets | 板 plates | 合成皮革 synthetic leathers | パイプ・継手 pipes and pipe fittings | 機械器具部品 for machine tools and equipment parts |
| 平成 7年 | 807,311 | 78,176 | 67,687 | - | 513,771 | 2,488 |
| 8年 | 845,038 | 77,498 | 69,660 | - | 549,232 | 5,370 |
| 9年 | 835,381 | 75,435 | 67,399 | - | 548,503 | 5,953 |
| 10年 | 748,767 | 65,877 | 57,715 | - | 506,983 | 5,247 |
| 11年 | 763,856 | 63,948 | 52,643 | - | 531,337 | 5,067 |
| 平成 9年度 | 809,005 | 74,049 | 65,524 | - | 532,496 | 5,775 |
| 10年度 | 743,995 | 64,051 | 56,000 | - | 507,338 | 5,143 |
| 11年 1~3月 | 185,441 | 15,139 | 12,529 | - | 130,022 | 1,134 |
| 4~6月 | 166,419 | 16,199 | 13,510 | - | 108,746 | 1,275 |
| 7~9月 | 195,662 | 15,810 | 12,027 | - | 138,319 | 1,267 |
| 10~12月 | 216,334 | 16,800 | 14,577 | - | 154,250 | 1,391 |
| 11年 1月 | 60,482 | 4,792 | 3,887 | - | 42,653 | 326 |
| 2 | 62,450 | 5,112 | 3,816 | - | 44,495 | 413 |
| 3 | 62,509 | 5,235 | 4,826 | - | 42,874 | 395 |
| 4 | 51,160 | 5,588 | 4,523 | - | 31,676 | 458 |
| 5 | 53,927 | 5,179 | 4,294 | - | 35,635 | 381 |
| 6 | 61,332 | 5,432 | 4,693 | - | 41,435 | 436 |
| 7 | 65,811 | 5,456 | 4,412 | - | 45,834 | 416 |
| 8 | 56,153 | 4,883 | 3,316 | - | 38,745 | 418 |
| 9 | 73,698 | 5,471 | 4,299 | - | 53,740 | 433 |
| 10 | 72,970 | 6,050 | 5,440 | - | 51,137 | 461 |
| 11 | 73,867 | 5,496 | 4,673 | - | 53,453 | 470 |
| 12 | 69,497 | 5,254 | 4,464 | - | 49,660 | 460 |

消費・在庫統計
statistics by Raw material

(単位：t) (Unit:t)

| 内 訳 Consumption items by the products | | | | | | 在庫 Inventory | Year and Month |
|--|------------------|--------------------|-----------------------|--------------------------------|-----------------------|-----------------|-------------------|
| 日用品・雑貨 for daily necessities and miscellaneous goods | 容器 containers | 建材 for building | 発泡製品 foam products | 強化製品 reinforced products | その他 Other products | | |
| 10,389 | 3,441 | 78,262 | 678 | - | 33,071 | 7,439 | C. Y. 1995 |
| 7,535 | 3,986 | 83,912 | 518 | - | 29,700 | 7,494 | C. Y. 1996 |
| 7,185 | 4,434 | 82,790 | 514 | - | 30,415 | 7,710 | C. Y. 1997 |
| 5,806 | 4,476 | 72,323 | 416 | - | 26,457 | 6,822 | C. Y. 1998 |
| 5,488 | 4,568 | 69,936 | 398 | - | 26,431 | 8,530 | C. Y. 1999 |
| 6,832 | 4,549 | 80,746 | 473 | - | 28,903 | 7,444 | F. Y. 1997 |
| 5,701 | 4,351 | 70,689 | 416 | - | 25,988 | 6,425 | F. Y. 1998 |
| 1,407 | 989 | 18,415 | 94 | - | 6,134 | 6,425 | Q1 1999 |
| 1,432 | 1,141 | 15,969 | 103 | - | 6,584 | 6,623 | Q2 |
| 1,269 | 1,231 | 17,025 | 91 | - | 6,874 | 8,178 | Q3 |
| 1,380 | 1,207 | 18,527 | 110 | - | 6,839 | 8,530 | Q4 |
| 465 | 317 | 5,524 | 28 | - | 1,704 | 6,802 | Jan. 1999 |
| 463 | 321 | 6,631 | 46 | - | 2,191 | 6,684 | Feb. |
| 479 | 351 | 6,260 | 20 | - | 2,239 | 6,425 | Mar. |
| 505 | 393 | 5,624 | 39 | - | 2,376 | 6,554 | Apr. |
| 437 | 342 | 4,942 | 25 | - | 2,022 | 6,422 | May. |
| 490 | 406 | 5,403 | 39 | - | 2,186 | 6,623 | Jun. |
| 433 | 426 | 5,755 | 24 | - | 2,479 | 6,727 | Jul. |
| 375 | 386 | 5,203 | 28 | - | 2,145 | 6,642 | Aug. |
| 461 | 419 | 6,067 | 39 | - | 2,250 | 8,178 | Sep. |
| 486 | 412 | 6,120 | 36 | - | 2,303 | 8,143 | Oct. |
| 465 | 440 | 6,315 | 38 | - | 2,266 | 7,559 | Nov. |
| 429 | 355 | 6,092 | 36 | - | 2,270 | 8,530 | Dec. |

(単位：t) (Unit:t)

| 内 訳 Consumption items by the products | | | | | | 在庫 Inventory | Year and Month |
|--|------------------|--------------------|-----------------------|--------------------------------|-----------------------|-----------------|-------------------|
| 日用品・雑貨 for daily necessities and miscellaneous goods | 容器 containers | 建材 for building | 発泡製品 foam products | 強化製品 reinforced products | その他 Other products | | |
| 10,636 | 3,662 | 77,888 | 3,823 | 759 | 48,421 | 10,728 | C. Y. 1995 |
| 9,054 | 4,105 | 78,659 | 4,479 | 748 | 46,233 | 10,528 | C. Y. 1996 |
| 7,432 | 3,578 | 77,886 | 4,264 | 583 | 44,348 | 9,595 | C. Y. 1997 |
| 5,463 | 2,802 | 65,074 | 5,519 | 485 | 33,602 | 9,721 | C. Y. 1998 |
| 3,730 | 2,339 | 67,729 | 5,514 | 445 | 31,104 | 10,953 | C. Y. 1999 |
| 7,279 | 3,550 | 73,123 | 4,158 | 543 | 42,508 | 9,151 | F. Y. 1997 |
| 4,868 | 2,597 | 65,528 | 5,910 | 458 | 32,102 | 9,322 | F. Y. 1998 |
| 1,009 | 585 | 15,726 | 1,350 | 116 | 7,831 | 9,322 | Q1 1999 |
| 1,049 | 571 | 16,164 | 1,256 | 110 | 7,539 | 8,711 | Q2 |
| 818 | 601 | 17,506 | 1,476 | 114 | 7,724 | 9,754 | Q3 |
| 854 | 582 | 18,333 | 1,432 | 105 | 8,010 | 10,953 | Q4 |
| 310 | 198 | 5,370 | 447 | 39 | 2,460 | 9,591 | Jan. 1999 |
| 310 | 201 | 4,921 | 457 | 37 | 2,688 | 9,612 | Feb. |
| 389 | 186 | 5,435 | 446 | 40 | 2,683 | 9,322 | Mar. |
| 371 | 196 | 5,347 | 418 | 36 | 2,547 | 9,626 | Apr. |
| 327 | 174 | 5,060 | 424 | 39 | 2,414 | 8,803 | May. |
| 351 | 201 | 5,757 | 414 | 35 | 2,578 | 8,711 | Jun. |
| 317 | 214 | 6,025 | 498 | 38 | 2,601 | 9,784 | Jul. |
| 235 | 182 | 5,421 | 504 | 41 | 2,408 | 8,867 | Aug. |
| 266 | 205 | 6,060 | 474 | 35 | 2,715 | 9,754 | Sep. |
| 287 | 182 | 6,207 | 496 | 35 | 2,675 | 10,657 | Oct. |
| 343 | 204 | 5,995 | 475 | 35 | 2,723 | 9,773 | Nov. |
| 224 | 196 | 6,131 | 461 | 35 | 2,612 | 10,953 | Dec. |

2. 原材料樹脂別
2. Consumption and Inventory

塩化ビニル・コンパウンド Vinyl chloride compound

| 年 月 | 消費計 Consumption Total | 生 産 品 目 別 消 費 | | | | |
|----------|-----------------------------|-----------------------------|-------------|-------------------------------|--------------------------------------|--|
| | | フィルム・シート film and sheets | 板 plates | 合成皮革 synthetic leathers | パイプ・継手 pipes and pipe fittings | 機械器具部品 for machine tools and equipment parts |
| 平成 7年 | 113,651 | 4,003 | 2,013 | 552 | 35,691 | 15,726 |
| 8年 | 188,448 | 4,531 | 1,064 | 1,293 | 108,280 | 14,293 |
| 9年 | 191,122 | 3,965 | 1,067 | 211 | 111,456 | 14,698 |
| 10年 | 168,432 | 3,325 | 903 | 187 | 100,636 | 13,101 |
| 11年 | 172,776 | 3,550 | 875 | 969 | 103,291 | 14,294 |
| 平成 9年度 | 184,508 | 3,711 | 1,004 | 197 | 108,022 | 14,198 |
| 10年度 | 169,240 | 3,456 | 910 | 390 | 101,194 | 13,311 |
| 11年 1～3月 | 44,969 | 1,051 | 156 | 251 | 27,421 | 3,595 |
| 4～6月 | 37,035 | 840 | 214 | 158 | 19,840 | 3,590 |
| 7～9月 | 43,320 | 801 | 196 | 280 | 26,090 | 3,557 |
| 10～12月 | 47,452 | 858 | 309 | 280 | 29,940 | 3,552 |
| 11年 1月 | 14,280 | 353 | 61 | 114 | 8,660 | 1,053 |
| 2 | 14,959 | 368 | 68 | 87 | 9,080 | 1,239 |
| 3 | 15,730 | 330 | 27 | 50 | 9,681 | 1,303 |
| 4 | 12,066 | 277 | 77 | 41 | 6,038 | 1,239 |
| 5 | 11,833 | 274 | 79 | 52 | 6,412 | 1,130 |
| 6 | 13,136 | 289 | 58 | 65 | 7,390 | 1,221 |
| 7 | 14,094 | 272 | 75 | 76 | 8,081 | 1,263 |
| 8 | 12,723 | 265 | 64 | 100 | 7,177 | 1,131 |
| 9 | 16,503 | 264 | 57 | 104 | 10,832 | 1,163 |
| 10 | 15,539 | 266 | 119 | 84 | 9,760 | 1,225 |
| 11 | 17,170 | 284 | 99 | 120 | 11,153 | 1,188 |
| 12 | 14,743 | 308 | 91 | 76 | 9,027 | 1,139 |

メタクリル樹脂 (成形材料) Methacrylic Resins (moulding material)

| 年 月 | 消費計 Consumption Total | 生 産 品 目 別 消 費 | | | | |
|----------|-----------------------------|-----------------------------|-------------|-------------------------------|--------------------------------------|--|
| | | フィルム・シート film and sheets | 板 plates | 合成皮革 synthetic leathers | パイプ・継手 pipes and pipe fittings | 機械器具部品 for machine tools and equipment parts |
| 平成 7年 | 40,697 | - | 19,734 | - | 99 | 13,915 |
| 8年 | 46,551 | - | 20,924 | - | 116 | 15,660 |
| 9年 | 46,984 | - | 22,430 | - | 115 | 15,999 |
| 10年 | 35,176 | - | 17,075 | - | 95 | 13,561 |
| 11年 | 37,185 | - | 18,650 | - | 94 | 13,465 |
| 平成 9年度 | 43,137 | - | 20,150 | - | 109 | 15,444 |
| 10年度 | 35,838 | - | 17,877 | - | 95 | 13,309 |
| 11年 1～3月 | 9,362 | - | 4,647 | - | 24 | 3,349 |
| 4～6月 | 9,568 | - | 4,933 | - | 21 | 3,346 |
| 7～9月 | 9,340 | - | 4,748 | - | 23 | 3,384 |
| 10～12月 | 8,915 | - | 4,322 | - | 26 | 3,386 |
| 11年 1月 | 3,080 | - | 1,708 | - | 6 | 1,039 |
| 2 | 3,133 | - | 1,450 | - | 9 | 1,094 |
| 3 | 3,149 | - | 1,489 | - | 9 | 1,216 |
| 4 | 3,110 | - | 1,429 | - | 8 | 1,192 |
| 5 | 3,124 | - | 1,735 | - | 7 | 1,024 |
| 6 | 3,334 | - | 1,769 | - | 6 | 1,130 |
| 7 | 3,112 | - | 1,553 | - | 9 | 1,200 |
| 8 | 3,267 | - | 1,690 | - | 6 | 1,101 |
| 9 | 2,961 | - | 1,505 | - | 8 | 1,083 |
| 10 | 3,025 | - | 1,562 | - | 10 | 1,178 |
| 11 | 2,931 | - | 1,356 | - | 10 | 1,132 |
| 12 | 2,959 | - | 1,404 | - | 6 | 1,076 |

消費・在庫統計
statistics by Raw material

(単位：t) (Unit:t)

| 内 訳 Consumption items by the products | | | | | | 在庫 Inventory | Year and Month |
|--|------------------|--------------------|-----------------------|--------------------------------|-----------------------|-----------------|-------------------|
| 日用品・雑貨 for daily necessities and miscellaneous goods | 容器 containers | 建材 for building | 発泡製品 foam products | 強化製品 reinforced products | その他 Other products | | |
| 4,856 | 5,508 | 11,877 | 2,150 | - | 31,275 | 2,106 | C. Y. 1995 |
| 4,778 | 5,120 | 15,284 | 2,228 | - | 31,577 | 4,858 | C. Y. 1996 |
| 4,150 | 5,451 | 16,123 | 2,599 | - | 31,402 | 5,694 | C. Y. 1997 |
| 2,937 | 5,195 | 12,891 | 2,791 | - | 26,466 | 6,356 | C. Y. 1998 |
| 2,569 | 4,049 | 13,704 | 3,082 | - | 26,393 | 7,174 | C. Y. 1999 |
| 3,763 | 5,453 | 15,301 | 2,595 | - | 30,264 | 5,913 | F. Y. 1997 |
| 2,920 | 4,872 | 12,888 | 3,009 | - | 26,290 | 6,694 | F. Y. 1998 |
| 754 | 1,008 | 3,203 | 808 | - | 6,722 | 6,694 | Q1 1999 |
| 636 | 1,026 | 3,188 | 753 | - | 6,790 | 5,428 | Q2 |
| 585 | 1,016 | 3,580 | 818 | - | 6,397 | 5,813 | Q3 |
| 594 | 999 | 3,733 | 703 | - | 6,484 | 7,174 | Q4 |
| 233 | 337 | 1,097 | 234 | - | 2,138 | 6,552 | Jan. 1999 |
| 257 | 337 | 1,083 | 265 | - | 2,175 | 6,652 | Feb. |
| 264 | 334 | 1,023 | 309 | - | 2,409 | 6,694 | Mar. |
| 242 | 334 | 1,104 | 198 | - | 2,516 | 6,408 | Apr. |
| 193 | 336 | 1,008 | 246 | - | 2,103 | 5,994 | May. |
| 201 | 356 | 1,076 | 309 | - | 2,171 | 5,428 | Jun. |
| 200 | 348 | 1,170 | 297 | - | 2,312 | 5,869 | Jul. |
| 188 | 327 | 1,186 | 245 | - | 2,040 | 5,756 | Aug. |
| 197 | 341 | 1,224 | 276 | - | 2,045 | 5,813 | Sep. |
| 196 | 329 | 1,259 | 220 | - | 2,081 | 5,868 | Oct. |
| 203 | 333 | 1,238 | 253 | - | 2,299 | 6,653 | Nov. |
| 195 | 337 | 1,236 | 230 | - | 2,104 | 7,174 | Dec. |

(単位：t) (Unit:t)

| 内 訳 Consumption items by the products | | | | | | 在庫 Inventory | Year and Month |
|--|------------------|--------------------|-----------------------|--------------------------------|-----------------------|-----------------|-------------------|
| 日用品・雑貨 for daily necessities and miscellaneous goods | 容器 containers | 建材 for building | 発泡製品 foam products | 強化製品 reinforced products | その他 Other products | | |
| 1,221 | - | - | - | 1,018 | 4,710 | 1,121 | C. Y. 1995 |
| 1,285 | - | - | - | 1,154 | 7,412 | 992 | C. Y. 1996 |
| 1,255 | - | - | - | 97 | 7,088 | 834 | C. Y. 1997 |
| 731 | - | - | - | 91 | 3,623 | 621 | C. Y. 1998 |
| 657 | - | - | - | 65 | 4,254 | 709 | C. Y. 1999 |
| 1,140 | - | - | - | 98 | 6,196 | 766 | F. Y. 1997 |
| 655 | - | - | - | 88 | 3,814 | 596 | F. Y. 1998 |
| 156 | - | - | - | 23 | 1,163 | 596 | Q1 1999 |
| 179 | - | - | - | 17 | 1,072 | 689 | Q2 |
| 163 | - | - | - | 20 | 1,002 | 627 | Q3 |
| 159 | - | - | - | 5 | 1,017 | 709 | Q4 |
| 36 | - | - | - | 8 | 283 | 615 | Jan. 1999 |
| 59 | - | - | - | 7 | 514 | 667 | Feb. |
| 61 | - | - | - | 8 | 366 | 596 | Mar. |
| 53 | - | - | - | 7 | 421 | 673 | Apr. |
| 56 | - | - | - | 5 | 297 | 621 | May. |
| 70 | - | - | - | 5 | 354 | 689 | Jun. |
| 59 | - | - | - | 10 | 281 | 691 | Jul. |
| 54 | - | - | - | 5 | 411 | 676 | Aug. |
| 50 | - | - | - | 5 | 310 | 627 | Sep. |
| 58 | - | - | - | 5 | 212 | 728 | Oct. |
| 48 | - | - | - | - | 385 | 614 | Nov. |
| 53 | - | - | - | - | 420 | 709 | Dec. |

不飽和ポリエステル樹脂 Unsaturated polyester

| 年 月 | 消費計 Consumption Total | 生 産 品 目 別 消 費 | | | | |
|----------|-----------------------------|-----------------------------|-------------|-------------------------------|--------------------------------------|--|
| | | フィルム・シート film and sheets | 板 plates | 合成皮革 synthetic leathers | パイプ・継手 pipes and pipe fittings | 機械器具部品 for machine tools and equipment parts |
| 平成 7年 | 77,010 | - | - | - | 4,304 | 5,507 |
| 8年 | 83,824 | - | - | - | 5,058 | 5,460 |
| 9年 | 85,278 | - | - | - | 4,860 | 6,078 |
| 10年 | 74,191 | - | - | - | 4,608 | 5,412 |
| 11年 | 70,378 | - | - | - | 5,201 | 4,856 |
| 平成 9年度 | 82,377 | - | - | - | 4,482 | 6,113 |
| 10年度 | 72,942 | - | - | - | 4,876 | 5,057 |
| 11年 1～3月 | 17,658 | - | - | - | 1,143 | 1,149 |
| 4～6月 | 17,619 | - | - | - | 1,157 | 1,257 |
| 7～9月 | 17,748 | - | - | - | 1,323 | 1,200 |
| 10～12月 | 17,353 | - | - | - | 1,578 | 1,250 |
| 11年 1月 | 5,503 | - | - | - | 361 | 364 |
| 2 | 6,062 | - | - | - | 367 | 367 |
| 3 | 6,093 | - | - | - | 415 | 418 |
| 4 | 5,922 | - | - | - | 397 | 421 |
| 5 | 5,476 | - | - | - | 301 | 393 |
| 6 | 6,221 | - | - | - | 459 | 443 |
| 7 | 6,119 | - | - | - | 455 | 407 |
| 8 | 5,520 | - | - | - | 370 | 404 |
| 9 | 6,109 | - | - | - | 498 | 389 |
| 10 | 5,778 | - | - | - | 496 | 397 |
| 11 | 5,909 | - | - | - | 549 | 388 |
| 12 | 5,666 | - | - | - | 533 | 465 |

フェノール樹脂（成形材料） Phenol-formaldehyde (moulding material)

| 年 月 | 消費計 Consumption Total | 生 産 品 目 別 消 費 | | | | |
|----------|-----------------------------|-----------------------------|-------------|-------------------------------|--------------------------------------|--|
| | | フィルム・シート film and sheets | 板 plates | 合成皮革 synthetic leathers | パイプ・継手 pipes and pipe fittings | 機械器具部品 for machine tools and equipment parts |
| 平成 7年 | 27,495 | - | 6,810 | - | 48 | 16,364 |
| 8年 | 25,334 | - | 5,406 | - | 59 | 15,694 |
| 9年 | 23,757 | - | 5,552 | - | 49 | 14,001 |
| 10年 | 23,137 | - | 5,591 | - | 48 | 13,148 |
| 11年 | 22,091 | - | 6,218 | - | 28 | 11,721 |
| 平成 9年度 | 23,533 | - | 5,250 | - | 49 | 14,102 |
| 10年度 | 23,271 | - | 6,050 | - | 42 | 12,723 |
| 11年 1～3月 | 5,575 | - | 1,462 | - | 6 | 3,016 |
| 4～6月 | 5,438 | - | 1,491 | - | 11 | 2,918 |
| 7～9月 | 5,503 | - | 1,667 | - | 6 | 2,827 |
| 10～12月 | 5,575 | - | 1,598 | - | 5 | 2,960 |
| 11年 1月 | 1,890 | - | 544 | - | 2 | 978 |
| 2 | 1,786 | - | 428 | - | 2 | 996 |
| 3 | 1,899 | - | 490 | - | 2 | 1,042 |
| 4 | 1,732 | - | 408 | - | 4 | 981 |
| 5 | 1,931 | - | 634 | - | 4 | 948 |
| 6 | 1,775 | - | 449 | - | 3 | 989 |
| 7 | 1,951 | - | 636 | - | 2 | 978 |
| 8 | 1,801 | - | 553 | - | 2 | 912 |
| 9 | 1,751 | - | 478 | - | 2 | 937 |
| 10 | 1,755 | - | 458 | - | 3 | 957 |
| 11 | 1,981 | - | 613 | - | 1 | 1,028 |
| 12 | 1,839 | - | 527 | - | 1 | 975 |

消費・在庫統計
statistics by Raw material

(単位：t) (Unit:t)

| 内 訳 Consumption items by the products | | | | | | 在庫 Inventory | Year and Month |
|--|------------------|--------------------|-----------------------|--------------------------------|-----------------------|-----------------|-------------------|
| 日用品・雑貨 for daily necessities and miscellaneous goods | 容器 containers | 建材 for building | 発泡製品 foam products | 強化製品 reinforced products | その他 Other products | | |
| 1,835 | 335 | 530 | 409 | 61,181 | 2,909 | 1,127 | C. Y. 1995 |
| 2,700 | 435 | 232 | 397 | 66,560 | 2,982 | 1,440 | C. Y. 1996 |
| 2,798 | 506 | 62 | 409 | 67,323 | 3,242 | 1,184 | C. Y. 1997 |
| 1,325 | 690 | 25 | 441 | 58,844 | 2,846 | 1,048 | C. Y. 1998 |
| 231 | 774 | - | 324 | 56,667 | 2,325 | 1,277 | C. Y. 1999 |
| 2,697 | 564 | 63 | 469 | 64,671 | 3,318 | 1,121 | F. Y. 1997 |
| 819 | 698 | 9 | 402 | 58,450 | 2,631 | 990 | F. Y. 1998 |
| 66 | 173 | - | 81 | 14,497 | 549 | 990 | Q1 1999 |
| 57 | 223 | - | 81 | 14,243 | 601 | 1,105 | Q2 |
| 48 | 202 | - | 81 | 14,293 | 601 | 1,158 | Q3 |
| 60 | 176 | - | 81 | 13,634 | 574 | 1,277 | Q4 |
| 19 | 43 | - | 27 | 4,507 | 182 | 1,059 | Jan. 1999 |
| 16 | 65 | - | 27 | 5,028 | 192 | 1,050 | Feb. |
| 31 | 65 | - | 27 | 4,962 | 175 | 990 | Mar. |
| 22 | 73 | - | 27 | 4,795 | 187 | 1,058 | Apr. |
| 17 | 68 | - | 27 | 4,470 | 200 | 1,137 | May. |
| 18 | 82 | - | 27 | 4,978 | 214 | 1,105 | Jun. |
| 16 | 68 | - | 27 | 4,924 | 222 | 1,212 | Jul. |
| 16 | 77 | - | 27 | 4,426 | 200 | 1,135 | Aug. |
| 16 | 57 | - | 27 | 4,943 | 179 | 1,158 | Sep. |
| 17 | 49 | - | 27 | 4,604 | 188 | 1,117 | Oct. |
| 22 | 68 | - | 27 | 4,662 | 193 | 1,174 | Nov. |
| 21 | 59 | - | 27 | 4,368 | 193 | 1,277 | Dec. |

(単位：t) (Unit:t)

| 内 訳 Consumption items by the products | | | | | | 在庫 Inventory | Year and Month |
|--|------------------|--------------------|-----------------------|--------------------------------|-----------------------|-----------------|-------------------|
| 日用品・雑貨 for daily necessities and miscellaneous goods | 容器 containers | 建材 for building | 発泡製品 foam products | 強化製品 reinforced products | その他 Other products | | |
| 264 | - | - | 29 | 3,976 | 4 | 327 | C. Y. 1995 |
| 223 | - | - | 37 | 3,824 | 91 | 317 | C. Y. 1996 |
| 175 | - | - | 21 | 3,868 | 91 | 322 | C. Y. 1997 |
| 190 | - | - | 20 | 4,056 | 84 | 287 | C. Y. 1998 |
| 160 | - | - | 22 | 3,858 | 84 | 296 | C. Y. 1999 |
| 177 | - | - | 18 | 3,848 | 89 | 306 | F. Y. 1997 |
| 185 | - | - | 21 | 4,166 | 84 | 289 | F. Y. 1998 |
| 44 | - | - | 4 | 1,022 | 21 | 289 | Q1 1999 |
| 39 | - | - | 6 | 952 | 21 | 280 | Q2 |
| 34 | - | - | 6 | 942 | 21 | 252 | Q3 |
| 43 | - | - | 6 | 942 | 21 | 296 | Q4 |
| 13 | - | - | 2 | 344 | 7 | 281 | Jan. 1999 |
| 17 | - | - | 2 | 334 | 7 | 298 | Feb. |
| 14 | - | - | - | 344 | 7 | 289 | Mar. |
| 16 | - | - | 2 | 314 | 7 | 276 | Apr. |
| 12 | - | - | 2 | 324 | 7 | 280 | May. |
| 11 | - | - | 2 | 314 | 7 | 280 | Jun. |
| 12 | - | - | 2 | 314 | 7 | 271 | Jul. |
| 11 | - | - | 2 | 314 | 7 | 264 | Aug. |
| 11 | - | - | 2 | 314 | 7 | 252 | Sep. |
| 13 | - | - | 3 | 314 | 7 | 282 | Oct. |
| 16 | - | - | 2 | 314 | 7 | 297 | Nov. |
| 14 | - | - | 1 | 314 | 7 | 296 | Dec. |

2. 原材料樹脂別
 2. Consumption and Inventory

ユリア・メラミン樹脂（成形材料） Urea-formaldehyde & Melamine-formaldehyde (moulding material)

| 年 月 | 消費計 Consumption Total | 生 産 品 目 別 消 費 | | | | |
|----------|-----------------------------|-----------------------------|-------------|-------------------------------|--------------------------------------|--|
| | | フィルム・シート film and sheets | 板 plates | 合成皮革 synthetic leathers | パイプ・継手 pipes and pipe fittings | 機械器具部品 for machine tools and equipment parts |
| 平成 7年 | 14,613 | - | - | - | 26 | 9,262 |
| 8年 | 14,952 | - | - | - | 25 | 10,054 |
| 9年 | 14,654 | - | - | - | 24 | 9,800 |
| 10年 | 12,445 | - | - | - | 40 | 8,407 |
| 11年 | 11,623 | - | - | - | 23 | 7,859 |
| 平成 9年度 | 14,165 | - | - | - | 26 | 9,421 |
| 10年度 | 11,979 | - | - | - | 38 | 8,066 |
| 11年 1～3月 | 2,730 | - | - | - | 6 | 1,772 |
| 4～6月 | 2,941 | - | - | - | 5 | 1,990 |
| 7～9月 | 2,906 | - | - | - | 6 | 1,982 |
| 10～12月 | 3,046 | - | - | - | 6 | 2,115 |
| 11年 1月 | 882 | - | - | - | 2 | 589 |
| 2 | 867 | - | - | - | 2 | 560 |
| 3 | 981 | - | - | - | 2 | 623 |
| 4 | 940 | - | - | - | 2 | 607 |
| 5 | 948 | - | - | - | 1 | 656 |
| 6 | 1,053 | - | - | - | 2 | 727 |
| 7 | 1,024 | - | - | - | 2 | 697 |
| 8 | 904 | - | - | - | 2 | 600 |
| 9 | 978 | - | - | - | 2 | 685 |
| 10 | 1,035 | - | - | - | 2 | 732 |
| 11 | 1,015 | - | - | - | 2 | 701 |
| 12 | 996 | - | - | - | 2 | 682 |

その他の樹脂 Other resins

| 年 月 | 消費計 Consumption Total | 生 産 品 目 別 消 費 | | | | |
|----------|-----------------------------|-----------------------------|-------------|-------------------------------|--------------------------------------|--|
| | | フィルム・シート film and sheets | 板 plates | 合成皮革 synthetic leathers | パイプ・継手 pipes and pipe fittings | 機械器具部品 for machine tools and equipment parts |
| 平成 7年 | 688,141 | 330,881 | 14,443 | 21,360 | 3,829 | 115,193 |
| 8年 | 754,784 | 347,210 | 19,426 | 22,546 | 3,906 | 127,422 |
| 9年 | 818,379 | 354,691 | 18,118 | 20,747 | 3,939 | 144,225 |
| 10年 | 842,593 | 350,032 | 21,886 | 19,649 | 3,435 | 141,745 |
| 11年 | 888,956 | 349,587 | 26,149 | 22,511 | 3,241 | 150,613 |
| 平成 9年度 | 822,020 | 356,065 | 18,293 | 19,898 | 3,837 | 143,875 |
| 10年度 | 854,595 | 345,182 | 23,147 | 20,685 | 3,316 | 144,220 |
| 11年 1～3月 | 210,827 | 81,892 | 5,943 | 5,402 | 810 | 37,483 |
| 4～6月 | 232,271 | 87,352 | 6,438 | 5,513 | 695 | 36,829 |
| 7～9月 | 221,545 | 89,513 | 6,596 | 5,820 | 809 | 36,817 |
| 10～12月 | 224,313 | 90,830 | 7,172 | 5,776 | 927 | 39,484 |
| 11年 1月 | 66,155 | 27,217 | 2,020 | 1,670 | 309 | 11,714 |
| 2 | 67,864 | 25,772 | 1,859 | 1,784 | 266 | 12,340 |
| 3 | 76,808 | 28,903 | 2,064 | 1,948 | 235 | 13,429 |
| 4 | 78,540 | 28,921 | 2,093 | 1,908 | 211 | 12,806 |
| 5 | 74,516 | 28,571 | 2,129 | 1,619 | 227 | 11,577 |
| 6 | 79,215 | 29,860 | 2,216 | 1,986 | 257 | 12,446 |
| 7 | 78,172 | 29,527 | 2,258 | 1,945 | 265 | 12,979 |
| 8 | 70,488 | 29,217 | 2,036 | 1,842 | 258 | 11,443 |
| 9 | 72,885 | 30,769 | 2,302 | 2,033 | 286 | 12,395 |
| 10 | 74,877 | 30,213 | 2,377 | 1,931 | 309 | 13,137 |
| 11 | 75,964 | 30,966 | 2,402 | 1,828 | 297 | 13,392 |
| 12 | 73,472 | 29,651 | 2,393 | 2,017 | 321 | 12,955 |

消費・在庫統計
statistics by Raw material

(単位：t) (Unit:t)

| 内 訳 Consumption items by the products | | | | | | 在庫 Inventory | Year and Month |
|--|------------------|--------------------|-----------------------|--------------------------------|-----------------------|-----------------|-------------------|
| 日用品・雑貨 for daily necessities and miscellaneous goods | 容器 containers | 建材 for building | 発泡製品 foam products | 強化製品 reinforced products | その他 Other products | | |
| 4,886 | - | - | - | - | 439 | 557 | C. Y. 1995 |
| 4,491 | - | - | - | - | 382 | 587 | C. Y. 1996 |
| 4,488 | - | - | - | - | 342 | 495 | C. Y. 1997 |
| 3,746 | - | - | - | - | 252 | 496 | C. Y. 1998 |
| 3,516 | - | - | - | - | 225 | 466 | C. Y. 1999 |
| 4,385 | - | - | - | - | 333 | 484 | F. Y. 1997 |
| 3,645 | - | - | - | - | 230 | 442 | F. Y. 1998 |
| 909 | - | - | - | - | 43 | 442 | Q1 1999 |
| 889 | - | - | - | - | 57 | 422 | Q2 |
| 861 | - | - | - | - | 57 | 434 | Q3 |
| 857 | - | - | - | - | 68 | 466 | Q4 |
| 276 | - | - | - | - | 15 | 458 | Jan. 1999 |
| 290 | - | - | - | - | 15 | 460 | Feb. |
| 343 | - | - | - | - | 13 | 442 | Mar. |
| 315 | - | - | - | - | 16 | 466 | Apr. |
| 275 | - | - | - | - | 16 | 422 | May. |
| 299 | - | - | - | - | 25 | 422 | Jun. |
| 302 | - | - | - | - | 23 | 427 | Jul. |
| 287 | - | - | - | - | 15 | 429 | Aug. |
| 272 | - | - | - | - | 19 | 434 | Sep. |
| 276 | - | - | - | - | 25 | 418 | Oct. |
| 289 | - | - | - | - | 23 | 462 | Nov. |
| 292 | - | - | - | - | 20 | 466 | Dec. |

(単位：t) (Unit:t)

| 内 訳 Consumption items by the products | | | | | | 在庫 Inventory | Year and Month |
|--|------------------|--------------------|-----------------------|--------------------------------|-----------------------|-----------------|-------------------|
| 日用品・雑貨 for daily necessities and miscellaneous goods | 容器 containers | 建材 for building | 発泡製品 foam products | 強化製品 reinforced products | その他 Other products | | |
| 8,121 | 109,127 | 7,072 | 35,663 | 698 | 41,754 | 13,436 | C. Y. 1995 |
| 7,821 | 141,328 | 1,817 | 36,418 | 971 | 45,919 | 14,860 | C. Y. 1996 |
| 9,729 | 175,147 | 2,022 | 36,375 | 1,040 | 52,346 | 16,661 | C. Y. 1997 |
| 10,296 | 211,501 | 1,750 | 32,602 | 786 | 48,911 | 18,434 | C. Y. 1998 |
| 11,255 | 241,338 | 1,821 | 32,403 | 754 | 49,284 | 18,789 | C. Y. 1999 |
| 9,976 | 180,099 | 1,967 | 35,198 | 977 | 51,835 | 14,571 | F. Y. 1997 |
| 10,394 | 224,916 | 1,751 | 32,035 | 785 | 48,164 | 16,169 | F. Y. 1998 |
| 2,566 | 57,099 | 426 | 7,538 | 207 | 11,461 | 16,169 | Q1 1999 |
| 2,762 | 71,924 | 431 | 8,438 | 165 | 11,724 | 16,778 | Q2 |
| 2,972 | 57,367 | 463 | 8,161 | 195 | 12,832 | 15,799 | Q3 |
| 2,955 | 54,948 | 501 | 8,266 | 187 | 13,267 | 18,789 | Q4 |
| 826 | 16,163 | 160 | 2,297 | 68 | 3,711 | 16,678 | Jan. 1999 |
| 804 | 18,548 | 122 | 2,510 | 73 | 3,786 | 16,891 | Feb. |
| 936 | 22,388 | 144 | 2,731 | 66 | 3,964 | 16,169 | Mar. |
| 975 | 24,538 | 139 | 3,005 | 65 | 3,879 | 17,108 | Apr. |
| 856 | 23,007 | 140 | 2,553 | 51 | 3,786 | 16,219 | May. |
| 931 | 24,379 | 152 | 2,880 | 49 | 4,059 | 16,778 | Jun. |
| 1,074 | 22,678 | 158 | 2,883 | 69 | 4,336 | 16,785 | Jul. |
| 945 | 17,792 | 143 | 2,567 | 59 | 4,186 | 16,153 | Aug. |
| 953 | 16,897 | 162 | 2,711 | 67 | 4,310 | 15,799 | Sep. |
| 1,017 | 18,418 | 169 | 2,766 | 65 | 4,475 | 15,881 | Oct. |
| 1,014 | 18,656 | 169 | 2,757 | 66 | 4,417 | 16,260 | Nov. |
| 924 | 17,874 | 163 | 2,743 | 56 | 4,375 | 18,789 | Dec. |

再生品プラスチック材料 Reconstituted plastic material

| 年 月 | 消費計 Consumption Total | 生 産 品 目 別 消 費 | | | | |
|----------|-----------------------------|-----------------------------|-------------|-------------------------------|--------------------------------------|--|
| | | フィルム・シート film and sheets | 板 plates | 合成皮革 synthetic leathers | パイプ・継手 pipes and pipe fittings | 機械器具部品 for machine tools and equipment parts |
| 平成 7年 | 123,057 | 38,006 | 6,427 | 1,670 | 9,021 | 13,630 |
| 8年 | 146,968 | 54,173 | 6,526 | 1,389 | 11,031 | 13,837 |
| 9年 | 155,996 | 61,167 | 7,545 | 950 | 10,249 | 12,906 |
| 10年 | 149,390 | 64,216 | 7,488 | 612 | 9,402 | 11,320 |
| 11年 | 146,543 | 65,900 | 7,605 | 412 | 9,562 | 12,189 |
| 平成 9年度 | 155,498 | 62,064 | 8,435 | 790 | 10,151 | 12,204 |
| 10年度 | 148,846 | 65,149 | 6,975 | 546 | 9,420 | 11,421 |
| 11年 1～3月 | 36,775 | 16,189 | 1,720 | 83 | 2,228 | 2,907 |
| 4～6月 | 36,443 | 16,437 | 1,967 | 119 | 2,173 | 3,053 |
| 7～9月 | 35,853 | 16,465 | 1,800 | 112 | 2,519 | 3,119 |
| 10～12月 | 37,472 | 16,809 | 2,118 | 98 | 2,642 | 3,110 |
| 11年 1月 | 11,446 | 5,010 | 461 | 30 | 754 | 895 |
| 2 | 12,046 | 5,333 | 530 | 16 | 763 | 992 |
| 3 | 13,283 | 5,846 | 729 | 37 | 711 | 1,020 |
| 4 | 12,909 | 5,807 | 614 | 44 | 760 | 1,015 |
| 5 | 11,021 | 5,057 | 631 | 34 | 638 | 933 |
| 6 | 12,513 | 5,573 | 722 | 41 | 775 | 1,105 |
| 7 | 12,272 | 5,489 | 518 | 31 | 762 | 1,143 |
| 8 | 11,342 | 5,122 | 684 | 35 | 787 | 933 |
| 9 | 12,239 | 5,854 | 598 | 46 | 970 | 1,043 |
| 10 | 12,468 | 5,856 | 588 | 22 | 808 | 1,063 |
| 11 | 12,822 | 5,725 | 786 | 39 | 921 | 1,081 |
| 12 | 12,182 | 5,228 | 744 | 37 | 913 | 966 |

塩化ビニル用可塑剤 Plasticizer for polyvinyl chloride(単位：t) (Unit:t)

| 年 月 | 消費計 Consumption Total | 在庫 Inventory | Year and Month |
|----------|-----------------------------|-----------------|-------------------|
| 平成 7年 | 186,075 | 3,898 | C. Y. 1995 |
| 8年 | 182,169 | 3,932 | C. Y. 1996 |
| 9年 | 179,416 | 3,971 | C. Y. 1997 |
| 10年 | 152,994 | 3,294 | C. Y. 1998 |
| 11年 | 148,771 | 3,849 | C. Y. 1999 |
| 平成 9年度 | 175,116 | 3,738 | F. Y. 1997 |
| 10年度 | 149,321 | 3,159 | F. Y. 1998 |
| 11年 1～3月 | 37,150 | 3,159 | Q1 1999 |
| 4～6月 | 34,918 | 3,651 | Q2 |
| 7～9月 | 36,496 | 3,395 | Q3 |
| 10～12月 | 40,207 | 3,849 | Q4 |
| 11年 1月 | 11,623 | 3,456 | Jan. 1999 |
| 2 | 12,360 | 3,464 | Feb. |
| 3 | 13,167 | 3,159 | Mar. |
| 4 | 12,600 | 3,158 | Apr. |
| 5 | 10,895 | 3,213 | May. |
| 6 | 11,423 | 3,651 | Jun. |
| 7 | 12,341 | 4,176 | Jul. |
| 8 | 11,234 | 3,903 | Aug. |
| 9 | 12,921 | 3,395 | Sep. |
| 10 | 13,345 | 3,185 | Oct. |
| 11 | 13,909 | 3,154 | Nov. |
| 12 | 12,953 | 3,849 | Dec. |

消費・在庫統計
statistics by Raw material

(単位：t) (Unit:t)

| 内 訳 Consumption items by the products | | | | | | 在庫 Inventory | Year and Month |
|--|------------------|--------------------|-----------------------|--------------------------------|-----------------------|-----------------|-------------------|
| 日用品・雑貨 for daily necessities and miscellaneous goods | 容器 containers | 建材 for building | 発泡製品 foam products | 強化製品 reinforced products | その他 Other products | | |
| 6,115 | 17,676 | 5,526 | 3,408 | 996 | 20,582 | 8,111 | C. Y. 1995 |
| 5,272 | 19,140 | 5,650 | 7,268 | 1,660 | 21,022 | 9,040 | C. Y. 1996 |
| 4,011 | 20,152 | 5,668 | 8,242 | - | 25,106 | 8,033 | C. Y. 1997 |
| 2,909 | 17,819 | 5,555 | 7,196 | - | 22,873 | 7,744 | C. Y. 1998 |
| 4,036 | 10,877 | 4,990 | 6,320 | - | 24,652 | 8,362 | C. Y. 1999 |
| 3,574 | 19,754 | 5,857 | 8,323 | - | 24,346 | 7,733 | F. Y. 1997 |
| 3,060 | 16,975 | 5,379 | 6,720 | - | 23,201 | 7,963 | F. Y. 1998 |
| 860 | 4,003 | 1,358 | 1,397 | - | 6,030 | 7,963 | Q1 1999 |
| 1,210 | 3,081 | 1,162 | 1,292 | - | 5,949 | 7,968 | Q2 |
| 1,020 | 1,650 | 1,136 | 1,706 | - | 6,326 | 8,093 | Q3 |
| 946 | 2,143 | 1,334 | 1,925 | - | 6,347 | 8,362 | Q4 |
| 234 | 1,210 | 499 | 423 | - | 1,930 | 7,868 | Jan. 1999 |
| 279 | 1,339 | 420 | 440 | - | 1,934 | 8,058 | Feb. |
| 347 | 1,454 | 439 | 534 | - | 2,166 | 7,963 | Mar. |
| 355 | 1,350 | 426 | 424 | - | 2,114 | 7,720 | Apr. |
| 432 | 814 | 343 | 358 | - | 1,781 | 8,068 | May. |
| 423 | 917 | 393 | 510 | - | 2,054 | 7,968 | Jun. |
| 370 | 626 | 418 | 596 | - | 2,319 | 8,282 | Jul. |
| 315 | 545 | 334 | 576 | - | 2,011 | 7,937 | Aug. |
| 335 | 479 | 384 | 534 | - | 1,996 | 8,093 | Sep. |
| 293 | 654 | 389 | 672 | - | 2,123 | 8,005 | Oct. |
| 379 | 667 | 489 | 651 | - | 2,084 | 8,174 | Nov. |
| 274 | 822 | 456 | 602 | - | 2,140 | 8,362 | Dec. |

3. 都道府県別、原材料樹脂別、
3. Consumption and Inventory Statistics by

| 通産局別 Group | 都道府県別 | 原材料樹脂総計 Raw material resin total | | ポリエチレン計 Polyethylene total | | ポリエチレン（低密度） Polyethylene(Low-density) | | |
|---------------|---------|-------------------------------------|-----------------|-------------------------------|-----------------|--|-----------------|--------|
| | | 消費 Consumption | 在庫 Inventory | 消費 Consumption | 在庫 Inventory | 消費 Consumption | 在庫 Inventory | |
| | | | | | | | | |
| 全 | 国 | 計 | 5,484,046 | 137,433 | 1,173,762 | 33,606 | 758,446 | 24,339 |
| 北 | 海 | 道 | 59,862 | 1,345 | 37,230 | 613 | 16,769 | 416 |
| 東北 Tohoku | | 計 | 158,252 | 5,398 | 35,639 | 768 | 17,470 | 478 |
| | | 青森 | 10,515 | 895 | 1,095 | 37 | 1,049 | 36 |
| | | 岩手 | 12,178 | 461 | - | - | - | - |
| | | 宮城 | 68,140 | 1,477 | 29,169 | 726 | 13,398 | 439 |
| | | 秋田 | 3,400 | 92 | - | - | - | - |
| | | 山形 | 19,988 | 318 | 215 | 5 | 140 | 3 |
| 福島 | 44,031 | 2,155 | 5,160 | - | 2,883 | - | | |
| 関東 Kanto | | 計 | 2,290,064 | 58,088 | 462,178 | 13,434 | 323,975 | 10,432 |
| | | 茨城 | 422,657 | 13,241 | 38,956 | 2,094 | 27,838 | 1,647 |
| | | 栃木 | 236,947 | 5,390 | 37,754 | 1,415 | 33,355 | 1,112 |
| | | 群馬 | 181,268 | 6,758 | 30,007 | 731 | 21,166 | 379 |
| | | 埼玉 | 425,892 | 10,332 | 111,134 | 2,802 | 64,517 | 2,320 |
| | | 千葉 | 203,634 | 4,402 | 65,443 | 2,022 | 40,704 | 1,294 |
| | | 東京 | 77,115 | 1,883 | 5,266 | 154 | 4,769 | 141 |
| | | 神奈川 | 264,004 | 3,897 | 54,114 | 1,026 | 52,721 | 954 |
| | | 新潟 | 52,782 | 2,693 | 17,229 | 1,276 | 13,371 | 1,189 |
| | | 山梨 | 42,559 | 1,383 | 5,933 | 102 | 3,818 | 23 |
| | | 長野 | 78,281 | 1,574 | 12,420 | 177 | 1,236 | 118 |
| 静岡 | 304,925 | 6,535 | 83,922 | 1,635 | 60,480 | 1,255 | | |
| 中部 Chubu | | 計 | 932,204 | 20,509 | 122,970 | 4,317 | 82,286 | 3,075 |
| | | 富山 | 76,375 | 2,265 | 9,860 | 424 | 2,421 | 93 |
| | | 石川 | 30,595 | 603 | 1,402 | 51 | 382 | 21 |
| | | 岐阜 | 196,794 | 3,433 | 17,446 | 536 | 5,082 | 102 |
| | | 愛知 | 533,828 | 12,042 | 84,177 | 2,913 | 66,526 | 2,496 |
| 三重 | 94,612 | 2,166 | 10,085 | 393 | 7,875 | 363 | | |
| 近畿 Kinki | | 計 | 1,249,243 | 30,483 | 170,982 | 4,775 | 99,149 | 2,707 |
| | | 福井 | 58,127 | 1,685 | 9,532 | 163 | 4,744 | 13 |
| | | 滋賀 | 515,182 | 14,892 | 65,916 | 2,806 | 33,399 | 1,453 |
| | | 京都 | 79,345 | 1,553 | 4,619 | 54 | 1,478 | 17 |
| | | 大阪 | 313,513 | 5,808 | 45,269 | 699 | 26,024 | 547 |
| | | 兵庫 | 207,320 | 4,250 | 31,648 | 645 | 25,154 | 485 |
| | | 奈良 | 71,085 | 2,211 | 12,934 | 404 | 7,446 | 188 |
| 和歌山 | 4,671 | 84 | 1,064 | 4 | 904 | 4 | | |
| 中国 Chugoku | | 計 | 318,500 | 8,877 | 100,850 | 2,376 | 51,952 | 1,674 |
| | | 鳥取 | X | X | X | X | X | X |
| | | 島根 | X | X | X | X | X | X |
| | | 岡山 | 118,824 | 2,659 | 55,717 | 1,041 | 23,665 | 530 |
| | | 広島 | 98,247 | 1,533 | 26,266 | 583 | 17,373 | 514 |
| 山口 | 91,732 | 4,611 | 18,855 | 752 | 10,902 | 630 | | |
| 四国 Shikoku | | 計 | 199,435 | 6,321 | 144,387 | 4,680 | 115,360 | 3,908 |
| | | 徳島 | X | X | X | X | X | X |
| | | 香川 | 84,009 | 3,312 | 62,607 | 2,652 | 41,438 | 1,963 |
| | | 愛媛 | 95,747 | 2,620 | 80,044 | 1,971 | 72,186 | 1,888 |
| 高知 | X | X | X | X | X | X | | |
| 九州 Kyusyu | | 計 | 272,186 | 6,317 | 97,261 | 2,586 | 50,855 | 1,610 |
| | | 福岡 | 66,740 | 1,962 | 40,833 | 1,236 | 20,517 | 628 |
| | | 佐賀 | 36,830 | 862 | 507 | 1 | 507 | 1 |
| | | 長崎 | X | X | X | X | X | X |
| | | 熊本 | 57,739 | 1,090 | 17,849 | 648 | 14,584 | 511 |
| | | 大分 | 30,988 | 428 | 20,764 | 3 | 3,996 | 3 |
| | | 宮崎 | 64,764 | 1,066 | 8,921 | 395 | 3,741 | 212 |
| 鹿児島 | X | X | X | X | X | X | | |
| 沖 | 縄 | | 4,300 | 95 | 2,265 | 57 | 630 | 39 |

3. 都道府県別、原材料樹脂別、
3. Consumption and Inventory Statistics by

| 通産局別 Group | 都道府県別 | ポリプロピレン Polypropylene | | 塩化ビニル合計 Vinyl chloride Total | | 塩化ビニル樹脂計 Vinyl chloride resins Total | |
|----------------|-----------|--------------------------|-----------------|---------------------------------|-----------------|---|-----------------|
| | | 消費 Consumption | 在庫 Inventory | 消費 Consumption | 在庫 Inventory | 消費 Consumption | 在庫 Inventory |
| 全 国 計 | | 1,108,107 | 33,345 | 1,298,661 | 26,657 | 1,125,885 | 19,483 |
| 北 海 道 | | 117 | 9 | 14,977 | 150 | 14,977 | 150 |
| 東 北 Tohoku | 計 | 49,614 | 2,413 | 10,632 | 792 | 9,951 | 709 |
| | 青森 | 4,210 | 618 | - | - | - | - |
| | 岩手 | - | - | 4,998 | 328 | 4,998 | 328 |
| | 宮城 | 19,156 | 67 | 5,521 | 439 | 4,868 | 356 |
| | 秋田 | 1,278 | 28 | - | - | - | - |
| | 山形 福島 | 5,027 19,943 | 65 1,635 | - 113 | - 25 | - 85 | - 25 |
| 関 東 Kanto | 計 | 424,211 | 12,893 | 565,944 | 12,371 | 493,387 | 7,665 |
| | 茨城 | 158,873 | 5,234 | 66,753 | 1,277 | 64,390 | 1,203 |
| | 栃木 | 27,430 | 454 | 55,319 | 152 | 53,218 | 109 |
| | 群馬 | 21,674 | 385 | 57,653 | 4,147 | 14,400 | 374 |
| | 埼玉 | 52,286 | 2,702 | 140,383 | 3,046 | 136,362 | 2,888 |
| | 千葉 | 13,584 | 1,120 | 39,470 | 346 | 39,121 | 328 |
| | 東京 | 17,113 | 390 | 36,412 | 1,034 | 32,927 | 808 |
| | 神奈川 | 22,280 | 267 | 93,335 | 569 | 91,411 | 525 |
| | 新潟 | 17,046 | 689 | 365 | 23 | 365 | 23 |
| | 山梨 | 11,398 | 480 | 8,212 | 128 | 8,158 | 123 |
| | 長野 静岡 | 27,862 54,665 | 229 943 | 16,590 51,452 | 406 1,243 | 4,828 48,207 | 119 1,165 |
| 中 部 Chubu | 計 | 296,335 | 7,552 | 168,860 | 2,595 | 122,387 | 1,719 |
| | 富山 | 24,263 | 851 | 15,453 | 416 | 11,262 | 235 |
| | 石川 | 21,411 | 236 | 339 | 40 | - | - |
| | 岐阜 | 35,485 | 540 | 22,272 | 334 | 21,695 | 323 |
| | 愛知 | 203,249 | 5,822 | 122,234 | 1,580 | 81,141 | 944 |
| | 三重 | 11,927 | 103 | 8,562 | 225 | 8,289 | 217 |
| 近 畿 Kinki | 計 | 198,705 | 5,225 | 401,502 | 8,511 | 384,456 | 7,453 |
| | 福井 | 492 | 31 | 42,816 | 960 | 35,742 | 671 |
| | 滋賀 | 79,255 | 2,550 | 197,261 | 3,834 | 197,244 | 3,834 |
| | 京都 | 8,205 | 64 | 855 | 82 | - | - |
| | 大阪 | 44,483 | 927 | 112,195 | 2,340 | 105,609 | 1,770 |
| | 兵庫 | 35,111 | 988 | 42,965 | 1,155 | 41,996 | 1,083 |
| | 奈良 和歌山 | 29,306 1,853 | 617 48 | 4,893 517 | 133 7 | 3,348 517 | 88 7 |
| 中 国 Chugoku | 計 | 85,655 | 3,902 | 37,352 | 744 | 30,905 | 631 |
| | 鳥取 | X | X | X | X | X | X |
| | 島根 | X | X | X | X | X | X |
| | 岡山 | 27,047 | 490 | 744 | 15 | 744 | 15 |
| | 広島 山口 | 10,088 48,441 | 85 3,324 | 20,384 15,846 | 443 276 | 15,830 13,953 | 347 259 |
| 四 国 Shikoku | 計 | 17,023 | 534 | 7,392 | 39 | 7,068 | 37 |
| | 徳島 | X | X | X | X | X | X |
| | 香川 | 11,447 | 400 | 817 | 9 | 817 | 9 |
| | 愛媛 高知 | 4,825 X | 95 X | 516 X | 6 X | 192 X | 4 X |
| 九 州 Kyusyu | 計 | 36,433 | 815 | 89,994 | 1,427 | 60,746 | 1,091 |
| | 福岡 | 10,385 | 257 | 571 | 31 | - | - |
| | 佐賀 | 9,544 | 287 | 18,024 | 196 | 17,700 | 194 |
| | 長崎 | X | X | X | X | X | X |
| | 熊本 | 9,967 | 54 | 15,554 | 226 | 11,042 | 181 |
| | 大分 | 4,014 | 134 | - | - | - | - |
| | 宮崎 鹿児島 | 187 X | 43 X | 52,770 X | 474 X | 28,929 X | 216 X |
| 沖 縄 | 14 | 2 | 2,008 | 28 | 2,008 | 28 | |

消費・在庫統計（つづき）

Prefectures · Raw material resin

（単位：t）（Unit:t）

| 塩化ビニル樹脂（軟質用） Vinyl chloride resins (for Plasticization) | | 塩化ビニル樹脂（硬質用） Vinyl chloride resins (for Rigid plastic) | | 塩化ビニル・コンパウンド Vinyl chloride compound | | メタクリル樹脂（成形材料） Methacrylic Resins (moulding material) | | Prefectures |
|--|-----------------|---|-----------------|---|-----------------|---|-----------------|-------------|
| 消費 Consumption | 在庫 Inventory | 消費 Consumption | 在庫 Inventory | 消費 Consumption | 在庫 Inventory | 消費 Consumption | 在庫 Inventory | |
| 362,029 | 8,530 | 763,856 | 10,953 | 172,776 | 7,174 | 37,185 | 709 | Japan Total |
| 46 | 2 | 14,931 | 148 | - | - | 18 | 2 | Hokkaido |
| 1,807 | 191 | 8,144 | 518 | 681 | 83 | 415 | 6 | Total |
| - | - | - | - | - | - | - | - | Aomori |
| 158 | 5 | 4,840 | 323 | - | - | 263 | 3 | Iwate |
| 1,564 | 161 | 3,304 | 195 | 653 | 83 | - | - | Miyagi |
| - | - | - | - | - | - | - | - | Akita |
| - | - | - | - | - | - | 76 | 3 | Yamagata |
| 85 | 25 | - | - | 28 | - | 76 | - | Fukushima |
| 196,744 | 3,668 | 296,643 | 3,997 | 72,557 | 4,706 | 32,139 | 573 | Total |
| 50,703 | 889 | 13,687 | 314 | 2,363 | 74 | 397 | 15 | Ibaraki |
| 18,815 | 30 | 34,403 | 79 | 2,101 | 43 | 776 | 22 | Tochigi |
| 5,157 | 12 | 9,243 | 362 | 43,253 | 3,773 | 2,180 | 49 | Gunma |
| 42,071 | 941 | 94,291 | 1,947 | 4,021 | 158 | 344 | 10 | Saitama |
| 4,965 | 94 | 34,156 | 234 | 349 | 18 | 97 | 5 | Chiba |
| 9,238 | 187 | 23,689 | 621 | 3,485 | 226 | 488 | 11 | Tokyo |
| 15,150 | 226 | 76,261 | 299 | 1,924 | 44 | 19,819 | 302 | Kanagawa |
| 51 | 2 | 314 | 21 | - | - | 2,878 | 73 | Nigata |
| 2,088 | 58 | 6,070 | 65 | 54 | 5 | - | 1 | Yamanashi |
| 4,690 | 117 | 138 | 2 | 11,762 | 287 | 46 | 1 | Nagano |
| 43,816 | 1,112 | 4,391 | 53 | 3,245 | 78 | 5,114 | 84 | Shizuoka |
| 63,399 | 1,131 | 58,988 | 588 | 46,473 | 876 | 2,224 | 101 | Total |
| 7,275 | 63 | 3,987 | 172 | 4,191 | 181 | 27 | 1 | Toyama |
| - | - | - | - | 339 | 40 | - | - | Ishikawa |
| 4,574 | 198 | 17,121 | 125 | 577 | 11 | 537 | 2 | Gifu |
| 47,534 | 763 | 33,607 | 181 | 41,093 | 636 | 1,648 | 97 | Aichi |
| 4,016 | 107 | 4,273 | 110 | 273 | 8 | 12 | 1 | Mie |
| 73,530 | 2,722 | 310,926 | 4,731 | 17,046 | 1,058 | 1,538 | 4 | Total |
| 432 | - | 35,310 | 671 | 7,074 | 289 | 96 | - | Fukui |
| 45,073 | 1,905 | 152,171 | 1,929 | 17 | - | 411 | - | Shiga |
| - | - | - | - | 855 | 82 | - | - | Kyoto |
| 12,703 | 378 | 92,906 | 1,392 | 6,586 | 570 | 992 | 2 | Osaka |
| 12,347 | 350 | 29,649 | 733 | 969 | 72 | 14 | 1 | Hyogo |
| 2,928 | 88 | 420 | - | 1,545 | 45 | 25 | 1 | Nara |
| 47 | 1 | 470 | 6 | - | - | - | - | Wakayama |
| 10,146 | 155 | 20,759 | 476 | 6,447 | 113 | 572 | 11 | Total |
| X | X | X | X | X | X | X | X | Tottori |
| X | X | X | X | X | X | X | X | Shimane |
| 705 | 9 | 39 | 6 | - | - | - | - | Okayama |
| 9,418 | 146 | 6,412 | 201 | 4,554 | 96 | 113 | 10 | Hiroshima |
| - | - | 13,953 | 259 | 1,893 | 17 | - | - | Yamaguchi |
| 6,515 | 36 | 553 | 1 | 324 | 2 | 160 | 8 | Total |
| X | X | X | X | X | X | X | X | Tokushima |
| 292 | 9 | 525 | - | - | - | 160 | 8 | Kagawa |
| 192 | 4 | - | - | 324 | 2 | - | - | Ehime |
| X | X | X | X | X | X | X | X | Kochi |
| 9,842 | 625 | 50,904 | 466 | 29,248 | 336 | 119 | 4 | Total |
| - | - | - | - | 571 | 31 | - | - | Fukuoka |
| 327 | 37 | 17,373 | 157 | 324 | 2 | - | - | Saga |
| X | X | X | X | X | X | X | X | Nagasaki |
| 6,440 | 88 | 4,602 | 93 | 4,512 | 45 | - | - | Kumamoto |
| - | - | - | - | - | - | 119 | 4 | Oita |
| - | - | 28,929 | 216 | 23,841 | 258 | - | - | Miyazaki |
| X | X | X | X | X | X | X | X | Kagoshima |
| - | - | 2,008 | 28 | - | - | - | - | Okinawa |

3. 都道府県別、原材料樹脂別、
3. Consumption and Inventory Statistics by

| 通産局別 Group | 都道府県別 | 不飽和ポリエステル樹脂 Unsaturated polyester | | フェノール樹脂 (成形材料) Phenol-formaldehyde (moulding material) | | ユリア・メラミン樹脂 (成型材料) Urea-formaldehyde & Melamine-formaldehyde (moulding material) | |
|---------------|-------|--------------------------------------|-----------------|---|-----------------|---|-----------------|
| | | 消費 Consumption | 在庫 Inventory | 消費 Consumption | 在庫 Inventory | 消費 Consumption | 在庫 Inventory |
| 全 | 国 計 | 70,378 | 1,277 | 22,091 | 296 | 11,623 | 466 |
| 北 | 海 道 | 607 | 35 | - | - | - | - |
| 東北 Tohoku | 計 | 2,246 | 120 | 191 | 5 | 892 | 62 |
| | 青森 | 17 | - | - | - | - | - |
| | 岩手 | 327 | 6 | - | - | - | - |
| | 宮城 | 21 | 1 | 72 | 2 | - | - |
| | 秋田 | - | - | 19 | - | 12 | - |
| | 山形 | - | - | - | - | 276 | - |
| 福島 | 1,881 | 113 | 100 | 3 | 604 | 62 | |
| 関東 Kanto | 計 | 23,350 | 422 | 4,104 | 76 | 2,813 | 156 |
| | 茨城 | 4,848 | 117 | 60 | 4 | - | - |
| | 栃木 | 484 | 21 | 1,344 | 43 | 225 | 11 |
| | 群馬 | 479 | 41 | 96 | - | 314 | 13 |
| | 埼玉 | 4,612 | 164 | 1,447 | 21 | 14 | - |
| | 千葉 | 268 | - | 39 | - | 371 | - |
| | 東京 | 151 | 9 | 158 | 4 | 335 | 3 |
| | 神奈川 | 6,854 | 1 | 69 | 1 | 50 | - |
| | 新潟 | 466 | 1 | 24 | - | 9 | - |
| | 山梨 | 1,225 | 12 | 11 | - | 116 | 6 |
| | 長野 | 164 | 23 | 456 | 3 | 1,379 | 123 |
| 静岡 | 3,799 | 33 | 400 | - | - | - | |
| 中部 Chubu | 計 | 9,956 | 100 | 5,967 | 123 | 5,889 | 183 |
| | 富山 | 799 | 18 | 2,643 | 73 | - | - |
| | 石川 | 1,525 | - | - | - | - | - |
| | 岐阜 | 1,149 | 5 | 264 | 4 | 192 | - |
| | 愛知 | 2,843 | 15 | 2,276 | 15 | 523 | 30 |
| 三重 | 3,640 | 62 | 784 | 31 | 5,174 | 153 | |
| 近畿 Kinki | 計 | 24,618 | 371 | 10,138 | 67 | 1,831 | 65 |
| | 福井 | 225 | 21 | - | - | - | - |
| | 滋賀 | 11,025 | 75 | 6,814 | 64 | - | - |
| | 京都 | 3 | - | - | - | - | - |
| | 大阪 | 6,189 | 106 | 510 | - | 466 | - |
| | 兵庫 | 2,818 | 19 | 2,763 | 3 | 106 | 12 |
| | 奈良 | 4,358 | 150 | 15 | - | 1,124 | 51 |
| 和歌山 | - | - | 36 | - | 135 | 2 | |
| 中国 Chugoku | 計 | 5,982 | 95 | 1,044 | 20 | 198 | - |
| | 鳥取 | X | X | X | X | X | X |
| | 島根 | X | X | X | X | X | X |
| | 岡山 | 3,079 | 31 | 772 | 11 | - | - |
| | 広島 | 2,046 | 37 | - | - | 198 | - |
| 山口 | 72 | - | - | - | - | - | |
| 四国 Shikoku | 計 | 765 | 27 | - | - | - | - |
| | 徳島 | X | X | X | X | X | X |
| | 香川 | - | - | - | - | - | - |
| | 愛媛 | 765 | 27 | - | - | - | - |
| 高知 | X | X | X | X | X | X | |
| 九州 Kyusyu | 計 | 2,841 | 99 | 647 | 5 | - | - |
| | 福岡 | 750 | 21 | 456 | - | - | - |
| | 佐賀 | 78 | 5 | 174 | 5 | - | - |
| | 長崎 | X | X | X | X | X | X |
| | 熊本 | 1,615 | 14 | 17 | - | - | - |
| | 大分 | 398 | 59 | - | - | - | - |
| | 宮崎 | - | - | - | - | - | - |
| 鹿児島 | X | X | X | X | X | X | |
| 沖 | 縄 | 13 | 8 | - | - | - | - |

消費・在庫統計(つづき)
Prefectures・Raw material resin

(単位:t)(Unit:t)

| その他の樹脂 Other resins | | 再生品プラスチック材料 Reconstituted plastic material | | 塩化ビニル用可塑剤 Plasticizer for polyvinyl chloride | | Prefectures |
|------------------------|-----------------|---|-----------------|---|-----------------|-------------|
| 消費 Consumption | 在庫 Inventory | 消費 Consumption | 在庫 Inventory | 消費 Consumption | 在庫 Inventory | |
| 888,956 | 18,789 | 146,543 | 8,362 | 148,771 | 3,849 | Japan Total |
| 131 | 9 | 1,927 | 16 | - | - | Hokkaido |
| 16,645 | 470 | 500 | 68 | 1,758 | 117 | Total |
| 504 | 23 | - | - | - | - | Aomori |
| 2,491 | 25 | - | - | - | - | Iwate |
| 3,663 | 51 | 113 | 12 | 1,758 | 117 | Miyagi |
| 872 | 43 | 86 | 30 | - | - | Akita |
| 4,835 | 166 | 187 | 16 | - | - | Yamagata |
| 4,280 | 162 | 114 | 10 | - | - | Fukushima |
| 349,503 | 6,743 | 83,588 | 4,065 | 86,204 | 2,349 | Total |
| 66,197 | 2,065 | 19,369 | 849 | 22,197 | 554 | Ibaraki |
| 48,200 | 1,345 | 1,724 | 40 | 8,894 | 24 | Tochigi |
| 18,356 | 310 | 1,732 | - | 1,933 | - | Gunma |
| 79,373 | 708 | 13,181 | 730 | 20,101 | 770 | Saitama |
| 41,535 | 209 | 2,994 | 253 | 2,239 | 55 | Chiba |
| 3,956 | 55 | 2,441 | 211 | 4,818 | 114 | Tokyo |
| 15,326 | 339 | 512 | 4 | 2,775 | 78 | Kanagawa |
| 3,250 | 152 | 1,066 | 90 | - | - | Nigata |
| 3,657 | 130 | 7,049 | 425 | 1,070 | 33 | Yamanashi |
| 5,538 | 116 | 22,997 | 953 | 2,641 | 26 | Nagano |
| 64,115 | 1,314 | 10,523 | 510 | 19,536 | 695 | Shizuoka |
| 189,344 | 3,195 | 15,469 | 1,045 | 17,937 | 375 | Total |
| 12,028 | 240 | 4,116 | 117 | 127 | - | Toyama |
| 3,973 | 145 | - | - | - | - | Ishikawa |
| 102,292 | 1,651 | 5,572 | 396 | 1,341 | 88 | Gifu |
| 61,161 | 907 | 5,781 | 532 | 16,469 | 287 | Aichi |
| 9,890 | 252 | - | - | - | - | Mie |
| 258,729 | 6,690 | 24,429 | 2,240 | 28,996 | 823 | Total |
| 1,306 | 74 | 3,834 | 223 | 152 | 5 | Fukui |
| 93,763 | 4,070 | 6,048 | 710 | 13,966 | 423 | Shiga |
| 56,233 | 1,022 | - | - | - | - | Kyoto |
| 52,967 | 791 | 7,158 | 788 | 6,231 | 216 | Osaka |
| 53,816 | 715 | 6,784 | 519 | 7,207 | 138 | Hyogo |
| 603 | 14 | 605 | - | 1,440 | 41 | Nara |
| 41 | 4 | - | - | - | - | Wakayama |
| 47,865 | 653 | 14,088 | 374 | 6,766 | 76 | Total |
| X | X | X | X | X | X | Tottori |
| X | X | X | X | X | X | Shimane |
| 13,875 | 456 | 2,394 | 351 | 471 | 5 | Okayama |
| 24,467 | 96 | 11,414 | 23 | 6,219 | 69 | Hiroshima |
| 5,221 | 87 | 280 | - | 76 | 2 | Yamaguchi |
| 9,095 | 517 | 491 | 62 | 3,614 | 25 | Total |
| X | X | X | X | X | X | Tokushima |
| - | - | - | - | - | - | Kagawa |
| 8,443 | 485 | 491 | 62 | - | - | Ehime |
| X | X | X | X | X | X | Kochi |
| 17,644 | 512 | 6,051 | 492 | 3,496 | 84 | Total |
| 3,749 | 185 | 1,618 | 96 | - | - | Fukuoka |
| 503 | 41 | 816 | 95 | 352 | 37 | Saga |
| X | X | X | X | X | X | Nagasaki |
| 10,571 | 98 | 489 | 81 | 3,144 | 47 | Kumamoto |
| 667 | 39 | 1,783 | 87 | - | - | Oita |
| 1,156 | 92 | 1,345 | 133 | - | - | Miyazaki |
| X | X | X | X | X | X | Kagoshima |
| - | - | - | - | - | - | Okinawa |

4. 労務統計

4. Labor Statistics

1. 全国従業者数

1. Number of regular employees by All Japan

| 年 月 | 月末常用従業者数 (人) End of month number of regular employees | 月間実働延人員 (人) Actual number of employees (monthly days of work input) | Year and Month |
|----------|--|---|-------------------|
| 平成 7年 | 134,135 | 2,827,216 | C. Y. 1995 |
| 8年 | 136,202 | 2,855,118 | C. Y. 1996 |
| 9年 | 136,057 | 2,854,857 | C. Y. 1997 |
| 10年 | 131,049 | 2,755,475 | C. Y. 1998 |
| 11年 | 124,417 | 2,805,383 | C. Y. 1999 |
| 平成 9年度 | 133,740 | 2,836,229 | F. Y. 1997 |
| 10年度 | 127,307 | 2,720,246 | F. Y. 1998 |
| 11年 1~3月 | 127,307 | 2,596,552 | Q1 1999 |
| 4~6月 | 126,720 | 2,623,812 | Q2 |
| 7~9月 | 125,225 | 2,588,642 | Q3 |
| 10~12月 | 124,417 | 2,612,526 | Q4 |
| 11年 1月 | 128,627 | 2,482,316 | Jan. 1999 |
| 2 | 128,067 | 2,601,051 | Feb. |
| 3 | 127,307 | 2,706,289 | Mar. |
| 4 | 127,656 | 2,693,451 | Apr. |
| 5 | 127,138 | 2,496,570 | May. |
| 6 | 126,720 | 2,681,416 | Jun. |
| 7 | 126,402 | 2,689,678 | Jul. |
| 8 | 125,780 | 2,468,361 | Aug. |
| 9 | 125,225 | 2,607,888 | Sep. |
| 10 | 124,678 | 2,614,455 | Oct. |
| 11 | 124,500 | 2,644,638 | Nov. |
| 12 | 124,417 | 2,578,485 | Dec. |

注：月末常用従業者年計は12月末の従業者数である。月間実働延人員は年平均である。

Note: With regard to the years of 1996 to 1998, the end-of-month number of regular employees at the end of December, and the monthly total of working employees is annual average.

2. 都道府県別従業者数

2. Number of regular employees by Prefectures

| 通産局別 Group | 都道府県別 | 月末常用従業者数 (人) End of month number of regular employees | 月間実働延人員 (人) Actual number of employees (monthly days of work input) | Prefectures |
|----------------|-------|--|---|-------------|
| 全 国 計 | | 124,417 | 2,605,383 | Japan Total |
| 北 海 道 | | 687 | 15,576 | Hokkaido |
| 東 北 Tohoku | 計 | 5,982 | 126,504 | Total |
| | 青森 | 395 | 8,130 | Aomori |
| | 岩手 | 1,082 | 23,075 | Iwate |
| | 宮城 | 1,497 | 32,771 | Miyagi |
| | 秋田 | 254 | 5,962 | Akita |
| | 山形 | 936 | 17,849 | Yamagata |
| 福 島 | 1,818 | 38,718 | Fukushima | |
| 関 東 Kanto | 計 | 50,560 | 1,065,850 | Total |
| | 茨城 | 6,543 | 132,049 | Ibaraki |
| | 栃木 | 7,006 | 141,557 | Tochigi |
| | 群馬 | 4,001 | 88,823 | Gunma |
| | 埼玉 | 6,816 | 152,937 | Saitama |
| | 千葉 | 3,578 | 75,911 | Chiba |
| | 東京 | 2,984 | 65,060 | Tokyo |
| | 神奈川 | 7,395 | 151,373 | Kanagawa |
| | 新潟 | 1,189 | 24,867 | Nigata |
| | 山梨 | 1,283 | 27,827 | Yamanashi |
| | 長野 | 2,537 | 54,262 | Nagano |
| 静 岡 | 7,228 | 151,183 | Shizuoka | |
| 中 部 Chubu | 計 | 28,641 | 581,372 | Total |
| | 富山 | 3,870 | 78,198 | Toyama |
| | 石川 | 1,109 | 22,919 | Ishikawa |
| | 岐阜 | 4,023 | 77,911 | Gifu |
| | 愛知 | 15,864 | 324,304 | Aichi |
| 三 重 | 3,775 | 78,039 | Mie | |
| 近 畿 Kinki | 計 | 21,114 | 449,094 | Total |
| | 福井 | 1,307 | 27,330 | Fukui |
| | 滋賀 | 6,069 | 127,174 | Shiga |
| | 京都 | 733 | 15,966 | Kyoto |
| | 大阪 | 7,052 | 155,674 | Osaka |
| | 兵庫 | 3,682 | 76,639 | Hyogo |
| | 奈良 | 2,034 | 41,255 | Nara |
| 和歌山 | 237 | 5,055 | Wakayama | |
| 中 国 Chugoku | 計 | 8,290 | 175,605 | Total |
| | 鳥取 | X | X | Tottori |
| | 島根 | X | X | Shimane |
| | 岡山 | 2,202 | 46,328 | Okayama |
| | 広島 | 4,077 | 85,918 | Hiroshima |
| 山 口 | 1,448 | 30,705 | Yamaguchi | |
| 四 国 Shikoku | 計 | 3,173 | 67,907 | Total |
| | 徳島 | X | X | Tokushima |
| | 香川 | 1,033 | 22,744 | Kagawa |
| | 愛媛 | 1,411 | 30,072 | Ehime |
| | 高知 | X | X | Kochi |
| 九 州 Kyusyu | 計 | 5,888 | 121,878 | Total |
| | 福岡 | 2,229 | 44,379 | Fukuoka |
| | 佐賀 | 738 | 14,690 | Saga |
| | 長崎 | X | X | Nagasaki |
| | 熊本 | 1,135 | 24,280 | Kumamoto |
| | 大分 | 760 | 15,985 | Oita |
| | 宮崎 | 556 | 12,776 | Miyazaki |
| 鹿児島 | X | X | Kagoshima | |
| 沖 縄 | 82 | 1,599 | Okinawa | |

注：月末常用従業者年計は12月末の従業者数である。月間実働延人員は年平均である。

Note: With regard to the years of 1996 to 1998, the end-of-month number of regular employees at the end of December, and the monthly total of working employees is annual average.

1 原材料樹脂の生産・出荷・在庫統計

| 品目 Goods | 単位 Unit | 生産数量 Production Quantity | 受入数量 Receipt Quantity | 消費数量 Consumption Quantity | 出荷 Shipments | | | 在庫数量 Inventory Quantity |
|--|--------------------------------|--------------------------------|-----------------------------|---------------------------------|----------------|---------------------------------------|---------------------------|-------------------------------|
| | | | | | 販売 Sales | | その他 Others Quantity | |
| | | | | | 数量 Quantity | 金額(百万円) Value in Million of Yen | | |
| フェノール樹脂計 Phenol-formaldehyde resin (PF) | t | 249,905 | 16,860 | 24,868 | 231,879 | 71,340 | 10,309 | 16,755 |
| 成形材料 Phenolic resins (molding materials) | " | 41,926 | 1,969 | 2,220 | 40,824 | 14,991 | 1,331 | 3,137 |
| | " | (12,691) | | | | | | |
| 積層品 Laminating phenolic resins | " | 32,528 | 6,566 | 13,085 | 26,687 | 17,928 | 32 | 3,091 |
| シェルモールド用 Shell molding materials phenolic resins | " | 31,145 | 1,392 | 3,183 | 26,194 | 6,316 | 3,076 | 2,390 |
| 木材加工接着剤用 Lumber manufacturing adhesive phenolic materials | " | 27,946 | 133 | 166 | 27,671 | 2,530 | 215 | 563 |
| その他のフェノール樹脂 Other phenolic resins | " | 116,360 | 6,800 | 6,214 | 110,503 | 29,574 | 5,655 | 7,574 |
| ユリア樹脂計 Urea (Formaldehyde) resins | " | 235,083 | 4,103 | 12,614 | 226,736 | 18,744 | 231 | 5,197 |
| 成形材料 Urea-formaldehyde resins (molding materials) | " | 14,129 | 1,239 | 6,670 | 8,683 | 3,545 | 39 | 1,123 |
| 接着剤用 Adhesive phenolic resins | " | 213,800 | 2,835 | 5,429 | 211,337 | 13,796 | 173 | 3,433 |
| その他のユリア樹脂 Other urea-formaldehyde resins | " | 7,154 | 29 | 515 | 6,716 | 1,403 | 19 | 641 |
| メラミン樹脂計 Melamine (Formaldehyde) resins | " | 143,994 | 3,314 | 16,804 | 128,562 | 34,398 | 2,233 | 4,548 |
| 成形材料 Melamine-formaldehyde resins (molding materials) | " | 7,576 | 41 | 1,000 | 6,643 | 3,794 | 34 | 1,027 |
| 化粧板用(表面積) Facing melamine-formaldehyde resins (Surface areas) | 10 ³ m ² | 11,441 | ... | ... | ... | ... | ... | ... |
| 化粧板用(重量) Facing melamine-formaldehyde resins (Weight) | t | 3,684 | 963 | 108 | 4,464 | 15,781 | 97 | 326 |
| 塗料用 for paints | " | 20,027 | 1,569 | 7,797 | 12,149 | 5,013 | 2,100 | 867 |
| 接着剤用 for adhesive | " | 107,353 | 741 | 7,011 | 100,925 | 8,905 | 2 | 1,696 |
| その他のメラミン樹脂 for others | " | 5,354 | - | 888 | 4,381 | 906 | - | 632 |
| 不飽和ポリエステル樹脂計 Unsaturated Polyester Resin (U.P) | " | 208,342 | 7,164 | 16,148 | 195,937 | 51,090 | 5,113 | 15,207 |
| FRP用 for FRP | " | 153,581 | 6,967 | 11,958 | 144,787 | 36,156 | 3,987 | 10,503 |
| その他の不飽和ポリエステル樹脂 Other unsaturated polyester resins | " | 54,761 | 197 | 4,190 | 51,150 | 14,934 | 1,126 | 4,704 |
| アルキド樹脂 Alkyd resins | " | 109,085 | 5,133 | 49,892 | 54,003 | 17,815 | 10,402 | 7,236 |
| エポキシ樹脂 Epoxy resin | " | 224,873 | 33,005 | 19,675 | 234,893 | 81,136 | 7,202 | 15,399 |
| | " | (138,249) | | | | | | |
| けい素樹脂 Silicon Plastics | " | 245,865 | - | 245,732 | - | - | - | 1,199 |
| ウレタンフォーム計 Urethane Form, Polyurethane Form | " | 261,198 | 30,557 | 38,181 | 250,120 | 155,801 | 3,217 | 5,318 |
| 軟質 Soft urethane Form | " | 150,082 | 27,836 | 9,289 | 166,414 | 115,013 | 1,999 | 3,115 |
| 硬質 Hard urethane Form | " | 111,116 | 2,721 | 28,892 | 83,706 | 40,788 | 1,218 | 2,203 |
| ※ポリエチレン計 Polyethylene | " | 3,368,770 | 67,255 | 5,217 | 3,376,117 | 466,312 | 32,585 | 359,630 |
| 低密度 Low density | " | 1,855,586 | 56,381 | 3,581 | 1,871,459 | 265,171 | 30,881 | 195,876 |
| 高密度 High density | " | 1,301,074 | 10,320 | 98 | 1,293,152 | 155,296 | 1,562 | 140,983 |
| エチレン-酢酸ビニルコポリマー Ethylene-vinyl acetate copolymers | " | 212,110 | 554 | 1,538 | 211,506 | 45,846 | 142 | 22,771 |

注：(1)資料出所：「化学工業統計年報」
 (2)積層品の生産欄()内は化粧板用の生産で内数である。
 (3)けい素樹脂の生産欄()内はシロキサンの生産量である。
 ※印は石油化学製品月報で調査している品目である。

Notes: (1)Source of data is "Yearbook of Chemical Industries Statistics".
 (2)Figures in () of the upper line of laminated products in the production column are the amounts of production for use in decorative laminates and are included in the main figures.
 (3)Figures in () the Silicon plastics are for production of siloxane.
 ※Items with "※" are those surveyed in the Oil Consumption Statistics Monthly Report.

| 品目 Goods | 単位 Unit | 生産数量 Production Quantity | 受入数量 Receipt Quantity | 消費数量 Consumption Quantity | 出荷 Shipments | | | 在庫数量 Inventory Quantity |
|---|------------|--------------------------------|-----------------------------|---------------------------------|----------------|---------------------------------------|---------------------------|-------------------------------|
| | | | | | 販売 Sales | | その他 Others Quantity | |
| | | | | | 数量 Quantity | 金額(百万円) Value in Million of Yen | | |
| ※ポリスチレン計 Polystyrene | " | 2,037,616 | 119,188 | 55,302 | 2,037,809 | 317,462 | 77,653 | 202,001 |
| 成形材料 (GP・HI) Polystyrene (GP・HI)(moulding materials) | " | 1,180,960 | 80,966 | 42,002 | 1,186,324 | 130,731 | 41,038 | 111,284 |
| 発泡用 (FS) Foaming polystyrene (FS) | " | 196,471 | 15,612 | 3,330 | 196,740 | 43,351 | 9,882 | 10,825 |
| AS樹脂 AS resin | " | 116,915 | 2,207 | 9,502 | 109,341 | 18,547 | 1,801 | 12,737 |
| ABS樹脂 ABS resin | " | 543,270 | 20,403 | 468 | 545,404 | 124,833 | 24,932 | 67,155 |
| ※ポリプロピレン Polypropylene | " | 2,626,320 | 89,436 | 41,627 | 2,606,538 | 354,070 | 63,038 | 346,143 |
| ※ポリブテン Polybutene | " | 39,658 | 6 | 31 | 39,449 | 9,584 | 1 | 2,759 |
| ※石油樹脂 Petroleum polymer resin | " | 137,576 | 286 | 468 | 137,613 | 21,053 | 302 | 26,522 |
| メタクリル酸エステル(モマー) Methacrylate | " | 428,319 | 131,363 | 171,679 | 389,162 | 47,550 | - | 9,608 |
| メタクリル樹脂計 Methacrylic resin | " | 216,672 | 14,674 | 50,770 | 179,738 | 67,222 | 367 | 22,746 |
| 成形材料 Molding materials | " | 124,557 | 9,116 | 31,557 | 100,489 | 28,567 | - | 13,395 |
| 板状等材料 Laminar materials | " | 63,298 | 3,059 | 1,336 | 66,141 | 33,951 | 67 | 9,075 |
| その他のメタクリル樹脂 Other materials | " | 28,817 | 2,499 | 17,877 | 13,108 | 4,704 | 300 | 276 |
| 酢酸ビニル(モマー) Polyvinyl acetate | " | 593,882 | 92,811 | 319,137 | 317,686 | 54,196 | 47,453 | 16,957 |
| ポリビニルアルコール Polyvinyl Alcohol (PVAL) | " | 208,305 | 730 | 43,329 | 163,085 | 50,976 | 5,303 | 28,493 |
| 塩化ビニル(モマー) Polyvinyl chlorides | t | 3,123,559 | 454,375 | 995,412 | 2,178,699 | 110,548 | 402,071 | 46,318 |
| 塩化ビニル樹脂計 Vinyl chloride Resins, Polyvinyl Chloride (P,V,C) | " | 2,460,476 | 9,922 | - | 2,428,051 | 254,667 | 31,736 | 122,984 |
| ポリマー Polymer | " | 2,207,303 | 9,922 | - | 2,174,695 | 207,256 | 31,736 | 90,424 |
| コポリマー Copolymer | " | 68,994 | - | - | 69,740 | 15,050 | - | 8,136 |
| ペースト Past resin | " | 184,179 | - | - | 183,616 | 32,361 | - | 24,424 |
| 塩化ビニリデン樹脂 Vinylidene chloride resin(including copolymer) | " | 58,785 | 42 | 58 | 32,674 | ... | 26,771 | 3,249 |
| カプロラクタム Caprolactam | " | 580,846 | 66,675 | 158,941 | 391,717 | 80,089 | 102,602 | 18,613 |
| ポリアミド系樹脂成形材料 Polyamide resins (moulding materials) | " | 234,543 | 5,134 | 2,853 | 231,687 | 124,938 | 9,309 | 29,983 |
| ふっ素樹脂 Polyfluorocarebons | " | 22,093 | 6,123 | 805 | 22,426 | 55,685 | 5,376 | 3,210 |
| ポリカーボネート Polycarbonate | " | 347,037 | 14,158 | 13,546 | 352,441 | 136,394 | 2,415 | 28,037 |
| ポリアセタール Polyacetal | " | 137,954 | 6,823 | - | 147,027 | ... | - | 14,593 |
| ポリエチレンテレフタレート計 Polyethylene terephthalate (PET) | " | 1,280,569 | 87,569 | 537,750 | 536,075 | 94,864 | 300,858 | 78,634 |
| 繊維用 for fiber | " | 614,823 | 45,398 | 469,981 | 35,924 | 4,376 | 156,878 | 16,162 |
| その他のポリエチレンテレフタレート Other polyethylene terephthalate(PET) | " | 665,746 | 42,171 | 67,769 | 500,151 | 90,488 | 143,980 | 62,472 |
| ポリブチレンテレフタレート Polybutylene terephthalate (PBT) | " | 63,586 | - | 4,183 | 46,456 | 18,209 | 13,107 | 3,702 |
| 変性ポリフェニレンエーテル Modified polyphenylene ether | " | 78,761 | 20,293 | 11,676 | 87,185 | 37,648 | 793 | 8,887 |
| その他の樹脂 Other resins | " | 185,244 | 20 | 49,223 | 136,478 | 39,752 | 317 | 8,011 |

注：(4) その他の樹脂とは、アセチルセルロース、ポリビニルホルマール、ポリビニルブチラール、フラン樹脂、アセチルセルロースプラスチック、ニトロセルロース、セルロイド生地(新製)、たん白を含む接着剤等である。
Notes: (4) Other resins include acetyl cellulose, polyvinyl formal, polyvinyl butyral, furan resin, acetyl cellulose plastic, nitrocellulose, sheet celluloid(newly produced) and adhesives containing protein.

2 塩化ビニル管、継ぎ手及び板の生産・出荷・在庫統計

(単位：t) (Unit:t)

| 年 月 | 塩化ビニル管(t) | | | 塩化ビニル継手(t) | | | Year and Month |
|---------|------------------|-----------------|-----------------|------------------|-----------------|-----------------|----------------|
| | 生産 Production | 出荷 Shipments | 在庫 Inventory | 生産 Production | 出荷 Shipments | 在庫 Inventory | |
| 平成8年 | 488,848 | 489,306 | 32,351 | 48,112 | 48,064 | 4,827 | C.Y. 1996 |
| 9年 | 489,554 | 486,950 | 34,955 | 49,155 | 48,212 | 5,770 | 1997 |
| 10年 | 461,837 | 460,310 | 36,482 | 39,738 | 40,470 | 5,038 | 1998 |
| 11年 | 485,058 | 485,396 | 37,978 | 41,944 | 42,285 | 4,697 | 1999 |
| 平成11年1月 | 37,337 | 41,469 | 32,850 | 3,225 | 3,190 | 5,073 | Jan. 1999 |
| 2 | 41,450 | 39,474 | 35,326 | 3,239 | 3,219 | 5,093 | Feb. |
| 3 | 41,580 | 41,952 | 35,788 | 3,851 | 3,831 | 5,113 | Mar. |
| 4 | 27,424 | 28,467 | 34,745 | 3,025 | 3,151 | 4,987 | Apr. |
| 5 | 31,002 | 31,560 | 34,187 | 3,244 | 3,386 | 4,845 | May. |
| 6 | 37,740 | 35,956 | 35,971 | 3,203 | 3,133 | 4,915 | Jun. |
| 7 | 43,377 | 39,456 | 39,892 | 3,341 | 3,149 | 5,107 | Jul. |
| 8 | 35,127 | 37,733 | 37,286 | 2,937 | 3,248 | 4,796 | Aug. |
| 9 | 50,027 | 48,467 | 38,846 | 3,698 | 3,639 | 4,855 | Sep. |
| 10 | 45,338 | 48,446 | 35,738 | 3,795 | 3,882 | 4,768 | Oct. |
| 11 | 50,386 | 50,900 | 35,224 | 4,326 | 4,470 | 4,624 | Nov. |
| 12 | 44,270 | 41,516 | 37,978 | 4,060 | 3,987 | 4,697 | Dec. |

注：資料出所：塩化ビニル管・継手協会

The source of data : Japan Pipe and Fitting Association.

(単位：t) (Unit:t)

| 年 月 | 硬質塩化ビニル板(t) | | | | | | | Year and Month |
|---------|------------------|--|---|---|----------------|--------------|------------------|----------------|
| | 生産 Production | 出 | | | 荷 出荷 Shipments | | | |
| | | 工業用(平板) Industrial use (Plastic flat plates) | 一般用(平板) Popular use (Plastic flat plates) | 建材用(波板) Building material use (Plastic wave plates) | 輸 出 Export | 合 計 Total | 在 庫 Inventory | |
| 平成8年 | 59,595 | 14,503 | 11,421 | 31,041 | 1,673 | 58,638 | 9,447 | C.Y. 1996 |
| 9年 | 55,259 | 16,553 | 10,828 | 26,567 | 1,692 | 55,640 | 9,062 | 1997 |
| 10年 | 48,470 | 12,054 | 8,353 | 27,313 | 1,210 | 48,930 | 6,624 | 1998 |
| 11年 | 45,411 | 12,171 | 7,453 | 25,477 | 949 | 46,050 | 5,928 | 1999 |
| 平成11年1月 | 2,923 | 873 | 545 | 1,409 | 77 | 2,904 | 6,642 | Jan. 1999 |
| 2 | 2,855 | 990 | 587 | 1,210 | 84 | 2,871 | 6,626 | Feb. |
| 3 | 4,164 | 1,307 | 865 | 2,000 | 99 | 4,271 | 6,519 | Mar. |
| 4 | 3,560 | 844 | 610 | 1,949 | 62 | 3,465 | 6,614 | Apr. |
| 5 | 3,558 | 856 | 603 | 2,103 | 89 | 3,651 | 6,521 | May. |
| 6 | 4,076 | 960 | 620 | 1,958 | 130 | 3,668 | 6,929 | Jun. |
| 7 | 3,705 | 1,027 | 606 | 1,699 | 111 | 3,443 | 7,191 | Jul. |
| 8 | 2,920 | 871 | 511 | 1,450 | 77 | 2,909 | 7,202 | Aug. |
| 9 | 4,008 | 1,310 | 708 | 3,354 | 75 | 5,447 | 5,763 | Sep. |
| 10 | 5,239 | 946 | 554 | 3,326 | 72 | 4,898 | 6,048 | Oct. |
| 11 | 4,205 | 1,138 | 665 | 2,747 | 42 | 4,592 | 5,662 | Nov. |
| 12 | 4,198 | 1,049 | 579 | 2,272 | 31 | 3,931 | 5,928 | Dec. |

注：資料出所：硬質塩化ビニール板協会

The source of data : Japan Rigid PVC Sheet Association.

平成11年 プラスチック製品統計年報

平成12年7月25日 発行

定価2,980円
(本体価格2,839円)

編集 通商産業大臣官房調査統計部

発行所 社団法人 通産統計協会

〒104-0061 東京都中央区銀座2-8-9

(木挽館銀座ビル)

電話 (03) 3561-2974

FAX (03) 3561-5212

印刷・製本 (株)丸井工文社

