

平成 13 年

— 2001 —

エネルギー生産・需給統計年報

(石油・石炭・コークス)

YEARBOOK OF
PRODUCTION, SUPPLY AND DEMAND OF
PETROLEUM, COAL AND COKE

経済産業省経済産業政策局調査統計部

Research and Statistics Department
Economic and Industrial Policy Bureau
Ministry of Economy, Trade and Industry

経済産業省資源エネルギー庁資源・燃料部

Natural Resources and Fuel Department
Agency for Natural Resources and Energy
Ministry of Economy, Trade and Industry

序

経済産業省では、我が国鉱工業の生産活動、鉱工業製品の需給及びエネルギー消費の実態を明らかにするため、毎月、生産動態統計調査、各種の需給流通統計調査及び石油等消費動態統計調査を実施し、その調査結果を公表しております。

エネルギー生産・需給統計年報は、平成13年における石油、コークス、石炭関係の生産動態統計及び需給動態統計の結果と、その他関連統計等を収録したものです。本年報が各方面で広く利用されることを期待しております。

本年報の発行に当たり、統計調査に御協力いただいた関係各位に厚くお礼申し上げますとともに、本年報の一層の充実を図るため各位の御叱正、御教示を賜れば幸いです。

平成14年 7 月

経済産業省経済産業政策局調査統計部長

成 田 公 明

経済産業省資源エネルギー庁資源・燃料部長

松 永 和 夫

目 次

序

利用上の注意

概 況

- 1. 一般概況……………10
- 2. 石 油……………11
- 3. 石 炭……………14
- 4. コーケス……………16

統 計 表

- 鉱工業指数……………21

石 油

1. 石油需給推移……………24

2. 天然ガス・原油・石油製品生産

1. 天然ガス

- (1) 天然ガス生産・出荷・在庫……………26
- (2) 天然ガス鉱床別、道県別生産……………26
- (3) 天然ガス道県別、産業別出荷・消費内訳……………28
- (4) 天然ガス・原油鉱場労務……………28
- (5) 天然ガス鉱場経済産業局別電力消費……………29

2. 原 油

- (1) 原油生産・出荷・在庫……………30
- (2) 原油道県別生産……………30
- (3) 原油油種別生産……………31
- (4) 原油鉱場経済産業局別電力消費……………31
- (5) 原油 輸 入
 - ① 原油地域別、国別輸入……………32
 - ② 原油油種別輸入……………35
- (6) 非精製用出荷内訳……………45

3. 石油製品

- (1) 石油製品製油所受払
 - ① 総括（平成13年）……………50
 - ② 総括（平成13年度）……………52
- (2) 石油製品油種別生産
 - ① 総 括……………54

- ② 精製業者……………56

- ③ 潤滑油業者……………58

- ④ その他業者……………58

- (3) 石油製品経済産業局別生産……………60

- (4) 投入・産出

- ① 総 括……………62

- ② 精製業者……………62

- ③ 潤滑油業者……………64

- ④ その他業者……………64

- (5) 原油及び半製品在庫……………66

- (6) 労 務……………67

- (7) 資材品種別消費

- ① 総 括……………68

- ② 精製業者……………68

- (8) 石油製品得率及び稼働率推移……………69

3. 石油需給

1. 石油製品需給総括

- (1) 総括（平成13年）……………70
- (2) 総括（平成13年度）……………72

2. 石油製品製造業者・輸入業者

販売部門受払（平成13年）…74

3. 石油製品販売業者受払（平成13年）……………74

4. 石油製品消費者向月別販売……………76

5. 石油製品の輸出入

- (1) 月 別 輸 入……………78
- (2) 相手先別輸入（平成13年）……………80
- (3) 相手先別輸入（平成13年度）……………82
- (4) 月 別 輸 出……………84
- (5) 仕向先別輸出（平成13年）……………86
- (6) 仕向先別輸出（平成13年度）……………88

6. 石油製品月別業態別在庫……………90

7. 石油製品製造業者・輸入業者月別

国内向総販売…92

8. 石油製品販売業者月別受入・消費者向販売…94

9. 製造業者・輸入業者の品種別、月別

消費者向販売及び在庫内訳…96

10. 石油製品産業別消費者向販売

- (1) 産業別消費者向販売総括（平成13年）……………98
- (2) 灯油産業別消費者向総販売……………100

| | |
|-------------------------------|-----|
| (3) 軽油産業別消費者向総販売 | 100 |
| (4) 重油産業別消費者向総販売 | |
| ① 重油計 | 102 |
| ② A重油 | 102 |
| ③ B重油 | 104 |
| ④ C重油 | 104 |
| ⑤ 重油の製造業向販売内訳 | 106 |
| (5) 潤滑油産業別消費者向総販売 | 106 |
| 11. 液化石油ガス及び液化天然ガス需給総括 | 108 |
| 12. 液化石油ガス及び液化天然ガス月別販売 | 109 |
| 13. 液化石油ガス及び液化天然ガス月別輸出入 | 109 |
| 14. 液化石油ガス及び液化天然ガス用途向販売 | |
| (1) 総括 | 110 |
| (2) 製造・輸入業者 | 110 |
| (3) 販売業者 | 110 |
| 15. 液化石油ガス月別業態別在庫 | 111 |
| 16. 液化石油ガス製造・輸入業者月別 国内向総販売 | 112 |

石 炭

| | |
|--------------|-----|
| 1. 国内炭 | 114 |
| (1) 生産総括 | 114 |
| (2) 産業別販売 | 115 |
| (3) 資材 | 114 |
| (4) 電力・燃料 | 114 |
| (5) 労務 | 115 |
| 2. 輸入炭 | 116 |
| (1) 輸入炭入着 | 116 |
| ① 合計 | 116 |
| ② 原料炭 | 117 |
| ③ 一般炭 | 116 |
| ④ 無煙炭 | 117 |
| (2) 輸入炭産業別販売 | 118 |
| ① 合計 | 118 |
| ② 原料炭 | 118 |
| ③ 一般炭 | 120 |
| ④ 無煙炭 | 121 |
| (3) 輸入炭在庫 | 121 |

コ ー ク ス

| | |
|-------|-----|
| 1. 総括 | 122 |
| 2. 生産 | 123 |
| 3. 消費 | 123 |
| 4. 出荷 | 123 |

| | |
|---------------------------|-----|
| 5. 在庫 | 122 |
| 6. 販売内訳 | 123 |
| 7. 原材料 | 125 |
| (1) 消費 | 125 |
| (2) 在庫 | 125 |
| 8. 電力・燃料 | 127 |
| 9. 生産能力・稼働率 | 127 |
| 10. 労務 | 127 |
| 11. 品種別販売内訳 | 128 |
| (1) 合計 (溶鋳炉用・鋳物用・一般用コークス) | 128 |
| (2) 溶鋳炉用 | 128 |
| (3) 鋳物用 | 130 |
| (4) 一般用 | 130 |

主要品目の長期時系列推移

| | |
|--------------------|-----|
| 1. 原油の国別輸入推移 | |
| (1) 年別 | 132 |
| (2) 年度別 | 134 |
| 2. 天然ガス、原油の生産・輸入推移 | 136 |
| 3. 石油製品の生産推移 | 137 |
| 4. 石油製品の輸入推移 | 138 |
| 5. 石油製品の販売推移 | 139 |

参 考 資 料

| | |
|--|-----|
| 1. 石油製品製造業者・輸入業者 (20社) 経済産業局別、都道府県別販売 | |
| (1) 平成13年 | 140 |
| (2) 平成13年度 | 142 |
| 2. 石油備蓄量推移 | 144 |
| 3. 石油輸入価格推移 | 144 |
| 4. 一次エネルギー供給推移 | 146 |
| 5. 電力 | |
| (1) 発電量 | 148 |
| (2) 汽力発電所主要燃料受入・消費実績 | |
| ① 一般電気事業者 | 148 |
| ② 卸電気事業者 | 150 |
| (3) 大口電力産業別使用量 | 150 |
| 6. 石油設備 (販売部門) | 152 |
| (1) 油槽所貯油設備 | 152 |
| (2) ガソリンスタンド運営区分別 (経済産業局別・都道府県別) 保有状況 | 152 |
| (3) タンクローリー (経済産業局別・都道府県別) 保有状況 | 154 |
| 7. ガス | 156 |

Table of Contents

Notes for use

Annual Review

- 1. Changes in Industrial Production10
- 2. Petroleum11
- 3. Coal.....14
- 4. Coke16

Statistical Tables

- Indices of Industrial Production21

Petroleum

1. Changes in Supply and Demand of Oil

-24

2. Production of Natural Gas, Crude Oil, and Petroleum Products

1. Natural Gas

- (1) Production, Shipment and Inventory of Natural Gas26
- (2) Production of Natural Gas by Oil Field and prefecture26
- (3) Shipment and Consumption of Natural Gas by Prefecture and Industry28
- (4) Labor of Mining Fields of Natural Gas and Crude Oil28
- (5) Mining Fields' Consumption of Electricity by Regional Bureau of Economy, Trade and Industry29

2. Crude Oil

- (1) Production, Shipment and Inventory of Crude Oil30
- (2) Production of Crude Oil by Prefecture30
- (3) Production by Kind of Crude Oil31
- (4) Crude Oil Fields' Consumption of Electricity by Regional Bureau of Economy, Trade

and Industry31

(5) Import of Crude Oil

- ① Import by Crude Oil Area or Country32

- ② Import of Kind of Crude Oil35

(6) Shipment of Crude Oil Not for

Refinement45

3. Petroleum Products

(1) Receipt and shipment by Oil Refineries

- ① Total (C.Y. 2000)50

- ② Total (F.Y. 2000)52

(2) Production of Petroleum Products by Kind of Oil

- ① Total54

- ② Refiners56

- ③ Lubricant Manufacturers58

- ④ Other Establishments58

(3) Production of Petroleum Products by Regional Bureau of Economy, Trade and Industry.....60

(4) Input and Output Table

- ① Total62

- ② Refiners62

- ③ Lubricant Manufacturers64

- ④ Other Establishments64

(5) Inventory of Crude Oil and Semi-finished Products.....66

(6) Labor67

(7) Consumption by Kind of Materials

- ① Total68

- ② Refiners68

(8) Yield Rate and Serviceability Rate of Oil Products69

3. Supply and Demand of Petroleum Products

1. Supply and Demand Summary

- (1) Total (C.Y. 2001)70

- (2) Total (F.Y. 2001)72

2. Receipt and Shipment of Petroleum Products

| | |
|--|-----|
| by Manufactures and Importers (C.Y. 2001) | 74 |
| 3. Receipt and Shipment by Sellers of Petroleum Products (C.Y. 2001) | 74 |
| 4. Sales to Industrial Consumers and Retailers by Month | 76 |
| 5. Import and Export of Petroleum Products | |
| (1) Import by Month | 78 |
| (2) Import by Area and Country (C.Y. 2001) | 80 |
| (3) Import by Area and Country (F.Y. 2001) | 82 |
| (4) Export by Month | 84 |
| (5) Export to Area and Country (C.Y. 2001) | 86 |
| (6) Export to Area and Country (F.Y. 2001) | 88 |
| 6. Monthly Inventory of Petroleum Products by Type of Business | 90 |
| 7. Monthly Domestic Sales to Industry and Retailer of Petroleum Products by Manufactures and Importers | 92 |
| 8. Petroleum Products Retailers' Monthly Receipt and Sales to Consumers | 94 |
| 9. Monthly Inventory and Sales to Industry by Manufactures and Importers | 96 |
| 10. Sales of Petroleum Products to Consumers by Industry | |
| (1) Summary of Sales to Consumers by Industry (C.Y. 2001) | 98 |
| (2) Total Sales of Kerosene to Consumers by Industry | 100 |
| (3) Total Sales of Gas Oil to Consumers by Industry | 100 |
| (4) Total Sales of Fuel Oil to Consumers by Industry | |
| ① Fuel Oil Total | 102 |
| ② Fuel Oil A | 102 |
| ③ Fuel Oil B | 104 |
| ④ Fuel Oil C | 104 |
| ⑤ Sales of Fuel Oil to Manufacturers | 106 |
| (5) Total Sales of Lubricating Oil to Consumers by Industry | 106 |
| 11. Supply and Demand Summary of Liquefied | |

| | |
|---|-----|
| Petroleum Gas and Liquefied Natural Gas | 108 |
| 12. Sales to Industrial Consumers and Retailers of Liquefied Petroleum Gas and Liquefied Natural Gas by Month | 109 |
| 13. Import and Export of Liquefied Petroleum Gas and Liquefied Natural Gas by Month | 109 |
| 14. Sales of Liquefied Petroleum Gas and Liquefied Natural Gas by Consuming Type | 110 |
| 15. Monthly Inventory of Liquefied Petroleum Gas by Type of Business | 111 |
| 16. Sales to Industry and Retailer of Liquefied Petroleum Gas by Manufactures and Importers | 112 |

Coal

| | |
|--|-----|
| 1. Domestic Coal | 114 |
| (1) Summary of Production | 114 |
| (2) Supplied for End User by Industry | 115 |
| (3) Materials for Producing | 114 |
| (4) Electricity and Fuel | 114 |
| (5) Labor | 115 |
| 2. Import Coal | 116 |
| (1) Coal Import by Country of Origin | 116 |
| ① Total | 116 |
| ② Coal for Coke Making | 117 |
| ③ Coal for General Use | 116 |
| ④ Anthracite Coal | 117 |
| (2) Sales Breakdown by User Industry (Imported Coal) | 118 |
| ① Total | 118 |
| ② Coal for Coke Making | 118 |
| ③ Coal for General Use | 120 |
| ④ Anthracite Coal | 121 |
| (3) Imported Coal Storage | 121 |

Coke

| | |
|-----------------------|-----|
| 1. Summary | 122 |
| 2. Production | 123 |
| 3. Consumption | 123 |
| 4. Shipment | 123 |
| 5. Inventory | 122 |
| 6. Breakdown of Sales | 123 |

| | |
|--|-----|
| 7. Raw Materials | 125 |
| (1) Consumption | 125 |
| (2) Inventory | 125 |
| 8. Electricity · Fuel | 127 |
| 9. Production Capacity · Operating Ratio | 127 |
| 10. Labor | 127 |
| 11. Sales by Kind of Product | 128 |
| (1) Total (Coke for Blasting, Casting, and General Use) | 128 |
| (2) Coke for Blasting Use | 128 |
| (3) Coke for Casting Use | 130 |
| (4) Coke for General Use | 130 |

Changes of Main Products in Long-term Time Series

| | |
|--|-----|
| 1. Changes in Import of Crude Oil by Country | 132 |
| 2. Changes in Production and Import of Crude Oil and Natural Gas | 136 |
| 3. Changes in Production of Petroleum Products | 137 |
| 4. Changes in Import of Petroleum Products | 138 |
| 5. Changes in Sales of Petroleum Products | 139 |

Reference

| |
|--|
| 1. Petroleum Products Sales by 20 Manufac- |
|--|

| | |
|---|-----|
| tures by METI Bureau and by Prefecture | |
| (1) C.Y. 2001 | 140 |
| (2) F.Y. 2001 | 142 |
| 2. Changes in Oil Stock | 144 |
| 3. Customs Clearance Prices of Crude Oil and Petroleum Products (CIF) | 145 |
| 4. Primary Energy Supply | 146 |
| 5. Electricity | |
| (1) Electric Power Production in Japan | 148 |
| (2) Receipt and Consumption of Major Fuels by Steam Power Plants | |
| ① Electric Utilities | 148 |
| ② Whole Sale Electric Utilities | 150 |
| (3) Large Scale Electricity Consumption by Industry | 150 |
| 6. Petroleum equipment (a sales section) | 152 |
| (1) Oil storage place equipment | 152 |
| (2) The possession condition which gas station management classification is (by the economic industry office, by city way prefecture) | 152 |
| (3) Tank truck possession conditions (by the economic industry office, by city way prefecture) | 154 |
| 7. Gas | 156 |

利用上の注意

この年報は、統計法に基づく通商産業省生産動態統計調査規則（現在は経済産業省生産動態統計調査規則）、石炭需給動態統計調査規則、石油製品需給動態統計調査規則によって毎月末日現在で実施された生産、需給の調査結果を公表するものです。掲載数値は、毎月刊行される「エネルギー生産・需給統計月報」で公表した後、さらに補正する必要のあるものについて修正した確定数値です。

1. 調査範囲

この年報に集録した統計調査の調査範囲は次のとおりです。

- (1) 生産動態統計調査規則による原油、天然ガス、石油製品、石炭及びコークスの生産事業所の全部。
- (2) 石炭需給動態統計調査規則
・輸入炭については輸入業者及び一次販売業者全部。
- (3) 石油製品需給動態統計調査規則
・製造業者・輸入業者は全部。
・販売業者は一定規模以上は全部、未満は抽出。なお、平成11年1月に調査対象の指定替えを行った。
- (4) 統計報告調整法に基づく石油輸入調査による原油を輸入する事業所全部。

2. 調査事項

この年報の主な調査事項の定義は次のとおりです。

- (1) 生産：事業所で実際に生産したもので受託生産も含まれます。
- (2) 消費：事業所における生産工程用原材料として消費したもの及び燃料の消費をいいます。
- (3) 出荷：事業所が販売、その他の理由で実

際に出荷したものをいい、自家使用分及び企業内他部門向け出荷分も含まれます。

- (4) 在庫：事業所が実際に保管している製品の在庫をいいます（事業所が契約の主体となっているもので、他の営業倉庫等に製品を保管させている場合も含む）。

3. その他

- (1) この年報の統計表に用いた記号の内容は次のとおりです。
—：実績のないもの
…：不詳
0：単位未満
▲：減少
- (2) 公表された数値は単位以下4捨5入を行っているため、合計と内訳が一致しない場合があります。
- (3) この年報に掲載された統計を他に転載するときは必ず「平成13年経済産業省エネルギー生産・需給統計年報」による旨を明記してください。

4. 問い合わせ

この年報の内容についてのお問い合わせは下記をお願いします。

〒100-8902

東京都千代田区霞が関一丁目3番1号

(1) 経済産業省経済産業政策局

調査統計部鉱工業動態統計室

電話 (03)―3501―1511 大代表

(内線) 2869

(2) 経済産業省資源エネルギー庁資源・燃料部

政策課(統計担当) 電話 (03)―3501―2773

平成12年3月分から、季節調整法は、生産・出荷及び稼働率指数については、センサス局法のX-12-ARIMAにより季節、曜日・祝祭日調整を行っています（本書で季節調整済指数と記述している箇所は、季節、曜日・祝祭日調整済のもので、在庫、在庫率指数については、センサス局法X-12-ARIMAのなかのX-11デフォルトにより、季節指数を平成6年1月～平成12年12月までの7年間で算出したものにより季節調整を行っています。

なお、詳細については「経済産業省：鉱工業指数速・確報」の注記を参照してください。

本年報は再生紙を使用しております。

Notes for use

This yearbook covers the results at surveys on the production and supply/demand, made at the end of each month according to the rules for the Current Survey of Production, Coal Supply and Demand and Petroleum Product Supply and Demand provided for by the Statistical Law. The yearbook contains fixed numbers that were revised after published in the Monthly of Energy Production, Supply and Demand Statistics.

1. Survey scope

The surveys in this report covered the following manufacturers, sellers and other establishments.

- (1) Current Survey of Production: all manufacturers of crude oil, natural gas, coal and coke.
- (2) Current Survey of Coal Supply and Demand:
*for coal imports and sales of imported coal: all importers and primary sellers.
- (3) Current Survey of Petroleum Product Supply and Demand:
*manufacturers and importers: all
*sellers: all sellers with business scale above the predetermined level, and some sellers of a smaller scale, which were chosen in January 1999 to replace the formerly chosen sellers.
- (4) All importers of crude oil covered by the oil import survey conducted according to the Statistical Report Adjustment Law.

2. Survey items

The definitions of key survey items referred to in this report are as follows:

- (1) Production: the amount (volume) actually produced by the surveyed establishment, including the products commissioned by others.
- (2) Consumption: the raw materials and fuels consumed by the surveyed establishment in the production process.

- (3) Shipment: the amount (volume) actually shipped by the surveyed establishment for sale, etc., including the shipment for its own use and that to other divisions of the establishment.
- (4) Inventory: the inventory actually held by the surveyed establishments (including that stored at public warehouses, etc. under contract by such establishments).

3. Miscellaneous

- (1) The following symbols are used in the statistical tables of this report to denote the words after the colons:

— : No record ... : Unknown

0 : Less than a unit ▲ : Decline

- (2) In an itemized list, the figures may not add up to the exact total, due to the rounding of fractions to the nearest whole number.
- (3) Be sure to cite the "Yearbook of Production, Supply and Demand of Petroleum, Coal and Coke (METI)" as the source when reprinting the statistics contained in this report.

4. If there are any questions about the contents of this yearbook, please contact the following address.

1-3-1 Kasumigaseki, Chiyoda-ku, Tokyo

(〒100-8902)

Office of Current Survey for Mining and Manufacturing,

Research and Statistics Department,

Economic and Industrial Policy Bureau,
Ministry of Economy, Trade and Industry

Tel. 03-3501-1511 (pilot), extension 2869

Policy Planning Division Natural Resources and Fuel Department Agency for Natural Resources and Energy Ministry of Economy, Trade and Industry

Tel. 03-3501-2773

As for the Indices of Industrial Production, Producer's Shipments and Operating Ratio, the Census Bureau's X-12-ARIMA method is adopted as the seasonal, trading day and holiday effect adjustment from March, 2000. (Note: in this report, 'seasonal adjustment index' means 'Seasonal, trading day and holiday effect adjustment index') As for the Indices of Producer's Inventories and Inventory Ratio, Census Bureau's (X-11 Default of X-12-ARIMA) method is adopted and the indices are calculated from figures between January, 1994 and December, 2000. Please refer to 'METI: Indices of Industrial Production' for details

This yearbook is made of recycled paper.

概 況

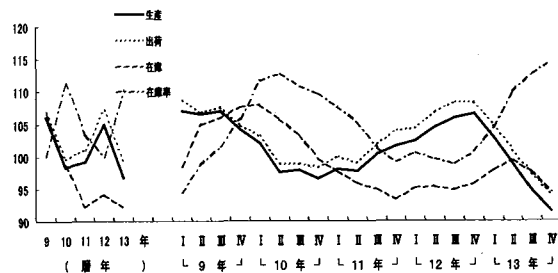
1. 一 般 概 況

(1) 3年ぶりに低下傾向となった鉱工業生産

13年の鉱工業生産は、前年比▲7.8%と3年ぶりの低下となり、平成10年の同▲7.2%を下回って平成7年基準では最大の減少幅となった。

四半期別の動向をみると、1～3月期は電気機械工業、窯業・土石製品工業、一般機械工業が低下したことから前期比▲3.5%の低下となった。4～6月期は電気機械工業、一般機械工業、金属製品工業等が低下したことから同▲3.8%の低下となった。7～9月期は電気機械工業、一般機械工業、化学機械工業等が低下したことから同▲4.3%の低下となった。10～12月期は電気機械工業、一般機械工業、輸送機械工業等が低下したことから同▲3.4%の低下となった。

第1図 鉱工業生産・出荷・在庫・在庫率指数の推移
(平成7年=100、季節調整済)



第1表 鉱工業指数の推移 (平成7年=100、季節調整済)

| | 11年 | 12年 | 13年 | 12年 | | | | 13年 | | | |
|-------------------------------|--------------------|-------------------|--------------------|----------------------|----------------------|----------------------|----------------------|-----------------------|-----------------------|------------------------|------------------------|
| | | | | I | II | III | IV | I | II | III | IV |
| 生産 (前期(年)比) (前年同期比) | 99.2 0.8 — | 105.0 5.8 — | 96.8 ▲7.8 — | 102.3 0.7 6.2 | 104.4 2.1 7.0 | 105.9 1.4 5.5 | 106.5 0.6 4.8 | 102.8 ▲3.5 ▲1.1 | 98.9 ▲3.8 ▲5.6 | 94.6 ▲4.3 ▲10.7 | 91.4 ▲3.4 ▲13.5 |
| 出荷 (前期(年)比) (前年同期比) | 101.0 1.3 — | 107.1 6.0 — | 99.1 ▲7.5 — | 104.3 0.3 6.2 | 106.8 2.4 8.0 | 108.3 1.4 6.1 | 108.3 0.0 4.3 | 104.8 ▲3.2 ▲1.0 | 100.9 ▲3.7 ▲5.9 | 97.2 ▲3.7 ▲10.2 | 93.8 ▲3.5 ▲12.7 |
| 国内向け出荷 (前期(年)比) (前年同期比) | 98.9 1.2 — | 105.0 6.2 — | 97.2 ▲7.4 — | 102.3 0.9 6.0 | 104.1 1.8 7.2 | 106.3 2.1 6.5 | 106.3 0.0 4.9 | 103.2 ▲2.9 ▲0.7 | 99.1 ▲4.0 ▲5.2 | 95.4 ▲3.7 ▲10.2 | 91.6 ▲4.0 ▲13.1 |
| 輸出向け出荷 (前期(年)比) (前年同期比) | 116.5 1.6 — | 123.1 5.7 — | 112.5 ▲8.6 — | 121.6 ▲0.6 7.1 | 126.0 3.6 12.2 | 121.8 ▲3.3 3.7 | 121.3 ▲0.4 0.8 | 119.3 ▲1.6 ▲3.4 | 113.8 ▲4.6 ▲9.8 | 109.3 ▲4.0 ▲10.6 | 108.0 ▲1.2 ▲10.4 |
| 在庫 (前期(年)末比) (前年同期末比) | 92.2 ▲6.6 — | 94.2 2.2 — | 92.2 ▲2.1 — | 95.2 2.0 ▲2.4 | 95.3 0.1 ▲0.7 | 94.8 ▲0.5 ▲0.3 | 95.7 0.9 2.2 | 97.8 2.2 3.0 | 99.5 1.7 4.9 | 97.5 ▲2.0 3.1 | 94.3 ▲3.3 ▲2.1 |
| 在庫率 (前期(年)比) | 103.4 ▲7.1 — | 99.9 ▲3.4 — | 110.2 10.3 — | 100.6 1.4 — | 99.7 ▲0.9 — | 98.8 ▲0.9 — | 100.6 1.8 — | 104.5 3.9 — | 109.9 5.2 — | 112.6 2.5 — | 114.5 1.7 — |
| 稼働率 (前期(年)比) | 95.0 ▲0.6 — | 99.3 4.5 — | 92.5 ▲6.8 — | 98.2 1.6 — | 99.5 1.3 — | 100.0 0.5 — | 98.9 ▲1.1 — | 96.6 ▲2.3 — | 94.5 ▲2.2 — | 91.2 ▲3.5 — | 87.8 ▲3.7 — |

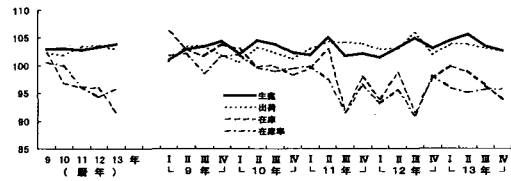
(注) 1. 輸出向け出荷及び国内向け出荷は「鉱工業出荷内訳表」による。
2. 輸出向け出荷及び国内向け出荷の前年同期比は試算値である。
3. 年及び前年同期比の数値は原指数による。

(2) 石油・石炭製品工業の生産は上昇、出荷は減少

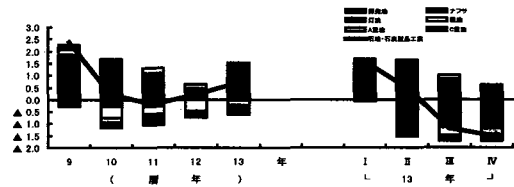
- ① 13年の石油・石炭製品工業の生産は、前年比0.6%と2年連続で上昇となった。内訳をみると、石油製品はC重油、軽油、潤滑油などが減少となったものの、揮発油、ナフサ、灯油などが増加したことから同0.5%と4年連続の上昇となった。また、石炭製品（コークス）も0.0%と2年連続で上昇した。
- ② 出荷は、前年比▲0.3%と3年ぶりに低下となった。内訳をみると、石油製品は揮発油、灯油、A重油などが増加したものの、C重油、ナフサ、軽油などが減少したことから同▲0.4%と3年ぶりに減少となった。また、石炭製品（コークス）は高炉向けが減少したことにより同▲2.1%と再び減少となった。
- ③ 在庫は、前年比▲4.7%と4年連続の低下となった。石油製品は、ジェット燃料油を除きナフサ、軽油、揮発油などすべての油種で減少したため同▲6.8%と2年連続して減少となっ

第2図 石油・石炭製品工業の指数及び主要品目別生産の伸び率寄与度推移
(平成7年=100、季節調整済)

①石油・石炭製品工業の指数推移



②主要品目別生産の伸び率寄与度



た。一方、石炭製品（コークス）は33.8%と2年連続しての増加となった。

2. 石 油

(1) 燃料油販売量2年連続前年を下回る

13年の燃料油の生産は、2億2,202万kl、前年比▲0.9%と4年連続の減少となった。輸入は3,537万kl、同▲10.5%と減少し、輸入比率（輸入/(生産+輸入)）は13.7%と、前年に比べ1.3ポイント下回った。輸出は1,483万kl、同▲1.7%の減少となった。国内販売は、ガソリン、A重油、ジェット燃料油は増加したものの、電力用C重油

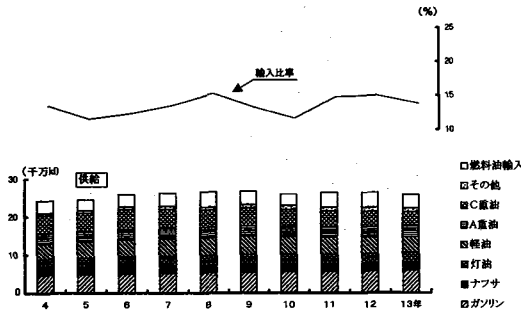
をはじめ、輸送用などが多い軽油、ナフサなどが減少したことにより、2億3,984万kl、同▲1.9%と2年連続して減少となった。在庫は、ジェット燃料油は増加したものの、ナフサ、軽油、A重油、灯油などが減少したことにより1,524万klと、前年末比▲6.0%の減少となった（第2表、第3図）。

第2表 燃料油の生産、輸入、販売、輸出、在庫

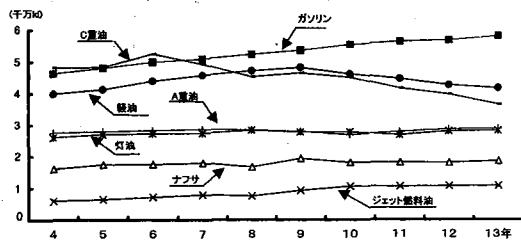
(単位：万kl)

| | 生 産 | | | 輸 入 | | | 国 内 販 売 | | | 輸 出 | | | 年 末 在 庫 | | |
|---------|--------|--------|-------|-------|-------|-------|---------|--------|-------|-------|-------|-------|---------|-------|-------|
| | 12年 | 13年 | 前年比 | 12年 | 13年 | 前年比 | 12年 | 13年 | 前年比 | 12年 | 13年 | 前年比 | 12年 | 13年 | 前年比 |
| 燃 料 油 | 22,403 | 22,202 | ▲ 0.9 | 3,953 | 3,537 | ▲10.5 | 24,445 | 23,984 | ▲ 1.9 | 1,509 | 1,483 | ▲ 1.7 | 1,622 | 1,524 | ▲ 6.0 |
| ガソリン | 5,673 | 5,799 | 2.2 | 161 | 115 | ▲28.6 | 5,820 | 5,868 | 0.8 | 25 | 47 | 88.0 | 284 | 282 | ▲ 0.7 |
| ナフサ | 1,796 | 1,846 | 2.8 | 3,107 | 2,815 | ▲ 9.4 | 4,824 | 4,655 | ▲ 3.5 | 16 | 7 | ▲56.3 | 218 | 170 | ▲22.0 |
| ジェット燃料油 | 1,062 | 1,070 | 0.8 | 6 | 11 | 83.3 | 458 | 498 | 8.7 | 635 | 597 | ▲ 6.0 | 75 | 91 | 21.3 |
| 灯 油 | 2,789 | 2,809 | 0.7 | 284 | 287 | 1.1 | 2,988 | 2,987 | ▲ 0.0 | 14 | 21 | 50.0 | 436 | 425 | ▲ 2.5 |
| 軽 油 | 4,261 | 4,163 | ▲ 2.3 | 164 | 131 | ▲20.1 | 4,227 | 4,117 | ▲ 2.6 | 215 | 219 | 1.9 | 257 | 233 | ▲ 9.3 |
| A 重油 | 2,860 | 2,868 | 0.3 | 110 | 102 | ▲ 7.3 | 2,950 | 2,963 | 0.4 | 23 | 12 | ▲47.8 | 174 | 157 | ▲ 9.8 |
| B 重油 | 2 | 2 | 0.0 | — | — | — | 3 | 3 | 0.0 | — | — | — | 0 | 0 | 0.0 |
| C 重油 | 3,961 | 3,645 | ▲ 8.0 | 120 | 76 | ▲36.7 | 3,176 | 2,893 | ▲ 8.9 | 580 | 579 | ▲ 0.2 | 177 | 166 | ▲ 6.2 |

第3図 燃料油の生産・輸入及び輸入比率の推移



第4図 燃料油の生産推移



燃料油の需給動向を油種別にみると（第4図、第2表）。

- ① ガソリンの生産は5,799万kl、前年比2.2%と15年連続増加し、13年連続して過去最高を更新した。輸入は115万kl、同▲28.6%の減少、輸出は47万kl、同88.0%の増加となった。国内販売は、保有台数（ガソリン車）の堅調な増加により、5,868万kl、同0.8%増加し、27年連続の過去最高を更新した。
- ② ナフサの生産は1,846万kl、前年比2.8%と4年ぶりに増加となった。輸入は2,815万kl、同▲9.4%の減少、輸入比率は60.4%と前年に比べ3.0ポイントの減少となった。輸出は7万kl、同▲56.3%の減少となった。国内販売は、主な需要先である石油化学工業のエチレン、BTX（純ベンゼン、純トルエン、キシレン）の減少などにより、4,655万kl、同▲3.5%と3年ぶりの減少となった。
- ③ ジェット燃料油の生産は1,070万kl、前年比0.8%の増加となった。輸入は11万klと同83.3%の増加、輸出は597万kl、同▲6.0%の減少となった。国内販売は498万kl、同8.7%と2年連続の増加となった。

- ④ 灯油の生産は、2,809万kl、前年比0.7%と2年連続の増加となった。輸入は287万kl、同1.1%の増加、輸出は21万kl、同50.0%の増加となった。国内販売は需要期の全国平均気温が前年を下回ったものの、前年の水準が高いことにより、2,987万klと同横ばいとなった。
- ⑤ 軽油の生産は4,163万kl、前年比▲2.3%と4年連続して減少となった。輸入は131万kl、同▲20.1%の減少、輸出は219万kl、同1.9%の増加となった。国内販売は軽油車の保有台数の減少傾向が一段と進んだほか、輸送の合理化が進展したことを反映し、4,117万kl、同▲2.6%と5年連続して減少となった。
- ⑥ A重油の生産は2,868万kl、前年比0.3%と3年連続して増加となった。輸入は102万kl、同▲7.3%の減少、輸出は12万kl、同▲47.8%の減少となった。国内販売は産業用（製造業）は減少したものの、気温が暖房需要期は低めに、冷房需要期には高めに推移したことにより、2,963万kl、同0.4%と3年連続して前年を上回った。
- ⑦ C重油の生産は3,645万kl、前年比▲8.0%と4年連続して減少となった。輸入は76万kl、同▲36.7%の減少、輸出も579万kl、同▲0.2%の減少となった。国内販売は電力用、産業用（製造業）が低下したことにより、2,893万kl、同▲8.9%と7年連続して減少となった。

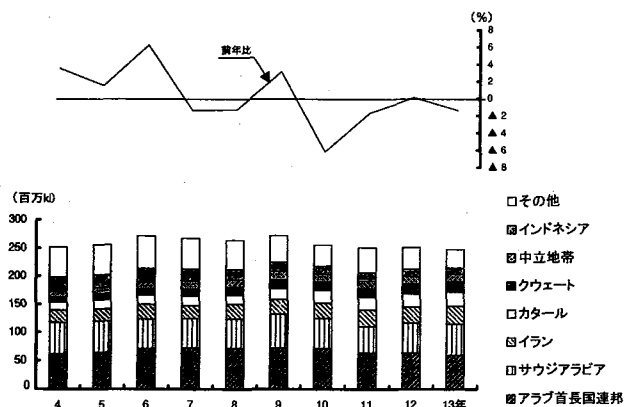
(2) 原油の輸入は減少

13年の原油輸入量は、石油製品の内需不振による減産を反映して、10年ぶりに2億5,000万klを割り2億4,709万kl（検尺ベース、）前年比▲1.4%の減少となった。国別の輸入量でみると、第1位がアラブ首長国連邦の5,947万kl（前年比▲5.7%）、2位がサウジアラビアの5,501万kl（同3.6%）、3位がイランの3,137万kl（同9.2%）、4位がカタールの2,630万kl（同12.1%）、5位がクウェートの1,801万kl（同4.8%）、以下オマーン、中立地帯、そしてインドネシアの順となった（第5図、第3表）。

POEC依存度は87.1%と、前年に比べ0.5ポイント上昇し、中東依存度は88.4%、同2.7ポイントの上昇となった（第6図）。

原油処理量は、2億3,867万kl、前年比▲1.2%の減少となった。製油所の平均稼働率は81.1%と前年に比べ2.8ポイントの上昇となった（石油連盟資料による）。13年末の原油在庫量は1,802万

第5図 主要国別原油輸入の推移

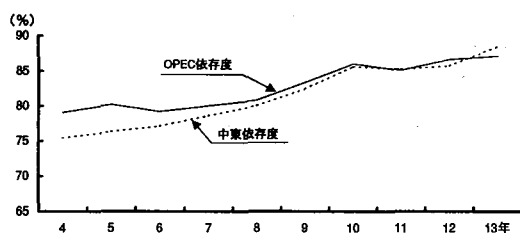


第3表 原油の国別輸入

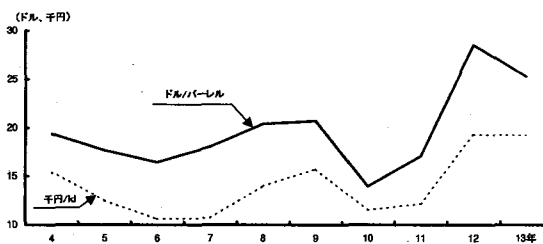
(単位：万kl)

| 区 分 | 12 年 | 構成比 | 13 年 | 構成比 | 前年比 |
|-------------|--------|-------|--------|-------|--------|
| | | | | | |
| 計 | 25,058 | 100.0 | 24,709 | 100.0 | ▲ 1.4 |
| アラブ首長国連邦 | 6,307 | 25.2 | 5,947 | 24.1 | ▲ 5.7 |
| サウジアラビア | 5,310 | 21.2 | 5,501 | 22.3 | ▲ 3.6 |
| イ ラ ン | 2,872 | 11.5 | 3,137 | 12.7 | ▲ 9.2 |
| カ タ ール | 2,346 | 9.4 | 2,630 | 10.6 | ▲ 12.1 |
| ク ウ ェ ート | 1,718 | 6.9 | 1,801 | 7.3 | ▲ 4.8 |
| オ マ ーン | 1,128 | 4.5 | 1,453 | 5.9 | ▲ 28.8 |
| 中 立 地 帯 | 1,363 | 5.4 | 1,322 | 5.4 | ▲ 3.0 |
| イ ン ド ネ シ ア | 1,288 | 5.1 | 1,071 | 4.3 | ▲ 16.8 |
| 中 国 | 601 | 2.4 | 418 | 1.7 | ▲ 30.4 |
| オーストラリア | 365 | 1.5 | 274 | 1.1 | ▲ 24.9 |
| ベ ト ナ ム | 278 | 1.1 | 253 | 1.0 | ▲ 9.0 |
| そ の 他 | 1,482 | 5.9 | 902 | 3.7 | ▲ 39.1 |

第6図 OPEC及び中東依存度の推移



第7図 原油輸入価格の推移



kl、前年末比7.8%の増加となった。

なお、13年末の備蓄量（製品換算）は民間備蓄が78日分（4,241万kl）、国家備蓄が88日分（4,764万kl）合計166日分となっている。

原油の輸入価格[CIF（ドル/バーレル）]は、年平均25.27ドル/バーレル、前年比▲3.25ドル/バーレルの値下がりとなった。

これを四半期別に見ると、1～3月の平均価格

は25.60ドル、4～6月期は4月以降OPECの減産を反映し、26.53ドルと高値、7～9月期は26.54ドルと横ばい10～12月期は一転して22.53ドルと、前年同期より9.49ドルもの大幅な安値となった。また、円建て価格（円/kl）も年平均価格19,197円と前年より88円の値下げとなった。

なお、為替レートは年平均120.90円、前年より13.55円もの円安であった。

3. 石 炭

(1) 生産は増加

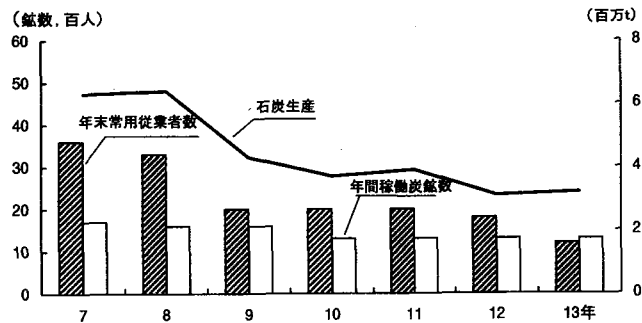
13年の石炭の生産は321万t、前年比2.6%と増加した。これは採炭環境の良化等によるものである。生産規模別で見ると、年間の生産が100万t以上の炭鉱が全生産の78.8%を占めた。なお、年間の稼働炭鉱数は13炭鉱であった。

また、13年末常用従業者は1,159人と前年より688人減少した（第8図、第4表、第5表）。

(2) 輸入炭入着は3年連続の増加

輸入炭の入着量は1億5,173万t、前年比4.6%と3年連続の増加となった。国別にみると入着量の第1位はオーストラリアで8,791万t、同0.8%と15年連続の増加、第2位の中国が2,670万t、同61.8%と12年連続の増加、第3位のインドネシアが1,578万t、同9.4%と15年連続の増加となり、第4位のカナダは1,067万t、同▲20.4%と6年連続の減少となった。上位4か国で占める割合は

第8図 石炭生産・炭鉱数・従業者の推移



注：常用従業者数には職員を含む

第4表 石炭生産及び稼働炭鉱数

(単位：千t)

| 年 | 生 産 | | 稼 働 炭 鉱 数 |
|------|-------------------|------------|--------------|
| | 一 般 炭 (無煙炭を含む) | 前年比 (%) | |
| 平成7年 | 6,263 | ▲9.7 | 17 |
| 8 | 6,480 | 3.5 | 16 |
| 9 | 4,274 | ▲34.0 | 16 |
| 10 | 3,663 | ▲14.3 | 13 |
| 11 | 3,906 | 6.6 | 13 |
| 12 | 3,126 | ▲20.0 | 13 |
| 13 | 3,208 | 2.6 | 13 |

第5表 常用従業者数の推移

(単位：人)

| 年 | 年 末 常用従業者 | |
|------|--------------|---------|
| | 数 | 前年比 (%) |
| 平成7年 | 3,554 | ▲16.0 |
| 8 | 3,297 | ▲7.2 |
| 9 | 1,528 | ▲30.6 |
| 10 | 1,995 | ▲1.0 |
| 11 | 2,005 | 0.5 |
| 12 | 1,847 | ▲7.9 |
| 13 | 1,159 | ▲37.2 |

93.0%と前年より2.3ポイント上昇した。

炭種別にみると、原料炭は6,060万t、同▲6.5%の増加、一般炭(無煙炭を含む。以下同じ)は9,113万t、同13.6%の増加となり、4年連続で一般炭の入着量が原料炭の入着量を上回った(第9図、第6表)。

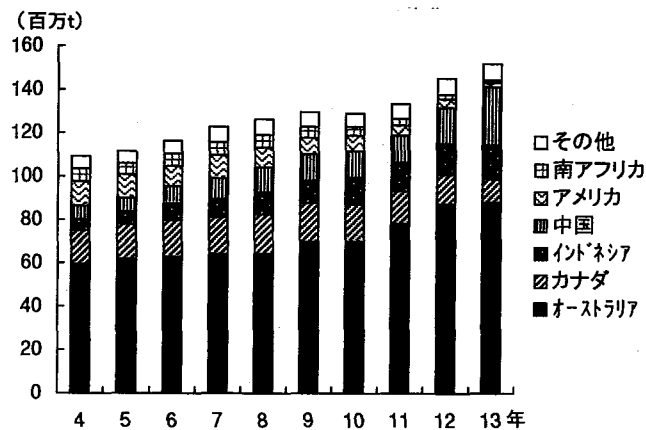
(3) 供給、総販売とも増加

13年の供給(年初在庫+生産+輸入)は1億5,612万t、前年比4.8%の増加、総販売(国内炭+輸入炭)は1億5,457万t、同4.2%とともに増加となった。総販売を産業別にみると、電気業が6,186万t、同8.9%、窯業・土石製品製造業が1,296万t、同37.8%、その他が276万t、同51.2%といずれも増加となった。一方、高炉による製鉄業が

6,221万t、同▲2.9%、化学工業が575万t、同▲1.2%、コークス製造業が412万t、同▲23.7%、パルプ・紙・紙加工品製造業が491万t、同▲0.8%といずれも減少となった。総販売のうち国内炭は287万t、同▲11.4%の減少となった。また、総販売に占める国内炭の割合は1.9%と前年より0.3ポイントの低下となった。なお、国内炭総販売のうち99.4%が電気業向けである(第10図、第7表)。

13年末の総在庫(国内炭+輸入炭)は146万t、前年末比23.7%の増加となった。このうち輸入炭の在庫は126万t、同8.6%の増加、国内炭の在庫も20万t、同1000%の増加となった。

第9図 輸入炭入着の推移

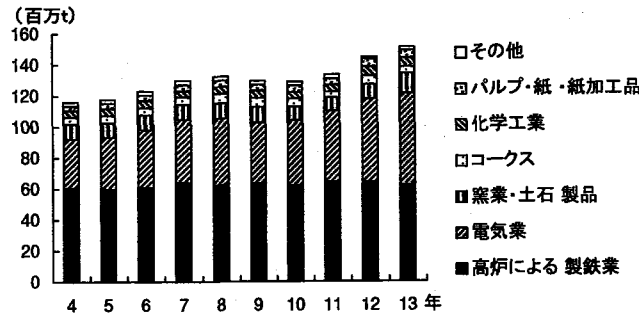


第6表 輸入炭の炭種別・国別入着量の推移

(単位：千t)

| 区 分 | | 12 年 | 13 年 | 前年比 (%) |
|-----|-------------|---------|---------|---------|
| 計 | | 145,050 | 151,734 | 4.6 |
| 炭種別 | 原料炭 | 64,815 | 60,603 | ▲6.5 |
| | 一般炭(無煙炭を含む) | 80,235 | 91,131 | 13.6 |
| 国別 | オーストラリア | 87,186 | 87,909 | 0.8 |
| | 中国 | 16,500 | 26,698 | 61.8 |
| | インドネシア | 14,415 | 15,777 | 9.4 |
| | カナダ | 13,409 | 10,671 | ▲20.4 |
| | アメリカ | 4,086 | 1,888 | ▲53.8 |
| | 南アフリカ | 1,934 | 1,233 | ▲36.2 |
| | その他の国 | 7,520 | 7,558 | 0.5 |

第10図 石炭の産業別販売の推移



第7表 石炭総販売（輸入炭を含む）

(単位：千t)

| 区分 | 12 年 | | | 13 年 | | | | | |
|-----|-----------------|--------|---------|---------|---------|-------|---------|---------|---------|
| | 総販売 | 国内炭 | 輸入炭 | 総販売 | 前年比 (%) | 国内炭 | 前年比 (%) | 輸入炭 | 前年比 (%) |
| 計 | 148,282 | 3,241 | 145,041 | 154,570 | 4.2 | 2,871 | ▲11.4 | 151,699 | 4.6 |
| 炭種別 | 原料炭 | — | 64,815 | 60,603 | ▲6.5 | — | — | 60,603 | ▲6.5 |
| | 一般炭 (無煙炭を含む) | 83,467 | 3,241 | 80,226 | 93,967 | 12.6 | 2,871 | ▲11.4 | 91,096 |
| 産業別 | 高炉による製鉄業 | — | 64,065 | 62,211 | ▲2.9 | — | — | 62,211 | ▲2.9 |
| | 化学工業 | — | 5,822 | 5,753 | ▲1.2 | — | — | 5,753 | ▲1.2 |
| | パルプ・紙・紙加工品製造業 | — | 4,949 | 4,910 | ▲0.8 | — | — | 4,910 | ▲0.8 |
| | コークス製造業 | — | 5,396 | 4,118 | ▲23.7 | — | — | 4,118 | ▲23.7 |
| | 窯業・土石製品製造業 | — | 9,408 | 12,961 | 37.8 | — | — | 12,961 | 37.8 |
| | 電気業 | 3,228 | 53,591 | 61,861 | 8.9 | 2,855 | ▲11.6 | 59,006 | 10.1 |
| | その他 | 13 | 1,810 | 2,757 | 51.2 | 16 | 23.1 | 2,741 | 51.4 |

4. コークス

(1) 生産は横バイ

13年のコークスの生産は、3,840万t、前年比0.0%の横バイとなった(第8表)。これは、銑鉄の生産が前年を下回ったことや、製鉄業以外でも1,153万t、同▲2.6%と減少したためである。なお、高炉における銑鉄1t当たりのコークス消費量はほぼ前年並みの385kgであった。

年平均月産能力は383万tの▲0.3ポイントの低下であった。

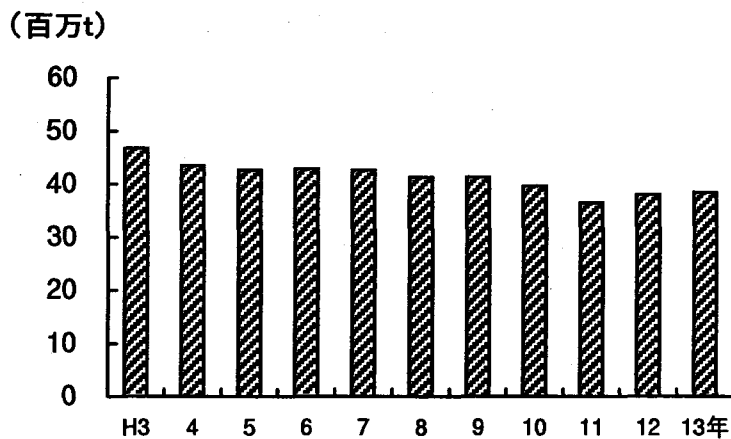
(2) 需要は減少

需要は5,284万t、同▲1.7%と減少した。需要の半分以上を占める生産工場消費(主に製鉄業)は2,606万t、同▲1.4%の減少となった。また、

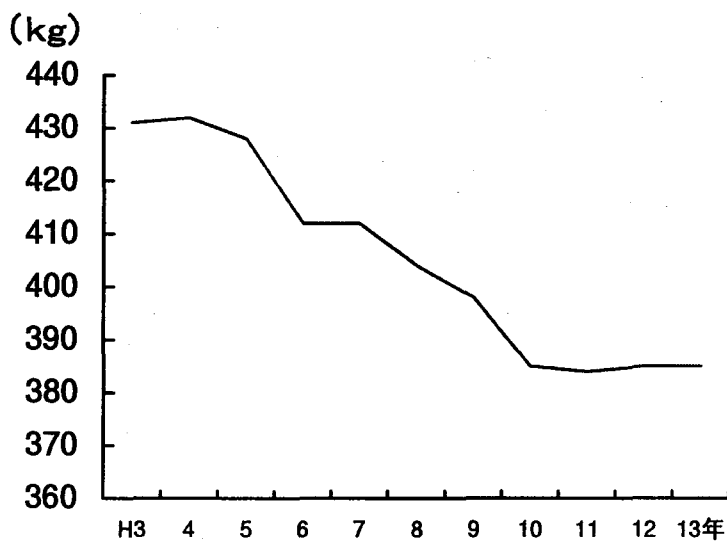
国内向け販売は1,154万t、同0.3%の増加となった。内訳をみると、高炉向けが、846万t、同▲1.9%、窯業・土石製品製造業が、19万t、同▲18.0%、銑鉄鑄物が、14万t、同▲17.3%、フェロアロイが、21万t、同▲16.9%、輸出が、185万t、同▲14.9%といずれも減少となった。一方、非鉄金属が、9万t、同5.7%と増加となった。

年末在庫は179万t、前年末比33.8%の増加となった(第13図、第8表)。

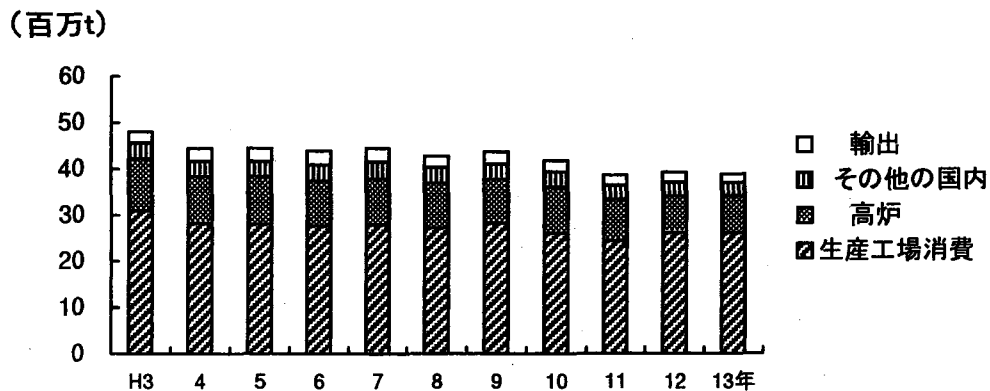
第11図 石炭コークスの生産推移



第12図 石炭コークスの消費原単位 (鉄鉄1t当たり)



第13図 コークスの需要推移



第8表 コークス生産・需要・在庫

(単位：千t)

| 区 分 | | 12 年 | 13 年 | 前年比 (%) |
|-----------------|---------------|--------|--------|---------|
| 生 産 | | 38,396 | 38,402 | — |
| | 製 鉄 業 以 外 | 26,549 | 26,868 | ▲ 1.2 |
| | 製 鉄 業 | 11,846 | 11,533 | ▲ 2.6 |
| 需 要 合 計 | | 53,782 | 52,843 | ▲ 1.7 |
| | 生 産 工 場 消 費 | 26,418 | 26,055 | ▲ 1.4 |
| | 販 売 | 13,682 | 13,394 | ▲ 2.1 |
| | 国 内 向 け | 11,504 | 11,541 | 0.3 |
| | 高 炉 | 8,624 | 8,460 | ▲ 1.9 |
| | 化 学 工 業 | 53 | 55 | 3.8 |
| | 窯 業 ・ 土 石 製 品 | 228 | 187 | ▲ 18.0 |
| | フ ェ ロ ア ロ イ | 255 | 212 | ▲ 16.9 |
| | 銑 鉄 鑄 物 | 173 | 143 | ▲ 17.3 |
| | 非 鉄 金 属 | 88 | 93 | 5.7 |
| | そ の 他 | 2,083 | 2,391 | 14.8 |
| | 輸 出 | 2,178 | 1,853 | ▲ 14.9 |
| | 年 末 在 庫 | 1,337 | 1,789 | 33.8 |
| 平 均 月 産 能 力 | 3,841 | 3,830 | ▲ 0.3 | |
| 年 平 均 稼 働 率 (%) | 83.3 | 82.4 | * 0.9 | |

注：*印はポイント差である

統計表

鉱工業指数 / Indices of Industrial Production

1. 原指数 / Non-adjusted Indices

(1) 生産指数 / Indices of Industrial Production

| 年月 | 鉱工業 Mining and manufacturing | 石油・石炭製品工業 | | | 鉱業 Mining | 石炭鉱業 Coal | 金属鉱業 Metallic minerals | 非金属鉱業 Non-metallic minerals | 原油・天然ガス鉱業 Crude petroleum and natural gas | Year, Quarter & Month |
|---------|---------------------------------|-----------------------------|--------------------|---------------|--------------|--------------|---------------------------|--------------------------------|--|-----------------------|
| | | Petroleum and coal products | Petroleum products | Coal products | | | | | | |
| ウェイト | 10000.0 | 127.2 | 117.2 | 10.0 | 24.2 | 5.8 | 0.7 | 11.4 | 6.3 | Weight |
| 平成9年 | 107.1 | 102.3 | 102.5 | 95.0 | 97.2 | 81.9 | 87.5 | 101.4 | 101.7 | C.Y. 1997 |
| 10 | r 99.8 | 101.8 | 102.1 | 89.4 | 87.0 | 59.4 | 90.6 | 93.0 | 96.8 | C.Y. 1998 |
| 11 | r 99.2 | 102.8 | 104.0 | 89.0 | 86.1 | 62.4 | 102.4 | 89.1 | 100.9 | C.Y. 1999 |
| 12 | r 105.0 | 103.3 | 104.2 | 93.7 | 85.8 | 49.9 | 91.4 | 91.4 | 107.9 | C.Y. 2000 |
| 13 | 96.8 | 103.9 | 104.7 | 93.7 | 85.6 | 51.2 | 85.1 | 89.1 | 110.8 | C.Y. 2001 |
| 平成11年度 | r 100.7 | 103.0 | 104.1 | 90.4 | 85.7 | 58.9 | 100.8 | 89.4 | 102.1 | F.Y. 1999 |
| 12 | 104.7 | 103.8 | 104.6 | 94.0 | 85.6 | 47.5 | 95.3 | 90.8 | 110.0 | F.Y. 2000 |
| 平成13年1月 | 95.0 | 109.8 | 111.0 | 95.9 | 88.9 | 49.6 | 94.2 | 77.2 | 145.7 | Jan. 2001 |
| 2 | 101.5 | 102.8 | 104.2 | 86.5 | 84.5 | 33.2 | 79.9 | 88.3 | 125.3 | Feb. |
| 3 | 114.3 | 109.1 | 110.3 | 95.2 | 94.3 | 52.3 | 110.0 | 98.6 | 123.6 | Mar. |
| 4 | 97.1 | 100.4 | 101.0 | 92.2 | 81.6 | 40.2 | 110.1 | 89.0 | 103.1 | Apr. |
| 5 | 93.7 | 98.0 | 98.1 | 96.4 | 78.9 | 44.1 | 69.7 | 83.8 | 103.0 | May |
| 6 | 98.2 | 94.6 | 94.7 | 92.6 | 80.1 | 48.5 | 48.9 | 88.9 | 96.8 | Jun. |
| 7 | 97.3 | 104.4 | 105.1 | 96.1 | 83.8 | 41.0 | 94.8 | 90.6 | 109.8 | Jul. |
| 8 | 88.9 | 111.1 | 112.4 | 96.0 | 81.9 | 61.1 | 62.3 | 83.3 | 100.7 | Aug. |
| 9 | 96.4 | 98.8 | 99.3 | 92.7 | 87.2 | 78.8 | 101.2 | 84.7 | 98.0 | Sep. |
| 10 | 95.5 | 101.6 | 102.1 | 95.4 | 83.8 | 49.4 | 85.3 | 94.2 | 96.3 | Oct. |
| 11 | 93.6 | 104.2 | 105.3 | 91.6 | 89.2 | 61.9 | 84.5 | 95.5 | 103.4 | Nov. |
| 12 | 90.6 | 111.8 | 113.3 | 94.2 | 92.7 | 54.6 | 80.0 | 95.5 | 124.3 | Dec. |

2. 季節調整済指数 / Seasonally Adjusted Indices

(1) 生産指数 / Indices of Industrial Production

| | | | | | | | | | | |
|---------|-------|-------|-------|------|------|------|-------|------|-------|-----------|
| 平成13年I期 | 102.8 | 104.5 | 105.4 | 94.6 | 84.8 | 42.8 | 103.6 | 89.3 | 113.6 | Q1 2001 |
| II | 98.9 | 105.6 | 106.3 | 94.7 | 86.8 | 50.0 | 78.2 | 91.0 | 112.7 | Q2 |
| III | 94.6 | 103.4 | 104.3 | 93.5 | 86.7 | 54.8 | 79.2 | 89.5 | 111.1 | Q3 |
| IV | 91.4 | 102.6 | 103.5 | 92.4 | 84.4 | 57.8 | 81.0 | 87.1 | 106.0 | Q4 |
| 平成13年1月 | 102.6 | 104.4 | 105.3 | 94.3 | 86.6 | 45.2 | 105.1 | 88.4 | 120.0 | Jan. 2001 |
| 2 | 104.1 | 104.7 | 105.6 | 94.5 | 82.0 | 35.4 | 81.1 | 90.3 | 110.3 | Feb. |
| 3 | 101.7 | 104.5 | 105.4 | 94.9 | 85.8 | 47.7 | 124.5 | 89.3 | 110.5 | Mar. |
| 4 | 100.2 | 102.3 | 102.4 | 94.9 | 86.9 | 46.2 | 104.0 | 91.5 | 113.5 | Apr. |
| 5 | 98.8 | 104.7 | 105.6 | 95.0 | 86.3 | 49.7 | 75.3 | 90.5 | 113.7 | May |
| 6 | 97.8 | 109.7 | 111.0 | 94.3 | 87.2 | 54.0 | 55.4 | 91.1 | 110.9 | Jun. |
| 7 | 95.6 | 103.7 | 104.5 | 93.9 | 83.3 | 34.7 | 76.4 | 92.1 | 114.2 | Jul. |
| 8 | 95.2 | 103.4 | 104.4 | 93.6 | 86.5 | 59.1 | 69.6 | 89.2 | 108.2 | Aug. |
| 9 | 93.0 | 103.1 | 103.9 | 92.9 | 90.2 | 70.7 | 91.6 | 87.3 | 110.9 | Sep. |
| 10 | 92.7 | 102.3 | 103.1 | 92.9 | 83.2 | 51.7 | 85.4 | 86.4 | 106.4 | Oct. |
| 11 | 90.4 | 103.0 | 104.0 | 92.2 | 85.2 | 59.3 | 76.1 | 87.8 | 106.1 | Nov. |
| 12 | 91.1 | 102.4 | 103.3 | 92.1 | 84.9 | 62.4 | 81.4 | 87.0 | 105.4 | Dec. |

・ 鉱 工 業 指 数 /

1. 原 指 数 /

(2) 出荷指数 / Indices of Producer's Shipments

| 年 月 | 鉱工業 Mining and manufacturing | 石油・石炭製品工業 | | | 鉱 業 Mining | 石炭鉱業 Coal | 金属鉱業 Metallic minerals | 非金属鉱業 Non-metallic minerals | 原油・天然ガス鉱業 Crude petroleum and natural gas | Year, Quarter & Month |
|---------|---------------------------------|-----------------------------|--------------------|---------------|---------------|--------------|---------------------------|--------------------------------|--|-----------------------|
| | | Petroleum and coal products | Petroleum products | Coal products | | | | | | |
| ウェイト | 10000.0 | 273.4 | 266.7 | 6.7 | 14.4 | 2.9 | 0.4 | 7.9 | 3.2 | Weight |
| 平成9年 | r 107.1 | 102.3 | 102.5 | 95.0 | 97.2 | 81.9 | 87.5 | 101.4 | 101.7 | C.Y. 1997 |
| 10 | r 99.8 | 101.8 | 102.1 | 89.4 | 87.0 | 59.4 | 90.6 | 93.0 | 96.8 | C.Y. 1998 |
| 11 | r 101.0 | 103.5 | 103.9 | 85.5 | 86.7 | 60.2 | 98.0 | 91.2 | 98.2 | C.Y. 1999 |
| 12 | r 107.1 | 103.6 | 104.1 | 86.5 | 87.1 | 50.6 | 92.6 | 93.1 | 104.8 | C.Y. 2000 |
| 13 | 99.1 | 103.3 | 103.7 | 84.7 | 85.4 | 44.8 | 84.3 | 91.0 | 108.7 | C.Y. 2001 |
| 平成11年度 | r 102.6 | 103.9 | 104.4 | 85.5 | 86.5 | 57.4 | 96.8 | 91.5 | 99.1 | F.Y. 1999 |
| 12 | 106.9 | 103.6 | 104.0 | 86.6 | 86.5 | 46.2 | 93.3 | 92.5 | 107.3 | F.Y. 2000 |
| 平成13年1月 | 95.1 | 107.8 | 108.5 | 82.2 | 85.6 | 42.3 | 87.9 | 79.6 | 139.2 | Jan. 2001 |
| 2 | 103.3 | 104.8 | 105.3 | 83.5 | 87.1 | 31.8 | 83.4 | 91.8 | 125.9 | Feb. |
| 3 | 122.2 | 109.1 | 109.5 | 92.4 | 92.3 | 38.4 | 87.8 | 100.8 | 120.9 | Mar. |
| 4 | 96.7 | 96.3 | 96.9 | 74.1 | 80.0 | 30.0 | 94.6 | 89.6 | 99.9 | Apr. |
| 5 | 93.4 | 97.6 | 97.9 | 85.8 | 78.8 | 40.4 | 81.0 | 84.8 | 98.4 | May |
| 6 | 99.8 | 95.2 | 95.4 | 86.7 | 83.5 | 53.0 | 76.9 | 90.8 | 93.8 | Jun. |
| 7 | 99.6 | 104.8 | 105.3 | 86.2 | 84.8 | 40.8 | 82.3 | 92.5 | 105.8 | Jul. |
| 8 | 90.7 | 106.6 | 107.0 | 89.9 | 80.6 | 51.9 | 84.0 | 83.5 | 99.3 | Aug. |
| 9 | 102.1 | 96.8 | 96.9 | 93.1 | 83.2 | 55.4 | 86.6 | 86.9 | 98.9 | Sep. |
| 10 | 95.7 | 98.6 | 99.0 | 83.3 | 87.7 | 58.8 | 72.1 | 95.0 | 97.7 | Oct. |
| 11 | 95.8 | 102.9 | 103.4 | 82.8 | 88.0 | 45.9 | 96.3 | 97.6 | 101.5 | Nov. |
| 12 | 94.5 | 118.8 | 119.8 | 76.0 | 93.6 | 48.7 | 78.2 | 98.7 | 123.5 | Dec. |

2. 季節調整済指数 /

(2) 出荷指数 / Indices of Producer's Shipments

| | | | | | | | | | | |
|---------|-------|-------|-------|------|------|------|------|------|-------|-----------|
| 平成13年I期 | 104.8 | 103.9 | 104.3 | 87.3 | 85.1 | 35.5 | 92.2 | 91.3 | 110.1 | Q1 2001 |
| II | 100.9 | 103.9 | 104.4 | 83.6 | 88.5 | 57.3 | 87.2 | 92.8 | 110.0 | Q2 |
| III | 97.2 | 103.0 | 103.4 | 88.4 | 84.9 | 44.1 | 81.2 | 91.2 | 109.5 | Q3 |
| IV | 93.8 | 102.6 | 103.1 | 79.7 | 83.7 | 45.9 | 77.9 | 89.2 | 105.6 | Q4 |
| 平成13年1月 | 104.7 | 104.4 | 105.0 | 85.0 | 86.0 | 38.9 | 94.4 | 91.6 | 111.9 | Jan. 2001 |
| 2 | 106.1 | 104.2 | 104.6 | 87.5 | 84.9 | 28.0 | 83.2 | 92.8 | 111.1 | Feb. |
| 3 | 103.5 | 103.0 | 103.4 | 89.5 | 84.5 | 39.6 | 99.1 | 89.5 | 107.2 | Mar. |
| 4 | 101.6 | 103.0 | 103.8 | 74.3 | 87.6 | 43.5 | 97.2 | 93.5 | 111.1 | Apr. |
| 5 | 101.0 | 103.5 | 103.9 | 88.6 | 88.4 | 58.1 | 85.8 | 92.5 | 109.6 | May |
| 6 | 100.1 | 105.2 | 105.6 | 87.8 | 89.6 | 70.3 | 78.6 | 92.4 | 109.3 | Jun. |
| 7 | 98.1 | 104.6 | 105.2 | 85.6 | 86.6 | 43.0 | 75.7 | 94.3 | 111.4 | Jul. |
| 8 | 97.9 | 101.6 | 101.9 | 87.9 | 83.7 | 43.4 | 79.8 | 90.3 | 107.4 | Aug. |
| 9 | 95.6 | 102.8 | 103.1 | 91.8 | 84.5 | 46.0 | 88.2 | 88.9 | 109.7 | Sep. |
| 10 | 94.8 | 101.4 | 101.8 | 82.0 | 84.0 | 51.1 | 72.3 | 88.1 | 105.3 | Oct. |
| 11 | 93.1 | 102.8 | 103.2 | 82.8 | 83.1 | 40.5 | 84.2 | 90.2 | 104.9 | Nov. |
| 12 | 93.6 | 103.6 | 104.3 | 74.3 | 84.0 | 46.2 | 77.2 | 89.2 | 106.6 | Dec. |

Indices of Industrial Production

Non-adjusted Indices

(3) 在庫指数/Indices of Producer's Inventory of Finished Goods

| 年月 | 鉱工業 Mining and manufacturing | 石油・石炭製品工業 | | | 鉱業 Mining | 石炭鉱業 Coal | 金属鉱業 Metallic minerals | 非金属鉱業 Non-metallic minerals | 原油・天然ガス鉱業 Crude petroleum and natural gas | Year, Quarter & Month |
|---------|---------------------------------|-----------------------------|--------------------|--------------|--------------|--------------|---------------------------|--------------------------------|--|-----------------------|
| | | Petroleum and coal products | Petroleum products | Coa products | | | | | | |
| ウェイト | 10000.0 | 403.5 | 383.8 | 19.7 | 34.7 | 21.9 | 0.5 | 12.0 | 0.3 | Weight |
| 平成9年末 | 106.6 | 102.2 | 102.5 | 97.3 | 58.7 | 34.4 | 103.5 | 99.9 | 112.3 | C.Y. 1997 |
| 10 | r 98.8 | 96.9 | 96.0 | 114.8 | 47.0 | 16.5 | 127.9 | 97.9 | 102.0 | C.Y. 1998 |
| 11 | r 92.2 | 96.1 | 96.5 | 86.5 | 42.6 | 8.7 | 184.3 | 93.4 | 252.7 | C.Y. 1999 |
| 12 | r 94.2 | 95.9 | 96.0 | 95.3 | 37.3 | 2.8 | 99.0 | 93.1 | 225.6 | C.Y. 2000 |
| 13 | 92.2 | 91.4 | 89.5 | 127.5 | 50.2 | 26.9 | 69.9 | 87.8 | 213.5 | C.Y. 2001 |
| 平成11年度末 | r 91.4 | 87.7 | 87.5 | 92.2 | 41.7 | 8.6 | 144.8 | 91.1 | 309.4 | F.Y. 1999 |
| 12 | 94.1 | 94.2 | 94.0 | 96.9 | 36.7 | 3.7 | 140.3 | 88.5 | 196.8 | F.Y. 2000 |
| 平成13年1月 | 99.0 | 97.7 | 97.4 | 102.4 | 37.5 | 3.2 | 108.3 | 91.9 | 250.1 | Jan. 2001 |
| 2 | 100.5 | 93.6 | 93.3 | 99.2 | 36.2 | 3.3 | 96.4 | 89.3 | 209.8 | Feb. |
| 3 | 94.1 | 94.2 | 94.0 | 96.9 | 36.7 | 3.7 | 140.3 | 88.5 | 196.8 | Mar. |
| 4 | 97.4 | 98.0 | 97.6 | 104.5 | 40.5 | 9.1 | 169.3 | 89.5 | 159.2 | Apr. |
| 5 | 100.6 | 96.8 | 96.3 | 105.9 | 41.6 | 10.5 | 140.8 | 90.9 | 177.0 | May |
| 6 | 101.2 | 94.3 | 93.7 | 106.0 | 38.0 | 6.6 | 76.0 | 89.8 | 198.8 | Jun. |
| 7 | 100.8 | 92.6 | 91.8 | 106.7 | 37.5 | 5.2 | 99.2 | 89.0 | 227.3 | Jul. |
| 8 | 100.2 | 100.0 | 99.7 | 105.9 | 38.9 | 7.6 | 48.0 | 91.0 | 222.7 | Aug. |
| 9 | 94.2 | 101.6 | 101.6 | 100.6 | 39.8 | 9.5 | 75.3 | 89.6 | 203.2 | Sep. |
| 10 | 96.0 | 103.7 | 103.4 | 109.5 | 44.6 | 16.4 | 100.5 | 90.6 | 170.5 | Oct. |
| 11 | 95.8 | 103.3 | 102.6 | 116.5 | 51.6 | 28.3 | 70.0 | 90.2 | 182.5 | Nov. |
| 12 | 92.2 | 91.4 | 89.5 | 127.5 | 50.2 | 26.9 | 69.9 | 87.8 | 213.5 | Dec. |

Seasonally Adjusted Indices

(3) 在庫指数/Indices of Producer's Inventory of Finished Goods

| | | | | | | | | | | |
|----------|-------|------|------|-------|------|------|-------|------|-------|-----------|
| 平成13年I期末 | 97.8 | 99.8 | 99.6 | 98.1 | 39.6 | 5.5 | 139.1 | 91.0 | 182.6 | Q1 2001 |
| II | 99.5 | 98.9 | 98.5 | 106.4 | 36.2 | 5.0 | 82.1 | 89.6 | 214.1 | Q2 |
| III | 97.5 | 96.4 | 96.2 | 98.4 | 40.0 | 10.5 | 71.8 | 89.3 | 225.4 | Q3 |
| IV | 94.3 | 93.8 | 92.0 | 130.8 | 53.1 | 34.0 | 75.0 | 87.7 | 191.5 | Q4 |
| 平成13年1月 | 96.6 | 97.9 | 97.7 | 99.0 | 38.1 | 4.2 | 111.0 | 92.0 | 218.5 | Jan. 2001 |
| 2 | 97.2 | 98.2 | 97.8 | 99.7 | 37.6 | 4.2 | 91.2 | 90.6 | 174.3 | Feb. |
| 3 | 97.8 | 99.8 | 99.6 | 98.1 | 39.6 | 5.5 | 139.1 | 91.0 | 182.6 | Mar. |
| 4 | 99.3 | 98.1 | 97.6 | 107.5 | 40.9 | 9.9 | 158.3 | 90.6 | 155.4 | Apr. |
| 5 | 100.2 | 97.3 | 96.8 | 105.5 | 39.7 | 9.0 | 128.9 | 90.6 | 188.4 | May |
| 6 | 99.5 | 98.9 | 98.5 | 106.4 | 36.2 | 5.0 | 82.1 | 89.6 | 214.1 | Jun. |
| 7 | 98.8 | 95.8 | 95.3 | 106.0 | 34.5 | 3.8 | 87.1 | 88.8 | 253.7 | Jul. |
| 8 | 98.8 | 97.3 | 97.1 | 102.8 | 36.6 | 5.2 | 59.2 | 89.5 | 244.6 | Aug. |
| 9 | 97.5 | 96.4 | 96.2 | 98.4 | 40.0 | 10.5 | 71.8 | 89.3 | 225.4 | Sep. |
| 10 | 96.6 | 97.5 | 96.9 | 111.0 | 45.2 | 18.4 | 108.7 | 89.3 | 200.1 | Oct. |
| 11 | 95.3 | 96.6 | 95.6 | 117.8 | 53.6 | 29.8 | 68.1 | 89.2 | 180.8 | Nov. |
| 12 | 94.3 | 93.8 | 92.0 | 130.8 | 53.1 | 34.0 | 75.0 | 87.7 | 191.5 | Dec. |

石油

1. 石油需給推移

| 区分 | 単位 Unit | 平成4 C. Y. 1992 | 5 C. Y. 1993 | 6 C. Y. 1994 | 7 C. Y. 1995 | 8 C. Y. 1996 | 9 C. Y. 1997 | 10 C. Y. 1998 | 11 C. Y. 1999 | 12 C. Y. 2000 | 13 C. Y. 2001 | Category |
|----------|--------------------------------|-------------------|-----------------|-----------------|-----------------|-----------------|-----------------|------------------|------------------|------------------|------------------|---|
| 天然ガス | | | | | | | | | | | | Natural Gas |
| 生産 | 10 ⁶ m ³ | 2,159 | 2,204 | 2,274 | 2,209 | 2,230 | 2,279 | 2,301 | 2,280 | 2,453 | 2,521 | Production |
| 消費 | 〃 | 34 | 33 | 31 | 35 | 39 | 42 | 41 | 41 | 45 | 47 | Consumption |
| 出荷 | 〃 | 2,261 | 2,274 | 2,303 | 2,279 | 2,286 | 2,325 | 2,332 | 2,323 | 2,461 | 2,555 | Shipment |
| 年末在庫 | 〃 | 144 | 144 | 144 | 144 | 148 | 149 | 149 | 151 | 148 | 150 | Year-end Inventory |
| 原油 | | | | | | | | | | | | Crude Oil |
| 生産 | 10 ³ kl | 1,002 | 911 | 870 | 861 | 837 | 842 | 792 | 730 | 740 | 760 | Production |
| 輸入 | 〃 | 251,234 | 255,096 | 270,848 | 266,921 | 263,445 | 271,701 | 254,828 | 250,426 | 250,578 | 247,089 | Import |
| 消費(原油処理) | 〃 | 227,212 | 232,227 | 242,940 | 242,906 | 243,706 | 251,381 | 244,955 | 241,277 | 241,541 | 238,668 | Crude Oil Processing Total |
| 出荷 | 〃 | 25,862 | 20,154 | 24,710 | 20,689 | 20,360 | 17,045 | 12,937 | 12,494 | 10,588 | 7,164 | Shipment |
| 年末在庫 | 〃 | 20,701 | 20,857 | 21,679 | 21,789 | 21,207 | 23,066 | 20,420 | 17,589 | 16,760 | 18,063 | Year-end Inventory |
| 精製業者 | 〃 | 17,116 | 16,908 | 18,421 | 18,779 | 18,554 | 19,548 | 17,456 | 15,162 | 14,642 | 15,929 | Refiners |
| 基地・油槽所 | 〃 | 3,441 | 3,822 | 3,095 | 2,864 | 2,510 | 3,420 | 2,854 | 2,307 | 2,020 | 2,068 | Oil Stocking bases and Oil Terminals |
| その他 | 〃 | 144 | 127 | 163 | 146 | 143 | 98 | 110 | 120 | 98 | 66 | Other |
| 燃料油計 | | | | | | | | | | | | Petroleum Products Total |
| 生産 | 10 ³ kl | 209,957 | 216,283 | 226,485 | 227,398 | 225,342 | 232,061 | 229,383 | 225,255 | 224,034 | 222,018 | Production |
| 輸入 | 〃 | 32,872 | 28,451 | 31,903 | 35,574 | 40,520 | 35,584 | 30,464 | 39,163 | 39,527 | 35,366 | Import |
| 消費者向総販売 | 〃 | 227,709 | 225,501 | 237,416 | 242,870 | 246,812 | 245,265 | 238,905 | 244,838 | 244,450 | 239,835 | Total Sales to Consumers |
| 輸出 | 〃 | 12,688 | 15,441 | 17,114 | 18,762 | 13,682 | 18,663 | 18,737 | 16,501 | 15,089 | 14,825 | Export |
| 年末在庫 | 〃 | 15,921 | 16,136 | 16,711 | 14,780 | 16,951 | 17,312 | 16,120 | 16,106 | 16,222 | 15,238 | Year-end Inventory |
| 揮発油 | | | | | | | | | | | | Gasolin |
| 生産 | 10 ³ kl | 46,264 | 47,991 | 49,857 | 50,857 | 52,271 | 53,534 | 55,316 | 56,316 | 56,726 | 57,985 | Production |
| 輸入 | 〃 | 1,114 | 593 | 1,326 | 1,464 | 1,264 | 1,451 | 893 | 1,383 | 1,607 | 1,153 | Import |
| 消費者向総販売 | 〃 | 47,061 | 47,816 | 50,130 | 50,955 | 52,818 | 54,220 | 55,362 | 56,841 | 58,201 | 58,681 | Total Sales to Consumers |
| 輸出 | 〃 | — | 643 | 856 | 1,182 | 946 | 747 | 814 | 790 | 253 | 474 | Export |
| 年末在庫 | 〃 | 2,506 | 2,606 | 2,835 | 3,026 | 2,791 | 2,813 | 2,884 | 2,954 | 2,842 | 2,821 | Year-end Inventory |
| ナフサ | | | | | | | | | | | | Naphtha |
| 生産 | 10 ³ kl | 16,002 | 17,358 | 17,460 | 17,824 | 16,595 | 19,234 | 18,003 | 17,978 | 17,955 | 18,462 | Production |
| 輸入 | 〃 | 20,678 | 19,285 | 22,249 | 27,386 | 28,554 | 28,233 | 26,017 | 29,973 | 31,074 | 28,147 | Import |
| 消費者向総販売 | 〃 | 35,957 | 36,093 | 39,069 | 44,377 | 44,390 | 47,007 | 43,689 | 47,386 | 48,238 | 46,552 | Total Sales to Consumers |
| 輸出 | 〃 | 628 | 220 | 278 | 328 | 319 | 354 | 119 | 273 | 163 | 67 | Export |
| 年末在庫 | 〃 | 1,499 | 1,418 | 1,406 | 1,545 | 1,737 | 1,646 | 1,655 | 1,752 | 2,184 | 1,697 | Year-end Inventory |
| ジェット燃料油 | | | | | | | | | | | | Jet Fuel |
| 生産 | 10 ³ kl | 6,009 | 6,450 | 7,181 | 7,873 | 7,497 | 9,224 | 10,526 | 10,451 | 10,625 | 10,703 | Production |
| 輸入 | 〃 | — | — | — | — | — | — | — | 112 | 58 | 107 | Import |
| 消費者向総販売 | 〃 | 3,942 | 4,181 | 4,315 | 4,874 | 4,815 | 4,845 | 4,927 | 4,500 | 4,576 | 4,977 | Total Sales to Consumers |
| 輸出 | 〃 | 2,007 | 2,353 | 2,755 | 3,446 | 2,705 | 4,500 | 5,841 | 6,162 | 6,348 | 5,974 | Export |
| 年末在庫 | 〃 | 582 | 626 | 810 | 728 | 670 | 795 | 848 | 789 | 754 | 906 | Year-end Inventory |
| 灯油 | | | | | | | | | | | | Kerosene |
| 生産 | 10 ³ kl | 26,004 | 26,960 | 27,198 | 27,294 | 28,233 | 27,620 | 27,685 | 26,669 | 27,886 | 28,086 | Production |
| 輸入 | 〃 | 2,342 | 2,067 | 2,237 | 1,904 | 4,396 | 2,292 | 1,179 | 3,815 | 2,843 | 2,868 | Import |
| 消費者向総販売 | 〃 | 27,525 | 28,038 | 28,035 | 29,152 | 30,466 | 28,804 | 28,290 | 29,434 | 29,876 | 29,867 | Total Sales to Consumers |
| 輸出 | 〃 | 520 | 303 | 481 | 432 | 354 | 184 | 120 | 417 | 140 | 207 | Export |
| 年末在庫 | 〃 | 4,881 | 4,752 | 4,950 | 3,684 | 4,793 | 4,881 | 4,471 | 4,594 | 4,357 | 4,249 | Year-end Inventory |

注：天然ガス出荷は原油・天然ガス鉱業向け出荷〔P28(3)〕を除く。

Petroleum

Changes in Supply and Demand of Oil

| 区 分 | 単位 Unit | 平成 4 C. Y. 1992 | 5 C. Y. 1993 | 6 C. Y. 1994 | 7 C. Y. 1995 | 8 C. Y. 1996 | 9 C. Y. 1997 | 10 C. Y. 1998 | 11 C. Y. 1999 | 12 C. Y. 2000 | 13 C. Y. 2001 | Category |
|---------|--------------------|--------------------|-----------------|-----------------|-----------------|-----------------|-----------------|------------------|------------------|------------------|------------------|--------------------------|
| 軽油 | | | | | | | | | | | | Gas Oil |
| 生産 | 10 ³ kl | 39,862 | 41,260 | 43,943 | 45,709 | 47,121 | 48,153 | 46,071 | 44,536 | 42,612 | 41,631 | Production |
| 輸入 | 〃 | 1,794 | 1,412 | 1,508 | 1,334 | 1,876 | 428 | 311 | 1,227 | 1,644 | 1,314 | Import |
| 消費者向総販売 | 〃 | 40,616 | 41,386 | 43,881 | 44,982 | 45,934 | 45,613 | 43,948 | 43,611 | 42,275 | 41,174 | Total Sales to Consumers |
| 輸出 | 〃 | 1,366 | 1,344 | 1,661 | 2,524 | 2,652 | 3,421 | 2,964 | 2,037 | 2,154 | 2,189 | Export |
| 年末在庫 | 〃 | 2,236 | 2,292 | 2,467 | 2,179 | 2,949 | 2,764 | 2,376 | 2,640 | 2,575 | 2,333 | Year-end Inventory |
| 重油計 | | | | | | | | | | | | Fuel Oil Total |
| 生産 | 10 ³ kl | 75,817 | 76,264 | 80,846 | 77,841 | 73,625 | 74,297 | 71,782 | 69,305 | 68,230 | 65,150 | Production |
| 輸入 | 〃 | 6,945 | 5,094 | 4,584 | 3,487 | 4,431 | 3,180 | 2,063 | 2,653 | 2,300 | 1,776 | Import |
| 消費者向総販売 | 〃 | 72,609 | 67,986 | 71,987 | 68,530 | 68,388 | 64,775 | 62,689 | 63,067 | 61,283 | 58,583 | Total Sales to Consumers |
| 輸出 | 〃 | 8,167 | 10,578 | 11,083 | 10,850 | 6,706 | 9,456 | 8,879 | 6,821 | 6,031 | 5,914 | Export |
| 年末在庫 | 〃 | 4,217 | 4,442 | 4,243 | 3,618 | 4,011 | 4,413 | 3,886 | 3,377 | 3,510 | 3,232 | Year-end Inventory |
| A 重油 | | | | | | | | | | | | Fuel Oil A |
| 生産 | 10 ³ kl | 27,497 | 27,871 | 28,229 | 28,594 | 28,335 | 27,808 | 26,758 | 27,710 | 28,600 | 28,684 | Production |
| 輸入 | 〃 | 1,114 | 1,076 | 1,016 | 1,039 | 1,271 | 1,106 | 972 | 1,159 | 1,104 | 1,021 | Import |
| 消費者向総販売 | 〃 | 27,754 | 27,718 | 27,757 | 28,427 | 29,091 | 28,511 | 27,875 | 28,920 | 29,498 | 29,630 | Total Sales to Consumers |
| 輸出 | 〃 | 1,089 | 1,317 | 1,461 | 1,497 | 137 | 137 | 155 | 228 | 229 | 120 | Export |
| 年末在庫 | 〃 | 1,987 | 1,972 | 1,988 | 1,677 | 1,998 | 2,133 | 1,785 | 1,711 | 1,741 | 1,575 | Year-end Inventory |
| B 重油 | | | | | | | | | | | | Fuel Oil B |
| 生産 | 10 ³ kl | 161 | 154 | 138 | 112 | 57 | 53 | 43 | 26 | 17 | 16 | Production |
| 輸入 | 〃 | — | — | — | — | — | — | — | — | — | — | Import |
| 消費者向総販売 | 〃 | 147 | 152 | 129 | 108 | 64 | 51 | 46 | 26 | 26 | 29 | Total Sales to Consumers |
| 輸出 | 〃 | — | — | — | — | — | — | — | — | — | — | Export |
| 年末在庫 | 〃 | 13 | 13 | 11 | 4 | 5 | 5 | 3 | 3 | 3 | 2 | Year-end Inventory |
| C 重油 | | | | | | | | | | | | Fuel Oil C |
| 生産 | 10 ³ kl | 48,159 | 48,239 | 52,479 | 49,135 | 45,233 | 46,435 | 44,982 | 41,570 | 39,613 | 36,450 | Production |
| 輸入 | 〃 | 5,830 | 4,018 | 3,568 | 2,448 | 3,160 | 2,074 | 1,091 | 1,495 | 1,197 | 755 | Import |
| 消費者向総販売 | 〃 | 44,708 | 40,116 | 44,101 | 39,994 | 39,233 | 36,213 | 34,768 | 34,121 | 31,759 | 28,925 | Total Sales to Consumers |
| 輸出 | 〃 | 7,077 | 9,261 | 9,622 | 9,353 | 6,570 | 9,318 | 8,724 | 6,593 | 5,802 | 5,795 | Export |
| 年末在庫 | 〃 | 2,217 | 2,458 | 2,243 | 1,937 | 2,008 | 2,275 | 2,098 | 1,662 | 1,766 | 1,655 | Year-end Inventory |
| 潤滑油 | | | | | | | | | | | | Lubricating Oil |
| 生産 | 10 ³ kl | 2,477 | 2,536 | 2,716 | 2,735 | 2,770 | 2,833 | 2,630 | 2,693 | 2,651 | 2,592 | Production |
| 輸入 | 〃 | 132 | 71 | 82 | 79 | 71 | 70 | 57 | 64 | 29 | 36 | Import |
| 消費者向総販売 | 〃 | 2,375 | 2,269 | 2,338 | 2,367 | 2,385 | 2,429 | 2,334 | 2,265 | 2,222 | 2,089 | Total Sales to Consumers |
| 輸出 | 〃 | 273 | 364 | 473 | 450 | 497 | 481 | 394 | 455 | 422 | 482 | Export |
| 年末在庫 | 〃 | 492 | 487 | 487 | 493 | 454 | 462 | 433 | 422 | 393 | 385 | Year-end Inventory |
| 液化石油ガス | | | | | | | | | | | | Liquidated Petroleum Gas |
| 生産 | 10 ³ t | 4,724 | 4,601 | 4,584 | 4,921 | 4,879 | 5,094 | 4,777 | 4,871 | 4,935 | 5,167 | Production |
| 輸入 | 〃 | 15,286 | 15,234 | 15,182 | 14,757 | 15,135 | 15,352 | 13,932 | 14,323 | 14,682 | 14,269 | Import |
| 消費者向総販売 | 〃 | 19,752 | 19,956 | 19,426 | 19,783 | 20,214 | 19,788 | 18,803 | 18,840 | 18,878 | 18,420 | Total Sales to Consumers |
| 輸出 | 〃 | 7 | 10 | 16 | 10 | 5 | 2 | 56 | 140 | 30 | 34 | Export |
| 年末在庫 | 〃 | 3,207 | 3,077 | 3,322 | 3,165 | 2,907 | 3,443 | 3,044 | 3,101 | 3,154 | 3,319 | Year-end Inventory |
| 液化天然ガス | | | | | | | | | | | | Liquidated Natural Gas |
| 輸入 | 10 ³ t | 39,035 | 39,228 | 42,166 | 42,758 | 46,409 | 47,361 | 49,280 | 51,539 | 53,581 | 55,523 | Import |

2. 天然ガス・原油・石油製品生産／

1. 天然ガス／

(1) 天然ガス生産・出荷・在庫／Production, Shipment and Inventory of Natural Gas

| 区 分 | 生 産 Production | 消 費 Consumption | 数 量 計 Total | 出 | |
|-------------|-------------------|--------------------|----------------|---------------|--|
| | | | | 販 売 Sales | |
| | | | | 数 量 Amount | |
| 1 平成 9 年 | 2,278,944 | 41,784 | 2,731,257 | 2,443,488 | |
| 2 10 年 | 2,300,775 | 41,046 | 2,742,538 | 2,457,808 | |
| 3 11 年 | 2,279,608 | 40,506 | 2,721,728 | 2,436,967 | |
| 4 12 年 | 2,452,888 | 45,404 | 2,898,834 | 2,565,550 | |
| 5 13 年 | 2,520,915 | 46,912 | 2,995,565 | 2,654,009 | |
| 6 平成 12 年 | 2,498,955 | 45,361 | 2,956,616 | 2,617,148 | |
| 7 13 年 | 2,467,322 | 46,119 | 2,937,954 | 2,589,807 | |
| 8 13 年 1 月 | 749,417 | 13,678 | 880,799 | 794,907 | |
| 9 4 月 | 572,636 | 10,531 | 669,960 | 591,924 | |
| 10 7 月 | 586,212 | 10,040 | 701,781 | 616,533 | |
| 11 10 月 | 612,650 | 12,663 | 743,025 | 650,645 | |
| 12 14 年 1 月 | 695,824 | 12,885 | 823,188 | 730,705 | |
| 13 13 年 1 月 | 277,478 | 4,936 | 320,102 | 287,510 | |
| 14 2 月 | 238,082 | 4,405 | 284,843 | 255,016 | |
| 15 3 月 | 233,857 | 4,337 | 275,854 | 252,381 | |
| 16 4 月 | 194,292 | 3,780 | 221,699 | 202,127 | |
| 17 5 月 | 194,629 | 3,492 | 228,225 | 198,171 | |
| 18 6 月 | 183,715 | 3,259 | 220,036 | 191,626 | |
| 19 7 月 | 210,301 | 3,424 | 250,027 | 220,702 | |
| 20 8 月 | 190,340 | 3,271 | 226,534 | 198,913 | |
| 21 9 月 | 185,571 | 3,345 | 225,220 | 196,918 | |
| 22 10 月 | 181,643 | 3,773 | 221,502 | 191,065 | |
| 23 11 月 | 194,543 | 4,188 | 234,315 | 204,409 | |
| 24 12 月 | 236,464 | 4,702 | 287,208 | 255,171 | |
| 25 14 年 1 月 | 250,021 | 4,784 | 299,930 | 264,833 | |
| 26 2 月 | 225,045 | 3,945 | 266,092 | 233,802 | |
| 27 3 月 | 220,758 | 4,156 | 257,166 | 232,070 | |

注1：坑井数は月末採取井。

2：同業者間転売は販売に含め、自家使用及び同一企業の他事業所向けはその他出荷に含む。

3：基準状態とは温度15.6℃=60°F、絶対圧760mmHg・水蒸気で飽和された状態をいう。

(2) 天然ガス鉱床別、道県別生産／Production of Natural Gas by Oil Field and Prefecture

| 区 分 | 計 Total | 油 田 Natural gas from oil field | | | ガ 北海道 Hokkaido | | |
|---------------|------------|-----------------------------------|-----------------|----------------|----------------------|-----------|---------|
| | | 秋 田 Akita | 山 形 Yamagata | 新 潟 Niigata | | | |
| | | | | | | ガ | |
| 1 平成 9 年 | 2,278,944 | 38,372 | 16,875 | 5,483 | 16,035 | 2,230,767 | 17,972 |
| 2 10 年 | 2,300,775 | 41,175 | 17,784 | 6,059 | 17,332 | 2,251,054 | 32,773 |
| 3 11 年 | 2,279,608 | 40,709 | 18,006 | 5,916 | 16,787 | 2,231,995 | 56,744 |
| 4 12 年 | 2,452,888 | 38,716 | 17,720 | 5,424 | 15,572 | 2,408,763 | 95,490 |
| 5 13 年 | 2,520,915 | 38,694 | 17,910 | 5,287 | 15,497 | 2,477,677 | 146,694 |
| 6 平成 12 年 | 2,498,955 | 38,701 | 18,082 | 5,177 | 15,442 | 2,454,706 | 114,008 |
| 7 13 年 | 2,467,315 | 37,479 | 13,072 | 3,999 | 11,519 | 2,425,894 | 100,077 |
| 8 13 年 1～3 月 | 749,417 | 10,104 | 4,838 | 1,288 | 3,978 | 737,779 | 46,617 |
| 9 4～6 月 | 572,636 | 9,497 | 4,239 | 1,401 | 3,857 | 562,049 | 27,604 |
| 10 7～9 月 | 586,212 | 9,622 | 4,266 | 1,216 | 4,140 | 575,680 | 26,646 |
| 11 10～12 月 | 612,650 | 9,471 | 4,567 | 1,382 | 3,522 | 602,169 | 45,827 |
| 12 14 年 1～3 月 | 695,817 | 8,889 | — | — | — | 685,996 | — |
| 13 13 年 1 月 | 277,478 | 3,491 | 1,699 | 435 | 1,357 | 273,482 | 16,931 |
| 14 2 月 | 238,082 | 3,123 | 1,520 | 394 | 1,209 | 234,462 | 15,623 |
| 15 3 月 | 233,857 | 3,490 | 1,619 | 459 | 1,412 | 229,835 | 14,063 |
| 16 4 月 | 194,292 | 3,323 | 1,460 | 479 | 1,384 | 190,489 | 10,111 |
| 17 5 月 | 194,629 | 3,362 | 1,426 | 489 | 1,447 | 190,960 | 8,722 |
| 18 6 月 | 183,715 | 2,812 | 1,353 | 433 | 1,026 | 180,600 | 8,771 |
| 19 7 月 | 210,301 | 3,209 | 1,411 | 406 | 1,392 | 206,783 | 8,966 |
| 20 8 月 | 190,340 | 3,165 | 1,451 | 404 | 1,310 | 186,873 | 9,032 |
| 21 9 月 | 185,571 | 3,248 | 1,404 | 406 | 1,438 | 182,024 | 8,648 |
| 22 10 月 | 181,643 | 3,127 | 1,482 | 474 | 1,171 | 178,223 | 9,987 |
| 23 11 月 | 194,543 | 3,368 | 1,473 | 471 | 1,424 | 190,855 | 14,346 |
| 24 12 月 | 236,464 | 2,976 | 1,612 | 437 | 927 | 233,091 | 21,494 |
| 25 14 年 1 月 | 250,014 | 3,004 | — | — | — | 246,651 | — |
| 26 2 月 | 225,045 | 2,883 | — | — | — | 221,901 | — |
| 27 3 月 | 220,758 | 3,002 | — | — | — | 217,444 | — |

注：栃木、東京、静岡、沖縄の各県分は合計及び鉱床別に含まれているが、各数値は秘匿。

Production of Natural gas, Crude oil, and Petroleum products

Natural gas

(単位: 千m³(基準状態)/Unit: 1000m³ in standard condition)

| Shipment 売 | 荷 | | 月(年・期)末 | 月(年・期)末 | 排水量 Volume of drained (kl) | Category | |
|-------------------|---------------------------|----------------|--------------|---------------------|----------------------------------|----------|--|
| | 金額(千円) Values (1000en) | その他 | 在庫 | 坑井数 | | | |
| | | Other | Inventory | Number of oil Wells | | | |
| — | 287,769 | 149,114 | 1,053 | 62,456,284 | C.Y.1997 | 1 | |
| — | 284,730 | 149,027 | 1,060 | 62,018,698 | C.Y.1998 | 2 | |
| 90,011,482 | 284,761 | 151,178 | 1,044 | 59,716,580 | C.Y.1999 | 3 | |
| 92,844,575 | 333,284 | 151,518 | 1,061 | 61,525,373 | C.Y.2000 | 4 | |
| 96,029,496 | 341,556 | 149,755 | 1,043 | 62,530,777 | C.Y.2001 | 5 | |
| 94,364,766 | 339,468 | 148,081 | 1,043 | 61,763,381 | F.Y.2000 | 6 | |
| 92,627,778 | 348,147 | 144,507 | — | 62,304,922 | F.Y.2001 | 7 | |
| 29,547,313 | 85,892 | 148,081 | 1,074 | 16,900,787 | Q 1 2001 | 8 | |
| 21,185,896 | 78,036 | 150,522 | 984 | 15,148,976 | Q 2 | 9 | |
| 21,692,321 | 85,248 | 150,423 | 981 | 14,321,205 | Q 3 | 10 | |
| 23,603,966 | 92,380 | 149,755 | 1,043 | 16,159,809 | Q 4 | 11 | |
| 26,145,595 | 92,483 | 144,507 | — | 16,674,932 | Q 1 2002 | 12 | |
| 10,694,702 | 32,592 | 150,262 | 1,072 | 5,937,000 | Jan.2001 | 13 | |
| 9,574,392 | 29,827 | 148,264 | 1,066 | 5,269,460 | Feb. | 14 | |
| 9,278,219 | 23,473 | 148,081 | 1,074 | 5,694,327 | Mar. | 15 | |
| 7,330,884 | 19,572 | 150,635 | 1,002 | 5,362,884 | Apr. | 16 | |
| 7,058,946 | 30,054 | 150,486 | 1,031 | 5,122,335 | May | 17 | |
| 6,796,066 | 28,410 | 150,522 | 984 | 4,663,757 | Jun | 18 | |
| 7,729,020 | 29,325 | 150,417 | 982 | 4,937,024 | Jul. | 19 | |
| 7,029,378 | 27,621 | 150,475 | 970 | 4,785,353 | Aug. | 20 | |
| 6,933,923 | 28,302 | 150,423 | 981 | 4,598,828 | Sep. | 21 | |
| 6,747,708 | 30,437 | 149,949 | 1,008 | 5,115,061 | Oct. | 22 | |
| 7,461,455 | 29,906 | 150,500 | 1,029 | 5,281,962 | Nov. | 23 | |
| 9,394,803 | 32,037 | 149,755 | 1,043 | 5,762,786 | Dec. | 24 | |
| 9,645,294 | 35,097 | 146,635 | — | 5,824,363 | Jan.2002 | 25 | |
| 8,447,738 | 32,290 | 144,786 | — | 5,249,154 | Feb. | 26 | |
| 8,052,563 | 25,096 | 144,507 | — | 5,601,415 | Mar. | 27 | |

Note 1: The number of oil wells is that at the end of each month

2: Sales among establishments in the same trade are included in the sales. In-house use and sales to other establishments in the same industry are included in the other shipment

3: The standard condition is 15.6 degrees centigrade (60 degrees Fahrenheit) in temperature and 760 mmHg in absolute pressure, and saturated with steam.

(単位: 千m³(基準状態)/Unit: 1000m³ in standard condition)

| ス 田 ガ ス Natural gas from gas field | | | | | | 炭田ガス Natural gas from coal fiel | Category | |
|---------------------------------------|------------------|----------------|------------------|---------------|-----------------|---------------------------------------|-----------------|----------|
| 秋 田 Akita | 福 島 Fukushima | 千 葉 Chiba | 新 潟 Niigata | 長 野 Nagano | 宮 崎 Miyazaki | | | |
| 16,842 | 233,066 | 442,908 | 1,516,294 | 83 | 3,229 | 9,805 | C.Y.1997 | 1 |
| 15,457 | 241,964 | 450,323 | 1,506,759 | 91 | 3,314 | 8,546 | C.Y.1998 | 2 |
| 16,645 | 212,820 | 449,108 | 1,492,678 | 96 | 3,541 | 6,904 | C.Y.1999 | 3 |
| 16,585 | 227,780 | 453,241 | 1,611,558 | 94 | 3,411 | 5,409 | C.Y.2000 | 4 |
| 19,115 | 218,438 | 458,246 | 1,630,121 | 63 | 3,493 | 4,544 | C.Y.2001 | 5 |
| 16,685 | 235,773 | 455,157 | 1,628,575 | 91 | 3,358 | 5,548 | F.Y.2000 | 6 |
| 13,842 | 151,413 | 334,298 | 1,136,636 | 42 | 2,623 | 3,942 | F.Y.2001 | 7 |
| 5,273 | 67,025 | 123,948 | 493,485 | 21 | 870 | 1,534 | Q 1 2001 | 8 |
| 4,023 | 52,784 | 109,401 | 367,182 | 14 | 824 | 1,090 | Q 2 | 9 |
| 4,454 | 66,185 | 106,487 | 370,749 | 10 | 870 | 910 | Q 3 | 10 |
| 5,365 | 32,444 | 118,410 | 398,705 | 18 | 929 | 1,010 | Q 4 | 11 |
| — | — | — | — | — | — | 932 | Q 1 2002 | 12 |
| 1,879 | 28,479 | 43,834 | 181,853 | 7 | 304 | 505 | Jan.2001 | 13 |
| 1,716 | 21,692 | 38,492 | 156,486 | 7 | 271 | 497 | Feb. | 14 |
| 1,678 | 16,854 | 41,622 | 155,146 | 7 | 295 | 532 | Mar. | 15 |
| 1,192 | 14,742 | 37,734 | 126,349 | 2 | 268 | 480 | Apr. | 16 |
| 1,361 | 21,237 | 36,446 | 122,882 | 6 | 275 | 307 | May | 17 |
| 1,470 | 16,805 | 35,221 | 117,951 | 6 | 281 | 303 | Jun | 18 |
| 1,470 | 29,745 | 36,700 | 129,492 | 6 | 294 | 309 | Jul. | 19 |
| 1,549 | 17,224 | 35,718 | 122,972 | 2 | 285 | 302 | Aug. | 20 |
| 1,435 | 19,216 | 34,069 | 118,285 | 2 | 291 | 299 | Sep. | 21 |
| 1,500 | 14,129 | 37,166 | 115,068 | 6 | 304 | 293 | Oct. | 22 |
| 1,674 | 4,439 | 38,626 | 131,316 | 6 | 311 | 320 | Nov. | 23 |
| 2,191 | 13,876 | 42,618 | 152,321 | 6 | 314 | 397 | Dec. | 24 |
| — | — | — | — | — | — | 359 | Jan.2002 | 25 |
| — | — | — | — | — | — | 261 | Feb. | 26 |
| — | — | — | — | — | — | 312 | Mar. | 27 |

Note: Although values in Tochigi, Tokyo, Shizuoka and Okinawa are included in the totals and in the production by oil field, they are confidential

(3) 天然ガス道県別、産業別出荷・消費内訳 / Shipment and Consumption of Natural Gas by Prefecture and Industry

| | 区 分 | | | 計 Total | 原油・天然ガス鉱業 Crude Petroleum and Natural Gas | 化学工業 Chemicals | その他の製造業 Other manufactures |
|----|-----|----|-----|------------------|---|-------------------|----------------------------------|
| | | | | | | | |
| 1 | 平成 | 9 | 年 | 2,773,041 | 406,518 | 354,000 | 58,411 |
| 2 | | 10 | 年 | 2,783,584 | 410,239 | 306,431 | 65,922 |
| 3 | | 11 | 年 | 2,762,234 | 399,124 | 311,453 | 89,400 |
| 4 | | 12 | 年 | 2,944,238 | 437,497 | 358,212 | 115,973 |
| 5 | | 13 | 年 | 3,042,477 | 440,969 | 367,917 | 139,717 |
| 6 | 北 海 | | 道 | 146,408 | 3,315 | 125 | 1,747 |
| 7 | 秋 田 | | 道 | 37,625 | 1,649 | — | — |
| 8 | 山 形 | | 県 | 13,964 | 830 | — | — |
| 9 | 福 島 | | 県 | 218,610 | 11,583 | — | — |
| 10 | 千 葉 | | 県 | 624,389 | 159,021 | 71,623 | 442 |
| 11 | 新 潟 | | 県 | 1,997,853 | 264,144 | 296,169 | 137,067 |
| 12 | 長 野 | | 県 | 67 | — | — | 3 |
| 13 | 宮 崎 | | 県 | 3,187 | 427 | — | 458 |
| 14 | 平成 | 12 | 年 度 | 2,791,806 | 407,206 | 318,122 | 95,074 |
| 15 | | 13 | 年 度 | 3,001,977 | 445,667 | 365,878 | 127,209 |
| 16 | 北 海 | | 道 | 114,595 | 3,219 | 134 | 1,825 |
| 17 | 秋 田 | | 道 | 35,279 | 1,552 | — | — |
| 18 | 山 形 | | 県 | 14,032 | 1,071 | — | — |
| 19 | 福 島 | | 県 | 235,940 | 11,028 | — | — |
| 20 | 千 葉 | | 県 | 622,580 | 160,091 | 69,606 | 510 |
| 21 | 新 潟 | | 県 | 1,976,269 | 268,445 | 296,138 | 124,231 |
| 22 | 長 野 | | 県 | 58 | 7 | — | 11 |
| 23 | 宮 崎 | | 県 | 2,850 | 254 | — | 632 |

注1：同業者間の転売は原油・天然ガス鉱業に含む

注2：栃木、東京、静岡、沖縄の各県分は合計に含まれているが、各数値は秘匿

(4) 天然ガス・原油鉱場労務 / Labor of Mining Fields of Natural gas and Crude oil

(単位：人 / Unit : Person)

| 区 分 | 月 末 常 用 従 業 者 数 Number of Employees at month-end | | Category | |
|------|---|---------------------------------------|--------------|-----------------|
| | 当 該 部 門 at the division | 事 業 所 全 体 the entire establishment | | |
| | 平成 9 | 年 | | 1500 |
| 10 | 年 | 1495 | — | C.Y.1998 |
| 11 | 年 | 1,187 | 3,058 | C.Y.1999 |
| 12 | 年 | 1,176 | 3,023 | C.Y.2000 |
| 13 | 年 | 1,131 | 2,738 | C.Y.2001 |
| 12 | 年 度 | 1,144 | 2,787 | F.Y.2000 |
| 13 | 年 度 | 1,144 | 2,675 | F.Y.2001 |
| 13年 | 1—3 月 | 1,144 | 2,787 | Q 1 2001 |
| | 4—6 月 | 1,130 | 2,773 | Q 2 |
| | 7—9 月 | 1,138 | 2,758 | Q 3 |
| | 10—12 月 | 1,131 | 2,738 | Q 4 |
| 14 年 | 1—3 月 | 1,144 | 2,675 | Q 1 2002 |
| 13 年 | 1 月 | 1,164 | 2,967 | Jan.2001 |
| | 2 月 | 1,159 | 2,955 | Feb. |
| | 3 月 | 1,144 | 2,787 | Mar. |
| | 4 月 | 1,133 | 2,763 | Apr. |
| | 5 月 | 1,131 | 2,796 | May |
| | 6 月 | 1,130 | 2,773 | Jun |
| | 7 月 | 1,129 | 2,663 | Jul. |
| | 8 月 | 1,135 | 2,751 | Aug. |
| | 9 月 | 1,138 | 2,758 | Sep. |
| | 10 月 | 1,122 | 2,714 | Oct. |
| | 11 月 | 1,114 | 2,727 | Nov. |
| | 12 月 | 1,131 | 2,738 | Dec. |
| 14年 | 1 月 | 1,130 | 2,650 | Jan.2002 |
| | 2 月 | 1,122 | 2,640 | Feb. |
| | 3 月 | 1,144 | 2,675 | Mar. |

注1：年、年度及び期の従業者数はそれぞれの年末、年度末及び期末の従業者数。

注2：11月から月末従業者数 (当該部門：事業所全体)

Note 1: The number of employees are those at the end of each year, fiscal year or quarter.

2: Only the number of (regular) employees at the end of each month has been surveyed since 1999.

(単位: 千m³(基準状態)/Unit: 1000m³ in standard condition)

| 電気業 Power generation | ガス業 Gas generation | サービス業 Service industries | その他の産業 Other industries | Category | |
|-------------------------|-----------------------|-----------------------------|----------------------------|-----------------|----|
| 674,262 | 1,226,695 | 2,641 | 50,484 | C.Y.1997 | 1 |
| 689,156 | 1,292,837 | 2,491 | 16,508 | C.Y.1998 | 2 |
| 585,337 | 1,363,707 | 2,755 | 10,458 | C.Y.1999 | 3 |
| 574,825 | 1,442,660 | 4,928 | 10,143 | C.Y.2000 | 4 |
| 567,790 | 1,510,842 | 5,582 | 9,660 | C.Y.2001 | 5 |
| — | 140,235 | 60 | 926 | Hokkaido | 6 |
| — | 34,854 | 790 | 332 | Akita | 7 |
| — | 13,134 | — | — | Yamagata | 8 |
| 206,872 | 155 | — | — | Fukushima | 9 |
| — | 392,411 | 443 | 449 | Chiba | 10 |
| 360,918 | 928,942 | 3,071 | 7,542 | Niigata | 11 |
| — | — | 64 | — | Nagano | 12 |
| — | 876 | 1,015 | 411 | Miyazaki | 13 |
| 567,912 | 1,389,342 | 3,758 | 10,392 | F.Y.2000 | 14 |
| 571,366 | 1,476,509 | 5,345 | 10,003 | F.Y.2001 | 15 |
| — | 108,024 | 84 | 1,309 | Hokkaido | 16 |
| — | 32,556 | 828 | 343 | Akita | 17 |
| — | 12,961 | — | — | Yamagata | 18 |
| 224,749 | 163 | — | — | Fukushima | 19 |
| — | 391,485 | 451 | 437 | Chiba | 20 |
| 346,617 | 930,193 | 3,123 | 7,522 | Niigata | 21 |
| — | — | 40 | — | Nagano | 22 |
| — | 890 | 682 | 392 | Miyazaki | 23 |

1. Sales among establishments in the same trade are included in the oil and natural gas mining
 2. Although values in Tochigi, Tokyo, Shizuoka and Okinawa are included in totals, they are confidential

(5) 天然ガス鉱場経済産業局別電力消費/Mining Fields' Consumption of Electricity, by Regional Bureau of Economy, Trade and Industry (単位: kWh/Unit: kWh)

| 区分 | 計 | | | | Category | |
|---------|--------------------|------------------|------------------|--------------------|------------------|-----------------|
| | Total | 北海道 Hokkaido | 東北 Tohoku | 関東 Kanto | | 九州 Kyusyu |
| 平成9年 | 270,483,091 | 2,991,067 | 5,391,583 | 254,050,623 | 8,049,818 | C.Y.1997 |
| 10年 | 275,502,284 | 3,206,579 | 5,590,732 | 258,185,228 | 8,519,745 | C.Y.1998 |
| 11年 | 314,771,462 | 3,228,029 | 5,558,091 | 297,465,919 | 8,519,423 | C.Y.1999 |
| 12年 | 259,191,450 | 3,446,783 | 5,316,518 | 241,749,567 | 8,678,582 | C.Y.2000 |
| 13年 | 266,030,868 | 3,247,254 | 5,106,557 | 249,072,328 | 8,605,097 | C.Y.2001 |
| 12年度 | 260,432,336 | 3,236,187 | 5,262,112 | 243,423,943 | 8,510,094 | F.Y.2000 |
| 13年度 | ... | ... | ... | ... | ... | F.Y.2001 |
| 13年1-3月 | 72,507,612 | 738,034 | 1,391,894 | 68,154,951 | 2,222,733 | Q 1 2001 |
| 4-6月 | 66,109,336 | 716,343 | 1,260,525 | 62,032,718 | 2,100,199 | Q 2 |
| 7-9月 | 62,306,781 | 851,108 | 1,258,852 | 58,162,617 | 2,034,123 | Q 3 |
| 10-12月 | 65,107,139 | 941,769 | 1,195,286 | 60,722,042 | 2,248,042 | Q 4 |
| 14年1-3月 | ... | ... | ... | ... | ... | Q 1 2002 |
| 13年 1月 | 24,821,488 | 261,329 | 481,904 | 23,300,138 | 778,117 | Jan.2001 |
| 2月 | 24,455,226 | 236,770 | 456,086 | 23,073,300 | 689,070 | Feb. |
| 3月 | 23,230,898 | 239,935 | 453,904 | 21,781,513 | 755,546 | Mar. |
| 4月 | 23,197,408 | 228,293 | 429,152 | 21,867,561 | 672,402 | Apr. |
| 5月 | 22,105,044 | 202,230 | 409,327 | 20,790,560 | 702,927 | May |
| 6月 | 20,806,884 | 285,820 | 422,046 | 19,374,597 | 724,870 | Jun |
| 7月 | 21,145,043 | 318,894 | 420,784 | 19,700,521 | 704,761 | Jul. |
| 8月 | 21,229,746 | 268,675 | 423,981 | 19,886,888 | 650,204 | Aug. |
| 9月 | 19,931,992 | 263,539 | 414,087 | 18,575,208 | 679,158 | Sep. |
| 10月 | 20,050,991 | 274,586 | 414,967 | 18,629,385 | 732,053 | Oct. |
| 11月 | 21,693,931 | 280,645 | 359,183 | 20,314,450 | 739,653 | Nov. |
| 12月 | 23,362,217 | 386,538 | 421,136 | 21,778,207 | 776,336 | Dec. |
| 14年 1月 | ... | ... | ... | ... | ... | Jan.2002 |
| 2月 | ... | ... | ... | ... | ... | Feb. |
| 3月 | ... | ... | ... | ... | ... | Mar. |

注: 沖縄の数値は九州を含む。

Note: Numbers in Okinawa are included in those in the Kyushu district

2. 原油

(1) 原油生産・出荷・在庫 / Production, Shipment and Inventory of Crude Oil

(単位: kl / Unit: kl)

| 区 分 | 生 産 Production | 消 費 Consumption | 数量計 Total | 出 荷 Shipments | | | 月(年・期)末 Month, Year, Quarter-end | 月(年・期)末 Month, Year, Quarter-end | Category |
|---------|-------------------|--------------------|--------------|---------------|------------------------------|----------------|--|--|----------|
| | | | | 販 売 Sales | | そ の 他 Other | 在 庫 Inventory | 坑 井 数 Number of oil Wells | |
| | | | | 数 量 Amount | 金額(千円) Values (1000en) | | | | |
| 平成9年 | 841,519 | — | 1,145,267 | 1,095,485 | — | 49,782 | 22,734 | 325 | C.Y.1997 |
| 10年 | 791,942 | — | 1,021,863 | 792,468 | — | 229,395 | 20,692 | 316 | C.Y.1998 |
| 11年 | 730,178 | — | 895,844 | 739,647 | 8,901,484 | 156,197 | 51,145 | 291 | C.Y.1999 |
| 12年 | 740,297 | — | 904,649 | 814,879 | 16,601,229 | 89,770 | 45,656 | 284 | C.Y.2000 |
| 13年 | 760,329 | — | 948,522 | 846,109 | 18,370,880 | 102,413 | 43,203 | 239 | C.Y.2001 |
| 12年度 | 761,053 | — | 937,983 | 853,432 | 18,098,698 | 84,551 | 39,821 | 274 | F.Y.2000 |
| 13年度 | 733,637 | — | 911,359 | 811,245 | 16,937,118 | 100,114 | 50,465 | — | F.Y.2001 |
| 13年1—3月 | 221,837 | — | 274,038 | 246,797 | 5,064,099 | 27,241 | 39,821 | 274 | Q 1 2001 |
| 4—6月 | 177,032 | — | 223,728 | 198,461 | 4,457,246 | 25,267 | 40,226 | 244 | Q 2 |
| 7—9月 | 172,117 | — | 216,366 | 192,555 | 4,533,099 | 23,811 | 41,134 | 238 | Q 3 |
| 10—12月 | 189,343 | — | 234,390 | 208,296 | 4,316,436 | 26,094 | 43,203 | 239 | Q 4 |
| 14年1—3月 | 195,145 | — | 236,875 | 211,933 | 3,630,337 | 24,942 | 50,465 | — | Q 1 2002 |
| 13年 1月 | 79,912 | — | 92,993 | 82,306 | 1,802,695 | 10,687 | 50,624 | 278 | Jan.2001 |
| 2月 | 70,089 | — | 90,697 | 81,170 | 1,602,672 | 9,527 | 42,454 | 272 | Feb. |
| 3月 | 71,836 | — | 90,348 | 83,321 | 1,658,732 | 7,027 | 39,821 | 274 | Mar. |
| 4月 | 61,475 | — | 83,887 | 75,778 | 1,667,134 | 8,109 | 32,228 | 248 | Apr. |
| 5月 | 60,692 | — | 72,726 | 64,374 | 1,423,687 | 8,352 | 35,833 | 247 | May |
| 6月 | 54,865 | — | 67,115 | 58,309 | 1,366,425 | 8,806 | 40,226 | 244 | Jun |
| 7月 | 56,853 | — | 64,316 | 56,871 | 1,329,636 | 7,445 | 46,007 | 231 | Jul. |
| 8月 | 58,986 | — | 77,376 | 68,363 | 1,624,358 | 9,013 | 45,080 | 234 | Aug. |
| 9月 | 56,278 | — | 74,674 | 67,321 | 1,579,105 | 7,353 | 41,134 | 238 | Sep. |
| 10月 | 57,516 | — | 82,087 | 71,609 | 1,624,086 | 10,478 | 34,517 | 240 | Oct. |
| 11月 | 63,119 | — | 73,655 | 66,223 | 1,409,434 | 7,432 | 36,940 | 235 | Nov. |
| 12月 | 68,708 | — | 78,648 | 70,464 | 1,282,916 | 8,184 | 43,203 | 239 | Dec. |
| 14年 1月 | 68,237 | — | 79,918 | 69,334 | 1,085,591 | 10,584 | 45,570 | — | Jan.2002 |
| 2月 | 63,737 | — | 74,824 | 66,300 | 1,190,928 | 8,524 | 55,473 | — | Feb. |
| 3月 | 63,171 | — | 82,133 | 76,299 | 1,353,818 | 5,834 | 50,465 | — | Mar. |

(2) 原油道県別生産 / Production of Crude oil by Prefecture

(単位: kl / Unit: kl)

| 区 分 | 計 Total | 道 県 別 | | | | | Category |
|---------|------------|-----------------|--------------|-----------------|------------------|----------------|----------|
| | | 北海道 Hokkaido | 秋 田 Akita | 山 形 Yamagata | 福 島 Fukushima | 新 潟 Niigata | |
| 平成9年 | 841,519 | 12,188 | 119,971 | 11,020 | 3,475 | 694,865 | C.Y.1997 |
| 10年 | 791,942 | 25,827 | 118,071 | 10,736 | 2,977 | 634,331 | C.Y.1998 |
| 11年 | 730,178 | 49,002 | 108,835 | 10,623 | 1,477 | 560,241 | C.Y.1999 |
| 12年 | 740,297 | 88,510 | 105,268 | 11,047 | 1,582 | 533,890 | C.Y.2000 |
| 13年 | 760,329 | 142,108 | 97,172 | 10,109 | 1,636 | 509,298 | C.Y.2001 |
| 12年度 | 761,053 | 111,711 | 106,383 | 11,050 | 1,640 | 530,269 | F.Y.2000 |
| 13年度 | 733,637 | 93,225 | 69,590 | 7,389 | 1,094 | 367,188 | F.Y.2001 |
| 13年1—3月 | 221,837 | 48,883 | 27,582 | 2,720 | 542 | 142,110 | Q 1 2001 |
| 4—6月 | 177,032 | 27,086 | 22,716 | 2,614 | 407 | 124,209 | Q 2 |
| 7—9月 | 172,117 | 25,890 | 22,327 | 2,124 | 465 | 121,311 | Q 3 |
| 10—12月 | 189,343 | 40,249 | 24,547 | 2,651 | 222 | 121,668 | Q 4 |
| 14年1—3月 | 195,145 | 46,187 | 24,843 | 2,541 | 421 | 120,593 | Q 1 2002 |
| 13年 1月 | 79,912 | 17,951 | 9,693 | 944 | 219 | 51,105 | Jan.2001 |
| 2月 | 70,089 | 15,591 | 8,688 | 836 | 201 | 44,773 | Feb. |
| 3月 | 71,836 | 15,341 | 9,201 | 940 | 122 | 46,232 | Mar. |
| 4月 | 61,475 | 10,908 | 7,798 | 912 | 110 | 41,747 | Apr. |
| 5月 | 60,692 | 9,650 | 7,658 | 921 | 163 | 42,300 | May |
| 6月 | 54,865 | 6,528 | 7,260 | 781 | 134 | 40,162 | Jun |
| 7月 | 56,853 | 7,098 | 7,467 | 659 | 213 | 41,416 | Jul. |
| 8月 | 58,986 | 9,460 | 7,595 | 656 | 124 | 41,151 | Aug. |
| 9月 | 56,278 | 9,332 | 7,265 | 809 | 128 | 38,744 | Sep. |
| 10月 | 57,516 | 10,673 | 7,878 | 884 | 92 | 37,989 | Oct. |
| 11月 | 63,119 | 13,998 | 7,910 | 884 | 27 | 40,300 | Nov. |
| 12月 | 68,708 | 15,578 | 8,759 | 883 | 103 | 43,379 | Dec. |
| 14年 1月 | 68,237 | — | — | — | — | — | Jan.2002 |
| 2月 | 63,737 | — | — | — | — | — | Feb. |
| 3月 | 63,171 | — | — | — | — | — | Mar. |

Crude Oil

(3) 原油油種別生産/Production by kind of Crude oil

(単位:kl/Unit:kl)

| 区 分 | 計 Total | 軽 質 | | 中 質 Middle crude oil | 重質・特重質 Heavy and Special heavy | Category |
|---------|------------|-----------------|-----------------------|----------------------------|--------------------------------------|----------|
| | | Light Crude oil | コンデンセート Condensate | | | |
| 平成9 年 | 841,519 | 292,171 | 261,022 | 547,852 | 1,496 | C.Y.1997 |
| 10 年 | 791,942 | 305,347 | 266,052 | 485,394 | 1,201 | C.Y.1998 |
| 11 年 | 730,178 | 328,506 | 289,390 | 400,593 | 1,079 | C.Y.1999 |
| 12 年 | 740,297 | 383,926 | 345,646 | 355,257 | 1,114 | C.Y.2000 |
| 13 年 | 760,329 | 453,099 | 414,985 | 306,633 | 597 | C.Y.2001 |
| 12 年 度 | 761,053 | 413,760 | 375,488 | 346,202 | 1,091 | F.Y.2000 |
| 13 年 度 | — | 437,867 | 399,381 | — | — | F.Y.2001 |
| 13年1—3月 | 221,837 | 140,172 | 130,461 | 81,386 | 279 | Q 1 2001 |
| 4—6月 | 177,032 | 101,098 | 91,804 | 75,712 | 222 | Q 2 |
| 7—9月 | 172,117 | 97,771 | 88,172 | 74,291 | 55 | Q 3 |
| 10—12月 | 189,343 | 114,058 | 104,548 | 75,244 | 41 | Q 4 |
| 14年1—3月 | — | 124,940 | 114,857 | — | — | Q 1 2002 |
| 13年 1月 | 79,912 | 51,483 | 48,119 | 28,331 | 98 | Jan.2001 |
| 2月 | 70,089 | 44,525 | 41,552 | 25,480 | 84 | Feb. |
| 3月 | 71,836 | 44,164 | 40,790 | 27,575 | 97 | Mar. |
| 4月 | 61,475 | 36,195 | 33,003 | 25,195 | 85 | Apr. |
| 5月 | 60,692 | 34,891 | 31,690 | 25,724 | 77 | May |
| 6月 | 54,865 | 30,012 | 27,111 | 24,793 | 60 | Jun |
| 7月 | 56,853 | 32,233 | 28,737 | 24,593 | 27 | Jul. |
| 8月 | 58,986 | 33,302 | 30,385 | 25,670 | 14 | Aug. |
| 9月 | 56,278 | 32,236 | 29,050 | 24,028 | 14 | Sep. |
| 10月 | 57,516 | 32,650 | 29,703 | 24,851 | 15 | Oct. |
| 11月 | 63,119 | 38,287 | 35,148 | 24,817 | 15 | Nov. |
| 12月 | 68,708 | 43,121 | 39,697 | 25,576 | 11 | Dec. |
| 14年 1月 | ... | 42,973 | 39,733 | ... | ... | Jan.2002 |
| 2月 | ... | 41,751 | 38,465 | ... | ... | Feb. |
| 3月 | ... | 40,216 | 36,659 | ... | ... | Mar. |

注:平成14年1月より調査票改正により中質・重質・特重質は不明。

(4) 原油鉱場経済産業局別電力消費/ Crude Oil Fields' Consumption of Electricity by Regional Bureau of Economy Trade and Industry

(単位:kWh/Unit:kWh)

| 区 分 | 計 Total | Category | | | |
|---------|------------|-----------------|--------------|-------------|----------|
| | | 北海道 Hokkaido | 東北 Tohoku | 関東 Kanto | |
| 平成9 年 | 17,605,582 | 1,434,696 | 6,376,529 | 9,794,357 | C.Y.1997 |
| 10 年 | 17,787,438 | 1,841,261 | 7,012,750 | 8,933,427 | C.Y.1998 |
| 11 年 | 16,756,564 | 1,982,713 | 6,688,229 | 8,085,622 | C.Y.1999 |
| 12 年 | 15,793,318 | 2,261,268 | 5,485,696 | 8,046,354 | C.Y.2000 |
| 13 年 | 15,018,372 | 2,352,151 | 4,878,790 | 7,787,508 | C.Y.2001 |
| 12 年 度 | 15,815,109 | 2,248,206 | 5,427,483 | 8,139,420 | F.Y.2000 |
| 13 年 度 | ... | ... | ... | ... | F.Y.2001 |
| 13年1—3月 | 4,138,305 | 589,668 | 1,482,807 | 2,065,830 | Q 1 2001 |
| 4—6月 | 3,600,855 | 573,429 | 1,223,769 | 1,803,660 | Q 2 |
| 7—9月 | 3,582,184 | 586,315 | 1,081,225 | 1,914,729 | Q 3 |
| 10—12月 | 3,697,028 | 602,739 | 1,090,989 | 2,003,289 | Q 4 |
| 14年1—3月 | ... | ... | ... | ... | Q 1 2002 |
| 13年 1月 | 1,422,160 | 210,191 | 511,800 | 700,169 | Jan.2001 |
| 2月 | 1,360,412 | 179,565 | 507,649 | 673,198 | Feb. |
| 3月 | 1,355,733 | 199,912 | 463,358 | 692,463 | Mar. |
| 4月 | 1,277,895 | 192,033 | 489,943 | 595,919 | Apr. |
| 5月 | 1,150,134 | 205,101 | 352,839 | 592,194 | May |
| 6月 | 1,172,826 | 176,295 | 380,987 | 615,547 | Jun |
| 7月 | 1,114,704 | 189,482 | 356,547 | 568,760 | Jul. |
| 8月 | 1,217,192 | 198,768 | 362,003 | 656,421 | Aug. |
| 9月 | 1,250,288 | 198,065 | 362,675 | 689,548 | Sep. |
| 10月 | 1,194,869 | 200,973 | 346,961 | 646,935 | Oct. |
| 11月 | 1,227,550 | 194,783 | 369,612 | 663,155 | Nov. |
| 12月 | 1,274,609 | 206,983 | 374,416 | 693,199 | Dec. |
| 14年 1月 | ... | ... | ... | ... | Jan.2002 |
| 2月 | ... | ... | ... | ... | Feb. |
| 3月 | ... | ... | ... | ... | Mar. |

注:平成14年1月以降調査中止のため年度数値は不明。

(5) 原油輸入 / Import of Crude oil

① 原油地域別、国別輸入 / Import by Crude oil Area or Country

| 区 分 | 合 計 | | 中 国 | 南 方 計 | マレーシア | ブルネイ | インドネシア | タ イ | 東チモール |
|----------------|-------------|------------|------------|-----------------|-----------|------------|-----------|----------|------------|
| | Totals | | China | South East Asia | Malaysia | Brunei | Indonesia | Thailand | East Timor |
| 1 平成9 年 | 271,700,989 | 12,868,215 | 26,907,029 | 3,542,827 | 2,335,632 | 16,137,124 | 130,800 | — | |
| 2 10 年 | 254,828,295 | 8,553,106 | 21,805,723 | 2,904,148 | 1,624,371 | 13,948,662 | — | — | |
| 3 11 年 | 250,425,538 | 5,945,354 | 22,692,487 | 3,000,189 | 1,949,961 | 14,501,108 | — | 217,982 | |
| 4 12 年 | 250,577,781 | 6,008,054 | 19,378,415 | 1,774,927 | 1,824,606 | 12,879,642 | 70,226 | 49,911 | |
| 5 13 年 | 247,089,364 | 4,182,260 | 17,300,577 | 1,869,094 | 1,805,754 | 10,713,428 | 170,645 | 206,722 | |
| 6 平成12 年 度 | 254,603,842 | 5,487,762 | 19,119,567 | 1,941,202 | 2,037,871 | 12,254,961 | 70,226 | 49,911 | |
| 7 13 年 度 | 239,775,186 | 4,046,434 | 16,622,807 | 2,159,045 | 1,551,065 | 10,390,829 | 170,645 | 206,722 | |
| 8 平成13年 1~3 月 | 69,500,337 | 1,129,909 | 4,591,247 | 540,844 | 700,004 | 2,674,244 | — | — | |
| 9 4~6 月 | 57,733,913 | 952,636 | 4,231,028 | 544,983 | 295,278 | 2,551,803 | — | 104,675 | |
| 10 7~9 月 | 59,913,752 | 1,313,816 | 4,871,932 | 375,318 | 261,976 | 3,350,260 | 124,668 | — | |
| 11 10~12 月 | 59,941,362 | 785,899 | 3,606,370 | 407,949 | 548,496 | 2,137,121 | 45,977 | 102,047 | |
| 12 平成14年 1~3 月 | 62,186,159 | 994,083 | 3,913,477 | 830,795 | 445,315 | 2,351,645 | — | — | |
| 13 平成13 1 月 | 23,487,243 | 410,363 | 1,527,447 | 292,737 | 284,171 | 718,567 | — | — | |
| 14 2 月 | 22,131,778 | 349,542 | 1,360,345 | 55,402 | 168,445 | 1,005,454 | — | — | |
| 15 3 月 | 23,881,316 | 370,004 | 1,703,455 | 192,705 | 247,388 | 950,223 | — | — | |
| 16 4 月 | 20,514,025 | 333,391 | 1,252,964 | 64,871 | 176,000 | 689,302 | — | 104,675 | |
| 17 5 月 | 19,924,883 | 298,045 | 1,592,888 | 349,009 | 55,440 | 1,018,112 | — | — | |
| 18 6 月 | 17,295,005 | 321,200 | 1,385,176 | 131,103 | 63,838 | 844,389 | — | — | |
| 19 7 月 | 18,660,063 | 355,389 | 1,468,833 | 122,890 | 94,858 | 1,167,817 | — | — | |
| 20 8 月 | 21,234,485 | 527,300 | 1,835,559 | 117,379 | 25,790 | 1,280,366 | 66,267 | — | |
| 21 9 月 | 20,019,204 | 431,127 | 1,567,540 | 135,049 | 141,328 | 902,077 | 58,401 | — | |
| 22 10 月 | 21,017,666 | 264,576 | 1,493,829 | 61,391 | 196,215 | 822,234 | 45,977 | 102,047 | |
| 23 11 月 | 18,555,377 | 248,241 | 1,121,124 | 115,125 | 243,750 | 762,249 | — | — | |
| 24 12 月 | 20,368,319 | 273,082 | 991,417 | 231,433 | 108,531 | 552,638 | — | — | |
| 25 平成14年 1 月 | 20,328,487 | 352,241 | 1,229,863 | 100,944 | 55,325 | 979,319 | — | — | |
| 26 2 月 | 19,506,221 | 210,733 | 1,409,425 | 451,402 | 223,103 | 637,845 | — | — | |
| 27 3 月 | 22,351,451 | 431,109 | 1,274,189 | 278,449 | 166,887 | 734,481 | — | — | |

| 区 分 | 中 東 | | | 北 米 | | | 中 南 米 計 Central and South of America | |
|----------------|--------------|---------------|-----------------------|---------------|---------------|-----------------|---|---------------|
| | オマーン Oman | イエメン Yemen | アラブ首長 国連邦 U・A・E | 欧州計 Europe | ロシア Russia | ノルウェー Norway | | アメリカ U・S・A |
| 1 平成9 年 | 13,972,794 | 1,066,150 | 71,844,175 | — | — | — | 512,321 | 3,490,437 |
| 2 10 年 | 12,543,029 | 1,051,843 | 70,658,356 | 296,070 | — | 296,070 | 426,801 | 2,087,204 |
| 3 11 年 | 15,954,444 | 274,587 | 63,104,714 | 659,087 | — | 659,087 | 1,690,902 | 1,890,559 |
| 4 12 年 | 11,275,361 | 203,063 | 63,072,384 | 337,121 | — | 337,121 | 1,218,250 | 2,520,669 |
| 5 13 年 | 14,528,334 | 226,337 | 59,473,646 | 329,654 | 329,654 | — | — | 1,549,555 |
| 6 平成12 年 度 | 11,470,100 | 328,754 | 65,112,117 | 160,093 | — | 160,093 | 273,121 | 2,244,629 |
| 7 13 年 度 | 14,401,781 | 160,503 | 57,200,118 | 515,869 | 329,654 | 186,215 | — | 997,491 |
| 8 平成13年 1~3 月 | 3,065,156 | 125,691 | 17,844,026 | — | — | — | — | 658,663 |
| 9 4~6 月 | 3,827,840 | — | 14,074,444 | 115,378 | 115,378 | — | — | 395,245 |
| 10 7~9 月 | 3,836,992 | — | 13,877,602 | 97,443 | 97,443 | — | — | 103,502 |
| 11 10~12 月 | 3,798,346 | 100,646 | 13,677,574 | 116,833 | 116,833 | — | — | 392,145 |
| 12 平成14年 1~3 月 | 2,938,603 | 59,857 | 15,570,498 | 186,215 | — | 186,215 | — | 106,599 |
| 13 平成13年 1 月 | 771,985 | 94,206 | 6,129,132 | — | — | — | — | — |
| 14 2 月 | 1,034,570 | — | 5,716,743 | — | — | — | — | 374,643 |
| 15 3 月 | 1,258,601 | 31,485 | 5,998,151 | — | — | — | — | 284,020 |
| 16 4 月 | 1,296,421 | — | 5,396,762 | — | — | — | — | 289,855 |
| 17 5 月 | 1,568,729 | — | 4,753,970 | — | — | — | — | — |
| 18 6 月 | 962,690 | — | 3,923,712 | 115,378 | 115,378 | — | — | 105,390 |
| 19 7 月 | 1,137,478 | — | 4,174,041 | — | — | — | — | 103,502 |
| 20 8 月 | 1,481,317 | — | 4,874,098 | — | — | — | — | — |
| 21 9 月 | 1,218,197 | — | 4,829,463 | 97,443 | 97,443 | — | — | — |
| 22 10 月 | 1,476,747 | 46,527 | 4,485,692 | — | — | — | — | 103,215 |
| 23 11 月 | 1,108,980 | — | 4,206,092 | — | — | — | — | 288,930 |
| 24 12 月 | 1,212,619 | 54,119 | 4,985,790 | 116,833 | 116,833 | — | — | — |
| 25 平成14年 1 月 | 1,087,067 | — | 4,296,516 | 90,608 | — | 90,608 | — | 106,599 |
| 26 2 月 | 707,956 | — | 5,160,780 | 95,607 | — | 95,607 | — | — |
| 27 3 月 | 1,143,580 | 59,857 | 6,113,202 | — | — | — | — | — |

(単位: kl/Unit: kl)

| ベトナム | 中東計 | イラン | イラク | サウジアラビア | クウェート | 中立地帯計 | カタール | Category | |
|-----------|-------------|------------|-----------|--------------|------------|---------------|------------|-----------|----|
| Vietnam | Middle East | Iran | Iraq | Saudi Arabia | Kuwait | Neutral areas | Qatar | | |
| 4,760,646 | 224,015,163 | 26,617,269 | 873,913 | 60,082,313 | 16,018,772 | 14,493,670 | 19,046,107 | C.Y. 1997 | 1 |
| 3,328,542 | 218,087,517 | 27,465,385 | 997,934 | 53,538,901 | 14,401,127 | 13,781,125 | 23,649,817 | C.Y. 1998 | 2 |
| 3,023,247 | 213,368,098 | 29,182,923 | 5,693,629 | 47,182,811 | 15,035,867 | 13,637,225 | 23,301,898 | C.Y. 1999 | 3 |
| 2,779,103 | 214,799,284 | 28,715,650 | 4,168,470 | 53,102,639 | 17,176,607 | 13,626,776 | 23,458,334 | C.Y. 2000 | 4 |
| 2,534,934 | 218,454,066 | 31,371,752 | 314,355 | 55,012,235 | 18,013,754 | 13,216,478 | 26,297,175 | C.Y. 2001 | 5 |
| 2,765,396 | 221,852,000 | 29,229,358 | 3,585,904 | 54,897,961 | 18,838,998 | 13,843,151 | 24,545,657 | F.Y. 2000 | 6 |
| 2,144,501 | 210,837,568 | 29,874,072 | 588,961 | 53,364,907 | 17,219,300 | 12,433,438 | 25,594,488 | F.Y. 2001 | 7 |
| 676,155 | 61,896,682 | 8,433,815 | — | 15,797,131 | 5,668,223 | 3,751,059 | 7,211,581 | Q 1 2001 | 8 |
| 734,289 | 50,840,072 | 7,395,029 | — | 12,837,943 | 3,931,543 | 2,969,859 | 5,803,414 | Q 2 | 9 |
| 759,710 | 51,672,231 | 8,051,066 | — | 12,706,730 | 3,570,641 | 3,207,626 | 6,421,574 | Q 3 | 10 |
| 364,780 | 54,045,081 | 7,491,842 | 314,355 | 13,670,431 | 4,843,347 | 3,287,934 | 6,860,606 | Q 4 | 11 |
| 285,722 | 54,280,184 | 6,936,135 | 274,606 | 14,149,803 | 4,873,769 | 2,968,019 | 6,508,894 | Q 1 2002 | 12 |
| 231,972 | 21,062,640 | 3,237,047 | — | 5,144,447 | 1,807,712 | 1,229,008 | 2,649,103 | Jan. 2001 | 13 |
| 131,044 | 19,757,348 | 2,597,848 | — | 4,781,480 | 2,090,109 | 1,191,151 | 2,345,447 | Feb | 14 |
| 313,139 | 21,076,694 | 2,598,920 | — | 5,871,204 | 1,770,402 | 1,330,900 | 2,217,031 | Mar | 15 |
| 218,116 | 18,320,227 | 2,821,475 | — | 4,139,529 | 1,025,670 | 1,177,978 | 2,462,392 | Apr | 16 |
| 170,327 | 17,612,295 | 2,594,807 | — | 4,498,804 | 1,764,172 | 827,734 | 1,604,079 | May | 17 |
| 345,846 | 14,907,550 | 1,978,747 | — | 4,199,610 | 1,141,701 | 964,147 | 1,736,943 | Jun | 18 |
| 83,268 | 16,207,665 | 2,392,905 | — | 4,355,540 | 1,366,176 | 860,662 | 1,920,863 | Jul | 19 |
| 345,757 | 17,938,024 | 2,762,298 | — | 4,133,350 | 946,613 | 1,238,250 | 2,502,098 | Aug | 20 |
| 330,685 | 17,526,542 | 2,895,863 | — | 4,217,840 | 1,257,852 | 1,108,714 | 1,998,613 | Sep | 21 |
| 265,965 | 18,724,571 | 2,257,496 | 314,355 | 4,604,695 | 1,722,588 | 1,418,506 | 2,397,965 | Oct | 22 |
| — | 16,642,280 | 2,420,498 | — | 4,517,459 | 1,421,708 | 734,914 | 2,232,629 | Nov | 23 |
| 98,815 | 18,678,230 | 2,813,848 | — | 4,548,277 | 1,699,051 | 1,134,514 | 2,230,012 | Dec | 24 |
| 94,275 | 17,692,091 | 2,111,527 | — | 5,508,327 | 1,504,515 | 1,129,568 | 2,054,571 | Jan. 2002 | 25 |
| 97,075 | 16,749,524 | 2,372,596 | — | 3,825,405 | 1,823,434 | 955,217 | 1,904,136 | Feb | 26 |
| 94,372 | 19,838,569 | 2,452,012 | 274,606 | 4,816,071 | 1,545,820 | 883,234 | 2,550,187 | Mar | 27 |

| メキシコ | エクアドル | アフリカ計 | エジプト | ナイジェリア | ガボン | アンゴラ | スーダン | Category | |
|-----------|---------|-----------|---------|-----------|---------|---------|-----------|-----------|----|
| Mexico | Ecuador | Africa | Egypt | Nigeria | Gabon | Angola | Sudan | | |
| 3,490,437 | — | 1,801,552 | 141,505 | 1,322,868 | 337,179 | — | — | C.Y. 1997 | 1 |
| 2,087,204 | — | 1,201,127 | — | 741,689 | 298,836 | 160,602 | — | C.Y. 1998 | 2 |
| 1,890,559 | — | 2,267,713 | — | 1,405,171 | 319,215 | 96,659 | 446,668 | C.Y. 1999 | 3 |
| 2,309,754 | 210,915 | 2,656,089 | 274,069 | 905,933 | — | — | 1,476,087 | C.Y. 2000 | 4 |
| 1,232,201 | 317,354 | 2,533,705 | — | 778,058 | — | 150,291 | 1,605,356 | C.Y. 2001 | 5 |
| 1,923,077 | 321,552 | 1,776,517 | 274,069 | 604,148 | — | — | 898,300 | F.Y. 2000 | 6 |
| 684,175 | 313,316 | 4,045,625 | — | 1,699,281 | — | 768,632 | 1,577,712 | F.Y. 2001 | 7 |
| 548,026 | 110,637 | 222,020 | — | — | — | — | 222,020 | Q 1 2001 | 8 |
| 395,245 | — | 641,081 | — | — | — | — | 641,081 | Q 2 | 9 |
| — | 103,502 | 1,012,395 | — | 301,561 | — | — | 710,834 | Q 3 | 10 |
| 288,930 | 103,215 | 658,209 | — | 476,497 | — | 150,291 | 31,421 | Q 4 | 11 |
| — | 106,599 | 1,733,940 | — | 921,223 | — | 618,341 | 194,376 | Q 1 2002 | 12 |
| — | — | 71,101 | — | — | — | — | 71,101 | Jan. 2001 | 13 |
| 264,006 | 110,637 | — | — | — | — | — | — | Feb | 14 |
| 284,020 | — | 150,919 | — | — | — | — | 150,919 | Mar | 15 |
| 289,855 | — | 96,569 | — | — | — | — | 96,569 | Apr | 16 |
| — | — | 362,292 | — | — | — | — | 362,292 | May | 17 |
| 105,390 | — | 182,220 | — | — | — | — | 182,220 | Jun | 18 |
| — | 103,502 | 252,707 | — | — | — | — | 252,707 | Jul | 19 |
| — | — | 592,398 | — | 301,561 | — | — | 290,837 | Aug | 20 |
| — | — | 167,290 | — | — | — | — | 167,290 | Sep | 21 |
| — | 103,215 | 349,452 | — | 318,031 | — | — | 31,421 | Oct | 22 |
| 288,930 | — | — | — | — | — | — | — | Nov | 23 |
| — | — | 308,757 | — | 158,466 | — | 150,291 | — | Dec | 24 |
| — | 106,599 | 412,770 | — | 318,012 | — | — | 94,758 | Jan. 2002 | 25 |
| — | — | 709,296 | — | 301,492 | — | 308,186 | 99,618 | Feb | 26 |
| — | — | 611,874 | — | 301,719 | — | 310,155 | — | Mar | 27 |

| 区分 | 大洋州計 | | | Category | | |
|----|---------|----------------------|-------------------------|----------|-----------|----|
| | Oceania | オーストラリア Australia | ニュージーランド New Zealand | | | |
| 1 | 平成9年 | 2,106,272 | 2,106,271 | — | C.Y. 1997 | 1 |
| 2 | 10年 | 2,370,747 | 2,291,154 | 79,591 | C.Y. 1998 | 2 |
| 3 | 11年 | 1,911,338 | 1,911,338 | — | C.Y. 1999 | 3 |
| 4 | 12年 | 3,659,899 | 3,652,139 | 7,760 | C.Y. 2000 | 4 |
| 5 | 13年 | 2,739,547 | 2,739,547 | — | C.Y. 2001 | 5 |
| 6 | 平成12年度 | 3,690,153 | 3,682,393 | 7,760 | F.Y. 2000 | 6 |
| 7 | 13年 | 2,709,392 | 2,709,392 | — | F.Y. 2001 | 7 |
| 8 | 平成13年 | 1,001,816 | 1,001,816 | — | Q 1 2001 | 8 |
| 9 | 4~6月 | 558,473 | 558,473 | — | Q 2 | 9 |
| 10 | 7~9月 | 842,433 | 842,433 | — | Q 3 | 10 |
| 11 | 10~12月 | 336,825 | 336,825 | — | Q 4 | 11 |
| 12 | 平成14年 | 971,661 | 971,661 | — | Q 1 2002 | 12 |
| 13 | 平成13年 | 415,692 | 415,692 | — | Jan. 2001 | 13 |
| 14 | 2月 | 289,900 | 289,900 | — | Feb | 14 |
| 15 | 3月 | 296,224 | 296,224 | — | Mar | 15 |
| 16 | 4月 | 221,019 | 221,019 | — | Apr | 16 |
| 17 | 5月 | 59,363 | 59,363 | — | May | 17 |
| 18 | 6月 | 278,091 | 278,091 | — | Jun | 18 |
| 19 | 7月 | 271,967 | 271,967 | — | Jul | 19 |
| 20 | 8月 | 341,204 | 341,204 | — | Aug | 20 |
| 21 | 9月 | 229,262 | 229,262 | — | Sep | 21 |
| 22 | 10月 | 82,023 | 82,023 | — | Oct | 22 |
| 23 | 11月 | 254,802 | 254,802 | — | Nov | 23 |
| 24 | 12月 | — | — | — | Dec | 24 |
| 25 | 平成14年 | 444,315 | 444,315 | — | Jan. 2002 | 25 |
| 26 | 2月 | 331,636 | 331,636 | — | Feb | 26 |
| 27 | 3月 | 195,710 | 195,710 | — | Mar | 27 |

| 区分 | 中国 | | 南方計 South East Asia | マレーシア | | | | | |
|----|-------------------------|------------------|---------------------------|------------|---------------------|---------------------------|----------------|-----------------|---------|
| | China | | | Malaysia | タピス・ブレンド Tapis-B | テレンガノ・コンデンセート Tereng-C | デュラン Dulang | ブンガケクワ Kekwa | |
| | 南海 ミディウム Nanhai-L | シージャン Xijiang | | | | | | | |
| 1 | 平成9年 | 283,551 | 239,534 | 26,907,029 | 3,542,827 | 67,932 | 183,328 | 283,499 | 31,259 |
| 2 | 10年 | 172,447 | 162,139 | 21,805,723 | 2,904,148 | 156,162 | 45,881 | 20,697 | 182,085 |
| 3 | 11年 | 184,258 | — | 22,692,487 | 3,000,189 | 627,334 | — | 69,919 | — |
| 4 | 12年 | 203,152 | 163,458 | 19,378,415 | 1,774,927 | 90,852 | — | 69,615 | — |
| 5 | 13年 | 143,839 | 313,182 | 17,300,577 | 1,869,094 | 90,998 | — | 69,140 | — |
| 6 | 平成12年度 | 187,293 | 229,408 | 19,119,567 | 1,941,202 | 181,850 | — | 69,615 | — |
| 7 | 13年 | 267,856 | 163,341 | 16,622,807 | 2,159,045 | 256,210 | — | 187,580 | — |
| 8 | 平成13年 | — | 149,841 | 4,591,247 | 540,844 | 90,998 | — | — | — |
| 9 | 4~6月 | 46,739 | — | 4,231,028 | 544,983 | — | — | 69,140 | — |
| 10 | 7~9月 | 66,934 | 83,758 | 4,871,932 | 375,318 | — | — | — | — |
| 11 | 10~12月 | 30,166 | 79,583 | 3,606,370 | 407,949 | — | — | — | — |
| 12 | 平成14年 | 124,017 | — | 3,913,477 | 830,795 | 256,210 | — | 118,440 | — |
| 13 | 平成13年 | — | 79,409 | 1,527,447 | 292,737 | 90,998 | — | — | — |
| 14 | 2月 | — | — | 1,360,345 | 55,402 | — | — | — | — |
| 15 | 3月 | — | 70,432 | 1,703,455 | 192,705 | — | — | — | — |
| 16 | 4月 | 46,739 | — | 1,252,964 | 64,871 | — | — | — | — |
| 17 | 5月 | — | — | 1,592,888 | 349,009 | — | — | — | — |
| 18 | 6月 | — | — | 1,385,176 | 131,103 | — | — | 69,140 | — |
| 19 | 7月 | — | — | 1,468,833 | 122,890 | — | — | — | — |
| 20 | 8月 | 66,934 | 83,758 | 1,835,559 | 117,379 | — | — | — | — |
| 21 | 9月 | — | — | 1,567,540 | 135,049 | — | — | — | — |
| 22 | 10月 | — | 79,583 | 1,493,829 | 61,391 | — | — | — | — |
| 23 | 11月 | 30,166 | — | 1,121,124 | 115,125 | — | — | — | — |
| 24 | 12月 | — | — | 991,417 | 231,433 | — | — | — | — |
| 25 | 平成14年 | 60,385 | — | 1,229,863 | 100,944 | — | — | — | — |
| 26 | 2月 | — | — | 1,409,425 | 451,402 | 256,210 | — | 70,721 | — |
| 27 | 3月 | 63,632 | — | 1,274,189 | 278,449 | — | — | 47,719 | — |

② 原油油種別輸入/Import of Kind of Crude Oil

(単位:kl/Unit:kl)

| 区分 | 合計 Totals | 中国計 China | | | | | | |
|-----------|--------------|--------------|------------|-----------|------------|---------|-----------|---------|
| | | 大慶 | 勝利 | 劉華 | 渤海 ライト2 | 陸豊 | 南海ライト | |
| | | Taching | Shengli | Liuhua | Bohai-L2 | Lu Feng | Nanghai-L | |
| 1 平成9年 | 271,700,988 | 12,868,215 | 10,752,949 | 1,265,737 | 66,595 | 105,118 | — | 154,731 |
| 2 10年 | 254,828,293 | 8,553,106 | 7,363,343 | 445,838 | — | 60,554 | 348,785 | — |
| 3 11年 | 250,425,538 | 5,945,354 | 5,705,725 | — | — | 55,371 | — | — |
| 4 12年 | 250,577,781 | 6,008,054 | 4,777,965 | — | — | — | 510,342 | 353,137 |
| 5 13年 | 247,089,364 | 4,182,260 | 3,584,505 | — | — | — | 140,734 | — |
| 6 平成12年 | 254,603,842 | 5,487,762 | 4,420,328 | — | — | — | 370,191 | 280,542 |
| 7 13年 | 239,775,186 | 4,046,434 | 3,474,503 | — | — | — | 140,734 | — |
| 8 平成13年 | 69,500,337 | 1,129,909 | 980,068 | — | — | — | — | — |
| 9 1~3月 | 57,733,913 | 952,636 | 905,897 | — | — | — | — | — |
| 10 4~6月 | 59,913,752 | 1,313,816 | 1,022,390 | — | — | — | 140,734 | — |
| 11 7~9月 | 59,941,362 | 785,899 | 676,150 | — | — | — | — | — |
| 12 10~12月 | 62,186,159 | 994,083 | 870,066 | — | — | — | — | — |
| 13 平成14年 | 23,487,243 | 410,363 | 330,954 | — | — | — | — | — |
| 14 1月 | 22,131,778 | 349,542 | 349,542 | — | — | — | — | — |
| 15 2月 | 23,881,316 | 370,004 | 299,572 | — | — | — | — | — |
| 16 3月 | 20,514,025 | 333,391 | 286,652 | — | — | — | — | — |
| 17 4月 | 19,924,883 | 298,045 | 298,045 | — | — | — | — | — |
| 18 5月 | 17,295,005 | 321,200 | 321,200 | — | — | — | — | — |
| 19 6月 | 18,660,063 | 355,389 | 289,208 | — | — | — | 66,181 | — |
| 20 7月 | 21,234,485 | 527,300 | 376,608 | — | — | — | — | — |
| 21 8月 | 20,019,204 | 431,127 | 356,574 | — | — | — | 74,553 | — |
| 22 9月 | 21,017,666 | 264,576 | 184,993 | — | — | — | — | — |
| 23 10月 | 18,555,377 | 248,241 | 218,075 | — | — | — | — | — |
| 24 11月 | 20,368,319 | 273,082 | 273,082 | — | — | — | — | — |
| 25 12月 | 20,328,487 | 352,241 | 291,856 | — | — | — | — | — |
| 26 平成14年 | 19,506,221 | 210,733 | 210,733 | — | — | — | — | — |
| 27 1月 | 22,351,451 | 431,109 | 367,477 | — | — | — | — | — |

| 南 | | | | 方 South East Asia | | | | Category | |
|-----------|---------------|-----------|---------|-------------------|-----------|----------|----------|-----------|----|
| ミリ・ライト | ビンツール・コンデンセート | ラブアン・ライト | マサ | ブルネイ計 | | | | | |
| | | | | ブルネイ | ライト・セリア | チャンピオン | ブルネイ・ライト | | |
| Miri-L | Bintul-C | Labuan-L | Masa | Brunei | L-Seria | Champion | Brunei-L | | |
| 1,740,191 | 140,732 | 1,095,886 | — | 2,335,632 | 1,825,060 | 292,563 | — | C.Y. 1997 | 1 |
| 1,429,934 | 391,245 | 678,144 | — | 1,624,371 | 1,326,218 | 75,427 | — | C.Y. 1998 | 2 |
| 1,567,758 | 460,905 | 154,141 | 120,132 | 1,949,961 | 1,563,570 | — | 151,156 | C.Y. 1999 | 3 |
| 1,383,665 | 230,795 | — | — | 1,824,606 | 1,561,127 | — | — | C.Y. 2000 | 4 |
| 1,482,272 | 130,039 | 96,645 | — | 1,805,754 | 1,649,245 | — | — | C.Y. 2001 | 5 |
| 1,493,163 | 196,574 | — | — | 2,037,871 | 1,793,814 | — | — | F.Y. 2000 | 6 |
| 1,464,154 | 98,408 | 96,645 | 56,048 | 1,551,065 | 1,421,205 | — | — | F.Y. 2001 | 7 |
| 418,215 | 31,631 | — | — | 700,004 | 623,778 | — | — | Q 1 2001 | 8 |
| 280,790 | 98,408 | 96,645 | — | 295,278 | 277,561 | — | — | Q 2 | 9 |
| 375,318 | — | — | — | 261,976 | 236,186 | — | — | Q 3 | 10 |
| 407,949 | — | — | — | 548,496 | 511,720 | — | — | Q 4 | 11 |
| 400,097 | — | — | 56,048 | 445,315 | 395,738 | — | — | Q 1 2002 | 12 |
| 170,108 | 31,631 | — | — | 284,171 | 252,522 | — | — | Jan. 2001 | 13 |
| 55,402 | — | — | — | 168,445 | 168,445 | — | — | Feb | 14 |
| 192,705 | — | — | — | 247,388 | 202,811 | — | — | Mar | 15 |
| 31,581 | 33,290 | — | — | 176,000 | 158,283 | — | — | Apr | 16 |
| 219,032 | 33,332 | 96,645 | — | 55,440 | 55,440 | — | — | May | 17 |
| 30,177 | 31,786 | — | — | 63,838 | 63,838 | — | — | Jun | 18 |
| 122,890 | — | — | — | 94,858 | 94,858 | — | — | Jul | 19 |
| 117,379 | — | — | — | 25,790 | — | — | — | Aug | 20 |
| 135,049 | — | — | — | 141,328 | 141,328 | — | — | Sep | 21 |
| 61,391 | — | — | — | 196,215 | 196,215 | — | — | Oct | 22 |
| 115,125 | — | — | — | 243,750 | 206,974 | — | — | Nov | 23 |
| 231,433 | — | — | — | 108,531 | 108,531 | — | — | Dec | 24 |
| 100,944 | — | — | — | 55,325 | 55,325 | — | — | Jan. 2002 | 25 |
| 68,423 | — | — | 56,048 | 223,103 | 173,526 | — | — | Feb | 26 |
| 230,730 | — | — | — | 166,887 | 166,887 | — | — | Mar | 27 |

| 区 分 | 南 | | | | 方 | | | | |
|---------------|----------------------------|--------------------------|------------------|-----------------|------------------------|----------------|--------------|--------------------------|--|
| | セリア・ コンデンセート Seria—C | インドネシ ア計 Indonesia | アルジュナ Ardjuna | ア タ カ Attaka | カジ・ セモガ Kajisemo | シ ン タ Cinta | デュリー Duri | スマトラ・ ライト Sumatr—L | |
| | | | | | | | | | |
| 1 平成9 年 | 218,009 | 16,137,124 | 184,319 | 290,536 | — | 1,849,183 | 1,907,453 | 7,029,250 | |
| 2 10 年 | 222,726 | 13,948,662 | 89,827 | 137,516 | — | 2,063,456 | 1,222,156 | 6,901,103 | |
| 3 11 年 | 235,235 | 14,501,108 | — | 112,490 | — | 1,498,028 | 1,186,149 | 8,724,852 | |
| 4 12 年 | 263,479 | 12,879,642 | — | 112,436 | 249,620 | 1,626,186 | 1,422,367 | 6,853,884 | |
| 5 13 年 | 156,509 | 10,713,428 | — | 155,234 | — | 1,554,824 | 750,261 | 5,767,120 | |
| 6 平成12 年 | 244,057 | 12,254,961 | — | 126,125 | 69,329 | 1,614,898 | 1,175,605 | 6,706,553 | |
| 7 13 年 | 129,860 | 10,390,829 | — | 145,692 | — | 1,443,627 | 862,163 | 5,528,175 | |
| 8 平成13年 1~3月 | 76,226 | 2,674,244 | — | 41,398 | — | 368,194 | 125,729 | 1,488,583 | |
| 9 4~6月 | 17,717 | 2,551,803 | — | 50,021 | — | 380,843 | 103,638 | 1,413,931 | |
| 10 7~9月 | 25,790 | 3,350,260 | — | 32,210 | — | 505,334 | 356,060 | 1,822,017 | |
| 11 10~12月 | 36,776 | 2,137,121 | — | 31,605 | — | 300,453 | 164,834 | 1,042,589 | |
| 12 平成14年 1~3月 | 49,577 | 2,351,645 | — | 31,856 | — | 256,997 | 237,631 | 1,249,638 | |
| 13 平成13年 1月 | 31,649 | 718,567 | — | — | — | 104,650 | 41,941 | 383,678 | |
| 14 2月 | — | 1,005,454 | — | 12,632 | — | 185,438 | 10,712 | 621,803 | |
| 15 3月 | 44,577 | 950,223 | — | 28,766 | — | 78,106 | 73,076 | 483,102 | |
| 16 4月 | 17,717 | 689,302 | — | 23,207 | — | 71,208 | 47,611 | 442,656 | |
| 17 5月 | — | 1,018,112 | — | — | — | 196,721 | — | 569,298 | |
| 18 6月 | — | 844,389 | — | 26,814 | — | 112,914 | 56,027 | 401,977 | |
| 19 7月 | — | 1,167,817 | — | — | — | 195,808 | 100,965 | 640,156 | |
| 20 8月 | 25,790 | 1,280,366 | — | — | — | 182,632 | 183,362 | 749,942 | |
| 21 9月 | — | 902,077 | — | 32,210 | — | 126,894 | 71,733 | 431,919 | |
| 22 10月 | — | 822,234 | — | 31,605 | — | 115,329 | 93,930 | 390,807 | |
| 23 11月 | 36,776 | 762,249 | — | — | — | 112,810 | — | 478,928 | |
| 24 12月 | — | 552,638 | — | — | — | 72,314 | 70,904 | 172,854 | |
| 25 平成14年 1月 | — | 979,319 | — | — | — | 83,226 | 76,566 | 558,959 | |
| 26 2月 | 49,577 | 637,845 | — | 31,856 | — | 107,641 | 93,823 | 331,214 | |
| 27 3月 | — | 734,481 | — | — | — | 66,130 | 67,242 | 359,465 | |

| 区 分 | 南 | | | | 方 | | | |
|---------------|--------------------------|---------------|-----------------|-----------------------------|-------------------------------|-----------------------------|---------------|----------------------------|
| | イ ン ド ネ シ ア Indonesia | | | | | | | |
| | アタカ・ バダック Atak—Bad | ベリダ Belida | ボンタン Bontang | セニバ・ コンデンセート Seniph—C | ボンタン・ コンデンセート Bontang—C | ハンディル ミックス Handil—Mix | ブニュー Bunju | ゲラガイ・ ミックス Geragai—M |
| 1 平成9 年 | 53,983 | 292,280 | 607,231 | 525,052 | — | — | 161,205 | — |
| 2 10 年 | — | 239,796 | 55,616 | 558,388 | 20,022 | — | — | — |
| 3 11 年 | — | 231,162 | — | 504,219 | — | — | — | — |
| 4 12 年 | — | 121,302 | — | 450,880 | — | 124,206 | — | — |
| 5 13 年 | — | 152,892 | — | 306,934 | — | 122,602 | — | 48,390 |
| 6 平成12 年 | — | 166,538 | — | 402,111 | — | 147,715 | — | — |
| 7 13 年 | — | 33,853 | — | 392,573 | — | 153,158 | — | 48,390 |
| 8 平成13年 1~3月 | — | 119,039 | — | 103,858 | — | 23,509 | — | — |
| 9 4~6月 | — | — | — | 59,443 | — | 24,523 | — | — |
| 10 7~9月 | — | — | — | 44,220 | — | 46,478 | — | 48,390 |
| 11 10~12月 | — | 33,853 | — | 99,413 | — | 28,092 | — | — |
| 12 平成14年 1~3月 | — | — | — | 189,497 | — | 54,065 | — | — |
| 13 平成13年 1月 | — | — | — | — | — | — | — | — |
| 14 2月 | — | 40,263 | — | 47,429 | — | — | — | — |
| 15 3月 | — | 78,776 | — | 56,429 | — | 23,509 | — | — |
| 16 4月 | — | — | — | — | — | — | — | — |
| 17 5月 | — | — | — | 33,008 | — | — | — | — |
| 18 6月 | — | — | — | 26,435 | — | 24,523 | — | — |
| 19 7月 | — | — | — | 20,862 | — | 19,335 | — | — |
| 20 8月 | — | — | — | 23,358 | — | 27,143 | — | — |
| 21 9月 | — | — | — | — | — | — | — | 48,390 |
| 22 10月 | — | 33,853 | — | 38,613 | — | — | — | — |
| 23 11月 | — | — | — | 27,812 | — | 28,092 | — | — |
| 24 12月 | — | — | — | 32,988 | — | — | — | — |
| 25 平成14年 1月 | — | — | — | 76,554 | — | 25,227 | — | — |
| 26 2月 | — | — | — | — | — | — | — | — |
| 27 3月 | — | — | — | 112,943 | — | 28,838 | — | — |

(単位: kl/Unit: kl)

| South East Asia | | | | | | | | Category | |
|-----------------|----------------|--------|-------------|--------------|--------|----------------|----------------|------------------|----------|
| Indonesia | | | | | | | | | |
| インドネシア | インドネシア | インドネシア | インドネシア | インドネシア | インドネシア | インドネシア | インドネシア | | |
| ハンディール | ミナス・トップ | ワリオ | アルン・コンデンセート | バダック | ララン | ウイドリー | アノア | | |
| Handil | Minas-T | Walio | Arun-c | Badak | Lalang | Widuri | Anoa | | |
| 539,854 | 732,253 | 50,741 | 17,887 | 7,554 | 62,901 | 1,773,390 | 52,052 | C.Y. 1997 | 1 |
| 384,941 | 840,127 | — | — | — | — | 1,394,173 | 41,541 | C.Y. 1998 | 2 |
| 349,136 | 542,354 | 42,873 | — | — | — | 1,161,663 | 148,182 | C.Y. 1999 | 3 |
| 102,725 | 837,454 | — | — | 2,220 | — | 918,644 | 57,718 | C.Y. 2000 | 4 |
| — | 777,183 | — | — | 8,683 | — | 928,729 | 140,576 | C.Y. 2001 | 5 |
| 18,066 | 894,909 | — | — | 5,378 | — | 906,516 | 21,218 | F.Y. 2000 | 6 |
| — | 756,058 | — | — | 5,525 | — | 881,039 | 140,576 | F.Y. 2001 | 7 |
| — | 222,853 | — | — | 3,158 | — | 177,923 | — | Q 1 2001 | 8 |
| — | 253,905 | — | — | 5,525 | — | 212,233 | 47,741 | Q 2 | 9 |
| — | 115,455 | — | — | — | — | 347,422 | 32,674 | Q 3 | 10 |
| — | 184,970 | — | — | — | — | 191,151 | 60,161 | Q 4 | 11 |
| — | 201,728 | — | — | — | — | 130,233 | — | Q 1 2002 | 12 |
| — | 91,256 | — | — | — | — | 97,042 | — | Jan. 2001 | 13 |
| — | 62,989 | — | — | 3,158 | — | 21,030 | — | Feb | 14 |
| — | 68,608 | — | — | — | — | 59,851 | — | Mar | 15 |
| — | 99,095 | — | — | 5,525 | — | — | — | Apr | 16 |
| — | 90,282 | — | — | — | — | 128,803 | — | May | 17 |
| — | 64,528 | — | — | — | — | 83,430 | 47,741 | Jun | 18 |
| — | 73,173 | — | — | — | — | 117,518 | — | Jul | 19 |
| — | — | — | — | — | — | 113,929 | — | Aug | 20 |
| — | 42,282 | — | — | — | — | 115,975 | 32,674 | Sep | 21 |
| — | 101,528 | — | — | — | — | 16,569 | — | Oct | 22 |
| — | 41,871 | — | — | — | — | 72,736 | — | Nov | 23 |
| — | 41,571 | — | — | — | — | 101,846 | 60,161 | Dec | 24 |
| — | 74,505 | — | — | — | — | 84,282 | — | Jan. 2002 | 25 |
| — | 43,010 | — | — | — | — | 30,301 | — | Feb | 26 |
| — | 84,213 | — | — | — | — | 15,650 | — | Mar | 27 |

| South East Asia | | | | | | | | Category | |
|-----------------|------------------|---------------------|----------------|------------------|------------------|----------------|--------|------------------|----------|
| タイ計 | | 東チモール East Timor | | ベトナム計 | | | | | |
| Thailand | エラワン・ コンデンセート | ベンチャマス | エラン | Vietnam | バック・ホ | ランドン | ルビー | | |
| | Erawan-C | Benchamas | Elang | | Bach-Ho | Rangdong | Ruby | | |
| 130,800 | 130,800 | — | — | 4,760,646 | 4,760,646 | — | — | C.Y. 1997 | 1 |
| — | — | — | — | 3,328,542 | 3,201,453 | 127,089 | — | C.Y. 1998 | 2 |
| — | — | — | 217,982 | 3,023,247 | 2,589,164 | 352,199 | 81,884 | C.Y. 1999 | 3 |
| 70,226 | — | 70,226 | 49,911 | 2,779,103 | 2,474,222 | 304,881 | — | C.Y. 2000 | 4 |
| 170,645 | — | 170,645 | 206,722 | 2,534,934 | 2,332,349 | 202,585 | — | C.Y. 2001 | 5 |
| 70,226 | — | 70,226 | 49,911 | 2,765,396 | 2,456,626 | 308,770 | — | F.Y. 2000 | 6 |
| 170,645 | — | 170,645 | 206,722 | 2,144,501 | 2,089,948 | 54,553 | — | F.Y. 2001 | 7 |
| — | — | — | — | 676,155 | 528,123 | 148,032 | — | Q 1 2001 | 8 |
| — | — | — | 104,675 | 734,289 | 734,289 | — | — | Q 2 | 9 |
| 124,668 | — | 124,668 | — | 759,710 | 705,157 | 54,553 | — | Q 3 | 10 |
| 45,977 | — | 45,977 | 102,047 | 364,780 | 364,780 | — | — | Q 4 | 11 |
| — | — | — | — | 285,722 | 285,722 | — | — | Q 1 2002 | 12 |
| — | — | — | — | 231,972 | 151,570 | 80,402 | — | Jan. 2001 | 13 |
| — | — | — | — | 131,044 | 131,044 | — | — | Feb | 14 |
| — | — | — | — | 313,139 | 245,509 | 67,630 | — | Mar | 15 |
| — | — | — | 104,675 | 218,116 | 218,116 | — | — | Apr | 16 |
| — | — | — | — | 170,327 | 170,327 | — | — | May | 17 |
| — | — | — | — | 345,846 | 345,846 | — | — | Jun | 18 |
| — | — | — | — | 83,268 | 83,268 | — | — | Jul | 19 |
| 66,267 | — | 66,267 | — | 345,757 | 345,757 | — | — | Aug | 20 |
| 58,401 | — | 58,401 | — | 330,685 | 276,132 | 54,553 | — | Sep | 21 |
| 45,977 | — | 45,977 | 102,047 | 265,965 | 265,965 | — | — | Oct | 22 |
| — | — | — | — | — | — | — | — | Nov | 23 |
| — | — | — | — | 98,815 | 98,815 | — | — | Dec | 24 |
| — | — | — | — | 94,275 | 94,275 | — | — | Jan. 2002 | 25 |
| — | — | — | — | 97,075 | 97,075 | — | — | Feb | 26 |
| — | — | — | — | 94,372 | 94,372 | — | — | Mar | 27 |

| 区 分 | 中 東 計 | | | | | | | | |
|-----|-------------|--------------------|---------------------|---------------------|------------------|---------------------|------------------------|--------------------------|----------------|
| | Middle East | イラン計 | | | | | | | |
| | | Iran | イラニアン・ライト Iran-L | イラニアン・ヘビー Iran-H | シ リ ー Sirri | ラバン・ブレンド Lavan-B | フローザン・ブレンド Forozn-B | カンガン・コンデンセート Kangan-C | |
| 1 | 平成9年 | 224,015,163 | 26,617,269 | 5,114,068 | 10,904,022 | 1,903,063 | 1,020,669 | 6,497,420 | 1,178,027 |
| 2 | 10年 | 218,087,517 | 27,465,385 | 4,764,977 | 12,041,015 | 1,820,503 | 654,333 | 7,381,866 | 802,691 |
| 3 | 11年 | 213,368,098 | 29,182,923 | 7,097,098 | 10,230,313 | 2,837,145 | 146,685 | 8,452,481 | 419,201 |
| 4 | 12年 | 214,799,284 | 28,715,650 | 7,319,866 | 8,735,049 | 3,560,202 | 106,143 | 8,688,370 | 306,020 |
| 5 | 13年 | 218,454,066 | 31,371,752 | 7,501,096 | 9,484,493 | 5,108,622 | — | 8,992,749 | 284,792 |
| 6 | 平成12年 | 221,852,000 | 29,229,358 | 6,967,514 | 8,927,242 | 3,658,687 | — | 9,325,702 | 350,213 |
| 7 | 13年 | 210,837,568 | 29,874,072 | 6,971,357 | 9,067,659 | 5,256,676 | — | 8,250,789 | 327,591 |
| 8 | 平成13年 | 61,896,682 | 8,433,815 | 2,130,359 | 2,550,690 | 1,163,936 | — | 2,506,373 | 82,457 |
| 9 | 4~6月 | 50,840,072 | 7,395,029 | 1,826,058 | 2,224,958 | 974,297 | — | 2,294,329 | 75,387 |
| 10 | 7~9月 | 51,672,231 | 8,051,066 | 1,695,206 | 2,593,855 | 1,294,937 | — | 2,386,774 | 80,294 |
| 11 | 10~12月 | 54,045,081 | 7,491,842 | 1,849,473 | 2,114,990 | 1,675,452 | — | 1,805,273 | 46,654 |
| 12 | 平成14年 | 54,280,184 | 6,936,135 | 1,600,620 | 2,133,856 | 1,311,990 | — | 1,764,413 | 125,256 |
| 13 | 平成13年 | 1月 | 21,062,640 | 3,237,047 | 893,476 | 1,043,200 | 394,496 | 867,564 | 38,311 |
| 14 | | 2月 | 19,757,348 | 2,597,848 | 736,987 | 619,572 | 365,009 | 876,280 | — |
| 15 | | 3月 | 21,076,694 | 2,598,920 | 499,896 | 887,918 | 404,431 | 762,529 | 44,146 |
| 16 | | 4月 | 18,320,227 | 2,821,475 | 541,115 | 990,107 | 382,762 | 869,293 | 38,198 |
| 17 | | 5月 | 17,612,295 | 2,594,807 | 600,738 | 798,518 | 463,468 | 732,083 | — |
| 18 | | 6月 | 14,907,550 | 1,978,747 | 684,205 | 436,333 | 128,067 | 692,953 | 37,189 |
| 19 | | 7月 | 16,207,665 | 2,392,905 | 364,928 | 699,458 | 505,940 | 817,182 | 5,397 |
| 20 | | 8月 | 17,938,024 | 2,762,298 | 573,031 | 877,122 | 531,381 | 743,285 | 37,479 |
| 21 | | 9月 | 17,526,542 | 2,895,863 | 757,247 | 1,017,275 | 257,616 | 826,307 | 37,418 |
| 22 | | 10月 | 18,724,571 | 2,257,496 | 674,962 | 476,597 | 642,675 | 463,262 | — |
| 23 | | 11月 | 16,642,280 | 2,420,498 | 364,375 | 860,346 | 515,197 | 680,580 | — |
| 24 | | 12月 | 18,678,230 | 2,813,848 | 810,136 | 778,047 | 517,580 | 661,431 | 46,654 |
| 25 | 平成14年 | 1月 | 17,692,091 | 2,111,527 | 565,285 | 565,238 | 433,804 | 547,200 | — |
| 26 | | 2月 | 16,749,524 | 2,372,596 | 494,151 | 722,046 | 483,632 | 629,143 | 43,624 |
| 27 | | 3月 | 19,838,569 | 2,452,012 | 541,184 | 846,572 | 394,554 | 588,070 | 81,632 |

| 区 分 | 中 東 | | | | | | | | |
|-----|-------------------------|---------------------------|--------------------------|------------------|-------------------|-------------------------|---------------|-------------------|------------------|
| | 中 | | | 東 | | | 中 立 地 帯 計 | | |
| | アラビアン・コンデンセート Arab-C | アラビアン・スーパーライト Arab-S-L | ケナフ・アラビアンライト Knuff-AL | クウェート計 Kuwait | クウェート Kuwait | クウェート・スペシャル Kuwait-S | Neutral areas | ワ フ ラ Wafra | |
| 1 | 平成9年 | 1,555,206 | 1,851,779 | — | 16,018,772 | 16,018,772 | — | 14,493,670 | 3,441,168 |
| 2 | 10年 | 970,785 | 1,739,268 | — | 14,401,127 | 14,401,127 | — | 13,781,125 | 4,168,868 |
| 3 | 11年 | 1,097,257 | 1,366,523 | — | 15,035,867 | 15,035,867 | — | 13,637,225 | 4,104,012 |
| 4 | 12年 | 502,400 | 1,432,120 | 35,491 | 17,176,607 | 17,173,609 | 2,998 | 13,626,776 | 3,536,865 |
| 5 | 13年 | 397,895 | 1,381,554 | — | 18,013,754 | 18,013,754 | — | 13,216,478 | 3,448,774 |
| 6 | 平成12年 | 455,573 | 1,302,281 | 35,491 | 18,838,998 | 18,836,000 | 2,998 | 13,843,151 | 3,436,409 |
| 7 | 13年 | 318,499 | 1,401,779 | — | 17,219,300 | 17,219,300 | — | 12,433,438 | 2,893,645 |
| 8 | 平成13年 | 79,396 | 390,235 | — | 5,668,223 | 5,668,223 | — | 3,751,059 | 925,055 |
| 9 | 4~6月 | 80,979 | 392,943 | — | 3,931,543 | 3,931,543 | — | 2,969,859 | 881,065 |
| 10 | 7~9月 | 127,451 | 321,845 | — | 3,570,641 | 3,570,641 | — | 3,207,626 | 653,031 |
| 11 | 10~12月 | 110,069 | 276,531 | — | 4,843,347 | 4,843,347 | — | 3,287,934 | 989,623 |
| 12 | 平成14年 | — | 410,460 | — | 4,873,769 | 4,873,769 | — | 2,968,019 | 369,926 |
| 13 | 平成13年 | 79,396 | 130,480 | — | 1,807,712 | 1,807,712 | — | 1,229,008 | 400,384 |
| 14 | | — | 129,678 | — | 2,090,109 | 2,090,109 | — | 1,191,151 | 168,946 |
| 15 | | — | 130,077 | — | 1,770,402 | 1,770,402 | — | 1,330,900 | 355,725 |
| 16 | | — | 134,420 | — | 1,025,670 | 1,025,670 | — | 1,177,978 | 326,213 |
| 17 | | 80,979 | 110,857 | — | 1,764,172 | 1,764,172 | — | 827,734 | 141,003 |
| 18 | | — | 147,666 | — | 1,141,701 | 1,141,701 | — | 964,147 | 413,849 |
| 19 | | 49,888 | 110,747 | — | 1,366,176 | 1,366,176 | — | 860,662 | 235,323 |
| 20 | | 77,563 | 103,037 | — | 946,613 | 946,613 | — | 1,238,250 | 169,075 |
| 21 | | — | 108,061 | — | 1,257,852 | 1,257,852 | — | 1,108,714 | 248,633 |
| 22 | | 110,069 | 134,043 | — | 1,722,588 | 1,722,588 | — | 1,418,506 | 497,082 |
| 23 | | — | — | — | 1,421,708 | 1,421,708 | — | 734,914 | 252,017 |
| 24 | | — | 142,488 | — | 1,699,051 | 1,699,051 | — | 1,134,514 | 240,524 |
| 25 | 平成14年 | — | 82,747 | — | 1,504,515 | 1,504,515 | — | 1,129,568 | 154,591 |
| 26 | | — | 181,480 | — | 1,823,434 | 1,823,434 | — | 955,217 | 65,386 |
| 27 | | — | 146,233 | — | 1,545,820 | 1,545,820 | — | 883,234 | 149,949 |

(単位: kl/Unit: kl)

| 中 | | | 東 Middle East | | | | Category | | |
|----------------|----------------|---------|-------------------|-------------------|------------------|------------------|-------------------|------------------|-------------------------|
| イラク計 Iraq | バスラ・ ライト | キルクーク | サウジアラ ビア計 | アラビアン・ ライト | アラビアン・ ヘビー | アラビアン・ ミディアム | | | アラビアン・ エキストラ・ ライト |
| | Basrah-L | Kirkuk | Saudi Arabia | Arab-L | Arab-H | Arab-M | | | Arab-E-L |
| 873,913 | 873,913 | — | 60,082,313 | 21,865,471 | 5,499,598 | 11,478,416 | 17,831,843 | C.Y. 1997 | 1 |
| 997,934 | 997,934 | — | 53,538,901 | 14,735,372 | 6,585,639 | 9,129,995 | 20,377,842 | C.Y. 1998 | 2 |
| 5,693,629 | 5,400,032 | 293,597 | 47,182,811 | 10,147,774 | 5,225,437 | 8,887,088 | 20,458,732 | C.Y. 1999 | 3 |
| 4,168,470 | 4,168,470 | — | 53,102,639 | 11,481,441 | 6,656,398 | 7,674,769 | 25,320,020 | C.Y. 2000 | 4 |
| 314,355 | 314,355 | — | 55,012,235 | 12,811,882 | 5,152,810 | 4,497,709 | 30,770,385 | C.Y. 2001 | 5 |
| 3,585,904 | 3,585,904 | — | 54,897,961 | 12,274,186 | 6,692,749 | 6,535,363 | 27,602,318 | F.Y. 2000 | 6 |
| 588,961 | 588,961 | — | 53,364,907 | 12,257,220 | 4,362,463 | 4,549,236 | 30,475,710 | F.Y. 2001 | 7 |
| — | — | — | 15,797,131 | 3,513,873 | 1,631,522 | 1,159,558 | 9,022,547 | Q 1 2001 | 8 |
| — | — | — | 12,837,943 | 3,168,619 | 1,182,706 | 987,144 | 7,025,552 | Q 2 | 9 |
| — | — | — | 12,706,730 | 3,459,853 | 1,269,164 | 919,886 | 6,608,531 | Q 3 | 10 |
| 314,355 | 314,355 | — | 13,670,431 | 2,669,537 | 1,069,418 | 1,431,121 | 8,113,755 | Q 4 | 11 |
| 274,606 | 274,606 | — | 14,149,803 | 2,959,211 | 841,175 | 1,211,085 | 8,727,872 | Q 1 2002 | 12 |
| — | — | — | 5,144,447 | 794,191 | 543,307 | 325,284 | 3,271,789 | Jan. 2001 | 13 |
| — | — | — | 4,781,480 | 1,413,499 | 573,467 | 438,723 | 2,226,113 | Feb | 14 |
| — | — | — | 5,871,204 | 1,306,183 | 514,748 | 395,551 | 3,524,645 | Mar | 15 |
| — | — | — | 4,139,529 | 1,046,174 | 276,301 | 515,183 | 2,167,451 | Apr | 16 |
| — | — | — | 4,498,804 | 1,179,942 | 424,410 | 187,900 | 2,514,716 | May | 17 |
| — | — | — | 4,199,610 | 942,503 | 481,995 | 284,061 | 2,343,385 | Jun | 18 |
| — | — | — | 4,355,540 | 1,263,070 | 592,251 | 387,947 | 1,951,637 | Jul | 19 |
| — | — | — | 4,133,350 | 1,167,059 | 312,281 | 161,913 | 2,311,497 | Aug | 20 |
| — | — | — | 4,217,840 | 1,029,724 | 364,632 | 370,026 | 2,345,397 | Sep | 21 |
| 314,355 | 314,355 | — | 4,604,695 | 857,520 | 376,180 | 504,240 | 2,622,643 | Oct | 22 |
| — | — | — | 4,517,459 | 961,613 | 457,972 | 466,676 | 2,631,198 | Nov | 23 |
| — | — | — | 4,548,277 | 850,404 | 235,266 | 460,205 | 2,859,914 | Dec | 24 |
| — | — | — | 5,508,327 | 1,160,309 | 306,547 | 382,288 | 3,576,436 | Jan. 2002 | 25 |
| — | — | — | 3,825,405 | 749,881 | 237,842 | 316,698 | 2,339,504 | Feb | 26 |
| 274,606 | 274,606 | — | 4,816,071 | 1,049,021 | 296,786 | 512,099 | 2,811,932 | Mar | 27 |

| Middle East | | | | | カタール計 | | | Category | |
|------------------|---------------|------------------|---------------|---------|-------------------|-------------------|------------------|------------------|----------|
| カフジ | カフジ・ スペシャル | フート | フート・ スペシャル | イオシン | Qatar | Qatar | Qatar-M | | |
| Khafji | Khafji-S | Hout | Hout-S | Eocene | | | | | |
| 9,021,235 | 584,025 | 1,089,830 | 212,303 | 145,109 | 19,046,107 | 9,015,404 | 7,893,796 | C.Y. 1997 | 1 |
| 6,950,901 | 1,096,568 | 1,082,458 | 195,171 | 287,159 | 23,649,817 | 9,443,980 | 10,870,618 | C.Y. 1998 | 2 |
| 7,610,709 | 563,193 | 1,085,938 | 50,534 | 222,839 | 23,301,898 | 10,299,843 | 8,961,180 | C.Y. 1999 | 3 |
| 8,765,236 | 30,782 | 1,151,183 | — | 142,710 | 23,458,334 | 10,334,135 | 9,440,328 | C.Y. 2000 | 4 |
| 8,447,339 | — | 1,320,365 | — | — | 26,297,175 | 11,968,029 | 9,242,111 | C.Y. 2001 | 5 |
| 9,093,417 | — | 1,233,246 | — | 80,079 | 24,545,657 | 10,963,931 | 9,829,023 | F.Y. 2000 | 6 |
| 8,281,228 | — | 1,258,565 | — | — | 25,594,488 | 11,259,597 | 8,363,596 | F.Y. 2001 | 7 |
| 2,370,663 | — | 455,351 | — | — | 7,211,581 | 3,362,645 | 2,923,557 | Q 1 2001 | 8 |
| 1,875,356 | — | 213,438 | — | — | 5,803,414 | 2,872,138 | 2,094,842 | Q 2 | 9 |
| 2,226,590 | — | 328,005 | — | — | 6,421,574 | 2,836,646 | 2,012,785 | Q 3 | 10 |
| 1,974,740 | — | 323,571 | — | — | 6,860,606 | 2,896,600 | 2,210,927 | Q 4 | 11 |
| 2,204,542 | — | 393,551 | — | — | 6,508,894 | 2,654,213 | 2,045,042 | Q 1 2002 | 12 |
| 709,275 | — | 119,349 | — | — | 2,649,103 | 1,236,472 | 1,282,653 | Jan. 2001 | 13 |
| 907,179 | — | 115,026 | — | — | 2,345,447 | 1,141,644 | 941,628 | Feb | 14 |
| 754,199 | — | 220,976 | — | — | 2,217,031 | 984,529 | 699,276 | Mar | 15 |
| 851,765 | — | — | — | — | 2,462,392 | 1,072,333 | 965,900 | Apr | 16 |
| 584,738 | — | 101,993 | — | — | 1,604,079 | 1,024,372 | 472,515 | May | 17 |
| 438,853 | — | 111,445 | — | — | 1,736,943 | 775,433 | 656,427 | Jun | 18 |
| 520,168 | — | 105,171 | — | — | 1,920,863 | 989,047 | 584,576 | Jul | 19 |
| 957,654 | — | 111,521 | — | — | 2,502,098 | 907,856 | 906,264 | Aug | 20 |
| 748,768 | — | 111,313 | — | — | 1,998,613 | 939,743 | 521,945 | Sep | 21 |
| 814,677 | — | 106,747 | — | — | 2,397,965 | 1,088,774 | 844,111 | Oct | 22 |
| 371,534 | — | 111,363 | — | — | 2,232,629 | 975,589 | 523,875 | Nov | 23 |
| 788,529 | — | 105,461 | — | — | 2,230,012 | 832,237 | 842,941 | Dec | 24 |
| 868,047 | — | 106,930 | — | — | 2,054,571 | 992,592 | 705,905 | Jan. 2002 | 25 |
| 781,842 | — | 107,989 | — | — | 1,904,136 | 719,087 | 663,375 | Feb | 26 |
| 554,653 | — | 178,632 | — | — | 2,550,187 | 942,534 | 675,762 | Mar | 27 |

| 区 分 | 中 | | | | | 東 | | | |
|-----|-----------------------------|--------------------------|------------------------|---------------------------------------|------------------------------|-----------|--------------|--------------------------|---------|
| | Qatar | | | | | オマーン計 | | | |
| | カタール・ コンデンセート Qatar—C | アル・ シャヒーン A—Shahen | アル・ ラヤン A—Rayyan | カタール・ デュハン・ コンデンセート Qatar—DC | ラスガス・ コンデンセート Rasgas—C | Oman | オマーン Oman | オマーン・ スペシャル Oman—S | |
| 1 | 平成9年 | 111,565 | 1,764,999 | 260,343 | — | — | 13,972,794 | 13,738,957 | 110,966 |
| 2 | 10年 | 400,663 | 1,766,689 | 1,094,079 | 73,788 | — | 12,543,029 | 12,396,705 | 91,450 |
| 3 | 11年 | 180,611 | 2,737,034 | 646,279 | 476,951 | — | 15,954,444 | 15,853,225 | — |
| 4 | 12年 | 81,427 | 2,672,774 | 156,522 | 350,810 | 422,338 | 11,275,361 | 11,221,377 | — |
| 5 | 13年 | 391,250 | 3,435,177 | 100,157 | 349,258 | 811,193 | 14,528,334 | 14,510,756 | — |
| 6 | 平成12年 | 158,709 | 2,574,279 | 190,062 | 376,486 | 453,167 | 11,470,100 | 11,434,410 | — |
| 7 | 13年 | 474,755 | 4,104,500 | — | 255,998 | 1,136,042 | 14,401,781 | 14,384,203 | — |
| 8 | 平成13年 | 77,282 | 470,320 | 100,157 | 120,862 | 156,758 | 3,065,156 | 3,065,156 | — |
| 9 | 1～3月 | 79,109 | 479,821 | — | 103,252 | 174,252 | 3,827,840 | 3,827,840 | — |
| 10 | 4～6月 | 79,738 | 1,202,615 | — | 125,144 | 164,646 | 3,836,992 | 3,836,992 | — |
| 11 | 7～9月 | 155,121 | 1,282,421 | — | — | 315,537 | 3,798,346 | 3,780,768 | — |
| 12 | 10～12月 | 160,787 | 1,139,643 | — | 27,602 | 481,607 | 2,938,603 | 2,938,603 | — |
| 13 | 平成13年 | — | — | 100,157 | 29,821 | — | 771,985 | 771,985 | — |
| 14 | 1月 | 77,282 | 75,772 | — | 31,056 | 78,065 | 1,034,570 | 1,034,570 | — |
| 15 | 2月 | — | 394,548 | — | 59,985 | 78,693 | 1,258,601 | 1,258,601 | — |
| 16 | 3月 | — | 303,111 | — | 41,190 | 79,858 | 1,296,421 | 1,296,421 | — |
| 17 | 4月 | — | 81,776 | — | 25,416 | — | 1,568,729 | 1,568,729 | — |
| 18 | 5月 | 79,109 | 94,934 | — | 36,646 | 94,394 | 962,690 | 962,690 | — |
| 19 | 6月 | — | 287,595 | — | 59,645 | — | 1,137,478 | 1,137,478 | — |
| 20 | 7月 | 79,738 | 578,893 | — | 29,347 | — | 1,481,317 | 1,481,317 | — |
| 21 | 8月 | — | 336,127 | — | 36,152 | 164,646 | 1,218,197 | 1,218,197 | — |
| 22 | 9月 | — | 382,624 | — | — | 82,456 | 1,476,747 | 1,467,733 | — |
| 23 | 10月 | 75,644 | 579,903 | — | — | 77,618 | 1,108,980 | 1,108,980 | — |
| 24 | 11月 | 79,477 | 319,894 | — | — | 155,463 | 1,212,619 | 1,204,055 | — |
| 25 | 12月 | — | 198,203 | — | — | 157,871 | 1,087,067 | 1,087,067 | — |
| 26 | 平成14年 | 78,857 | 280,825 | — | — | 161,992 | 707,956 | 707,956 | — |
| 27 | 1月 | 81,930 | 660,615 | — | 27,602 | 161,744 | 1,143,580 | 1,143,580 | — |

| 区 分 | 中 | | | | | 東 | | | |
|-----|--------------|--------------|--------------------|-------------------------|-------------------------------|------------------------------|-------------------------|-----------------|---------|
| | アラブ首長国連邦 | | | | | | | | |
| | ザクム Zakum | ドバイ Dubai | アブクッシュ Abkhoosh | ダス・ コンデンセート Das—C | シャルジャ・ コンデンセート Sharja—C | ルワイス・ コンデンセート Ruwais—C | アッパー・ ザクム U—Zakum | アルザナ Arzanah | |
| 1 | 平成9年 | 11,535,435 | 3,645,554 | 1,767,926 | 163,425 | 49,813 | 79,009 | 15,533,878 | 97,436 |
| 2 | 10年 | 10,689,950 | 2,014,350 | 1,669,559 | 57,935 | 87,695 | 73,826 | 16,738,364 | 167,649 |
| 3 | 11年 | 10,108,909 | 1,775,483 | 1,761,037 | — | 50,117 | — | 14,318,549 | — |
| 4 | 12年 | 9,965,571 | 1,296,070 | 1,493,214 | — | 263,779 | — | 13,323,810 | — |
| 5 | 13年 | 9,948,089 | 548,367 | 1,504,751 | — | — | — | 11,925,639 | — |
| 6 | 平成12年 | 10,555,503 | 1,295,055 | 1,447,479 | — | 111,363 | — | 13,764,200 | — |
| 7 | 13年 | 9,596,154 | 494,613 | 1,486,265 | — | — | — | 11,351,441 | — |
| 8 | 平成13年 | 3,160,695 | 236,583 | 332,676 | — | — | — | 3,380,243 | — |
| 9 | 1～3月 | 1,869,874 | 203,693 | 395,561 | — | — | — | 2,680,472 | — |
| 10 | 4～6月 | 2,380,482 | — | 387,688 | — | — | — | 3,079,164 | — |
| 11 | 7～9月 | 2,537,038 | 108,091 | 388,826 | — | — | — | 2,785,760 | — |
| 12 | 10～12月 | 2,808,760 | 182,829 | 314,190 | — | — | — | 2,806,045 | — |
| 13 | 平成13年 | 1,009,212 | — | 171,461 | — | — | — | 1,204,765 | — |
| 14 | 1月 | 1,091,725 | 236,583 | 78,631 | — | — | — | 1,304,110 | — |
| 15 | 2月 | 1,059,758 | — | 82,584 | — | — | — | 871,368 | — |
| 16 | 3月 | 1,013,585 | 203,693 | 159,863 | — | — | — | 912,526 | — |
| 17 | 4月 | 539,986 | — | 156,469 | — | — | — | 662,550 | — |
| 18 | 5月 | 316,303 | — | 79,229 | — | — | — | 1,105,396 | — |
| 19 | 6月 | 979,231 | — | 147,074 | — | — | — | 902,637 | — |
| 20 | 7月 | 706,643 | — | 162,412 | — | — | — | 1,102,295 | — |
| 21 | 8月 | 694,608 | — | 78,202 | — | — | — | 1,074,232 | — |
| 22 | 9月 | 865,287 | 108,091 | 153,283 | — | — | — | 920,777 | — |
| 23 | 10月 | 614,185 | — | 76,874 | — | — | — | 925,346 | — |
| 24 | 11月 | 1,057,566 | — | 158,669 | — | — | — | 939,637 | — |
| 25 | 12月 | 744,394 | — | 79,399 | — | — | — | 951,684 | — |
| 26 | 平成14年 | 871,716 | 101,031 | 79,516 | — | — | — | 863,159 | — |
| 27 | 1月 | 1,192,650 | 81,798 | 155,275 | — | — | — | 991,202 | — |

(単位: kl/Unit: kl)

| Middle East | | | | | | | | Category | |
|------------------------|----------------------------|-----------|------------------------|---------------|------------------------|----------------|-------------------|-----------|----|
| オマーン・ トップ Oman-T | オマーン・ コンデンセート Oman-C | イエメン計 | | | アラブ首長 国連邦計 U・A・E | マーバン Murban | ウムシャイフ U-Shaif | | |
| | | Yemen | マリブ・ ライト Marib-L | マシラ Masila | | | | | |
| 122,871 | — | 1,066,150 | 37,702 | 1,028,448 | 71,844,175 | 24,704,475 | 10,934,978 | C.Y. 1997 | 1 |
| 54,874 | — | 1,051,843 | — | 1,051,843 | 70,658,356 | 24,326,444 | 10,667,422 | C.Y. 1998 | 2 |
| 101,219 | — | 274,587 | — | 274,587 | 63,104,714 | 21,404,978 | 9,686,503 | C.Y. 1999 | 3 |
| 53,984 | — | 203,063 | 203,063 | — | 63,072,384 | 24,144,153 | 9,812,293 | C.Y. 2000 | 4 |
| — | 17,578 | 226,337 | 226,337 | — | 59,473,646 | 24,500,749 | 9,069,073 | C.Y. 2001 | 5 |
| 35,690 | — | 328,754 | 328,754 | — | 65,112,117 | 25,890,680 | 9,574,400 | F.Y. 2000 | 6 |
| — | 17,578 | 160,503 | 160,503 | — | 57,200,118 | 22,914,669 | 9,365,378 | F.Y. 2001 | 7 |
| — | — | 125,691 | 125,691 | — | 17,844,026 | 7,912,893 | 2,287,986 | Q 1 2001 | 8 |
| — | — | — | — | — | 14,074,444 | 6,417,116 | 2,039,986 | Q 2 | 9 |
| — | — | — | — | — | 13,877,602 | 5,368,943 | 2,200,068 | Q 3 | 10 |
| — | 17,578 | 100,646 | 100,646 | — | 13,677,574 | 4,801,797 | 2,541,033 | Q 4 | 11 |
| — | — | 59,857 | 59,857 | — | 15,570,498 | 6,326,813 | 2,584,291 | Q 1 2002 | 12 |
| — | — | 94,206 | 94,206 | — | 6,129,132 | 2,842,236 | 723,638 | Jan. 2001 | 13 |
| — | — | — | — | — | 5,716,743 | 2,127,738 | 677,257 | Feb | 14 |
| — | — | 31,485 | 31,485 | — | 5,998,151 | 2,942,919 | 887,091 | Mar | 15 |
| — | — | — | — | — | 5,396,762 | 2,127,782 | 857,617 | Apr | 16 |
| — | — | — | — | — | 4,753,970 | 2,808,189 | 440,430 | May | 17 |
| — | — | — | — | — | 3,923,712 | 1,481,145 | 741,939 | Jun | 18 |
| — | — | — | — | — | 4,174,041 | 1,401,728 | 633,275 | Jul | 19 |
| — | — | — | — | — | 4,874,098 | 1,949,864 | 827,994 | Aug | 20 |
| — | — | — | — | — | 4,829,463 | 2,017,351 | 738,799 | Sep | 21 |
| — | 9,014 | 46,527 | 46,527 | — | 4,485,692 | 1,604,234 | 770,338 | Oct | 22 |
| — | — | — | — | — | 4,206,092 | 1,635,125 | 829,818 | Nov | 23 |
| — | 8,564 | 54,119 | 54,119 | — | 4,985,790 | 1,562,438 | 940,877 | Dec | 24 |
| — | — | — | — | — | 4,296,516 | 1,739,602 | 603,814 | Jan. 2002 | 25 |
| — | — | — | — | — | 5,160,780 | 1,981,330 | 1,017,660 | Feb | 26 |
| — | — | 59,857 | 59,857 | — | 6,113,202 | 2,605,881 | 962,817 | Mar | 27 |

| Middle East | | | | | | 欧州計 Europe | ノルウェー 計 Norway | Category | |
|-----------------|--------------------------------|---------------------------|-----------------------------|------------------------------|-------------------------------|---------------|----------------------|-----------|----|
| U・A・E | | | | | | | | | |
| マルガム Margham | ウェイナット・ コンデンセート Uweint-C | ムバラス・ ブレンド Mubara-B | タママ・ コンデンセート Thamam-C | カイマー・ コンデンセート Khaima-C | ウバルジン・ コンデンセート Gavrzn-C | | | | |
| — | 281,370 | 1,739,712 | 1,311,164 | — | — | — | — | C.Y. 1997 | 1 |
| 86,694 | 340,822 | 1,771,491 | 1,966,155 | — | — | 296,070 | 296,070 | C.Y. 1998 | 2 |
| 47,830 | 250,731 | 1,605,992 | 2,076,301 | 18,284 | — | 659,087 | 659,087 | C.Y. 1999 | 3 |
| — | 278,887 | 1,700,148 | 794,459 | — | — | 337,121 | 337,121 | C.Y. 2000 | 4 |
| — | 252,394 | 1,724,584 | — | — | — | 329,654 | — | C.Y. 2001 | 5 |
| — | 198,770 | 1,793,944 | 480,723 | — | — | 160,093 | 160,093 | F.Y. 2000 | 6 |
| — | 334,888 | 1,650,978 | — | — | 5,732 | 515,869 | 186,215 | F.Y. 2001 | 7 |
| — | 46,797 | 486,153 | — | — | — | — | — | Q 1 2001 | 8 |
| — | 31,977 | 435,765 | — | — | — | 115,378 | — | Q 2 | 9 |
| — | 31,830 | 429,427 | — | — | — | 97,443 | — | Q 3 | 10 |
| — | 141,790 | 373,239 | — | — | — | 116,833 | — | Q 4 | 11 |
| — | 129,291 | 412,547 | — | — | 5,732 | 186,215 | 186,215 | Q 1 2002 | 12 |
| — | 15,845 | 161,975 | — | — | — | — | — | Jan. 2001 | 13 |
| — | 15,259 | 185,440 | — | — | — | — | — | Feb | 14 |
| — | 15,693 | 138,738 | — | — | — | — | — | Mar | 15 |
| — | 16,495 | 105,201 | — | — | — | — | — | Apr | 16 |
| — | — | 146,346 | — | — | — | — | — | May | 17 |
| — | 15,482 | 184,218 | — | — | — | 115,378 | — | Jun | 18 |
| — | — | 110,096 | — | — | — | — | — | Jul | 19 |
| — | — | 124,890 | — | — | — | — | — | Aug | 20 |
| — | 31,830 | 194,441 | — | — | — | 97,443 | — | Sep | 21 |
| — | 63,682 | — | — | — | — | — | — | Oct | 22 |
| — | 15,476 | 109,268 | — | — | — | — | — | Nov | 23 |
| — | 62,632 | 263,971 | — | — | — | 116,833 | — | Dec | 24 |
| — | 47,675 | 129,948 | — | — | — | 90,608 | 90,608 | Jan. 2002 | 25 |
| — | 65,705 | 180,663 | — | — | — | 95,607 | 95,607 | Feb | 26 |
| — | 15,911 | 101,936 | — | — | 5,732 | — | — | Mar | 27 |

| 区 分 | 欧 州 Europe | | | ロシア | アメリカ | 中南米計 Central and South of America | メキシコ計 | |
|-----------|--------------|---------|---------|---------|--------------------------------|--|-----------|-----------------|
| | ノルウェー Norway | | | Russia | America | | Mexico | イスマス Isthmus |
| | オセバーク | ガルファクス | トロール | ヴィチャーズ | アラスカ・ ノース・ スロープ A・N・S | | | |
| | Oseberg | Gulfaks | Troll | Vityaz | | | | |
| 1 平成9年 | — | — | — | — | 512,321 | 3,490,437 | 3,490,437 | 3,192,900 |
| 2 10年 | 296,070 | — | — | — | 426,801 | 2,087,204 | 2,087,204 | 1,536,781 |
| 3 11年 | 500,675 | 158,412 | — | — | 1,690,902 | 1,890,559 | 1,890,559 | 801,927 |
| 4 12年 | 160,093 | 177,028 | — | — | 1,218,250 | 2,520,669 | 2,309,754 | 1,223,116 |
| 5 13年 | — | — | — | 329,654 | — | 1,549,555 | 1,232,201 | 628,888 |
| 6 平成12年 | 160,093 | — | — | — | 273,121 | 2,244,629 | 1,923,077 | 910,084 |
| 7 13年 | — | — | 186,215 | 329,654 | — | 997,491 | 684,175 | 364,415 |
| 8 平成13年 | — | — | — | — | — | 658,663 | 548,026 | 264,473 |
| 9 1～3月 | — | — | — | — | — | 395,245 | 395,245 | 192,201 |
| 10 4～6月 | — | — | — | 115,378 | — | 97,443 | — | — |
| 11 7～9月 | — | — | — | 97,443 | — | 103,502 | — | — |
| 12 10～12月 | — | — | — | 116,833 | — | 392,145 | 288,930 | 172,214 |
| 13 平成14年 | — | — | 186,215 | — | — | 106,599 | — | — |
| 14 平成13年 | — | — | — | — | — | — | — | — |
| 15 1月 | — | — | — | — | — | 374,643 | 264,006 | 122,972 |
| 16 2月 | — | — | — | — | — | 284,020 | 284,020 | 141,501 |
| 17 3月 | — | — | — | — | — | 289,855 | 289,855 | 192,201 |
| 18 4月 | — | — | — | — | — | — | — | — |
| 19 5月 | — | — | — | — | — | — | — | — |
| 20 6月 | — | — | — | 115,378 | — | 105,390 | 105,390 | — |
| 21 7月 | — | — | — | — | — | 103,502 | — | — |
| 22 8月 | — | — | — | — | — | — | — | — |
| 23 9月 | — | — | — | 97,443 | — | — | — | — |
| 24 10月 | — | — | — | — | — | 103,215 | — | — |
| 25 11月 | — | — | — | — | — | 288,930 | 288,930 | 172,214 |
| 26 12月 | — | — | — | 116,833 | — | — | — | — |
| 27 平成14年 | — | — | 90,608 | — | — | 106,599 | — | — |
| | 1月 | — | 95,607 | — | — | — | — | — |
| | 2月 | — | — | — | — | — | — | — |
| | 3月 | — | — | — | — | — | — | — |

| 区 分 | ア フ リ カ Africa | | | | | | | |
|-----------|----------------|----------|---------------|----------------|---------|-----------------------|---------|---------|
| | ナイジェリア Nigeria | | | | ガボン計 | | | アンゴラ計 |
| | ボニー・ ライト | フォルカドス | ボニー・ ミディアム | オソ・コン デンセート | Gabon | ラビ・ エクスポート ブレンド | ラビ・ライト | Angola |
| | Bonny-L | Forcados | Bonny-M | Oso-C | | Rabi-Bld | Rabi-L | |
| 1 平成9年 | 859,816 | 163,963 | 154,632 | — | 337,179 | 337,179 | — | — |
| 2 10年 | 444,658 | — | — | — | 298,836 | 298,836 | — | 160,602 |
| 3 11年 | — | — | — | — | 319,215 | — | 319,215 | 96,659 |
| 4 12年 | — | — | — | — | — | — | — | — |
| 5 13年 | 158,466 | — | — | 94,723 | — | — | — | 150,291 |
| 6 平成12年 | — | — | — | — | — | — | — | — |
| 7 13年 | 158,466 | 301,492 | — | — | — | — | — | 768,632 |
| 8 平成13年 | — | — | — | — | — | — | — | — |
| 9 1～3月 | — | — | — | — | — | — | — | — |
| 10 4～6月 | — | — | — | — | — | — | — | — |
| 11 7～9月 | — | — | — | — | — | — | — | — |
| 12 10～12月 | 158,466 | — | — | 94,723 | — | — | — | 150,291 |
| 13 平成14年 | — | 301,492 | — | — | — | — | — | 618,341 |
| 14 平成13年 | — | — | — | — | — | — | — | — |
| 15 1月 | — | — | — | — | — | — | — | — |
| 16 2月 | — | — | — | — | — | — | — | — |
| 17 3月 | — | — | — | — | — | — | — | — |
| 18 4月 | — | — | — | — | — | — | — | — |
| 19 5月 | — | — | — | — | — | — | — | — |
| 20 6月 | — | — | — | — | — | — | — | — |
| 21 7月 | — | — | — | — | — | — | — | — |
| 22 8月 | — | — | — | — | — | — | — | — |
| 23 9月 | — | — | — | — | — | — | — | — |
| 24 10月 | — | — | — | 94,723 | — | — | — | — |
| 25 11月 | — | — | — | — | — | — | — | — |
| 26 12月 | 158,466 | — | — | — | — | — | — | 150,291 |
| 27 平成14年 | — | 301,492 | — | — | — | — | — | 308,186 |
| | 1月 | — | — | — | — | — | — | 310,155 |
| | 2月 | — | — | — | — | — | — | — |
| | 3月 | — | — | — | — | — | — | — |

(単位: kl/Unit: kl)

| | | アフリカ計 | | | | | | Category | |
|------------------|----------------|------------------|---------|--------------|------------------|---------|------------------|------------------|----|
| エクアドル Ecuador | | Africa | エジプト | | ナイジェリア ア計 | ペニンソン | クア・イボエ | | |
| マヤ | オリエンテ | | Egypt | スエズ・ ブレンド | | | | | |
| Maya | Oriente | | | Suez-B | | | | | |
| 297,537 | — | 1,801,552 | 141,505 | 141,505 | 1,322,868 | 144,457 | — | C.Y. 1997 | 1 |
| 550,423 | — | 1,201,127 | — | — | 741,689 | 146,172 | 150,859 | C.Y. 1998 | 2 |
| 1,088,632 | — | 2,267,713 | — | — | 1,405,171 | — | 1,405,171 | C.Y. 1999 | 3 |
| 1,086,638 | 210,915 | 2,656,089 | 274,069 | 274,069 | 905,933 | 151,510 | 754,423 | C.Y. 2000 | 4 |
| 603,313 | 317,354 | 2,533,705 | — | — | 778,058 | — | 524,869 | C.Y. 2001 | 5 |
| 1,012,993 | 321,552 | 1,776,517 | 274,069 | 274,069 | 604,148 | — | 604,148 | F.Y. 2000 | 6 |
| 319,760 | 313,316 | 4,045,625 | — | — | 1,699,281 | — | 1,144,600 | F.Y. 2001 | 7 |
| 283,553 | 110,637 | 222,020 | — | — | — | — | — | Q 1 2001 | 8 |
| 203,044 | — | 641,081 | — | — | — | — | — | Q 2 | 9 |
| — | 103,502 | 1,012,395 | — | — | 301,561 | — | 301,561 | Q 3 | 10 |
| 116,716 | 103,215 | 653,209 | — | — | 476,497 | — | 223,308 | Q 4 | 11 |
| — | 106,599 | 1,733,940 | — | — | 921,223 | — | 619,731 | Q 1 2002 | 12 |
| — | — | 71,101 | — | — | — | — | — | Jan. 2001 | 13 |
| 141,034 | 110,637 | — | — | — | — | — | — | Feb | 14 |
| 142,519 | — | 150,919 | — | — | — | — | — | Mar | 15 |
| 97,654 | — | 96,569 | — | — | — | — | — | Apr | 16 |
| — | — | 362,292 | — | — | — | — | — | May | 17 |
| 105,390 | — | 182,220 | — | — | — | — | — | Jun | 18 |
| — | 103,502 | 252,707 | — | — | — | — | — | Jul | 19 |
| — | — | 592,398 | — | — | 301,561 | — | 301,561 | Aug | 20 |
| — | — | 167,290 | — | — | — | — | — | Sep | 21 |
| — | 103,215 | 349,452 | — | — | 318,031 | — | 223,308 | Oct | 22 |
| 116,716 | — | — | — | — | — | — | — | Nov | 23 |
| — | — | 308,757 | — | — | 158,466 | — | — | Dec | 24 |
| — | 106,599 | 412,770 | — | — | 318,012 | — | 318,012 | Jan. 2002 | 25 |
| — | — | 709,296 | — | — | 301,492 | — | — | Feb | 26 |
| — | — | 611,874 | — | — | 301,719 | — | 301,719 | Mar | 27 |

| | | 大洋州計 | | | | | | Category | |
|----------------|----------------|------------------|------------------|------------------|----------------|---------------|--|------------------|----|
| スーダン Sudan | | Oceania | オーストラ リア計 | | チャリス | ワンドウ | | | |
| バランカ | ネンバ | | ナイル | Australia | | | ノース・ウェスト・ シェルフ・ コンデンセート N・W・S-C | | |
| Palanca | Nemba | Nile | | | | | | | |
| — | — | — | 2,106,271 | 2,106,271 | 507,008 | 117,631 | 777,658 | C.Y. 1997 | 1 |
| — | — | — | 2,370,745 | 2,291,154 | 508,778 | 82,731 | 816,997 | C.Y. 1998 | 2 |
| 96,659 | — | 446,668 | 1,911,338 | 1,911,338 | 346,399 | 74,651 | 851,832 | C.Y. 1999 | 3 |
| — | — | 1,476,087 | 3,659,899 | 3,652,139 | 739,223 | — | 680,777 | C.Y. 2000 | 4 |
| — | 150,291 | 1,605,356 | 2,739,547 | 2,739,547 | 498,904 | 44,740 | 736,203 | C.Y. 2001 | 5 |
| — | — | 898,300 | 3,690,153 | 3,682,393 | 464,202 | 44,740 | 723,328 | F.Y. 2000 | 6 |
| 315,962 | 452,670 | 1,577,712 | 2,709,392 | 2,709,392 | 492,057 | — | 757,235 | F.Y. 2001 | 7 |
| — | — | 222,020 | 1,001,816 | 1,001,816 | 105,128 | 44,740 | 207,607 | Q 1 2001 | 8 |
| — | — | 641,081 | 558,473 | 558,473 | 105,629 | — | 187,577 | Q 2 | 9 |
| — | — | 710,834 | 842,433 | 842,433 | 288,147 | — | 206,965 | Q 3 | 10 |
| — | 150,291 | 31,421 | 336,825 | 336,825 | — | — | 134,054 | Q 4 | 11 |
| 315,962 | 302,379 | 194,376 | 971,661 | 971,661 | 98,281 | — | 228,639 | Q 1 2002 | 12 |
| — | — | 71,101 | 415,692 | 415,692 | 105,128 | 44,740 | 29,822 | Jan. 2001 | 13 |
| — | — | — | 289,900 | 289,900 | — | — | 97,657 | Feb | 14 |
| — | — | 150,919 | 296,224 | 296,224 | — | — | 80,128 | Mar | 15 |
| — | — | 96,569 | 221,019 | 221,019 | 105,629 | — | 88,299 | Apr | 16 |
| — | — | 362,292 | 59,363 | 59,363 | — | — | 59,363 | May | 17 |
| — | — | 182,220 | 278,091 | 278,091 | — | — | 39,915 | Jun | 18 |
| — | — | 252,707 | 271,967 | 271,967 | 102,883 | — | 109,947 | Jul | 19 |
| — | — | 290,837 | 341,204 | 341,204 | 39,526 | — | 43,389 | Aug | 20 |
| — | — | 167,290 | 229,262 | 229,262 | 145,738 | — | 53,629 | Sep | 21 |
| — | — | 31,421 | 82,023 | 82,023 | — | — | 82,023 | Oct | 22 |
| — | — | — | 254,802 | 254,802 | — | — | 52,031 | Nov | 23 |
| — | 150,291 | — | — | — | — | — | — | Dec | 24 |
| — | — | 94,758 | 444,315 | 444,315 | — | — | 116,861 | Jan. 2002 | 25 |
| 156,136 | 152,050 | 99,618 | 331,636 | 331,636 | 98,281 | — | 23,820 | Feb | 26 |
| 159,826 | 150,329 | — | 195,710 | 195,710 | — | — | 87,958 | Mar | 27 |

(6) 非精製用出荷内訳/Shipment of Crude Oil not for Refinement

(単位:kl/Unit:kl)

| レジェンドレ Legendre | ニューゼaland New Zealand | 合 計 Totals | 電力用計 Powers | 中国 計 China | | | Category | | |
|--------------------|---------------------------|---------------|----------------|----------------|------------------------|------------------------|----------|-----------|----|
| | マウイ・ コンデンセート Maui-C | | | 大 慶 Taching | 渤海 ライト2 Bohai-L2 | 南 ミディアム Nanhai-M | | | |
| — | — | 17,045,210 | 13,838,539 | 4,662,580 | 4,490,239 | 30,006 | 142,335 | C.Y. 1997 | 1 |
| — | 79,591 | 12,937,299 | 9,862,372 | 3,096,403 | 3,034,207 | — | 62,196 | C.Y. 1998 | 2 |
| — | — | 12,494,486 | 9,678,028 | 3,056,399 | 2,985,189 | 426 | 70,784 | C.Y. 1999 | 3 |
| — | 7,760 | 10,588,139 | 8,630,514 | 2,137,089 | 2,060,814 | 212 | 53,660 | C.Y. 2000 | 4 |
| — | — | 7,164,091 | 5,686,956 | 1,407,259 | 1,356,560 | — | 46,739 | C.Y. 2001 | 5 |
| — | 7,760 | 9,297,450 | 7,514,507 | 1,875,316 | 1,795,558 | — | 53,660 | F.Y. 2000 | 6 |
| 103,200 | — | 6,262,324 | 5,068,536 | 1,293,390 | 1,246,386 | — | 46,739 | F.Y. 2001 | 7 |
| — | — | 1,896,749 | 1,462,239 | 347,337 | 343,642 | — | — | Q 1 2001 | 8 |
| — | — | 1,703,383 | 1,298,995 | 381,635 | 334,896 | — | 46,739 | Q 2 | 9 |
| — | — | 2,469,800 | 2,079,516 | 515,300 | 515,300 | — | — | Q 3 | 10 |
| — | — | 1,094,159 | 846,206 | 162,987 | 162,722 | — | — | Q 4 | 11 |
| 103,200 | — | 994,982 | 843,819 | 233,468 | 233,468 | — | — | Q 1 2002 | 12 |
| — | — | 819,295 | 621,478 | 130,561 | 128,381 | — | — | Jan. 2001 | 13 |
| — | — | 522,763 | 450,244 | 84,967 | 83,452 | — | — | Feb | 14 |
| — | — | 554,691 | 390,517 | 131,809 | 131,809 | — | — | Mar | 15 |
| — | — | 440,960 | 330,408 | 114,778 | 68,039 | — | 46,739 | Apr | 16 |
| — | — | 648,621 | 526,896 | 109,347 | 109,347 | — | — | May | 17 |
| — | — | 613,802 | 441,691 | 157,510 | 157,510 | — | — | Jun | 18 |
| — | — | 918,279 | 809,600 | 218,287 | 218,287 | — | — | Jul | 19 |
| — | — | 1,062,007 | 912,183 | 217,273 | 217,273 | — | — | Aug | 20 |
| — | — | 489,514 | 357,733 | 79,740 | 79,740 | — | — | Sep | 21 |
| — | — | 303,217 | 178,042 | 19,163 | 19,163 | — | — | Oct | 22 |
| — | — | 459,828 | 355,935 | 66,959 | 66,694 | — | — | Nov | 23 |
| — | — | 331,114 | 312,229 | 76,865 | 76,865 | — | — | Dec | 24 |
| 103,200 | — | 362,302 | 333,547 | 102,993 | 102,993 | — | — | Jan. 2002 | 25 |
| — | — | 338,853 | 313,589 | 97,914 | 97,914 | — | — | Feb | 26 |
| — | — | 293,827 | 196,683 | 32,561 | 32,561 | — | — | Mar | 27 |

| Powers | | | | | | | | Category | |
|-----------------------|---------|---------|-----------|-----------|--------------|---------|--------|-----------|----|
| 南 方 系 South East Asia | | | | | | | | | |
| インドネシ ア計 | アルジュナ | ア タ カ | シ ン タ | デュリー | スマトラ・ ライト | ハンディル | ラ ラ ン | Category | |
| Indonesia | Ardjuna | Attaka | Cinta | Duri | Sumatr-L | Handil | Lalang | | |
| 7,392,377 | 184,319 | 204,214 | 1,266,237 | 1,679,475 | 2,517,367 | 288,348 | 68,060 | C.Y. 1997 | 1 |
| 5,340,920 | 89,827 | 78,813 | 1,220,695 | 1,183,122 | 1,848,697 | 154,688 | — | C.Y. 1998 | 2 |
| 5,566,450 | — | 28,301 | 918,841 | 1,105,507 | 2,504,148 | 293,790 | 19,082 | C.Y. 1999 | 3 |
| 5,589,212 | — | — | 1,129,212 | 1,387,965 | 2,390,760 | 43,069 | — | C.Y. 2000 | 4 |
| 3,517,193 | — | 26,814 | 865,911 | 716,112 | 1,379,015 | 565 | — | C.Y. 2001 | 5 |
| 4,782,682 | — | — | 1,061,355 | 1,138,900 | 2,003,198 | 11,082 | — | F.Y. 2000 | 6 |
| 3,093,686 | — | 26,814 | 668,456 | 818,034 | 1,176,705 | 395 | — | F.Y. 2001 | 7 |
| 952,943 | — | — | 317,823 | 115,240 | 373,117 | 253 | — | Q 1 2001 | 8 |
| 692,400 | — | 26,814 | 171,706 | 123,853 | 225,309 | — | — | Q 2 | 9 |
| 1,331,194 | — | — | 271,547 | 337,375 | 549,178 | 312 | — | Q 3 | 10 |
| 540,656 | — | — | 104,835 | 139,644 | 231,411 | — | — | Q 4 | 11 |
| 529,436 | — | — | 120,368 | 217,162 | 170,807 | 83 | — | Q 1 2002 | 12 |
| 406,318 | — | — | 122,046 | 50,142 | 147,524 | 253 | — | Jan. 2001 | 13 |
| 316,536 | — | — | 147,285 | 29,489 | 117,588 | — | — | Feb | 14 |
| 230,089 | — | — | 48,492 | 35,609 | 108,005 | — | — | Mar | 15 |
| 107,893 | — | — | 12,780 | 21,507 | 64,606 | — | — | Apr | 16 |
| 353,134 | — | — | 118,011 | 58,175 | 86,018 | — | — | May | 17 |
| 231,373 | — | 26,814 | 40,915 | 44,171 | 74,685 | — | — | Jun | 18 |
| 469,496 | — | — | 80,686 | 112,229 | 255,718 | — | — | Jul | 19 |
| 655,812 | — | — | 133,695 | 182,847 | 230,278 | 312 | — | Aug | 20 |
| 205,886 | — | — | 57,166 | 42,299 | 63,182 | — | — | Sep | 21 |
| 130,571 | — | — | 4,841 | 42,264 | 74,007 | — | — | Oct | 22 |
| 205,044 | — | — | 46,350 | 39,996 | 84,396 | — | — | Nov | 23 |
| 205,041 | — | — | 53,644 | 57,384 | 73,008 | — | — | Dec | 24 |
| 215,407 | — | — | 35,072 | 101,669 | 74,054 | — | — | Jan. 2002 | 25 |
| 195,585 | — | — | 57,403 | 94,178 | 44,004 | — | — | Feb | 26 |
| 118,444 | — | — | 27,893 | 21,315 | 52,749 | 83 | — | Mar | 27 |

| 区 分 | 電 力 用 | | | | | | | |
|---------------|-----------------------|-----------------|---------------------------|-----------------------------|------------------|-------------------------|-----------------|-------------------------|
| | 南 方 系 South East Asia | | | | | 中 東 計 Middle East | サウジアラビア 計 | |
| | イ ン ド ネ シ ア Indonesia | | | ベトナム Vietnam | | | Saudi Arabia | アラビアン・ ライト Arab—L |
| | ウイドリー Widuri | ボンタン Bontang | アルン・ コンデンセート Arun—C | セニパ・ コンデンセート Seniph—C | バック・ホ Bach—Ho | | | |
| 1 平成9 年 | 1,038,679 | 107,784 | 17,887 | 20,007 | 930,715 | 112 | 62 | 42 |
| 2 10 年 | 760,078 | 5,000 | — | — | 452,264 | — | — | — |
| 3 11 年 | 691,781 | 5,000 | — | — | 469,454 | 139 | 128 | 107 |
| 4 12 年 | 607,194 | 31,012 | — | — | 204,926 | 11 | 11 | 9 |
| 5 13 年 | 528,776 | — | — | — | 49,028 | — | — | — |
| 6 平成12 年 | 548,135 | 20,012 | — | — | 190,243 | — | — | — |
| 7 13 年 | 403,282 | — | — | — | 30,098 | — | — | — |
| 8 平成13年 1~3月 | 146,510 | — | — | — | 21,054 | — | — | — |
| 9 4~6月 | 144,718 | — | — | — | 15,425 | — | — | — |
| 10 7~9月 | 172,782 | — | — | — | 12,352 | — | — | — |
| 11 10~12月 | 64,766 | — | — | — | 197 | — | — | — |
| 12 平成14年 1~3月 | 21,016 | — | — | — | 2,124 | — | — | — |
| 13 平成13年 1月 | 86,353 | — | — | — | 14,993 | — | — | — |
| 14 2月 | 22,174 | — | — | — | 170 | — | — | — |
| 15 3月 | 37,983 | — | — | — | 5,891 | — | — | — |
| 16 4月 | 9,000 | — | — | — | 15,425 | — | — | — |
| 17 5月 | 90,930 | — | — | — | — | — | — | — |
| 18 6月 | 44,788 | — | — | — | — | — | — | — |
| 19 7月 | 20,863 | — | — | — | 8,759 | — | — | — |
| 20 8月 | 108,680 | — | — | — | 3,529 | — | — | — |
| 21 9月 | 43,239 | — | — | — | 64 | — | — | — |
| 22 10月 | 9,459 | — | — | — | 67 | — | — | — |
| 23 11月 | 34,302 | — | — | — | 130 | — | — | — |
| 24 12月 | 21,005 | — | — | — | — | — | — | — |
| 25 平成14年 1月 | 4,612 | — | — | — | 75 | — | — | — |
| 26 2月 | — | — | — | — | — | — | — | — |
| 27 3月 | 16,404 | — | — | — | 2,049 | — | — | — |

| 区 分 | 電 力 用 Powers | | | | 石油化学計 Petro chemical | 南方系計 South East Asia | マレーシア 計 | |
|---------------|--|-----------------|------------------|-------------|----------------------------|-------------------------------|------------|-------------------------------|
| | 大 洋 州 Oceania | | | | | | Malaysia | テレンガノ・ コンデンセート Tereng—C |
| | オーストラリア Australia | | | | | | | |
| | ノース・ウェスト・ シエルフ・ コンデンセート N・W・S・C | ワンドゥー Wandoo | グリフィン Griffin | スタグ Stag | | | | |
| 1 平成9 年 | 20,170 | 365,645 | 1,033 | — | 3,188,386 | 528,692 | 357,250 | 216,518 |
| 2 10 年 | 49,655 | 494,844 | 2,708 | 42,916 | 2,899,867 | 726,438 | 437,124 | 45,881 |
| 3 11 年 | 20,012 | 464,359 | — | 79,707 | 2,796,374 | 625,310 | 390,075 | — |
| 4 12 年 | 284 | 390,661 | — | 252,368 | 1,935,850 | 532,116 | 268,637 | — |
| 5 13 年 | — | 446,626 | 1,588 | 227,984 | 1,310,420 | 287,649 | 130,039 | — |
| 6 平成12 年 | 84 | 410,064 | 181 | 212,200 | 1,745,776 | 440,631 | 196,574 | — |
| 7 13 年 | — | 399,813 | 1,407 | 214,713 | 991,316 | 229,369 | 98,408 | — |
| 8 平成13年 1~3月 | — | 113,984 | 181 | 24,771 | 414,019 | 107,857 | 31,631 | — |
| 9 4~6月 | — | 133,248 | 530 | 43,401 | 364,434 | 104,771 | 87,054 | — |
| 10 7~9月 | — | 65,872 | 877 | 151,190 | 330,711 | 37,144 | 11,354 | — |
| 11 10~12月 | — | 133,522 | — | 8,622 | 201,256 | 37,877 | — | — |
| 12 平成14年 1~3月 | — | 67,171 | — | 11,500 | 94,915 | 49,577 | — | — |
| 13 平成13年 1月 | — | 43,463 | — | 24,771 | 196,420 | 31,649 | — | — |
| 14 2月 | — | 48,184 | — | — | 68,891 | 31,631 | 31,631 | — |
| 15 3月 | — | 22,337 | 181 | — | 148,708 | 44,577 | — | — |
| 16 4月 | — | 59,063 | 60 | 1,300 | 102,172 | 22,745 | 5,028 | — |
| 17 5月 | — | 49,093 | 103 | 14,952 | 105,632 | 28,262 | 28,262 | — |
| 18 6月 | — | 25,092 | 367 | 27,149 | 156,630 | 53,764 | 53,764 | — |
| 19 7月 | — | 61,666 | 822 | 50,361 | 84,853 | 11,354 | 11,354 | — |
| 20 8月 | — | 758 | 55 | 32,234 | 132,866 | 25,790 | — | — |
| 21 9月 | — | 3,448 | — | 68,595 | 112,992 | — | — | — |
| 22 10月 | — | 24,239 | — | 4,002 | 110,246 | — | — | — |
| 23 11月 | — | 81,137 | — | 2,580 | 85,122 | 37,877 | — | — |
| 24 12月 | — | 28,146 | — | 2,040 | 5,888 | — | — | — |
| 25 平成14年 1月 | — | 13,049 | — | 2,000 | 8,607 | — | — | — |
| 26 2月 | — | 18,891 | — | 1,199 | 7,251 | 7,251 | — | — |
| 27 3月 | — | 35,231 | — | 8,301 | 79,057 | 42,326 | — | — |

(単位: kl/Unit: kl)

| Powers | | | | | | | | | Category | |
|-----------|-----------|-------------|-----------|-------------------------------|-------------|---------|-----------|-----------|----------|--|
| | | | アフリカ計 | | 大洋州計 | | | | | |
| アラビアン・ヘビー | カタール・マリーン | アラブ首長国U.A.E | ガボン Gabon | スーダンSudan | オーストラリア計 | | | | | |
| Arab-H | Qatar-M | Murban | Africa | ラビ・エクスポート ブレンド Rabi-Bld | ナイル Nile | Oceania | Australia | | | |
| 20 | 46 | 4 | 229,245 | 229,245 | — | 386,848 | 386,848 | C.Y. 1997 | 1 | |
| — | — | — | 181,749 | 181,749 | — | 590,123 | 590,123 | C.Y. 1998 | 2 | |
| 21 | 11 | — | 19,796 | 19,796 | — | 564,078 | 564,078 | C.Y. 1999 | 3 | |
| 2 | — | — | 55,963 | — | 55,963 | 643,313 | 643,313 | C.Y. 2000 | 4 | |
| — | — | — | 5,279 | — | 5,279 | 676,198 | 676,198 | C.Y. 2001 | 5 | |
| — | — | — | 43,737 | — | 43,737 | 622,529 | 622,529 | F.Y. 2000 | 6 | |
| — | — | — | 3,430 | — | 3,430 | 615,933 | 615,933 | F.Y. 2001 | 7 | |
| — | — | — | 1,969 | — | 1,969 | 138,936 | 138,936 | Q 1 2001 | 8 | |
| — | — | — | 467 | — | 467 | 177,179 | 177,179 | Q 2 | 9 | |
| — | — | — | 2,621 | — | 2,621 | 217,939 | 217,939 | Q 3 | 10 | |
| — | — | — | 222 | — | 222 | 142,144 | 142,144 | Q 4 | 11 | |
| — | — | — | 120 | — | 120 | 78,671 | 78,671 | Q 1 2002 | 12 | |
| — | — | — | 1,372 | — | 1,372 | 68,234 | 68,234 | Jan. 2001 | 13 | |
| — | — | — | 387 | — | 387 | 48,184 | 48,184 | Feb | 14 | |
| — | — | — | 210 | — | 210 | 22,518 | 22,518 | Mar | 15 | |
| — | — | — | — | — | — | 60,423 | 60,423 | Apr | 16 | |
| — | — | — | 267 | — | 267 | 64,148 | 64,148 | May | 17 | |
| — | — | — | 200 | — | 200 | 52,608 | 52,608 | Jun | 18 | |
| — | — | — | 209 | — | 209 | 112,849 | 112,849 | Jul | 19 | |
| — | — | — | 2,412 | — | 2,412 | 33,047 | 33,047 | Aug | 20 | |
| — | — | — | — | — | — | 72,043 | 72,043 | Sep | 21 | |
| — | — | — | — | — | — | 28,241 | 28,241 | Oct | 22 | |
| — | — | — | 85 | — | 85 | 83,717 | 83,717 | Nov | 23 | |
| — | — | — | 137 | — | 137 | 30,186 | 30,186 | Dec | 24 | |
| — | — | — | 23 | — | 23 | 15,049 | 15,049 | Jan. 2002 | 25 | |
| — | — | — | — | — | — | 20,090 | 20,090 | Feb | 26 | |
| — | — | — | 97 | — | 97 | 43,532 | 43,532 | Mar | 27 | |

| 石 油 化 学 | | | | | | | | Category | | |
|---------------|-------------|------------------|-------------|--------------------------|-------------------------|---------|---------|-----------|----|--|
| | | | 中 東 計 | | カタール計 | | | | | |
| ビンツール・コンデンセート | ブルネイ Brunei | インドネシア Indonesia | イラン Iran | サウジアラビア Su Arab | カタール・コンデンセート | | | | | |
| Bintul-C | Seria-C | Bontang-C | Middle East | カンガン・コンデンセート Kangan-C | アラビアン・コンデンセート Arab-C | Qatar | Qatar-C | | | |
| 140,732 | 171,442 | — | 2,441,734 | 551,763 | 1,582,417 | 65,120 | 65,120 | C.Y. 1997 | 1 | |
| 391,243 | 269,292 | 20,022 | 1,882,574 | 634,512 | 1,042,513 | 73,788 | — | C.Y. 1998 | 2 | |
| 390,075 | 235,235 | — | 2,014,667 | 465,132 | 1,037,622 | 511,913 | 34,962 | C.Y. 1999 | 3 | |
| 268,637 | 263,479 | — | 1,219,966 | 306,020 | 563,136 | 350,810 | — | C.Y. 2000 | 4 | |
| 130,039 | 156,509 | — | 921,179 | 206,493 | 356,414 | 349,258 | — | C.Y. 2001 | 5 | |
| 196,574 | 244,057 | — | 1,182,271 | 350,213 | 455,572 | 376,486 | — | F.Y. 2000 | 6 | |
| 98,408 | 129,860 | — | 674,631 | 124,036 | 277,019 | 255,998 | — | F.Y. 2001 | 7 | |
| 31,631 | 76,226 | — | 282,714 | 82,457 | 79,395 | 120,862 | — | Q 1 2001 | 8 | |
| 87,054 | 17,717 | — | 259,619 | 75,387 | 80,980 | 103,252 | — | Q 2 | 9 | |
| 11,354 | 25,790 | — | 253,989 | 42,876 | 85,969 | 125,144 | — | Q 3 | 10 | |
| — | 36,776 | — | 124,857 | 5,773 | 110,070 | — | — | Q 4 | 11 | |
| — | 49,577 | — | 36,166 | — | — | 27,602 | — | Q 1 2002 | 12 | |
| — | 31,649 | — | 141,374 | 38,311 | 73,242 | 29,821 | — | Jan. 2001 | 13 | |
| 31,631 | — | — | 37,209 | — | 6,153 | 31,056 | — | Feb | 14 | |
| — | 44,577 | — | 104,131 | 44,146 | — | 59,985 | — | Mar | 15 | |
| 5,028 | 17,717 | — | 79,388 | 38,198 | — | 41,190 | — | Apr | 16 | |
| 28,262 | — | — | 77,370 | — | 51,954 | 25,416 | — | May | 17 | |
| 53,764 | — | — | 102,861 | 37,189 | 29,026 | 36,646 | — | Jun | 18 | |
| 11,354 | — | — | 73,447 | 5,397 | 8,405 | 59,645 | — | Jul | 19 | |
| — | 25,790 | — | 67,550 | 37,479 | 724 | 29,347 | — | Aug | 20 | |
| — | — | — | 112,992 | — | 76,840 | 36,152 | — | Sep | 21 | |
| — | — | — | 93,966 | — | 84,952 | — | — | Oct | 22 | |
| — | 36,776 | — | 25,118 | — | 25,118 | — | — | Nov | 23 | |
| — | — | — | 5,773 | 5,773 | — | — | — | Dec | 24 | |
| — | — | — | 8,564 | — | — | — | — | Jan. 2002 | 25 | |
| — | 7,251 | — | — | — | — | — | — | Feb | 26 | |
| — | 42,326 | — | 27,602 | — | — | 27,602 | — | Mar | 27 | |

| 区 分 | 石 油 化 学 Petro chemical | | | | | | | | |
|----------------|---------------------------------------|----------------------------|------------------------|-------------------------|------------------------------|---------|-----------------|--|--|
| | 中 東 Middle East | | | | | | 大洋州計 Oceania | オーストラリアAustral ノース・ウェスト・ シエルフ・ コンデンセート N・W・S—C | ニュージーランドNew Zealand マウイ・ コンデンセート Maui—C |
| | オマーン | | アラブ首長 国連邦計 U・A・E | ダス・ コンデンセート Das—C | ルワイス・ コンデンセート Ruwais—C | | | | |
| | カタール・ デュハン・ コンデンセート Qatar—DC | オマーン・ コンデンセート Oman—C | | | | | | | |
| 1 平成9 年 | — | — | 242,434 | 163,425 | 79,009 | 217,960 | 217,960 | — | |
| 2 10 年 | 73,788 | — | 131,761 | 57,935 | 73,826 | 290,855 | 211,264 | 79,591 | |
| 3 11 年 | 476,951 | — | — | — | — | 156,397 | 156,397 | — | |
| 4 12 年 | 350,810 | — | — | — | — | 183,768 | 176,008 | 7,760 | |
| 5 13 年 | 349,258 | 9014 | — | — | — | 101,592 | 101,592 | — | |
| 6 平成12 年 | 376,486 | — | — | — | — | 122,874 | 115,114 | 7,760 | |
| 7 13 年 | 255,998 | 17,578 | — | — | — | 87,316 | 87,316 | — | |
| 8 平成13年 1~3 月 | 120,862 | — | — | — | — | 23,448 | 23,448 | — | |
| 9 4~6 月 | 103,252 | — | — | — | — | 44 | 44 | — | |
| 10 7~9 月 | 125,144 | — | — | — | — | 39,578 | 39,578 | — | |
| 11 10~12 月 | — | 9,014 | — | — | — | 38,522 | 38,522 | — | |
| 12 平成14年 1~3 月 | 27,602 | 8,564 | — | — | — | 9,172 | 9,172 | — | |
| 13 平成13年 1 月 | 29,821 | — | — | — | — | 23,397 | 23,397 | — | |
| 14 2 月 | 31,056 | — | — | — | — | 51 | 51 | — | |
| 15 3 月 | 59,985 | — | — | — | — | — | — | — | |
| 16 4 月 | 41,190 | — | — | — | — | 39 | 39 | — | |
| 17 5 月 | 25,416 | — | — | — | — | — | — | — | |
| 18 6 月 | 36,646 | — | — | — | — | 5 | 5 | — | |
| 19 7 月 | 59,645 | — | — | — | — | 52 | 52 | — | |
| 20 8 月 | 29,347 | — | — | — | — | 39,526 | 39,526 | — | |
| 21 9 月 | 36,152 | — | — | — | — | — | — | — | |
| 22 10 月 | — | 9,014 | — | — | — | 16,280 | 16,280 | — | |
| 23 11 月 | — | — | — | — | — | 22,127 | 22,127 | — | |
| 24 12 月 | — | — | — | — | — | 115 | 115 | — | |
| 25 平成14年 1 月 | — | 8,564 | — | — | — | 43 | 43 | — | |
| 26 2 月 | — | — | — | — | — | — | — | — | |
| 27 3 月 | 27,602 | — | — | — | — | 9,129 | 9,129 | — | |

| 区 分 | その他用Other Industries | | Category | |
|----------------|----------------------|--------|-----------|----|
| | オーストラリアAustralia | | | |
| | イエメンYemen | ワンドゥー | | |
| | マシラ | Wandoo | | |
| 1 平成9 年 | — | — | C.Y. 1997 | 1 |
| 2 10 年 | 152,875 | — | C.Y. 1998 | 2 |
| 3 11 年 | — | — | C.Y. 1999 | 3 |
| 4 12 年 | — | — | C.Y. 2000 | 4 |
| 5 13 年 | — | 17,203 | C.Y. 2001 | 5 |
| 6 平成12 年 | — | 17,203 | F.Y. 2000 | 6 |
| 7 13 年 | — | — | F.Y. 2001 | 7 |
| 8 平成13年 1~3 月 | — | 17,203 | Q 1 2001 | 8 |
| 9 4~6 月 | — | — | Q 2 | 9 |
| 10 7~9 月 | — | — | Q 3 | 10 |
| 11 10~12 月 | — | — | Q 4 | 11 |
| 12 平成14年 1~3 月 | — | — | Q 1 2002 | 12 |
| 13 平成13年 1 月 | — | 1,397 | Jan. 2001 | 13 |
| 14 2 月 | — | 832 | Feb | 14 |
| 15 3 月 | — | 12,368 | Mar | 15 |
| 16 4 月 | — | 7,481 | Apr | 16 |
| 17 5 月 | — | 14,597 | May | 17 |
| 18 6 月 | — | 13,249 | Jun | 18 |
| 19 7 月 | — | 18,829 | Jul | 19 |
| 20 8 月 | — | 14,197 | Aug | 20 |
| 21 9 月 | — | 14,380 | Sep | 21 |
| 22 10 月 | — | 11,029 | Oct | 22 |
| 23 11 月 | — | 17,669 | Nov | 23 |
| 24 12 月 | — | 9,094 | Dec | 24 |
| 25 平成14年 1 月 | — | — | Jan. 2002 | 25 |
| 26 2 月 | — | — | Feb | 26 |
| 27 3 月 | — | — | Mar | 27 |

(単位: kl/Unit: kl)

| その他用計 Other Industries | 中国China | インドネシ ア計 Indonesia | デュリー Duri | スマトラ・ ライト Sumatr-L | シンタ Cinta | 中東計 Middle East | サウジアラビアSu Arab | Category | |
|------------------------------|---------------|--------------------------|--------------|--------------------------|--------------|-----------------------|-------------------------|-----------|----|
| | 大慶 Taching | | | | | | アラビアン・ ライト Arab-L | | |
| 18,285 | — | 11,000 | 11,000 | — | — | 7,285 | 7,285 | C.Y. 1997 | 1 |
| 175,060 | — | 13,500 | 12,400 | 1,100 | — | 161,560 | 8,685 | C.Y. 1998 | 2 |
| 20,084 | 800 | 14,891 | 11,004 | 3,887 | — | 4,393 | 4,393 | C.Y. 1999 | 3 |
| 21,775 | 2,200 | 16,381 | 9,905 | 6,476 | — | 3,194 | 3,194 | C.Y. 2000 | 4 |
| 166,715 | — | 23,075 | 17,682 | 4,978 | 415 | 5,887 | 5,887 | C.Y. 2001 | 5 |
| 37,167 | 883 | 15,887 | 8,805 | 6,667 | 415 | 3,194 | 3,194 | F.Y. 2000 | 6 |
| 202,472 | — | 30,081 | 24,983 | 5,098 | — | 5,887 | 5,887 | F.Y. 2001 | 7 |
| 20,491 | — | 5,894 | 2,201 | 3,278 | 415 | — | — | Q 1 2001 | 8 |
| 39,954 | — | 500 | 500 | — | — | 1,496 | 1,496 | Q 2 | 9 |
| 59,573 | — | 9,475 | 9,475 | — | — | 2,692 | 2,692 | Q 3 | 10 |
| 46,697 | — | 7,206 | 5,506 | 1,700 | — | 1,699 | 1,699 | Q 4 | 11 |
| 56,248 | — | 12,900 | 9,502 | 3,398 | — | — | — | Q 1 2002 | 12 |
| 1,397 | — | — | — | — | — | — | — | Jan. 2001 | 13 |
| 3,628 | — | 2,796 | 1,101 | 1,695 | — | — | — | Feb | 14 |
| 15,466 | — | 3,098 | 1,100 | 1,583 | 415 | — | — | Mar | 15 |
| 8,380 | — | — | — | — | — | — | — | Apr | 16 |
| 16,093 | — | — | — | — | — | 1,496 | 1,496 | May | 17 |
| 15,481 | — | 500 | 500 | — | — | — | — | Jun | 18 |
| 23,826 | — | 3,301 | 3,301 | — | — | 1,696 | 1,696 | Jul | 19 |
| 16,958 | — | 2,761 | 2,761 | — | — | — | — | Aug | 20 |
| 18,789 | — | 3,413 | 3,413 | — | — | 996 | 996 | Sep | 21 |
| 14,929 | — | 2,201 | 2,201 | — | — | 1,699 | 1,699 | Oct | 22 |
| 18,771 | — | 1,102 | 1,102 | — | — | — | — | Nov | 23 |
| 12,997 | — | 3,903 | 2,203 | 1,700 | — | — | — | Dec | 24 |
| 20,148 | — | 6,800 | 5,102 | 1,698 | — | — | — | Jan. 2002 | 25 |
| 18,013 | — | 2,200 | 2,200 | — | — | — | — | Feb | 26 |
| 18,087 | — | 3,900 | 2,200 | 1,700 | — | — | — | Mar | 27 |

3. 石油製品

(1) 石油製品製油所受払/Receipt and Shipment by Oil Refineries

① 総括 (平成13年)/Total

| 区 分 | 単位 | 生 産 Production | 受 入 Receipt | 消 費 Consumption (精製用燃料) (fuel for use in refinery) | 販 売 部 門 | |
|-----|-------------|-------------------|----------------|---|---------------|-------------|
| | | | | | Sales section | |
| 1 | 計 | kl | 57,985,309 | 3,409,205 | — | 60,653,497 |
| 2 | 自動車用ガソリン | kl | 57,956,106 | 3,407,063 | — | 60,621,885 |
| 3 | 高級 | kl | 11,628,933 | 962,981 | — | 12,394,536 |
| 4 | 並級 | kl | 46,327,173 | 2,444,082 | — | 48,227,349 |
| 5 | その他用ガソリン | kl | 29,203 | 2,142 | — | 31,612 |
| 6 | 計 | kl | 18,462,115 | 22,554,682 | 57,452 | 40,665,323 |
| 7 | ナフサ | kl | 17,831,738 | 22,379,120 | 3,864 | 40,074,379 |
| 8 | 石油化学用ナフサ | kl | 630,377 | 175,562 | 53,588 | 590,944 |
| 9 | その他用ナフサ | kl | | | | |
| 9 | ジェット燃料油 | kl | 10,702,924 | 409,422 | — | 10,967,786 |
| 10 | 灯油 | kl | 28,086,224 | 3,250,269 | 21,392 | 30,629,935 |
| 11 | 軽油 | kl | 41,631,413 | 2,261,907 | 48 | 43,660,726 |
| 12 | 計 | kl | 65,150,158 | 4,429,089 | 2,702,008 | 65,895,584 |
| 13 | A 重油 | kl | 28,684,435 | 914,163 | 173,213 | 29,076,000 |
| 14 | B 重油 | kl | 15,750 | 2,058 | 523 | 29,478 |
| 15 | C 重油 | kl | 36,449,973 | 3,512,868 | 2,528,272 | 36,790,106 |
| 16 | 燃料油計 | kl | 222,018,143 | 36,314,574 | 2,780,900 | 252,472,851 |
| 17 | 潤滑油 | kl | 2,592,113 | 161,427 | 7,987 | 2,724,581 |
| 18 | パラフィン | t | 104,476 | 2,134 | — | 106,623 |
| | | kl | 128,136 | 2,601 | — | 130,484 |
| 19 | 計 | t | 5,470,480 | 106,834 | 6,490 | 5,118,977 |
| | | kl | 5,315,231 | 103,864 | 6,301 | 4,973,244 |
| 20 | アスファルト | t | 5,344,282 | 105,834 | 6,490 | 4,930,071 |
| | ストレートアスファルト | kl | 5,192,115 | 102,883 | 6,301 | 4,789,249 |
| 21 | ブローンアスファルト | t | 126,198 | 1,000 | — | 188,906 |
| | | kl | 123,116 | 981 | — | 183,995 |
| 22 | 計 | t | 5,167,379 | 4,283,474 | 121,665 | 9,071,181 |
| | | kl | 9,523,702 | 7,938,517 | 211,472 | 16,817,525 |
| 23 | 液化石油ガス | t | 2,796,018 | 2,464,602 | 4,173 | 5,302,579 |
| | P.P、P.B | kl | 5,429,933 | 4,797,791 | 8,104 | 10,308,777 |
| 24 | B . B | t | 2,371,361 | 1,818,872 | 117,492 | 3,768,602 |
| | | kl | 4,093,769 | 3,140,726 | 203,368 | 6,508,748 |
| 25 | オイルコークス | t | 854,476 | — | 260,841 | 586,145 |
| | | kl | 888,747 | — | 260,017 | 621,251 |
| 26 | 回収いおう | t | 2,024,389 | 536 | — | 2,053,049 |
| | | kl | 1,115,179 | 297 | — | 1,131,307 |
| 27 | その他の石油製品 | kl | 436,689 | 777 | 57,153 | 377,477 |
| 28 | 小計 | kl | 242,017,940 | 44,522,057 | 3,323,830 | 279,248,720 |
| 29 | 精製及び混合原料油 | kl | 17,259,811 | 2,350 | — | 8,899,552 |
| 30 | 合計 | kl | 259,277,751 | 44,524,407 | 3,323,830 | 288,148,272 |
| 31 | 石油ガス | kl | 9,987,387 | 485,389 | 9,618,299 | 743,750 |

Petroleum Products

(単位: kl、t/Unit: kl、t)

| 出荷 Shipments | | 品種振替 Conversion to another product | 年末在庫 Year-end Inventories | Unit | Category | |
|--------------------|-----------------------------------|--|---------------------------------|------|--|----------------------------------|
| 転送 Transfer out | その他 Others (自家使用) (own use) | | | | | |
| 773,790 | 366 | 277 | 1,063,773 | kl | Total | 1 |
| 773,790 | 366 | 277 | 1,058,606 | kl | Total | 2 |
| 166,545 | 185 | 437 | 304,252 | kl | Premium } Motor Gasoline | Gasoline 3 |
| 607,245 | 181 | ▲ 160 | 754,354 | kl | Regular | 4 |
| — | — | — | 5,167 | kl | Others | 5 |
| 67,130 | 22 | ▲ 405,855 | 1,091,913 | kl | Total | 6 |
| 67,130 | — | ▲ 300,556 | 1,032,980 | kl | Petrochemical Use | Naphtha 7 |
| — | 22 | ▲ 105,299 | 58,933 | kl | Others | 8 |
| 45,290 | — | 37,297 | 583,830 | kl | Jet Fuel | 9 |
| 702,735 | 1,754 | ▲ 254,107 | 1,719,834 | kl | Kerosene | 10 |
| 465,402 | 1,459 | ▲ 14,509 | 875,753 | kl | Gas Oil | 11 |
| 960,725 | 8,717 | 88,989 | 1,771,970 | kl | Total | 12 |
| 470,048 | 8,406 | 37,522 | 602,541 | kl | Fuel Oil A | Fuel Oil 13 |
| — | 299 | 12,435 | 2,148 | kl | Fuel Oil B | 14 |
| 490,677 | 12 | 39,032 | 1,167,281 | kl | Fuel Oil C | 15 |
| 3,015,072 | 12,318 | ▲ 547,908 | 7,107,073 | kl | Total of Main Petroleum Products | 16 |
| 18,549 | 5,018 | ▲ 625 | 156,486 | kl | Lubricating Oil | 17 |
| — | — | — | 10,787 | t | Paraffin Wax | 18 |
| — | — | — | 13,594 | kl | | |
| 7,889 | 418,535 | ▲ 42,755 | 224,023 | t | Total | 19 |
| 7,651 | 406,328 | ▲ 42,346 | 217,581 | kl | | |
| 7,889 | 418,535 | ▲ 108,073 | 212,411 | t | Straight Asphalt | Asphalt 20 |
| 7,651 | 406,328 | ▲ 105,764 | 206,221 | kl | | |
| — | — | 65,318 | 11,612 | t | Blown Asphalt | 21 |
| — | — | 63,418 | 11,360 | kl | | |
| 317,297 | 16,287 | ▲ 216,696 | 529,156 | t | Total | 22 |
| 567,919 | 30,424 | ▲ 373,709 | 984,334 | kl | | |
| 96,080 | 9,153 | ▲ 2,028 | 306,057 | t | Propane・Propylene | Liquefied Petroleum Gas 23 |
| 187,455 | 17,978 | ▲ 3,845 | 594,203 | kl | and Propane・Butane | |
| 221,217 | 7,134 | ▲ 214,668 | 223,099 | t | Butane・Butylene | 24 |
| 380,464 | 12,446 | ▲ 369,864 | 390,131 | kl | | |
| — | — | — | 26,103 | t | Petroleum Coke | 25 |
| — | — | — | 32,427 | kl | | |
| — | 28 | — | 140,419 | t | Recoverd Sulfur | 26 |
| — | 14 | — | 77,258 | kl | | |
| 54 | 22 | ▲ 245 | 22,844 | kl | Others | 27 |
| 3,609,245 | 454,124 | ▲ 964,833 | 8,611,597 | kl | Total | 28 |
| 8,338,572 | 20,637 | 24,867 | — | kl | Refining Material and Blending Component Oil | 29 |
| 11,947,817 | 474,761 | ▲ 939,966 | 8,611,597 | kl | Grand total | 30 |
| — | 11,316 | 4,268 | — | kl | Off Gas | 31 |

② 総括 (平成13年度) / Total

| 区 分 | 単位 | 生 産 Production | 受 入 Receipt | 消 費 Consumption (精製用燃料) (fuel for use in refinery) | 販 売 部 門 | |
|-----|----------------|-------------------|----------------|---|---------------|-------------|
| | | | | | Sales section | |
| 1 | 計 | kl | 58,215,742 | 2,865,471 | — | 60,287,002 |
| 2 | 自動車用ガソリン | kl | 58,171,693 | 2,861,629 | — | 60,243,418 |
| 3 | 高級 | kl | 11,677,472 | 726,745 | — | 12,224,120 |
| 4 | 並級 | kl | 46,494,221 | 2,134,884 | — | 48,019,298 |
| 5 | その他用ガソリン | kl | 44,049 | 3,842 | — | 43,584 |
| 6 | 計 | kl | 18,559,411 | 22,336,305 | 53,390 | 40,438,386 |
| 7 | 石油化学用ナフサ | kl | 17,956,011 | 22,161,179 | 4,381 | 39,879,395 |
| 8 | その他用ナフサ | kl | 603,400 | 175,126 | 49,009 | 558,991 |
| 9 | ジェット燃料油 | kl | 10,401,686 | 335,076 | — | 10,726,541 |
| 10 | 灯油 | kl | 27,394,794 | 2,577,523 | 28,919 | 29,250,231 |
| 11 | 軽油 | kl | 41,575,194 | 1,989,347 | 45 | 43,090,294 |
| 12 | 計 | kl | 63,330,541 | 4,181,886 | 2,648,503 | 63,934,871 |
| 13 | A重油 | kl | 28,376,756 | 815,638 | 166,052 | 28,647,944 |
| 14 | B・C重油 | kl | 34,953,785 | 3,366,248 | 2,482,451 | 35,286,927 |
| 15 | 燃料油計 | kl | 219,477,368 | 34,285,608 | 2,730,857 | 247,727,325 |
| 16 | 潤滑油 | kl | 2,613,898 | 158,564 | 5,867 | 2,758,586 |
| 17 | パラフィン | t | 105,925 | 2,131 | — | 109,546 |
| 18 | アスファルト | t | 5,425,504 | 116,002 | 6,728 | 5,082,910 |
| 19 | 計 | t | 4,999,246 | 4,141,528 | 118,120 | 8,639,353 |
| 20 | 液化石油ガス P.P.P.B | t | 2,771,433 | 2,439,178 | 4,161 | 5,066,412 |
| 21 | B.B | t | 2,227,813 | 1,702,350 | 113,959 | 3,572,941 |
| 22 | オイルコークス | t | 872,056 | — | 280,032 | 584,466 |
| 23 | 回収いおう | t | 1,985,497 | 543 | — | 1,999,885 |
| 24 | その他の石油製品 | kl | 427,325 | 769 | 59,182 | 369,300 |
| 25 | 小計 | kl | 238,294,149 | 41,431,089 | 3,265,706 | 272,059,973 |
| 26 | 精製及び混合原料油 | kl | 15,448,493 | 2,350 | — | 7,103,609 |
| 27 | 合計 | kl | 253,742,642 | 41,433,439 | 3,265,706 | 279,163,582 |
| 28 | 石油ガス | kl | 9,847,854 | 470,211 | 9,525,029 | 723,516 |

注：平成14年1月の調査票改正により以下の点が変更。

- ・B重油とC重油が、「B・C重油」に統合。
- ・潤滑油、パラフィン、アスファルト、液化石油ガス、オイルコークス、回収いおうの「kl」単位の数値が削除。
- ・アスファルトの内訳が削除。

(単位: kl, t/Unit: kl, t)

| 出 荷 Shipments | | 品 種 振 替 Conversion to another product | 年 度 在 庫 Year-end Inventories | Unit | Category | |
|---------------------|-------------------------------------|---|------------------------------------|------|--|----------------------------------|
| 転 送 Transfer out | そ の 他 Others (自家使用) (own use) | | | | | |
| 669,080 | 367 | 22,658 | 1,455,272 | kl | Total | 1 |
| 669,080 | 367 | 19,256 | 1,442,672 | kl | Total | 2 |
| 133,630 | 183 | 337 | 358,008 | kl | Premium } Motor Gasoline | Gasoline 3 |
| 535,450 | 184 | 18,919 | 1,084,664 | kl | Regular | 4 |
| — | — | 3,402 | 12,600 | kl | Others | 5 |
| 78,560 | 22 | ▲ 490,366 | 1,242,757 | kl | Total | 6 |
| 78,560 | — | ▲ 390,344 | 1,191,547 | kl | Petrochemical Use | Naphtha 7 |
| — | 22 | ▲ 100,022 | 51,210 | kl | Others | 8 |
| 52,190 | — | 45,598 | 417,071 | kl | Jet Fuel | 9 |
| 717,253 | 1,540 | ▲ 272,562 | 1,003,450 | kl | Kerosene | 10 |
| 484,601 | 1,400 | ▲ 36,186 | 977,291 | kl | Gas Oil | 11 |
| 915,311 | 8,385 | 116,267 | 1,713,085 | kl | Total | 12 |
| 458,564 | 8,082 | 37,110 | 571,129 | kl | Fuel Oil A | Fuel Oil 13 |
| 456,747 | 303 | 79,157 | 1,141,956 | kl | Fuel Oil B・C | 14 |
| 2,916,995 | 11,714 | ▲ 614,591 | 6,808,926 | kl | Total of Main Petroleum Products | 15 |
| 18,758 | 7,607 | ▲ 596 | 151,494 | kl | Lubricating Oil | 16 |
| — | — | — | 10,174 | t | Paraffin Wax | 17 |
| 5,664 | 420,651 | ▲ 56,628 | 181,032 | kl | Asphalt | 18 |
| 300,212 | 14,582 | ▲ 212,617 | 515,509 | t | Total | 19 |
| 111,901 | 9,126 | ▲ 2,102 | 264,043 | t | Propane・Propylene and Propane・Butane | Liquefied Petroleum Gas 20 |
| 188,311 | 5,456 | ▲ 210,515 | 251,466 | t | Butane・Butylene | 21 |
| — | — | — | 24,683 | t | Petroleum Coke | 22 |
| — | 28 | ▲ 370 | 157,158 | t | Recoverd Sulfur | 23 |
| 51 | 17 | ▲ 205 | 23,708 | kl | Others | 24 |
| 3,429,138 | 458,293 | ▲ 1,017,975 | 7,872,684 | kl | Total | 25 |
| 8,349,519 | 23,127 | 28,699 | 13 | kl | Refining Material and Blending Component Oil | 26 |
| 11,778,657 | 481,420 | ▲ 989,276 | 7,872,697 | kl | Grand total | 27 |
| — | 11,233 | 4,268 | — | kl | Off Gas | 28 |

(2) 石油製品油種別生産／Production of Petroleum Products by Kind of Oil

① 総括／Total

| 年 | 月 | 石油製品 合計 Petroleum Products Total | 燃料油計 Total of Main Petroleum Products | ガソリン計 Total Gasoline | | | 自動車用 ガソリン計 Motor Gasoline | | その他用 Others | ナフサ計 Total Naphtha | 石油化学用 Petrochemical Use | その他用 Others |
|----|-------|--|---|----------------------------|------------|------------|------------------------------------|---------------------------|----------------|--------------------------|-------------------------------|----------------|
| | | | | (kl) | (kl) | (kl) | 高級 Premium Gasoline | 並級 Regular Gasoline | | | | |
| 1 | 平成9 | 年 | 252,427,529 | 232,061,069 | 53,533,630 | 53,444,868 | 11,309,142 | 42,135,726 | 88,762 | 19,234,439 | 18,000,039 | 1,234,400 |
| 2 | 10 | 年 | 248,802,547 | 229,382,992 | 55,316,068 | 55,235,914 | 11,690,415 | 43,545,499 | 80,154 | 18,002,816 | 17,131,594 | 871,222 |
| 3 | 11 | 年 | 244,727,942 | 225,255,223 | 56,315,946 | 56,238,613 | 11,867,715 | 44,370,898 | 77,333 | 17,978,293 | 16,909,168 | 1,069,125 |
| 4 | 12 | 年 | 243,704,972 | 224,033,774 | 56,725,574 | 56,683,874 | 11,538,929 | 45,144,945 | 41,700 | 17,955,335 | 17,030,407 | 924,928 |
| 5 | 13 | 年 | 242,017,940 | 222,018,143 | 57,985,309 | 57,956,106 | 11,628,933 | 46,327,173 | 29,203 | 18,462,115 | 17,831,738 | 630,377 |
| 6 | 平成12年 | 度 | 244,936,102 | 225,106,244 | 56,989,185 | 56,952,080 | 11,495,456 | 45,456,624 | 37,105 | 18,143,652 | 17,289,932 | 853,720 |
| 7 | 13年 | 度 | 238,294,149 | 219,477,368 | 58,215,742 | 58,171,693 | 11,677,472 | 46,494,221 | 44,049 | 18,559,411 | 17,956,011 | 603,400 |
| 8 | 13年 | 1～3月 | 65,769,026 | 60,287,806 | 13,991,051 | 13,985,139 | 2,761,238 | 11,223,901 | 5,912 | 5,298,545 | 5,109,839 | 188,706 |
| 9 | | 4～6月 | 55,444,296 | 50,799,163 | 14,068,488 | 14,061,416 | 2,852,381 | 11,209,035 | 7,072 | 4,062,726 | 3,906,056 | 156,670 |
| 10 | | 7～9月 | 59,237,899 | 54,443,155 | 15,300,277 | 15,291,532 | 3,087,275 | 12,204,257 | 8,745 | 4,535,265 | 4,396,371 | 138,894 |
| 11 | | 10～12月 | 61,566,719 | 56,488,019 | 14,625,493 | 14,618,019 | 2,928,039 | 11,689,980 | 7,474 | 4,565,579 | 4,419,472 | 146,107 |
| 12 | 14年 | 1～3月 | 62,045,235 | 57,747,031 | 14,221,484 | 14,200,726 | 2,809,777 | 11,390,949 | 20,758 | 5,395,841 | 5,234,112 | 161,729 |
| 13 | 13年 | 1月 | 22,356,038 | 20,654,499 | 4,776,905 | 4,775,520 | 972,585 | 3,802,935 | 1,385 | 1,803,999 | 1,744,890 | 59,109 |
| 14 | | 2月 | 21,307,281 | 19,538,292 | 4,380,012 | 4,378,873 | 826,288 | 3,552,585 | 1,139 | 1,726,171 | 1,661,615 | 64,556 |
| 15 | | 3月 | 22,105,707 | 20,095,015 | 4,834,134 | 4,830,746 | 962,365 | 3,868,381 | 3,388 | 1,768,375 | 1,703,334 | 65,041 |
| 16 | | 4月 | 19,500,978 | 17,825,541 | 4,686,422 | 4,684,447 | 921,924 | 3,762,523 | 1,975 | 1,434,233 | 1,369,707 | 64,526 |
| 17 | | 5月 | 18,193,370 | 16,697,464 | 4,808,350 | 4,804,589 | 999,213 | 3,805,376 | 3,761 | 1,368,004 | 1,311,249 | 56,755 |
| 18 | | 6月 | 17,749,948 | 16,276,158 | 4,573,716 | 4,572,380 | 931,244 | 3,641,136 | 1,336 | 1,260,489 | 1,225,100 | 35,389 |
| 19 | | 7月 | 19,707,118 | 18,097,719 | 5,093,440 | 5,091,013 | 1,059,140 | 4,031,873 | 2,427 | 1,407,916 | 1,343,127 | 64,789 |
| 20 | | 8月 | 20,665,398 | 19,072,036 | 5,519,390 | 5,516,519 | 1,126,567 | 4,389,952 | 2,871 | 1,611,999 | 1,562,169 | 49,830 |
| 21 | | 9月 | 18,865,383 | 17,273,400 | 4,687,447 | 4,684,000 | 901,568 | 3,782,432 | 3,447 | 1,515,350 | 1,491,075 | 24,275 |
| 22 | | 10月 | 19,343,225 | 17,772,554 | 4,741,183 | 4,740,176 | 959,742 | 3,780,434 | 1,007 | 1,497,709 | 1,455,831 | 41,878 |
| 23 | | 11月 | 20,188,803 | 18,436,172 | 4,833,382 | 4,830,946 | 952,556 | 3,878,390 | 2,436 | 1,438,258 | 1,395,549 | 42,709 |
| 24 | | 12月 | 22,034,691 | 20,279,293 | 5,050,928 | 5,046,897 | 1,015,741 | 4,031,156 | 4,031 | 1,629,612 | 1,568,092 | 61,520 |
| 25 | 14年 | 1月 | 21,308,519 | 19,988,088 | 4,787,936 | 4,779,545 | 965,520 | 3,814,025 | 8,391 | 1,784,443 | 1,716,385 | 68,058 |
| 26 | | 2月 | 19,974,731 | 18,581,377 | 4,433,362 | 4,426,464 | 863,676 | 3,562,788 | 6,898 | 1,772,957 | 1,711,991 | 60,966 |
| 27 | | 3月 | 20,761,985 | 19,177,566 | 5,000,186 | 4,994,717 | 980,581 | 4,014,136 | 5,469 | 1,838,441 | 1,805,736 | 32,705 |

注1：石油製品とは揮発油、ナフサ、ジェット燃料油、灯油、軽油、重油、潤滑油、パラフィン、アスファルト、液化石油ガス、オイルコークス、回収イオウ、その他をいう。
 注2：燃料油とは石油製品のうち揮発油から重油までをいう。
 注3：平成14年1月より、C重油は、B重油と統合し、「B・C重油」に名称変更となりました。よって、上記1月分以降のC重油は、B重油を含んだ数字となっています。
 注4：平成14年1月より「アスファルト」の内訳が削除されました。
 注5：平成14年1月より、「液化石油ガス」、「オイルコークス」、「回収イオウ」の単位は「t」のみとなりました。

| 年 | 月 | アスファルト計 Total Asphalt | | ストレート Straight Asphalt | | ブローン Blown Asphalt | | 液化石油ガス計 Total Liquefied Petroleum Gas | | P. P. P. B | | |
|----|-------|--------------------------|-----------|---------------------------|-----------|-----------------------|---------|---|-----------|------------|-----------|-----------|
| | | (t) | (kl) | (t) | (kl) | (t) | (kl) | (t) | (kl) | (t) | (kl) | |
| 1 | 平成9 | 年 | 5,896,469 | 5,726,763 | 5,726,681 | 5,560,766 | 169,788 | 165,997 | 5,094,016 | 9,344,854 | 2,519,089 | 4,891,447 |
| 2 | 10 | 年 | 5,646,160 | 5,491,872 | 5,497,738 | 5,346,317 | 148,422 | 145,555 | 4,776,971 | 8,765,840 | 2,443,953 | 4,746,142 |
| 3 | 11 | 年 | 5,595,528 | 5,446,809 | 5,456,385 | 5,309,882 | 139,143 | 136,927 | 4,871,065 | 8,933,109 | 2,515,429 | 4,878,343 |
| 4 | 12 | 年 | 5,505,986 | 5,346,396 | 5,372,912 | 5,216,265 | 133,074 | 130,131 | 4,935,408 | 9,075,359 | 2,575,915 | 5,002,134 |
| 5 | 13 | 年 | 5,470,480 | 5,315,231 | 5,344,282 | 5,192,115 | 126,198 | 123,116 | 5,167,379 | 9,523,702 | 2,796,018 | 5,429,933 |
| 6 | 平成12年 | 度 | 5,509,887 | 5,349,372 | 5,378,340 | 5,221,040 | 131,547 | 128,332 | 5,046,325 | 9,282,731 | 2,645,094 | 5,136,274 |
| 7 | 13年 | 度 | 5,424,504 | ... | ... | ... | ... | ... | 4,999,246 | ... | 2,771,433 | ... |
| 8 | 13年 | 1～3月 | 1,492,362 | 1,450,081 | 1,460,151 | 1,418,649 | 32,211 | 31,432 | 1,475,390 | 2,715,333 | 771,162 | 1,498,100 |
| 9 | | 4～6月 | 1,166,816 | 1,134,411 | 1,136,837 | 1,105,195 | 29,979 | 29,216 | 1,275,796 | 2,343,585 | 661,699 | 1,285,495 |
| 10 | | 7～9月 | 1,294,583 | 1,256,768 | 1,265,617 | 1,228,525 | 28,966 | 28,243 | 1,208,607 | 2,229,965 | 669,546 | 1,299,638 |
| 11 | | 10～12月 | 1,516,719 | 1,473,971 | 1,481,677 | 1,439,746 | 35,042 | 34,225 | 1,207,586 | 2,234,819 | 693,611 | 1,346,700 |
| 12 | 14年 | 1～3月 | 1,446,386 | ... | ... | ... | ... | ... | 1,307,257 | ... | 746,577 | ... |
| 13 | 13年 | 1月 | 393,740 | 382,414 | 382,516 | 371,463 | 11,224 | 10,951 | 478,279 | 880,808 | 253,885 | 493,439 |
| 14 | | 2月 | 472,304 | 459,280 | 462,857 | 450,056 | 9,447 | 9,224 | 487,368 | 895,107 | 248,944 | 483,509 |
| 15 | | 3月 | 626,318 | 608,387 | 614,778 | 597,130 | 11,540 | 11,257 | 509,743 | 939,418 | 268,333 | 521,152 |
| 16 | | 4月 | 436,961 | 423,966 | 426,390 | 413,642 | 10,571 | 10,324 | 462,322 | 850,703 | 239,466 | 465,124 |
| 17 | | 5月 | 326,586 | 318,363 | 317,344 | 309,357 | 9,242 | 9,006 | 435,881 | 799,540 | 226,580 | 440,467 |
| 18 | | 6月 | 403,269 | 392,082 | 393,103 | 382,196 | 10,166 | 9,886 | 377,593 | 693,342 | 195,653 | 379,904 |
| 19 | | 7月 | 443,199 | 429,963 | 433,131 | 420,151 | 10,068 | 9,812 | 398,191 | 734,581 | 221,755 | 430,446 |
| 20 | | 8月 | 422,318 | 409,909 | 413,726 | 401,529 | 8,592 | 8,380 | 402,724 | 743,806 | 226,532 | 439,666 |
| 21 | | 9月 | 429,066 | 416,896 | 418,760 | 406,845 | 10,306 | 10,051 | 407,692 | 751,578 | 221,259 | 429,526 |
| 22 | | 10月 | 445,880 | 433,328 | 435,945 | 423,627 | 9,935 | 9,701 | 370,078 | 683,423 | 208,730 | 404,729 |
| 23 | | 11月 | 556,074 | 540,685 | 542,602 | 527,531 | 13,472 | 13,154 | 404,651 | 750,375 | 238,581 | 463,480 |
| 24 | | 12月 | 514,765 | 499,958 | 503,130 | 488,588 | 11,635 | 11,370 | 432,857 | 801,021 | 246,300 | 478,491 |
| 25 | 14年 | 1月 | 388,682 | ... | ... | ... | ... | ... | 431,910 | ... | 246,975 | ... |
| 26 | | 2月 | 473,101 | ... | ... | ... | ... | ... | 419,992 | ... | 238,432 | ... |
| 27 | | 3月 | 584,603 | ... | ... | ... | ... | ... | 455,355 | ... | 261,170 | ... |

(単位: kl, t/Unit: kl, t)

| ジェット燃料油 Jet Fuel | 灯油 Kerosene | 軽油 Gas Oil | 重油計 Heavy Fuel Oil Total | A重油 | B重油 | C重油 | 潤滑油 Lubricating Oil | パラフィン Paraffin Wax | | Year And Month | |
|---------------------|----------------|---------------|-----------------------------|------------------|------------------|------------------|------------------------|-----------------------|---------|----------------|----|
| | | | | A Heavy Fuel Oil | B Heavy Fuel Oil | C Heavy Fuel Oil | | (t) | (kl) | | |
| (kl) | (kl) | (kl) | (kl) | (kl) | (kl) | (kl) | (kl) | (t) | (kl) | | |
| 9,223,651 | 27,620,080 | 48,152,616 | 74,296,653 | 27,808,258 | 53,153 | 46,435,242 | 2,833,472 | 102,620 | 125,573 | C.Y. 1997 | 1 |
| 10,525,831 | 27,685,277 | 46,070,997 | 71,782,003 | 26,757,899 | 42,568 | 44,981,536 | 2,629,786 | 104,705 | 128,274 | C.Y. 1998 | 2 |
| 10,450,572 | 26,669,285 | 44,535,867 | 69,305,260 | 27,709,587 | 26,063 | 41,569,610 | 2,693,066 | 109,266 | 133,837 | C.Y. 1999 | 3 |
| 10,624,772 | 27,886,352 | 42,612,125 | 68,229,616 | 28,599,742 | 16,939 | 39,612,935 | 2,651,371 | 108,657 | 133,344 | C.Y. 2000 | 4 |
| 10,702,924 | 28,086,224 | 41,631,413 | 65,150,158 | 28,684,435 | 15,750 | 36,449,973 | 2,592,113 | 104,476 | 128,136 | C.Y. 2001 | 5 |
| 10,555,512 | 28,463,435 | 42,255,582 | 68,698,878 | 28,759,952 | 16,260 | 39,922,666 | 2,616,049 | 102,493 | 125,773 | F.Y. 2000 | 6 |
| 10,401,686 | 27,394,794 | 41,575,194 | 63,330,541 | 28,376,756 | ... | 34,941,827 | 2,613,898 | 105,925 | ... | F.Y. 2001 | 7 |
| 2,062,236 | 10,055,087 | 9,929,744 | 18,951,143 | 8,596,696 | 3,792 | 10,350,655 | 633,831 | 23,857 | 29,232 | Q1 2001 | 8 |
| 3,113,266 | 4,384,617 | 10,423,361 | 14,746,705 | 6,331,846 | 3,153 | 8,411,706 | 639,913 | 25,413 | 31,185 | Q2 | 9 |
| 3,326,718 | 5,255,497 | 10,630,833 | 15,394,565 | 6,294,153 | 2,999 | 9,097,413 | 629,079 | 26,464 | 32,413 | Q3 | 10 |
| 2,200,704 | 8,391,023 | 10,647,475 | 16,057,745 | 7,461,740 | 5,806 | 8,590,199 | 689,290 | 28,742 | 35,306 | Q4 | 11 |
| 1,760,998 | 9,363,657 | 9,873,525 | 17,131,526 | 8,289,017 | ... | 8,842,509 | 655,616 | 25,306 | ... | Q1 2002 | 12 |
| 762,440 | 3,555,342 | 3,252,207 | 6,503,606 | 2,839,672 | 1,147 | 3,662,787 | 200,917 | 8,385 | 10,268 | Jan. 2001 | 13 |
| 570,010 | 3,535,294 | 3,059,799 | 6,267,006 | 2,918,199 | 1,288 | 3,347,519 | 202,491 | 6,427 | 7,890 | Feb. | 14 |
| 729,786 | 2,964,451 | 3,617,738 | 6,180,531 | 2,838,825 | 1,357 | 3,340,349 | 230,423 | 9,045 | 11,074 | Mar. | 15 |
| 1,065,276 | 1,802,087 | 3,577,232 | 5,260,291 | 2,322,381 | 1,236 | 2,936,674 | 226,422 | 12,207 | 14,994 | Apr. | 16 |
| 962,208 | 1,367,244 | 3,329,007 | 4,862,651 | 2,033,664 | 1,042 | 2,827,945 | 203,875 | 1,701 | 2,090 | May | 17 |
| 1,085,782 | 1,215,286 | 3,517,122 | 4,623,763 | 1,975,801 | 875 | 2,647,087 | 209,616 | 11,505 | 14,101 | Jun. | 18 |
| 1,181,620 | 1,483,875 | 3,560,021 | 5,370,847 | 2,043,629 | 1,194 | 3,326,024 | 213,327 | 11,280 | 13,833 | Jul. | 19 |
| 1,131,754 | 1,948,566 | 3,679,467 | 5,180,860 | 2,077,258 | 882 | 3,102,720 | 205,750 | 9,825 | 12,023 | Aug. | 20 |
| 1,013,344 | 1,823,056 | 3,391,345 | 4,842,858 | 2,173,266 | 923 | 2,668,669 | 210,002 | 5,359 | 6,557 | Sep. | 21 |
| 782,318 | 2,299,072 | 3,469,729 | 4,982,543 | 2,169,193 | 2,432 | 2,810,918 | 234,187 | 10,250 | 12,665 | Oct. | 22 |
| 737,529 | 2,619,859 | 3,635,528 | 5,171,616 | 2,392,697 | 2,017 | 2,776,902 | 232,355 | 9,176 | 11,220 | Nov. | 23 |
| 680,857 | 3,472,092 | 3,542,218 | 5,903,586 | 2,899,850 | 1,357 | 3,002,379 | 222,748 | 9,316 | 11,421 | Dec. | 24 |
| 635,994 | 3,772,160 | 3,212,960 | 5,794,595 | 2,770,387 | ... | 3,024,208 | 194,825 | 5,533 | ... | Jan. 2002 | 25 |
| 422,723 | 3,088,663 | 3,087,021 | 5,776,651 | 2,775,237 | ... | 3,001,414 | 216,007 | 9,795 | ... | Feb. | 26 |
| 702,281 | 2,502,834 | 3,573,544 | 5,560,280 | 2,743,393 | ... | 2,816,887 | 244,784 | 9,978 | ... | Mar. | 27 |

Note1 : Oil Products are gasoline, naphtha, fuel oils for jet engines, kerosene, light oil, heavy oil, lubricating oil, paraffin, asphalt, liquefied petroleum gas, oil coke, recovered sulfur and others.

2 : Fuel oils are those listed from lubricating oil to heavy oil.

| B. B | | オイルコークス Petroleum Coke | | 回収いおう Recoverd Sulfur | | その他の石油製品 Others Petroleum Products | 精製及び混合原料油 Refining Material and Biending Component Oil | Year And Month | |
|-----------|-----------|---------------------------|---------|--------------------------|-----------|---------------------------------------|---|----------------|----|
| (t) | (kl) | (t) | (kl) | (t) | (kl) | (kl) | (kl) | | |
| 2,574,927 | 4,453,407 | 752,659 | 811,673 | 2,013,013 | 1,093,573 | 430,552 | 24,241,722 | C.Y. 1997 | 1 |
| 2,333,018 | 4,019,698 | 748,551 | 806,992 | 2,081,362 | 1,135,826 | 460,965 | 24,047,810 | C.Y. 1998 | 2 |
| 2,355,636 | 4,054,766 | 674,493 | 716,769 | 2,053,508 | 1,125,974 | 423,155 | 22,988,670 | C.Y. 1999 | 3 |
| 2,359,493 | 4,073,225 | 777,058 | 807,918 | 2,070,601 | 1,141,476 | 515,334 | 22,277,378 | C.Y. 2000 | 4 |
| 2,371,361 | 4,093,769 | 854,476 | 888,747 | 2,024,389 | 1,115,179 | 436,689 | 17,259,811 | C.Y. 2001 | 5 |
| 2,401,231 | 4,146,457 | 785,591 | 822,718 | 2,092,855 | 1,155,181 | 478,034 | 21,756,105 | F.Y. 2000 | 6 |
| 2,227,813 | ... | 872,056 | ... | 1,985,497 | ... | 427,325 | 15,448,493 | F.Y. 2001 | 7 |
| 704,228 | 1,217,233 | 208,388 | 219,533 | 562,866 | 310,149 | 123,061 | 5,293,809 | Q1 2001 | 8 |
| 614,097 | 1,058,090 | 168,612 | 173,618 | 437,024 | 240,855 | 81,566 | 5,333,010 | Q2 | 9 |
| 539,061 | 930,327 | 238,035 | 246,145 | 512,650 | 282,187 | 118,187 | 3,334,590 | Q3 | 10 |
| 513,975 | 888,119 | 239,441 | 249,451 | 511,849 | 281,988 | 113,875 | 3,298,402 | Q4 | 11 |
| 560,680 | ... | 225,968 | ... | 523,974 | ... | 113,697 | 3,482,491 | Q1 2002 | 12 |
| 224,394 | 387,369 | 74,726 | 78,537 | 195,999 | 107,982 | 40,613 | 1,768,564 | Jan. 2001 | 13 |
| 238,424 | 411,598 | 64,820 | 68,459 | 177,359 | 97,708 | 38,054 | 1,713,298 | Feb. | 14 |
| 241,410 | 418,266 | 68,842 | 72,537 | 189,508 | 104,459 | 44,394 | 1,811,947 | Mar. | 15 |
| 222,856 | 385,579 | 27,369 | 27,214 | 164,756 | 90,637 | 41,501 | 1,766,539 | Apr. | 16 |
| 209,301 | 359,073 | 65,068 | 66,798 | 150,240 | 82,837 | 22,403 | 1,778,391 | May | 17 |
| 181,940 | 313,438 | 76,175 | 79,606 | 122,028 | 67,381 | 17,662 | 1,788,080 | Jun. | 18 |
| 176,436 | 304,135 | 84,419 | 87,619 | 164,963 | 90,716 | 39,360 | 1,230,495 | Jul. | 19 |
| 176,192 | 304,140 | 77,971 | 79,066 | 181,778 | 100,073 | 42,735 | 1,047,742 | Aug. | 20 |
| 186,433 | 322,052 | 75,645 | 79,460 | 165,909 | 91,398 | 36,092 | 1,056,353 | Sep. | 21 |
| 161,348 | 278,694 | 83,200 | 86,856 | 154,826 | 85,318 | 34,894 | 1,055,716 | Oct. | 22 |
| 166,070 | 286,895 | 83,382 | 86,780 | 171,159 | 94,299 | 36,917 | 1,151,591 | Nov. | 23 |
| 186,557 | 322,530 | 72,859 | 75,815 | 185,864 | 102,371 | 42,064 | 1,091,095 | Dec. | 24 |
| 184,935 | ... | 78,527 | ... | 184,910 | ... | 36,044 | 1,122,743 | Jan. 2002 | 25 |
| 181,560 | ... | 70,407 | ... | 165,719 | ... | 38,333 | 1,169,961 | Feb. | 26 |
| 194,185 | ... | 77,034 | ... | 173,345 | ... | 39,320 | 1,189,787 | Mar. | 27 |

② 精製業者/Refiners

| 年 | 月 | 石油製品 合計 Petroleum Products Total | 燃料油計 Total of Main Petroleum Products | ガソリン計 Total Gasoline | | | | | その他用 Others | ナフサ計 Total Naphtha | 石油化学用 Petrochemical Use | その他用 Others |
|----|-------|--|---|----------------------------|------------------------------------|---------------------------|---------------------------|----------------|----------------|--------------------------|-------------------------------|----------------|
| | | | | ガソリン計 Total Gasoline | 自動車用 ガソリン計 Motor Gasoline | 高級 Premium Gasoline | 並級 Regular Gasoline | その他用 Others | | | | |
| | | | | | | | | | | | | |
| 1 | 平成9 | 年 | 251,498,210 | 231,796,583 | 53,515,088 | 53,430,070 | 11,309,142 | 42,120,928 | 85,018 | 19,229,024 | 18,000,039 | 1,228,985 |
| 2 | 10 | 年 | 247,993,185 | 229,182,414 | 55,312,743 | 55,235,914 | 11,690,415 | 43,545,499 | 76,829 | 17,998,295 | 17,131,594 | 866,701 |
| 3 | 11 | 年 | 243,884,686 | 224,977,265 | 56,313,729 | 56,238,613 | 11,867,715 | 44,370,898 | 75,116 | 17,974,471 | 16,909,168 | 1,065,303 |
| 4 | 12 | 年 | 242,810,133 | 223,728,513 | 56,723,562 | 56,683,874 | 11,538,929 | 45,144,945 | 39,688 | 17,951,360 | 17,030,407 | 920,953 |
| 5 | 13 | 年 | 241,196,429 | 221,736,268 | 57,985,309 | 57,956,106 | 11,628,933 | 46,327,173 | 29,203 | 18,457,937 | 17,830,773 | 627,164 |
| 6 | 平成12年 | 年度 | 244,033,509 | 224,804,351 | 56,987,661 | 56,952,080 | 11,495,456 | 45,456,624 | 35,581 | 18,139,424 | 17,289,932 | 849,492 |
| 7 | 13年 | 年度 | 237,531,788 | 219,217,327 | 58,215,742 | 58,171,693 | 11,677,472 | 46,494,221 | 44,049 | 18,555,370 | 17,955,046 | 600,324 |
| 8 | 13年 | 1~3月 | 65,541,347 | 60,210,631 | 13,991,051 | 13,985,139 | 2,761,238 | 11,223,901 | 5,912 | 5,297,193 | 5,109,839 | 187,354 |
| 9 | | 4~6月 | 55,259,643 | 50,730,803 | 14,068,488 | 14,061,416 | 2,852,381 | 11,209,035 | 7,072 | 4,061,761 | 3,905,091 | 156,670 |
| 10 | | 7~9月 | 59,044,139 | 54,377,965 | 15,300,277 | 15,291,532 | 3,087,275 | 12,204,257 | 8,745 | 4,534,475 | 4,396,371 | 138,104 |
| 11 | | 10~12月 | 61,351,300 | 56,416,869 | 14,625,493 | 14,618,019 | 2,928,039 | 11,689,980 | 7,474 | 4,564,508 | 4,419,472 | 145,036 |
| 12 | 14年 | 1~3月 | 61,876,706 | 57,691,690 | 14,221,484 | 14,200,726 | 2,809,777 | 11,390,949 | 20,758 | 5,394,626 | 5,234,112 | 160,514 |
| 13 | 13年 | 1月 | 22,283,559 | 20,630,284 | 4,776,905 | 4,775,520 | 972,585 | 3,802,935 | 1,385 | 1,803,605 | 1,744,890 | 58,715 |
| 14 | | 2月 | 21,232,872 | 19,512,877 | 4,380,012 | 4,378,873 | 826,288 | 3,552,585 | 1,139 | 1,725,685 | 1,661,615 | 64,070 |
| 15 | | 3月 | 22,024,916 | 20,067,470 | 4,834,134 | 4,830,746 | 962,365 | 3,868,381 | 3,388 | 1,767,903 | 1,703,334 | 64,569 |
| 16 | | 4月 | 19,446,338 | 17,801,385 | 4,686,422 | 4,684,447 | 921,924 | 3,762,523 | 1,975 | 1,433,827 | 1,369,301 | 64,526 |
| 17 | | 5月 | 18,136,787 | 16,676,694 | 4,808,350 | 4,804,589 | 999,213 | 3,805,376 | 3,761 | 1,367,695 | 1,310,940 | 56,755 |
| 18 | | 6月 | 17,676,518 | 16,252,724 | 4,573,716 | 4,572,380 | 931,244 | 3,641,136 | 1,336 | 1,260,239 | 1,224,850 | 35,389 |
| 19 | | 7月 | 19,639,569 | 18,075,780 | 5,093,440 | 5,091,013 | 1,059,140 | 4,031,873 | 2,427 | 1,407,605 | 1,343,127 | 64,478 |
| 20 | | 8月 | 20,611,165 | 19,051,553 | 5,519,390 | 5,516,519 | 1,126,567 | 4,389,952 | 2,871 | 1,611,792 | 1,562,169 | 49,623 |
| 21 | | 9月 | 18,793,405 | 17,250,632 | 4,687,447 | 4,684,000 | 901,568 | 3,782,432 | 3,447 | 1,515,078 | 1,491,075 | 24,003 |
| 22 | | 10月 | 19,266,046 | 17,747,377 | 4,741,183 | 4,740,176 | 959,742 | 3,780,434 | 1,007 | 1,497,347 | 1,455,831 | 41,516 |
| 23 | | 11月 | 20,113,911 | 18,411,668 | 4,833,382 | 4,830,946 | 952,556 | 3,878,390 | 2,436 | 1,437,972 | 1,395,549 | 42,423 |
| 24 | | 12月 | 21,971,343 | 20,257,824 | 5,050,928 | 5,046,897 | 1,015,741 | 4,031,156 | 4,031 | 1,629,189 | 1,568,092 | 61,097 |
| 25 | 14年 | 1月 | 21,256,021 | 19,969,629 | 4,787,936 | 4,779,545 | 965,520 | 3,814,025 | 8,391 | 1,784,015 | 1,716,385 | 67,630 |
| 26 | | 2月 | 19,916,590 | 18,563,152 | 4,433,362 | 4,426,464 | 863,676 | 3,562,788 | 6,898 | 1,772,584 | 1,711,991 | 60,593 |
| 27 | | 3月 | 20,704,095 | 19,158,909 | 5,000,186 | 4,994,717 | 980,581 | 4,014,136 | 5,469 | 1,838,027 | 1,805,736 | 32,291 |

| 年 | 月 | アスファルト計 Total Asphalt | | | | ストレート Straight Asphalt | | ブローン Blown Asphalt | | 液化石油ガス計 Total Liquefied Petroleum Gas | | P. P. P. B | |
|----|-------|--------------------------|-----------|-----------|-----------|---------------------------|---------|-----------------------|-----------|---|-----------|------------|------|
| | | (t) | (kl) | (t) | (kl) | (t) | (kl) | (t) | (kl) | (t) | (kl) | | |
| | | | | | | | | | | | | (t) | (kl) |
| 1 | 平成9 | 年 | 5,890,933 | 5,721,227 | 5,726,681 | 5,560,766 | 164,252 | 160,461 | 5,056,442 | 9,279,311 | 2,511,517 | 4,876,661 | |
| 2 | 10 | 年 | 5,639,110 | 5,484,822 | 5,497,738 | 5,346,317 | 141,372 | 138,505 | 4,736,663 | 8,695,465 | 2,435,380 | 4,729,369 | |
| 3 | 11 | 年 | 5,586,702 | 5,437,983 | 5,456,385 | 5,309,882 | 130,317 | 128,101 | 4,845,875 | 8,889,637 | 2,511,740 | 4,871,124 | |
| 4 | 12 | 年 | 5,495,240 | 5,335,962 | 5,372,912 | 5,216,265 | 122,328 | 119,697 | 4,904,475 | 9,021,896 | 2,570,253 | 4,991,178 | |
| 5 | 13 | 年 | 5,461,029 | 5,306,055 | 5,344,282 | 5,192,115 | 116,747 | 113,940 | 5,137,105 | 9,471,905 | 2,792,556 | 5,423,224 | |
| 6 | 平成12年 | 年度 | 5,499,636 | 5,339,419 | 5,378,340 | 5,221,040 | 121,296 | 118,379 | 5,012,342 | 9,223,987 | 2,639,013 | 5,124,503 | |
| 7 | 13年 | 年度 | 5,415,224 | ... | ... | ... | ... | ... | 4,970,011 | ... | 2,768,024 | ... | |
| 8 | 13年 | 1~3月 | 1,489,501 | 1,447,303 | 1,460,151 | 1,418,649 | 29,350 | 28,654 | 1,466,354 | 2,699,834 | 770,300 | 1,496,409 | |
| 9 | | 4~6月 | 1,164,816 | 1,132,469 | 1,136,837 | 1,105,195 | 27,979 | 27,274 | 1,270,406 | 2,334,363 | 660,756 | 1,283,656 | |
| 10 | | 7~9月 | 1,292,644 | 1,254,885 | 1,265,617 | 1,228,525 | 27,027 | 26,360 | 1,200,902 | 2,216,821 | 668,506 | 1,297,674 | |
| 11 | | 10~12月 | 1,514,068 | 1,471,398 | 1,481,677 | 1,439,746 | 32,391 | 31,652 | 1,199,443 | 2,220,887 | 692,994 | 1,345,485 | |
| 12 | 14年 | 1~3月 | 1,443,696 | ... | ... | ... | ... | ... | 1,299,260 | ... | 745,768 | ... | |
| 13 | 13年 | 1月 | 392,903 | 381,601 | 382,516 | 371,463 | 10,387 | 10,138 | 475,260 | 875,622 | 253,579 | 492,840 | |
| 14 | | 2月 | 471,259 | 458,265 | 462,857 | 450,056 | 8,402 | 8,209 | 484,255 | 889,750 | 248,579 | 482,791 | |
| 15 | | 3月 | 625,339 | 607,437 | 614,778 | 597,130 | 10,561 | 10,307 | 506,839 | 934,462 | 268,142 | 520,778 | |
| 16 | | 4月 | 436,264 | 423,289 | 426,390 | 413,642 | 9,874 | 9,647 | 462,160 | 850,428 | 239,448 | 465,091 | |
| 17 | | 5月 | 326,029 | 317,822 | 317,344 | 309,357 | 8,685 | 8,465 | 433,355 | 795,071 | 225,742 | 438,829 | |
| 18 | | 6月 | 402,523 | 391,358 | 393,103 | 382,196 | 9,420 | 9,162 | 374,891 | 688,864 | 195,566 | 379,736 | |
| 19 | | 7月 | 442,566 | 429,348 | 433,131 | 420,151 | 9,435 | 9,197 | 395,028 | 729,081 | 220,926 | 428,860 | |
| 20 | | 8月 | 421,687 | 409,296 | 413,726 | 401,529 | 7,961 | 7,767 | 400,548 | 740,156 | 226,442 | 439,515 | |
| 21 | | 9月 | 428,391 | 416,241 | 418,760 | 406,845 | 9,631 | 9,396 | 405,326 | 747,584 | 221,138 | 429,299 | |
| 22 | | 10月 | 444,998 | 432,472 | 435,945 | 423,627 | 9,053 | 8,845 | 367,056 | 678,259 | 208,546 | 404,358 | |
| 23 | | 11月 | 555,010 | 539,652 | 542,602 | 527,531 | 12,408 | 12,121 | 401,765 | 745,461 | 238,434 | 463,194 | |
| 24 | | 12月 | 514,060 | 499,274 | 503,130 | 488,588 | 10,930 | 10,686 | 430,622 | 797,167 | 246,014 | 477,933 | |
| 25 | 14年 | 1月 | 387,715 | ... | ... | ... | ... | ... | 428,787 | ... | 246,587 | ... | |
| 26 | | 2月 | 472,153 | ... | ... | ... | ... | ... | 417,806 | ... | 238,330 | ... | |
| 27 | | 3月 | 583,828 | ... | ... | ... | ... | ... | 452,667 | ... | 260,851 | ... | |

| ジェット燃料油 Jet Fuel | 灯油 Kerosene | 軽油 Gas Oil | 重油計 Heavy Fuel Oil Total | 重油 | | | 潤滑油 Lubricating Oil | パラフィン Paraffin Wax | | Year And Month | |
|---------------------|-------------------|-------------------|-----------------------------|-------------------------|-------------------------|-------------------------|------------------------|-----------------------|----------------|------------------|----------|
| | | | | A重油 A Heavy Fuel Oil | B重油 B Heavy Fuel Oil | C重油 C Heavy Fuel Oil | | (t) | (kl) | | |
| (kl) | (kl) | (kl) | (kl) | (kl) | (kl) | (kl) | (kl) | (t) | (kl) | | |
| 9,223,651 | 27,617,889 | 48,151,816 | 74,059,115 | 27,736,908 | 26,482 | 46,295,725 | 2,482,064 | 98,696 | 120,810 | C.Y. 1997 | 1 |
| 10,525,831 | 27,684,575 | 46,070,236 | 71,590,734 | 26,725,932 | 23,187 | 44,841,615 | 2,335,780 | 101,772 | 124,715 | C.Y. 1998 | 2 |
| 10,450,572 | 26,668,711 | 44,503,517 | 69,066,265 | 27,626,736 | 8,262 | 41,431,267 | 2,351,702 | 109,176 | 133,743 | C.Y. 1999 | 3 |
| 10,624,772 | 27,885,419 | 42,567,726 | 67,975,674 | 28,504,070 | 1,000 | 39,470,604 | 2,298,400 | 108,584 | 133,271 | C.Y. 2000 | 4 |
| 10,702,924 | 28,085,969 | 41,584,496 | 64,919,633 | 28,599,322 | 2,208 | 36,318,103 | 2,298,596 | 104,476 | 128,136 | C.Y. 2001 | 5 |
| 10,555,512 | 28,462,566 | 42,211,588 | 68,447,600 | 28,664,235 | 1,000 | 39,782,365 | 2,278,790 | 102,434 | 125,714 | F.Y. 2000 | 6 |
| 10,401,686 | 27,394,683 | 41,527,577 | 63,122,269 | 28,312,067 | ... | 34,807,994 | 2,323,338 | 105,925 | ... | F.Y. 2001 | 7 |
| 2,062,236 | 10,054,943 | 9,918,316 | 18,886,892 | 8,571,351 | — | 10,315,541 | 558,230 | 23,857 | 29,232 | Q1 2001 | 8 |
| 3,113,266 | 4,384,506 | 10,412,524 | 14,690,258 | 6,309,612 | — | 8,380,646 | 569,039 | 25,413 | 31,185 | Q2 | 9 |
| 3,326,718 | 5,255,497 | 10,618,993 | 15,342,005 | 6,276,882 | 6 | 9,065,117 | 559,904 | 26,464 | 32,413 | Q3 | 10 |
| 2,200,704 | 8,391,023 | 10,634,663 | 16,000,478 | 7,441,477 | 2,202 | 8,556,799 | 611,423 | 28,742 | 35,306 | Q4 | 11 |
| 1,760,998 | 9,363,657 | 9,861,397 | 17,089,528 | 8,284,096 | ... | 8,805,432 | 582,972 | 25,306 | ... | Q1 2002 | 12 |
| 762,440 | 3,555,342 | 3,248,846 | 6,483,146 | 2,832,658 | — | 3,650,488 | 177,401 | 8,385 | 10,268 | Jan. 2001 | 13 |
| 570,010 | 3,535,287 | 3,055,823 | 6,246,060 | 2,909,805 | — | 3,336,255 | 178,755 | 6,427 | 7,890 | Feb. | 14 |
| 729,786 | 2,964,314 | 3,613,647 | 6,157,686 | 2,828,888 | — | 3,328,798 | 202,074 | 9,045 | 11,074 | Mar. | 15 |
| 1,065,276 | 1,802,087 | 3,573,014 | 5,240,759 | 2,314,310 | — | 2,926,449 | 202,578 | 12,207 | 14,994 | Apr. | 16 |
| 962,208 | 1,367,133 | 3,325,959 | 4,845,349 | 2,025,688 | — | 2,819,661 | 184,000 | 1,701 | 2,090 | May | 17 |
| 1,085,782 | 1,215,286 | 3,513,551 | 4,604,150 | 1,969,614 | — | 2,634,536 | 182,461 | 11,505 | 14,101 | Jun. | 18 |
| 1,181,620 | 1,483,875 | 3,555,546 | 5,353,694 | 2,037,669 | — | 3,316,025 | 190,865 | 11,280 | 13,833 | Jul. | 19 |
| 1,131,754 | 1,948,566 | 3,675,585 | 5,164,466 | 2,071,907 | — | 3,092,559 | 184,125 | 9,825 | 12,023 | Aug. | 20 |
| 1,013,344 | 1,823,056 | 3,387,862 | 4,823,845 | 2,167,306 | 6 | 2,656,533 | 184,914 | 5,359 | 6,557 | Sep. | 21 |
| 782,318 | 2,299,072 | 3,465,354 | 4,962,103 | 2,162,298 | 1,201 | 2,798,604 | 207,702 | 10,250 | 12,665 | Oct. | 22 |
| 737,529 | 2,619,859 | 3,630,658 | 5,152,268 | 2,385,397 | 1,001 | 2,765,870 | 206,225 | 9,176 | 11,220 | Nov. | 23 |
| 680,857 | 3,472,092 | 3,583,651 | 5,886,107 | 2,893,782 | — | 2,992,325 | 197,496 | 9,316 | 11,421 | Dec. | 24 |
| 635,994 | 3,772,160 | 3,207,900 | 5,781,624 | 2,769,227 | ... | 3,012,397 | 174,341 | 5,533 | ... | Jan. 2002 | 25 |
| 422,723 | 3,088,663 | 3,083,042 | 5,762,778 | 2,773,503 | ... | 2,989,275 | 191,811 | 9,795 | ... | Feb. | 26 |
| 702,281 | 2,502,834 | 3,570,455 | 5,545,126 | 2,741,366 | ... | 2,803,760 | 216,820 | 9,978 | ... | Mar. | 27 |

| B. B | | オイルコークス Petroleum Coke | | 回収いおう Recoverd Sulfur | | その他の石油製品 Others Petroleum Products | 精製及び混合原料油 Refining Material and Biending Component Oil | Year And Month | |
|------------------|------------------|---------------------------|----------------|--------------------------|------------------|---------------------------------------|---|------------------|----------|
| (t) | (kl) | (t) | (kl) | (t) | (kl) | (kl) | (kl) | | |
| 2,544,925 | 4,402,650 | 584,696 | 584,696 | 2,013,013 | 1,093,573 | 419,946 | 23,534,477 | C.Y. 1997 | 1 |
| 2,301,283 | 3,966,096 | 582,220 | 582,220 | 2,081,362 | 1,135,826 | 451,943 | 23,439,902 | C.Y. 1998 | 2 |
| 2,334,135 | 4,018,513 | 554,172 | 554,172 | 2,053,508 | 1,125,974 | 414,210 | 22,500,644 | C.Y. 1999 | 3 |
| 2,334,222 | 4,030,718 | 662,426 | 653,008 | 2,070,601 | 1,141,476 | 497,607 | 21,815,751 | C.Y. 2000 | 4 |
| 2,344,549 | 4,048,681 | 726,528 | 715,844 | 2,024,389 | 1,115,179 | 424,446 | 16,788,830 | C.Y. 2001 | 5 |
| 2,373,329 | 4,099,484 | 655,030 | 646,280 | 2,092,855 | 1,155,181 | 459,787 | 21,259,930 | F.Y. 2000 | 6 |
| 2,201,987 | ... | 754,444 | ... | 1,985,497 | ... | 418,113 | 14,978,436 | F.Y. 2001 | 7 |
| 696,054 | 1,203,425 | 170,250 | 167,993 | 562,866 | 310,149 | 117,975 | 5,153,590 | Q1 2001 | 8 |
| 609,650 | 1,050,707 | 145,688 | 142,640 | 437,024 | 240,855 | 78,289 | 5,247,959 | Q2 | 9 |
| 532,396 | 919,147 | 206,645 | 203,727 | 512,650 | 282,187 | 116,237 | 3,214,390 | Q3 | 10 |
| 506,449 | 875,402 | 203,945 | 201,484 | 511,849 | 281,988 | 111,945 | 3,172,891 | Q4 | 11 |
| 553,492 | ... | 198,166 | ... | 523,974 | ... | 111,642 | 3,343,196 | Q1 2002 | 12 |
| 221,681 | 382,782 | 61,981 | 61,312 | 195,999 | 107,982 | 39,089 | 1,722,939 | Jan. 2001 | 13 |
| 235,676 | 406,959 | 52,205 | 51,411 | 177,359 | 97,708 | 36,216 | 1,668,471 | Feb. | 14 |
| 238,697 | 413,684 | 56,064 | 55,270 | 189,508 | 104,459 | 42,670 | 1,762,180 | Mar. | 15 |
| 222,712 | 385,337 | 24,204 | 22,937 | 164,756 | 90,637 | 40,090 | 1,759,331 | Apr. | 16 |
| 207,613 | 356,242 | 57,721 | 56,870 | 150,240 | 82,837 | 21,403 | 1,747,360 | May | 17 |
| 179,325 | 309,128 | 63,763 | 62,833 | 122,028 | 67,381 | 16,796 | 1,741,268 | Jun. | 18 |
| 174,102 | 300,221 | 72,425 | 71,411 | 164,963 | 90,716 | 38,535 | 1,183,092 | Jul. | 19 |
| 174,106 | 300,641 | 72,576 | 71,775 | 181,778 | 100,073 | 42,164 | 1,021,505 | Aug. | 20 |
| 184,188 | 318,285 | 61,644 | 60,541 | 165,909 | 91,398 | 35,538 | 1,009,793 | Sep. | 21 |
| 158,510 | 273,901 | 69,281 | 68,046 | 154,826 | 85,318 | 34,207 | 1,008,683 | Oct. | 22 |
| 163,331 | 282,267 | 70,358 | 69,181 | 171,159 | 94,299 | 36,205 | 1,103,057 | Nov. | 23 |
| 184,608 | 319,234 | 64,306 | 64,257 | 185,864 | 102,371 | 41,533 | 1,061,151 | Dec. | 24 |
| 182,200 | ... | 70,028 | ... | 184,910 | ... | 35,078 | 1,074,444 | Jan. 2002 | 25 |
| 179,476 | ... | 58,422 | ... | 165,719 | ... | 37,732 | 1,125,369 | Feb. | 26 |
| 191,816 | ... | 69,716 | ... | 173,345 | ... | 38,832 | 1,143,383 | Mar. | 27 |

③ 潤滑油業者 / Lubricant Manufacturers

| 年 | 月 | 石油製品 合計 Petroleum Products Total | 燃料油計 Total of Main Petroleum Products | ガソリン計 Total Gasoline | | 灯油 Kerosene | 軽油 Gas Oil | 重油計 Heavy Fuel Oil Total | A重油 A Heavy Fuel Oil | B重油 B Heavy Fuel Oil | C重油 C Heavy Fuel Oil |
|----|---------|--|---|----------------------------|-------|----------------|---------------|-----------------------------------|----------------------------|----------------------------|----------------------------|
| | | | | (kl) | (kl) | | | | | | |
| 1 | 平成9年 | 598,587 | 230,926 | 17,148 | 2,350 | 2,129 | 800 | 210,849 | 68,372 | 3,819 | 138,658 |
| 2 | 10年 | 480,709 | 171,852 | 1,335 | 1,335 | 637 | 761 | 169,119 | 29,070 | 831 | 139,218 |
| 3 | 11年 | 606,646 | 251,025 | 407 | 407 | 560 | 32,350 | 217,708 | 79,395 | 769 | 141,698 |
| 4 | 12年 | 662,207 | 281,686 | 491 | 491 | 933 | 44,399 | 235,863 | 93,966 | 499 | 137,544 |
| 5 | 13年 | 579,469 | 264,533 | — | — | 255 | 46,917 | 217,361 | 85,113 | 378 | 131,870 |
| 6 | 平成12年 | 645,709 | 280,218 | 375 | 375 | 869 | 43,994 | 234,980 | 94,692 | 463 | 139,825 |
| 7 | 13年 | 551,741 | 242,881 | — | — | 111 | 47,617 | 195,153 | 64,689 | — | 130,231 |
| 8 | 13年1~3月 | 155,641 | 72,176 | — | — | 144 | 11,428 | 60,604 | 25,345 | 145 | 35,114 |
| 9 | 4~6月 | 140,428 | 64,335 | — | — | 111 | 10,837 | 53,387 | 22,234 | 93 | 31,060 |
| 10 | 7~9月 | 134,472 | 61,464 | — | — | — | 11,840 | 49,624 | 17,271 | 57 | 32,296 |
| 11 | 10~12月 | 148,928 | 66,558 | — | — | — | 12,812 | 53,746 | 20,263 | 83 | 33,400 |
| 12 | 14年1~3月 | 127,913 | 50,524 | — | — | — | 12,128 | 38,396 | 4,921 | — | 33,475 |
| 13 | 13年 | 48,560 | 22,707 | — | — | — | 3,361 | 19,346 | 7,014 | 33 | 12,299 |
| 14 | 2月 | 50,275 | 23,686 | — | — | 7 | 3,976 | 19,703 | 8,394 | 45 | 11,264 |
| 15 | 3月 | 56,806 | 25,783 | — | — | 137 | 4,091 | 21,555 | 9,937 | 67 | 11,551 |
| 16 | 4月 | 48,485 | 22,553 | — | — | — | 4,218 | 18,335 | 8,071 | 39 | 10,225 |
| 17 | 5月 | 40,861 | 19,445 | — | — | 111 | 3,048 | 16,286 | 7,976 | 26 | 8,284 |
| 18 | 6月 | 51,082 | 22,337 | — | — | — | 3,571 | 18,766 | 6,187 | 28 | 12,551 |
| 19 | 7月 | 44,365 | 20,463 | — | — | — | 4,475 | 15,988 | 5,960 | 29 | 9,999 |
| 20 | 8月 | 42,231 | 19,422 | — | — | — | 3,882 | 15,540 | 5,351 | 28 | 10,161 |
| 21 | 9月 | 47,876 | 21,579 | — | — | — | 3,483 | 18,096 | 5,960 | — | 12,136 |
| 22 | 10月 | 51,656 | 23,628 | — | — | — | 4,375 | 19,253 | 6,895 | 44 | 12,314 |
| 23 | 11月 | 51,077 | 23,202 | — | — | — | 4,870 | 18,332 | 7,300 | — | 11,032 |
| 24 | 12月 | 46,195 | 19,728 | — | — | — | 3,567 | 16,161 | 6,068 | 39 | 10,054 |
| 25 | 14年 | 39,150 | 16,733 | — | — | — | 5,060 | 11,673 | 1,160 | — | 10,513 |
| 26 | 2月 | 42,507 | 16,762 | — | — | — | 3,979 | 12,783 | 1,734 | — | 11,049 |
| 27 | 3月 | 46,256 | 17,029 | — | — | — | 3,089 | 13,940 | 2,027 | — | 11,913 |

④ その他業者 / Other Establishments

| 年 | 月 | 石油製品 合計 Petroleum Products Total | 燃料油計 Total of Main Petroleum Products | ガソリン計 Total Gasoline | | ナフサ計 Total Naphtha | 石油化学用 Petro- chemical Use | | 灯油 Kerosene | 重油計 Heavy Fuel Oil Total | A重油 A Heavy Fuel Oil | B重油 B Heavy Fuel Oil |
|----|---------|--|---|----------------------------|-------|--------------------------|------------------------------------|-------|----------------|-----------------------------------|----------------------------|----------------------------|
| | | | | (kl) | (kl) | | (kl) | (kl) | | | | |
| 1 | 平成9年 | 330,732 | 33,560 | 1,394 | 1,394 | 5,415 | — | 5,415 | 62 | 26,689 | 2,978 | 22,852 |
| 2 | 10年 | 328,653 | 28,726 | 1,990 | 1,990 | 4,521 | — | 4,521 | 65 | 22,150 | 2,897 | 18,550 |
| 3 | 11年 | 236,610 | 26,933 | 1,810 | 1,810 | 3,822 | — | 3,822 | 14 | 21,287 | 3,456 | 17,032 |
| 4 | 12年 | 232,632 | 23,575 | 1,521 | 1,521 | 3,975 | — | 3,975 | — | 18,079 | 2,006 | 15,440 |
| 5 | 13年 | 242,042 | 17,342 | — | — | 4,178 | 965 | 3,213 | — | 13,164 | — | 13,164 |
| 6 | 平成12年 | 256,884 | 21,675 | 1,149 | 1,149 | 4,228 | — | 4,228 | — | 16,298 | 1,025 | 14,797 |
| 7 | 13年 | 210,620 | 17,160 | — | — | 4,041 | 965 | 3,076 | — | 13,119 | — | — |
| 8 | 13年1~3月 | 72,038 | 4,999 | — | — | 1,352 | — | 1,352 | — | 3,647 | — | 3,647 |
| 9 | 4~6月 | 44,225 | 4,025 | — | — | 965 | 965 | — | — | 3,060 | — | 3,060 |
| 10 | 7~9月 | 59,288 | 3,726 | — | — | 790 | — | 790 | — | 2,936 | — | 2,936 |
| 11 | 10~12月 | 66,491 | 4,592 | — | — | 1,071 | — | 1,071 | — | 3,521 | — | 3,521 |
| 12 | 14年1~3月 | 40,616 | 4,817 | — | — | 1,215 | — | 1,215 | — | 3,602 | — | — |
| 13 | 13年 | 23,919 | 1,508 | — | — | 394 | — | 394 | — | 1,114 | — | 1,114 |
| 14 | 2月 | 24,134 | 1,729 | — | — | 486 | — | 486 | — | 1,243 | — | 1,243 |
| 15 | 3月 | 23,985 | 1,762 | — | — | 472 | — | 472 | — | 1,290 | — | 1,290 |
| 16 | 4月 | 6,155 | 1,603 | — | — | 406 | 406 | — | — | 1,197 | — | 1,197 |
| 17 | 5月 | 15,722 | 1,325 | — | — | 309 | 309 | — | — | 1,016 | — | 1,016 |
| 18 | 6月 | 22,348 | 1,097 | — | — | 250 | 250 | — | — | 847 | — | 847 |
| 19 | 7月 | 23,184 | 1,476 | — | — | 311 | — | 311 | — | 1,165 | — | 1,165 |
| 20 | 8月 | 12,002 | 1,061 | — | — | 207 | — | 207 | — | 854 | — | 854 |
| 21 | 9月 | 24,102 | 1,189 | — | — | 272 | — | 272 | — | 917 | — | 917 |
| 22 | 10月 | 25,523 | 1,549 | — | — | 362 | — | 362 | — | 1,187 | — | 1,187 |
| 23 | 11月 | 23,815 | 1,302 | — | — | 286 | — | 286 | — | 1,016 | — | 1,016 |
| 24 | 12月 | 17,153 | 1,741 | — | — | 423 | — | 423 | — | 1,318 | — | 1,318 |
| 25 | 14年 | 13,348 | 1,726 | — | — | 428 | — | 428 | — | 1,298 | — | — |
| 26 | 2月 | 15,634 | 1,463 | — | — | 373 | — | 373 | — | 1,090 | — | — |
| 27 | 3月 | 11,634 | 1,628 | — | — | 414 | — | 414 | — | 1,214 | — | — |

| 潤滑油 Lubricating Oil | パラフィン Paraffin Wax | | アスファルト計 Total Asphalt | | ブローン Blown Asphalt | | その他の 石油製品 Others Petroleum Products | 精製及び混合原料油 Refining Material and Blending Component Oil | Year And Month | |
|---------------------------|-----------------------|-------|--------------------------|--------------|-----------------------|--------------|---|--|-------------------|----------|
| | (kl) | (t) | (kl) | (t) | (kl) | (t) | | | | (kl) |
| 346,756 | 3,924 | 4,763 | 5,536 | 5,536 | 5,536 | 5,536 | 10,606 | 9,944 | C.Y. 1997 | 1 |
| 289,226 | 2,933 | 3,559 | 7,050 | 7,050 | 7,050 | 7,050 | 9,022 | 1,983 | C.Y. 1998 | 2 |
| 337,756 | 90 | 94 | 8,826 | 8,826 | 8,826 | 8,826 | 8,945 | 60,466 | C.Y. 1999 | 3 |
| 352,287 | 73 | 73 | 10,746 | 10,434 | 10,746 | 10,434 | 17,727 | 55,746 | C.Y. 2000 | 4 |
| 293,517 | — | — | 9,451 | 9,176 | 9,451 | 9,176 | 12,243 | 35,980 | C.Y. 2001 | 5 |
| 337,232 | 59 | 59 | 10,251 | 9,953 | 10,251 | 9,953 | 18,247 | 42,352 | F.Y. 2000 | 6 |
| 290,560 | — | — | 9,280 | — | — | — | 9,212 | 52,221 | F.Y. 2001 | 7 |
| 75,601 | — | — | 2,861 | 2,778 | 2,861 | 2,778 | 5,086 | 5,473 | Q1 2001 | 8 |
| 70,874 | — | — | 2,000 | 1,942 | 2,000 | 1,942 | 3,277 | 6,974 | Q2 | 9 |
| 69,175 | — | — | 1,939 | 1,883 | 1,939 | 1,883 | 1,950 | 12,596 | Q3 | 10 |
| 77,867 | — | — | 2,651 | 2,573 | 2,651 | 2,573 | 1,930 | 10,937 | Q4 | 11 |
| 72,644 | — | — | 2,690 | — | — | — | 2,055 | 21,714 | Q1 2002 | 12 |
| 23,516 | — | — | 837 | 813 | 837 | 813 | 1,524 | 2,245 | Jan. 2001 | 13 |
| 23,736 | — | — | 1,045 | 1,015 | 1,045 | 1,015 | 1,838 | 1,184 | Feb. | 14 |
| 28,349 | — | — | 979 | 950 | 979 | 950 | 1,724 | 2,044 | Mar. | 15 |
| 23,844 | — | — | 697 | 677 | 697 | 677 | 1,411 | 1,443 | Apr. | 16 |
| 19,875 | — | — | 557 | 541 | 557 | 541 | 1,000 | 2,684 | May | 17 |
| 27,155 | — | — | 746 | 724 | 746 | 724 | 866 | 2,847 | Jun. | 18 |
| 22,462 | — | — | 633 | 615 | 633 | 615 | 825 | 5,574 | Jul. | 19 |
| 21,625 | — | — | 631 | 613 | 631 | 613 | 571 | 5,367 | Aug. | 20 |
| 25,088 | — | — | 675 | 655 | 675 | 655 | 554 | 1,655 | Sep. | 21 |
| 26,485 | — | — | 882 | 856 | 882 | 856 | 687 | 3,655 | Oct. | 22 |
| 26,130 | — | — | 1,064 | 1,033 | 1,064 | 1,033 | 712 | 2,741 | Nov. | 23 |
| 25,252 | — | — | 705 | 684 | 705 | 684 | 531 | 4,541 | Dec. | 24 |
| 20,484 | — | — | 967 | — | — | — | 966 | 7,694 | Jan. 2002 | 25 |
| 24,196 | — | — | 948 | — | — | — | 601 | 7,883 | Feb. | 26 |
| 27,964 | — | — | 775 | — | — | — | 488 | 6,137 | Mar. | 27 |

| C重油 C Heavy Fuel Oil | 潤滑油 Lubri- cating Oil | 液化石油ガス計 Total Liquefied Petroleum Gas | | P. P. P. B | | B. B | | オイルコークス Petroleum Coke | | 精製及び 混合原料油 Refining Material and Blending Component Oil | Year And Month | |
|----------------------------|--------------------------------|---|---------------|--------------|--------------|---------------|---------------|---------------------------|----------------|---|-------------------|----------|
| | | (t) | (kl) | (t) | (kl) | (t) | (kl) | (t) | (kl) | | | (kl) |
| 859 | 4,652 | 37,574 | 65,543 | 7,572 | 14,786 | 30,002 | 50,757 | 167,963 | 226,977 | 697,301 | C.Y. 1997 | 1 |
| 703 | 4,780 | 40,308 | 70,375 | 8,573 | 16,773 | 31,735 | 53,602 | 166,331 | 224,772 | 605,925 | C.Y. 1998 | 2 |
| 799 | 3,608 | 25,190 | 43,472 | 3,689 | 7,219 | 21,501 | 36,253 | 120,321 | 162,597 | 427,560 | C.Y. 1999 | 3 |
| 633 | 684 | 30,933 | 53,463 | 5,662 | 10,956 | 25,271 | 42,507 | 114,632 | 154,910 | 405,881 | C.Y. 2000 | 4 |
| — | — | 30,274 | 51,797 | 3,462 | 6,709 | 26,812 | 45,088 | 127,948 | 172,903 | 435,001 | C.Y. 2001 | 5 |
| 476 | 27 | 33,983 | 58,744 | 6,081 | 11,771 | 27,902 | 46,973 | 130,561 | 176,438 | 453,823 | F.Y. 2000 | 6 |
| 3,602 | — | 29,235 | — | 3,409 | — | 25,826 | — | 117,612 | — | 417,836 | F.Y. 2001 | 7 |
| — | — | 9,036 | 15,499 | 862 | 1,691 | 8,174 | 13,808 | 38,138 | 51,540 | 134,746 | Q1 2001 | 8 |
| — | — | 5,390 | 9,222 | 943 | 1,839 | 4,447 | 7,383 | 22,924 | 30,978 | 78,077 | Q2 | 9 |
| — | — | 7,705 | 13,144 | 1,040 | 1,964 | 6,665 | 11,180 | 31,390 | 42,418 | 107,604 | Q3 | 10 |
| — | — | 8,143 | 13,932 | 617 | 1,215 | 7,526 | 12,717 | 35,496 | 47,967 | 114,574 | Q4 | 11 |
| 3,602 | — | 7,997 | — | 809 | — | 7,188 | — | 27,802 | — | 117,581 | Q1 2002 | 12 |
| — | — | 3,019 | 5,186 | 306 | 599 | 2,713 | 4,587 | 12,745 | 17,225 | 43,380 | Jan. 2001 | 13 |
| — | — | 3,113 | 5,357 | 365 | 718 | 2,748 | 4,639 | 12,615 | 17,048 | 43,643 | Feb. | 14 |
| — | — | 2,904 | 4,956 | 191 | 374 | 2,713 | 4,582 | 12,778 | 17,267 | 47,723 | Mar. | 15 |
| — | — | 162 | 275 | 18 | 33 | 144 | 242 | 3,165 | 4,277 | 5,765 | Apr. | 16 |
| — | — | 2,526 | 4,469 | 838 | 1,638 | 1,688 | 2,831 | 7,347 | 9,928 | 28,347 | May | 17 |
| — | — | 2,702 | 4,478 | 87 | 168 | 2,615 | 4,310 | 12,412 | 16,773 | 43,965 | Jun. | 18 |
| — | — | 3,163 | 5,500 | 829 | 1,586 | 2,334 | 3,914 | 11,994 | 16,208 | 41,829 | Jul. | 19 |
| — | — | 2,176 | 3,650 | 90 | 151 | 2,086 | 3,499 | 5,395 | 7,291 | 20,870 | Aug. | 20 |
| — | — | 2,366 | 3,994 | 121 | 227 | 2,245 | 3,767 | 14,001 | 18,919 | 44,905 | Sep. | 21 |
| — | — | 3,022 | 5,164 | 184 | 371 | 2,838 | 4,793 | 13,919 | 18,810 | 43,378 | Oct. | 22 |
| — | — | 2,886 | 4,914 | 147 | 286 | 2,739 | 4,628 | 13,024 | 17,599 | 45,793 | Nov. | 23 |
| — | — | 2,235 | 3,854 | 286 | 558 | 1,949 | 3,296 | 8,553 | 11,558 | 25,403 | Dec. | 24 |
| 1,298 | — | 3,123 | — | 388 | — | 2,735 | — | 8,499 | — | 40,605 | Jan. 2002 | 25 |
| 1,090 | — | 2,186 | — | 102 | — | 2,084 | — | 11,985 | — | 36,709 | Feb. | 26 |
| 1,214 | — | 2,688 | — | 319 | — | 2,369 | — | 7,318 | — | 40,267 | Mar. | 27 |

(3) 石油製品経済産業局別生産 (13年) / Production of Petroleum Products by Regional Bureau of Economy, Trade and Industry

| 区 分 | 単位 | 全 国 | 北 海 道 | 東 北 | 関 東 | 中 部 | | | |
|-----|-----------|------------|-------------|-------------|------------|------------|------------|------------|-----------|
| | | | HOKKAIDO | TOHOKU | KANTO | CYUBU | | | |
| 1 | 計 | kl | 57,985,309 | 2,889,693 | 1,889,364 | 22,640,054 | 8,415,080 | | |
| 2 | ガソリン | 自動車用ガソリン | 計 | kl | 57,956,106 | 2,889,693 | 1,889,364 | 22,625,579 | 8,413,724 |
| 3 | | 高級 | kl | 11,628,933 | 581,307 | 355,552 | 4,822,948 | 1,706,643 | |
| 4 | | 並級 | kl | 46,327,173 | 2,308,386 | 1,533,812 | 17,802,631 | 6,707,081 | |
| 5 | | その他用ガソリン | kl | 29,203 | — | — | 14,475 | 1,356 | |
| 6 | 計 | kl | 18,462,115 | 954,090 | 356,045 | 6,833,214 | 1,376,907 | | |
| 7 | ナフサ | 石油化学用ナフサ | kl | 17,831,738 | 954,090 | 352,832 | 6,759,200 | 1,151,486 | |
| 8 | | その他用ナフサ | kl | 630,377 | — | 3,213 | 74,014 | 225,421 | |
| 9 | ジェット燃料油 | kl | 10,702,924 | 510,590 | — | 4,714,075 | 994,524 | | |
| 10 | 灯油 | kl | 28,086,224 | 2,148,342 | 961,527 | 10,963,692 | 3,534,074 | | |
| 11 | 軽油 | kl | 41,631,413 | 2,832,321 | 1,225,916 | 16,185,379 | 5,107,579 | | |
| 12 | 計 | kl | 65,150,158 | 4,402,941 | 1,965,494 | 21,445,346 | 9,270,658 | | |
| 13 | 重油 | A 重油 | kl | 28,684,435 | 2,026,685 | 897,032 | 10,417,697 | 4,297,597 | |
| 14 | | B 重油 | kl | 15,750 | — | 13,164 | 2,208 | 378 | |
| 15 | | C 重油 | kl | 36,449,973 | 2,376,256 | 1,055,298 | 11,025,441 | 4,972,683 | |
| 16 | 燃料油 | 計 | kl | 222,018,143 | 13,737,977 | 6,398,346 | 82,781,760 | 28,698,822 | |
| 17 | 潤滑油 | kl | 2,592,113 | — | 24,775 | 1,029,669 | 265,206 | | |
| 18 | パラフィン | t | 104,476 | — | — | 12,429 | 1,505 | | |
| | | kl | 128,136 | — | — | 15,336 | 1,989 | | |
| 19 | 計 | t | 5,470,480 | 278,281 | 216,311 | 1,710,771 | 619,837 | | |
| | | kl | 5,315,231 | 270,176 | 209,406 | 1,662,354 | 600,195 | | |
| 20 | アスファルト | ストレート | t | 5,344,282 | 278,281 | 216,311 | 1,671,623 | 549,397 | |
| | | アスファルト | kl | 5,192,115 | 270,176 | 209,406 | 1,624,347 | 531,213 | |
| 21 | プローン | アスファルト | t | 126,198 | — | — | 39,148 | 70,440 | |
| | | アスファルト | kl | 123,116 | — | — | 38,007 | 68,982 | |
| 22 | 計 | t | 5,167,379 | 319,239 | 123,368 | 2,274,658 | 573,226 | | |
| | | kl | 9,523,702 | 589,002 | 233,133 | 4,181,767 | 1,062,408 | | |
| 23 | 液化石油ガス | P. P.、P. B | t | 2,796,018 | 143,134 | 96,901 | 1,189,086 | 340,459 | |
| | | P. P.、P. B | kl | 5,429,933 | 281,105 | 187,803 | 2,304,501 | 661,168 | |
| 24 | B . B | t | 2,371,361 | 176,105 | 26,467 | 1,085,572 | 232,767 | | |
| | | B . B | kl | 4,093,769 | 307,897 | 45,330 | 1,877,266 | 401,240 | |
| 25 | オイルコークス | t | 854,476 | — | — | 34,667 | — | | |
| | | kl | 888,747 | — | — | 25,305 | — | | |
| 26 | 回収いおう | t | 2,024,389 | 163,610 | 111,902 | 771,812 | 289,790 | | |
| | | kl | 1,115,179 | 88,946 | 62,867 | 426,322 | 161,279 | | |
| 27 | その他の石油製品 | kl | 436,689 | — | — | 372,688 | 19,697 | | |
| 28 | 小計 | kl | 242,017,940 | 14,686,101 | 6,928,527 | 90,495,201 | 30,809,596 | | |
| 29 | 精製及び混合原料油 | kl | 17,259,811 | 913,129 | 150,585 | 6,909,899 | 2,624,543 | | |
| 30 | 合計 | kl | 259,277,751 | 155,990,230 | 7,079,112 | 97,405,100 | 33,434,139 | | |
| 31 | 石油ガス | kl | 9,987,387 | 695,165 | 320,003 | 3,608,938 | 1,219,507 | | |

(単位: kl, t/Unit: kl, t)

| 近 畿 KINKI | 中 国 CYUGOKU | 四 国 SHIKOKU | 九 州 KYUSHU | 沖 縄 OKINAWA | Unit | Category | |
|--------------|----------------|----------------|---------------|----------------|------|--|----|
| 8,964,403 | 8,842,616 | 2,339,165 | 1,270,995 | 708,555 | kl | Total | 1 |
| 8,951,057 | 8,842,616 | 2,339,139 | 1,270,995 | 708,555 | kl | Total | 2 |
| 1,915,773 | 1,657,721 | 390,031 | 198,958 | — | kl | Premium } Motor Gasoline | 3 |
| 7,035,284 | 7,184,895 | 1,949,108 | 1,072,037 | 708,555 | kl | Regular } Gasoline | 4 |
| 13,346 | — | 26 | — | — | kl | Others } Gasoline | 5 |
| 2,195,737 | 4,142,410 | 1,831,289 | 456,176 | 446,950 | kl | Total | 6 |
| 2,116,242 | 4,096,207 | 1,831,289 | 456,170 | 39,803 | kl | Petrochemical Use } Naphtha | 7 |
| 79,495 | 46,203 | — | — | 407,147 | kl | Others } Naphtha | 8 |
| 1,347,124 | 2,304,034 | 232,305 | 77,171 | 672,190 | kl | Jet Fuel | 9 |
| 3,060,584 | 4,081,895 | 1,844,380 | 1,030,672 | 479,526 | kl | Kerosene | 10 |
| 5,444,774 | 6,657,608 | 2,188,852 | 1,082,421 | 1,022,804 | kl | Gas Oil | 11 |
| 6,946,788 | 12,364,646 | 3,388,174 | 2,405,880 | 3,083,480 | kl | Total | 12 |
| 3,123,341 | 4,964,802 | 1,210,877 | 937,993 | 757,712 | kl | Fuel Oil A } Fuel Oil | 13 |
| — | — | — | — | — | kl | Fuel Oil B } Fuel Oil | 14 |
| 3,823,447 | 7,399,844 | 2,177,297 | 1,467,887 | 2,325,768 | kl | Fuel Oil C } Fuel Oil | 15 |
| 27,959,410 | 38,393,209 | 11,824,165 | 6,323,315 | 6,413,505 | kl | Total of Main Petroleum Products | 16 |
| 714,859 | 557,604 | — | — | — | kl | Lubricating Oil | 17 |
| 9,004 | 81,538 | — | — | — | t | Paraffin Wax | 18 |
| 11,075 | 99,736 | — | — | — | kl | Paraffin Wax | 18 |
| 917,069 | 1,300,158 | 216,130 | 211,923 | — | t | Total | 19 |
| 888,223 | 1,269,717 | 209,430 | 205,730 | — | kl | Total | 19 |
| 917,069 | 1,283,548 | 216,130 | 211,923 | — | t | Straight Asphalt } Asphalt | 20 |
| 888,223 | 1,253,590 | 209,430 | 205,730 | — | kl | Straight Asphalt } Asphalt | 20 |
| — | 16,610 | — | — | — | t | Blown Asphalt } Asphalt | 21 |
| — | 16,127 | — | — | — | kl | Blown Asphalt } Asphalt | 21 |
| 513,016 | 863,125 | 214,063 | 169,016 | 105,965 | t | Total | 22 |
| 952,068 | 1,592,321 | 390,166 | 280,786 | 191,293 | kl | Total | 22 |
| 307,800 | 510,995 | 86,474 | 79,613 | 35,162 | t | Propane・Propylene } Liquefied Petroleum Gas | 23 |
| 598,557 | 991,811 | 168,921 | 154,754 | 68,891 | kl | and Propane・Butane } Liquefied Petroleum Gas | 23 |
| 205,216 | 352,130 | 127,589 | 89,403 | 70,803 | t | Butane・Butylene } Liquefied Petroleum Gas | 24 |
| 353,511 | 600,510 | 221,245 | 155,044 | 122,402 | kl | Butane・Butylene } Liquefied Petroleum Gas | 24 |
| 62,630 | 757,179 | — | — | — | t | Petroleum Coke | 25 |
| 61,308 | 802,134 | — | — | — | kl | Petroleum Coke | 25 |
| 186,283 | 373,503 | 60,487 | 45,089 | 27,356 | t | Recoverd Sulfur | 26 |
| 98,500 | 205,888 | 33,768 | 25,331 | 15,259 | kl | Recoverd Sulfur | 26 |
| 42,393 | — | 1,911 | — | — | kl | Others | 27 |
| 30,727,836 | 42,920,609 | 12,459,440 | 6,864,174 | 6,620,057 | kl | Total | 28 |
| 2,899,048 | 1,748,506 | 384,859 | 1,435,164 | — | kl | Refining Material and Blending Component Oil | 29 |
| 33,626,884 | 44,669,115 | 12,844,299 | 8,299,338 | 6,620,057 | kl | Grand total | 30 |
| 1,568,606 | 1,896,080 | 238,312 | 299,205 | 138,613 | kl | Off Gas | 31 |

③ 潤滑油業者 / Lubricant Manufacturers

| 年 月 | 投 入 Input | | | | | | 製 品 Products (kl) | |
|-----|--------------------|---|-------------------------------------|---------------------------------------|--------------------------------------|--|-------------------------|---------|
| | 計 Total (kl) | 原油処理計 Crude Oil Processing total (kl) | Input | | 混合材料 Blending material (kl) | 半製品投入 Input of semi-refined Oil (kl) | | |
| | | | 輸入原油 Import Crude Oil (kl) | 国産原油 Domestic Crude Oil (kl) | | | | |
| 1 | 平成 9 | 632,497 | 349,428 | 335,089 | 14,339 | 11,256 | (271,813) | 598,587 |
| 2 | 10 | 507,959 | 330,482 | 327,822 | 2,660 | 9,320 | (168,157) | 480,709 |
| 3 | 11 | 696,825 | 330,930 | 330,930 | — | 14,204 | (351,691) | 606,646 |
| 4 | 12 | 704,101 | 329,774 | 329,774 | — | 12,532 | 361,795 | 662,207 |
| 5 | 13 | 592,655 | 312,869 | 312,869 | — | 5,254 | 274,532 | 579,469 |
| 6 | 12 | 671,371 | 321,660 | 321,660 | — | 10,620 | 339,091 | 645,709 |
| 7 | 13 | ... | ... | ... | ... | ... | ... | ... |
| 8 | 13年 | 154,369 | 81,051 | 81,051 | — | 1,464 | 71,854 | 155,641 |
| 9 | 1~3 | 144,073 | 75,701 | 75,701 | — | 1,577 | 66,795 | 140,428 |
| 10 | 4~6 | 142,794 | 78,279 | 78,279 | — | 1,155 | 63,360 | 134,472 |
| 11 | 7~9 | 151,419 | 77,838 | 77,838 | — | 1,058 | 72,523 | 148,928 |
| 12 | 10~12 | ... | ... | ... | ... | ... | ... | ... |
| 13 | 14年 | ... | ... | ... | ... | ... | ... | ... |
| 14 | 1~3 | 49,708 | 28,397 | 28,397 | — | 453 | 20,858 | 48,560 |
| 15 | 1 | 48,528 | 25,395 | 25,395 | — | 466 | 22,667 | 50,275 |
| 16 | 2 | 56,133 | 27,259 | 27,259 | — | 545 | 28,329 | 56,806 |
| 17 | 3 | 50,744 | 27,880 | 27,880 | — | 563 | 22,301 | 48,485 |
| 18 | 4 | 41,496 | 16,416 | 16,416 | — | 461 | 24,619 | 40,861 |
| 19 | 5 | 51,833 | 31,405 | 31,405 | — | 553 | 19,875 | 51,082 |
| 20 | 6 | 46,915 | 21,753 | 21,753 | — | 281 | 24,881 | 44,365 |
| 21 | 7 | 47,762 | 25,778 | 25,778 | — | 512 | 21,472 | 42,231 |
| 22 | 8 | 48,117 | 30,748 | 30,748 | — | 362 | 17,007 | 47,876 |
| 23 | 9 | 52,450 | 27,895 | 27,895 | — | 516 | 24,039 | 51,656 |
| 24 | 10 | 51,639 | 27,423 | 27,423 | — | 87 | 24,129 | 51,077 |
| 25 | 11 | 47,330 | 22,520 | 22,520 | — | 455 | 24,355 | 46,195 |
| 26 | 12 | ... | ... | ... | ... | ... | ... | ... |
| 27 | 14年 | ... | ... | ... | ... | ... | ... | ... |

④ その他業者 / Other Establishments

| 年 月 | 投 入 Input | | | | | | 製 品 Products (kl) | |
|-----|--------------------|---|-------------------------------------|---------------------------------------|--------------------------------------|--|-------------------------|---------|
| | 計 Total (kl) | 原油処理計 Crude Oil Processing total (kl) | Input | | 混合材料 Blending material (kl) | 半製品投入 Input of semi-refined Oil (kl) | | |
| | | | 輸入原油 Import Crude Oil (kl) | 国産原油 Domestic Crude Oil (kl) | | | | |
| 1 | 平成 9 | 935,150 | 411,964 | 392,393 | 19,571 | — | (523,186) | 330,732 |
| 2 | 10 | 834,765 | 196,366 | 179,453 | 16,913 | — | (638,399) | 328,653 |
| 3 | 11 | 609,349 | 159,229 | 145,458 | 13,771 | — | (450,120) | 236,610 |
| 4 | 12 | 564,804 | 38,479 | 25,414 | 13,065 | — | 526,325 | 232,632 |
| 5 | 13 | 600,315 | 13,759 | — | 13,759 | — | 586,556 | 242,042 |
| 6 | 12 | 633,765 | 13,715 | — | 13,715 | — | 620,050 | 256,884 |
| 7 | 13 | ... | ... | ... | ... | ... | ... | ... |
| 8 | 13年 | 185,085 | 4,292 | — | 4,292 | — | 180,793 | 72,038 |
| 9 | 1~3 | 108,303 | 2,908 | — | 2,908 | — | 105,395 | 44,225 |
| 10 | 4~6 | 149,962 | 2,802 | — | 2,802 | — | 147,160 | 59,288 |
| 11 | 7~9 | 156,965 | 3,757 | — | 3,757 | — | 153,208 | 66,491 |
| 12 | 10~12 | ... | ... | ... | ... | ... | ... | ... |
| 13 | 14年 | ... | ... | ... | ... | ... | ... | ... |
| 14 | 1~3 | 59,533 | 1,254 | — | 1,254 | — | 58,279 | 23,919 |
| 15 | 1 | 59,237 | 1,505 | — | 1,505 | — | 57,732 | 24,134 |
| 16 | 2 | 66,315 | 1,533 | — | 1,533 | — | 64,782 | 23,985 |
| 17 | 3 | 9,680 | 1,098 | — | 1,098 | — | 8,582 | 6,155 |
| 18 | 4 | 38,837 | 984 | — | 984 | — | 37,853 | 15,722 |
| 19 | 5 | 59,786 | 826 | — | 826 | — | 58,960 | 22,348 |
| 20 | 6 | 58,168 | 1,096 | — | 1,096 | — | 57,072 | 23,184 |
| 21 | 7 | 27,489 | 769 | — | 769 | — | 26,720 | 12,002 |
| 22 | 8 | 64,305 | 937 | — | 937 | — | 63,368 | 24,102 |
| 23 | 9 | 59,726 | 1,275 | — | 1,275 | — | 58,451 | 25,523 |
| 24 | 10 | 61,851 | 995 | — | 995 | — | 60,856 | 23,815 |
| 25 | 11 | 35,388 | 1,487 | — | 1,487 | — | 33,901 | 17,153 |
| 26 | 12 | ... | ... | ... | ... | ... | ... | ... |
| 27 | 14年 | ... | ... | ... | ... | ... | ... | ... |

(5) 原油及び半製品在庫 / Inventory of Crude oil and Semi-finished Products

| | 年 月 | | 原 油 | | | | | | | | |
|----|-----|----|------------|------------------------|--------------------------|---------------|----------------------------------|--------------------------|---------------|------------------------|--------------|
| | | | 計 Total | 精製業者 Refiners | | | 潤滑油業者 Lubricant manufacturers | | | | |
| | | | | 輸入 Import Crude Oil | 国産 Domestic Crude Oil | 計 Total | 輸入 Import Crude Oil | 国産 Domestic Crude Oil | 計 total | 輸入 Import Crude Oil | |
| | | | | | | | | | | | (kl) |
| 1 | 平成 | 9 | 年 | 23,066,171 | 23,016,044 | 50,127 | 19,547,879 | 19,522,425 | 25,454 | 19,450 | 17,857 |
| 2 | | 10 | 年 | 20,420,352 | 20,364,422 | 55,930 | 17,456,136 | 17,421,252 | 34,884 | 14,464 | 14,464 |
| 3 | | 11 | 年 | 17,589,083 | 17,504,677 | 84,406 | 15,161,584 | 15,128,591 | 32,993 | 18,238 | 18,238 |
| 4 | | 12 | 年 | 16,759,973 | 16,675,553 | 84,420 | 14,641,956 | 14,603,493 | 38,463 | 19,623 | 19,623 |
| 5 | | 13 | 年 | 18,062,628 | 17,981,842 | 80,786 | 15,929,400 | 15,891,991 | 37,409 | 8,192 | 8,192 |
| 6 | | 12 | 年 | 18,920,568 | 18,853,482 | 67,086 | 16,453,840 | 16,426,835 | 27,005 | 15,333 | 15,333 |
| 7 | | 13 | 年 | 17,042,839 | 16,960,954 | 81,885 | 15,234,452 | 15,203,165 | 31,287 | 8,697 | 8,697 |
| 8 | | 13 | 1~3月 | 18,920,568 | 18,853,482 | 67,086 | 16,453,840 | 16,426,835 | 27,005 | 15,333 | 15,333 |
| 9 | | | 4~6月 | 20,294,774 | 20,222,209 | 72,565 | 16,940,716 | 16,908,925 | 31,791 | 7,451 | 7,451 |
| 10 | | | 7~9月 | 18,810,687 | 18,734,477 | 76,210 | 15,895,793 | 15,861,014 | 34,779 | 11,331 | 11,331 |
| 11 | | | 10~12月 | 18,062,628 | 17,981,842 | 80,786 | 15,929,400 | 15,891,991 | 37,409 | 8,192 | 8,192 |
| 12 | | 14 | 1~3月 | 17,042,839 | 16,960,954 | 81,885 | 15,234,452 | 15,203,165 | 31,287 | 8,697 | 8,697 |
| 13 | | 13 | 1月 | 16,786,033 | 16,705,183 | 80,850 | 14,530,292 | 14,500,489 | 29,803 | 11,935 | 11,935 |
| 14 | | | 2月 | 17,568,801 | 17,481,406 | 87,395 | 15,039,877 | 14,955,171 | 44,706 | 19,159 | 19,159 |
| 15 | | | 3月 | 18,920,568 | 18,853,482 | 67,086 | 16,453,840 | 16,426,835 | 27,005 | 15,333 | 15,333 |
| 16 | | | 4月 | 18,876,393 | 18,812,605 | 63,788 | 16,404,609 | 16,373,310 | 31,299 | 17,290 | 17,290 |
| 17 | | | 5月 | 20,089,464 | 20,021,057 | 68,407 | 17,445,949 | 17,413,952 | 31,997 | 7,720 | 7,720 |
| 18 | | | 6月 | 20,294,774 | 20,222,209 | 72,565 | 16,940,716 | 16,908,925 | 31,791 | 7,451 | 7,451 |
| 19 | | | 7月 | 18,550,939 | 18,467,273 | 83,666 | 15,694,416 | 15,656,913 | 37,503 | 10,032 | 10,032 |
| 20 | | | 8月 | 18,333,781 | 18,247,449 | 86,332 | 15,703,974 | 15,662,933 | 41,041 | 13,925 | 13,925 |
| 21 | | | 9月 | 18,810,687 | 18,734,477 | 76,210 | 15,895,793 | 15,861,014 | 34,779 | 11,331 | 11,331 |
| 22 | | | 10月 | 20,605,795 | 20,543,496 | 62,299 | 18,069,940 | 18,042,347 | 27,593 | 11,550 | 11,550 |
| 23 | | | 11月 | 18,732,006 | 18,665,524 | 66,482 | 16,065,903 | 16,036,684 | 29,219 | 13,047 | 13,047 |
| 24 | | | 12月 | 18,062,628 | 17,981,842 | 80,786 | 15,929,400 | 15,891,991 | 37,409 | 8,192 | 8,192 |
| 25 | | 14 | 1月 | 16,006,591 | 15,930,984 | 75,607 | 14,193,956 | 14,164,092 | 29,864 | 8,852 | 8,852 |
| 26 | | | 2月 | 15,486,062 | 15,400,768 | 85,294 | 13,587,183 | 13,557,533 | 29,650 | 10,004 | 10,004 |
| 27 | | | 3月 | 17,042,839 | 16,960,954 | 81,885 | 15,234,452 | 15,203,165 | 31,287 | 8,697 | 8,697 |

原油及び半製品在庫 (つづき)

| | 年 月 | | 半製品在庫油種別内訳 | | | | | | | | |
|----|-----|----|----------------------------------|----------------------------|--------------------------|-------------------------|--------------------------|----------------------------------|------------------|---------------------|---------------|
| | | | その他業者 Other Establishments | 粗ガソリン Slack Gasoline | 粗灯油 Slack Kerosene | 粗軽油 Slack Gas Oil | 粗重油 Slack Fuel Oil | 粗潤滑油 Slack Lubricating Oil | 粗 蠟 Slack Wax | 粗コークス Slack Coke | |
| | | | (kl) | (kl) | (kl) | (kl) | (kl) | (kl) | (kl) | (kl) | |
| 1 | 平成 | 9 | 年 | 3,864 | 3,270,588 | 1,399,959 | 2,373,974 | 5,588,640 | 515,452 | 32,661 | 8,087 |
| 2 | | 10 | 年 | 5,790 | 2,983,980 | 992,587 | 1,911,810 | 4,894,012 | 511,222 | 30,950 | 8,688 |
| 3 | | 11 | 年 | 6,167 | 2,865,782 | 784,616 | 1,725,272 | 4,386,406 | 519,505 | 32,372 | 6,266 |
| 4 | | 12 | 年 | 38,680 | 3,058,724 | 946,486 | 2,024,895 | 4,740,020 | 535,291 | 58,559 | 10,142 |
| 5 | | 13 | 年 | 48,898 | 3,128,172 | 986,201 | 1,777,571 | 4,854,975 | 495,182 | 52,966 | 8,926 |
| 6 | | 12 | 年 | 37,160 | 3,737,779 | 661,070 | 1,781,010 | 4,758,043 | 595,505 | 52,916 | 10,376 |
| 7 | | 13 | 年 | 19,666 | 3,619,068 | 661,151 | 1,912,171 | 3,970,460 | 626,862 | 45,562 | 10,635 |
| 8 | | 13 | 1~3月 | 37,160 | 3,737,779 | 661,070 | 1,781,010 | 4,758,043 | 595,505 | 52,916 | 10,376 |
| 9 | | | 4~6月 | 22,610 | 3,448,415 | 806,528 | 1,907,680 | 4,672,396 | 503,155 | 53,356 | 10,341 |
| 10 | | | 7~9月 | 22,303 | 3,291,103 | 1,120,954 | 2,457,424 | 5,036,363 | 550,054 | 50,485 | 9,116 |
| 11 | | | 10~12月 | 48,898 | 3,128,172 | 986,201 | 1,777,571 | 4,854,975 | 495,182 | 52,966 | 8,926 |
| 12 | | 14 | 1~3月 | 19,666 | 3,619,068 | 661,151 | 1,912,171 | 3,970,460 | 626,862 | 45,562 | 10,635 |
| 13 | | 13 | 1月 | 51,116 | 3,301,272 | 775,591 | 2,134,642 | 4,809,959 | 587,451 | 48,866 | 11,558 |
| 14 | | | 2月 | 42,073 | 3,474,804 | 556,365 | 1,887,778 | 4,827,561 | 593,299 | 60,084 | 12,701 |
| 15 | | | 3月 | 37,160 | 3,737,779 | 661,070 | 1,781,010 | 4,758,043 | 595,505 | 52,916 | 10,376 |
| 16 | | | 4月 | 30,810 | 3,899,220 | 796,009 | 2,072,224 | 4,911,139 | 577,198 | 51,274 | 7,453 |
| 17 | | | 5月 | 23,850 | 3,731,303 | 948,348 | 2,095,002 | 4,774,351 | 542,351 | 59,761 | 10,355 |
| 18 | | | 6月 | 22,610 | 3,448,415 | 806,528 | 1,907,680 | 4,672,396 | 503,155 | 53,356 | 10,341 |
| 19 | | | 7月 | 15,483 | 3,405,529 | 900,413 | 1,989,216 | 4,475,570 | 515,676 | 55,341 | 10,151 |
| 20 | | | 8月 | 43,610 | 3,290,672 | 908,080 | 2,243,377 | 4,686,127 | 545,925 | 47,768 | 10,864 |
| 21 | | | 9月 | 22,303 | 3,291,103 | 1,120,954 | 2,457,424 | 5,036,363 | 550,054 | 50,485 | 9,116 |
| 22 | | | 10月 | 36,993 | 3,261,896 | 1,274,977 | 2,263,426 | 4,994,272 | 511,731 | 44,947 | 10,405 |
| 23 | | | 11月 | 42,220 | 3,156,393 | 1,425,509 | 1,994,714 | 5,078,744 | 486,437 | 40,756 | 10,050 |
| 24 | | | 12月 | 48,898 | 3,128,172 | 986,201 | 1,777,571 | 4,854,975 | 495,182 | 52,966 | 8,926 |
| 25 | | 14 | 1月 | 43,865 | 3,220,437 | 759,071 | 1,881,490 | 4,916,613 | 533,677 | 44,724 | 12,498 |
| 26 | | | 2月 | 27,072 | 3,430,732 | 720,569 | 1,895,481 | 4,532,476 | 541,059 | 49,578 | 10,142 |
| 27 | | | 3月 | 19,666 | 3,619,068 | 661,151 | 1,912,171 | 3,970,460 | 626,862 | 45,562 | 10,635 |

(単位: kl/Unit: kl)

| 国産 Domestic Crude Oil | その他業者 Other establishments | | | 基地・ 油槽所 | | 鉱山部門 | 半製品在庫業種別内訳 | | | Year And Month | |
|--------------------------|-------------------------------|------------------------|--------------------------|------------------------|--------------------------|------------|------------------|-------------------------------------|-----------|-------------------|--|
| | 計 Total | 輸入 Import Crude Oil | 国産 Domestic Crude Oil | 輸入 Import Crude Oil | 国産 Domestic Crude Oil | 計 Total | 精製業者 Refiners | 潤滑油業者 Lubricant manufacturers | | | |
| | | | | | | | | | (kl) | | |
| 1,593 | 56,572 | 56,226 | 346 | 3,419,536 | 22,734 | 13,186,361 | 13,164,027 | 18,470 | C.Y. 1997 | 1 | |
| — | 74,791 | 74,397 | 394 | 2,854,309 | 20,652 | 11,333,249 | 11,310,335 | 17,124 | C.Y. 1998 | 2 | |
| — | 50,832 | 50,564 | 268 | 2,307,284 | 51,145 | 10,320,219 | 10,291,412 | 22,640 | C.Y. 1999 | 3 | |
| — | 32,870 | 32,569 | 301 | 2,019,868 | 45,656 | 11,374,117 | 11,263,029 | 72,408 | C.Y. 2000 | 4 | |
| — | 13,444 | 13,270 | 174 | 2,068,389 | 43,203 | 11,303,993 | 11,194,888 | 60,207 | C.Y. 2001 | 5 | |
| — | 9,403 | 9,143 | 260 | 2,402,171 | 39,821 | 11,596,699 | 11,496,418 | 63,121 | F.Y. 2000 | 6 | |
| — | 42,511 | 42,378 | 133 | 1,706,714 | 50,465 | 10,845,909 | 10,766,548 | 59,695 | F.Y. 2001 | 7 | |
| — | 9,403 | 9,143 | 260 | 2,402,171 | 39,821 | 11,596,699 | 11,496,418 | 63,121 | Q1 2001 | 8 | |
| — | 9,656 | 9,108 | 548 | 3,296,725 | 40,226 | 11,401,871 | 11,310,234 | 69,027 | Q2 | 9 | |
| — | 52,162 | 51,865 | 297 | 2,810,267 | 41,134 | 12,515,499 | 12,429,851 | 63,345 | Q3 | 10 | |
| — | 13,444 | 13,270 | 174 | 2,068,389 | 43,203 | 11,303,993 | 11,194,888 | 60,207 | Q4 | 11 | |
| — | 42,511 | 42,378 | 133 | 1,706,714 | 50,465 | 10,845,909 | 10,766,548 | 59,695 | Q1 2002 | 12 | |
| — | 9,595 | 9,172 | 423 | 2,183,587 | 50,624 | 11,669,339 | 11,540,295 | 77,928 | Jan. 2001 | 13 | |
| — | 9,356 | 9,121 | 235 | 2,457,955 | 42,454 | 11,412,592 | 11,299,974 | 70,545 | Feb. | 14 | |
| — | 9,403 | 9,143 | 260 | 2,402,171 | 39,821 | 11,596,699 | 11,496,418 | 63,121 | Mar. | 15 | |
| — | 9,365 | 9,104 | 261 | 2,412,901 | 32,228 | 12,314,517 | 12,206,915 | 76,792 | Apr. | 16 | |
| — | 9,690 | 9,113 | 577 | 2,590,272 | 35,833 | 12,161,471 | 12,060,238 | 77,383 | May | 17 | |
| — | 9,656 | 9,108 | 548 | 3,296,725 | 40,226 | 11,401,871 | 11,310,234 | 69,027 | Jun. | 18 | |
| — | 9,212 | 9,056 | 156 | 2,791,272 | 46,007 | 11,351,896 | 11,283,367 | 53,046 | Jul. | 19 | |
| — | 9,274 | 9,063 | 211 | 2,561,528 | 45,080 | 11,732,813 | 11,630,927 | 58,276 | Aug. | 20 | |
| — | 52,162 | 51,865 | 297 | 2,810,267 | 41,134 | 12,515,499 | 12,429,851 | 63,345 | Sep. | 21 | |
| — | 35,701 | 35,512 | 189 | 2,454,087 | 34,517 | 12,361,654 | 12,260,212 | 64,449 | Oct. | 22 | |
| — | 13,708 | 13,385 | 323 | 2,602,408 | 36,940 | 12,192,603 | 12,087,729 | 62,654 | Nov. | 23 | |
| — | 13,444 | 13,270 | 174 | 2,068,389 | 43,203 | 11,303,993 | 11,194,888 | 60,207 | Dec. | 24 | |
| — | 13,400 | 13,227 | 173 | 1,744,813 | 45,570 | 11,368,510 | 11,263,844 | 60,801 | Jan. 2002 | 25 | |
| — | 13,409 | 13,238 | 171 | 1,819,993 | 55,473 | 11,180,037 | 11,093,898 | 59,067 | Feb. | 26 | |
| — | 42,511 | 42,378 | 133 | 1,706,714 | 50,465 | 10,845,909 | 10,766,548 | 59,695 | Mar. | 27 | |

(6) 労 務/Labor

(単位: 人/Unit: Persons)

| 年 月 | 当 該 部 門 At the deviation | | | | 事業所全体 The entire establishment | | | | Year And Month | | | |
|-----|--------------------------------------|----------|----------------------------|-------------------------|--------------------------------------|----------|----------------------------|-------------------------|-------------------|-----------|-----------|----|
| | 従業員数 Number of Employee at Month-end | | | | 従業員数 Number of Employee at Month-end | | | | | | | |
| | 計 | 精製業者 | 潤滑油業者 | その他業者 | 計 | 精製業者 | 潤滑油業者 | その他業者 | | | | |
| | Total | Refiners | Lubricant manufacturers | Other Establishments | Total | Refiners | Lubricant manufacturers | Other establishments | | | | |
| (人) | (人) | (人) | (人) | (人) | (人) | (人) | (人) | | | | | |
| 1 | 平成 9 年 | 9 | 14,623 | 14,260 | 327 | 36 | — | — | — | C.Y. 1997 | 1 | |
| 2 | 10 年 | 10 | 13,763 | 13,429 | 300 | 34 | 16,050 | 15,388 | 599 | 63 | C.Y. 1998 | 2 |
| 3 | 11 年 | 11 | 11,976 | 11,534 | 409 | 33 | 14,394 | 13,631 | 701 | 62 | C.Y. 1999 | 3 |
| 4 | 12 年 | 12 | 11,239 | 10,841 | 382 | 16 | 12,963 | 12,224 | 689 | 50 | C.Y. 2000 | 4 |
| 5 | 13 年 | 13 | 10,492 | 10,134 | 353 | 5 | 11,744 | 11,098 | 611 | 35 | C.Y. 2001 | 5 |
| 6 | 12 年 | 12 | 10,870 | 10,487 | 377 | 6 | 12,593 | 11,880 | 677 | 36 | F.Y. 2000 | 6 |
| 7 | 13 年 | 13 | 10,089 | 9,696 | 389 | 4 | 11,651 | 11,018 | 597 | 36 | F.Y. 2001 | 7 |
| 8 | 13 年 | 1~3 月 | 10,870 | 10,487 | 377 | 6 | 12,593 | 11,880 | 677 | 36 | Q1 2001 | 8 |
| 9 | | 4~6 月 | 10,429 | 10,068 | 357 | 4 | 11,945 | 11,287 | 623 | 35 | Q2 | 9 |
| 10 | | 7~9 月 | 9,035 | 8,675 | 355 | 5 | 10,713 | 10,066 | 612 | 35 | Q3 | 10 |
| 11 | | 10~12 月 | 10,492 | 10,134 | 353 | 5 | 11,744 | 11,098 | 611 | 35 | Q4 | 11 |
| 12 | 14 年 | 1~3 月 | 10,089 | 9,696 | 389 | 4 | 11,651 | 11,018 | 597 | 36 | Q1 2002 | 12 |
| 13 | 13 年 | 1 月 | 11,144 | 10,757 | 381 | 6 | 12,859 | 12,137 | 686 | 36 | Jan. 2001 | 13 |
| 14 | | 2 月 | 11,067 | 10,681 | 380 | 6 | 12,854 | 12,133 | 685 | 36 | Feb. | 14 |
| 15 | | 3 月 | 10,870 | 10,487 | 377 | 6 | 12,593 | 11,880 | 677 | 36 | Mar. | 15 |
| 16 | | 4 月 | 10,502 | 10,136 | 361 | 5 | 12,035 | 11,367 | 632 | 36 | Apr. | 16 |
| 17 | | 5 月 | 10,415 | 10,084 | 327 | 4 | 11,798 | 11,313 | 450 | 35 | May | 17 |
| 18 | | 6 月 | 10,429 | 10,068 | 357 | 4 | 11,945 | 11,287 | 623 | 35 | Jun. | 18 |
| 19 | | 7 月 | 10,314 | 9,984 | 326 | 4 | 11,852 | 11,371 | 446 | 35 | Jul. | 19 |
| 20 | | 8 月 | 10,278 | 9,916 | 357 | 5 | 11,964 | 11,308 | 621 | 35 | Aug. | 20 |
| 21 | | 9 月 | 9,035 | 8,675 | 355 | 5 | 10,713 | 10,066 | 612 | 35 | Sep. | 21 |
| 22 | | 10 月 | 10,211 | 9,853 | 353 | 5 | 11,821 | 11,176 | 610 | 35 | Oct. | 22 |
| 23 | | 11 月 | 10,534 | 10,176 | 353 | 5 | 12,145 | 11,500 | 610 | 35 | Nov. | 23 |
| 24 | | 12 月 | 10,492 | 10,134 | 353 | 5 | 11,744 | 11,098 | 611 | 35 | Dec. | 24 |
| 25 | 14 年 | 1 月 | 10,511 | 10,112 | 394 | 5 | 12,080 | 11,437 | 608 | 35 | Jan. 2002 | 25 |
| 26 | | 2 月 | 10,500 | 10,105 | 390 | 5 | 12,061 | 11,422 | 604 | 35 | Feb. | 26 |
| 27 | | 3 月 | 10,089 | 9,696 | 389 | 4 | 11,651 | 11,018 | 597 | 36 | Mar. | 27 |

注: 平成14年1月より、「当該部門」は「石油部門」に名称変更となりました。

(7) 資材品種別消費 / Consumption by Kind of Materials

① 総括 / Totals

(単位: t/Unit: t)

| 年 月 | | 白土 Clay | 硫酸 Sulfuric Acid | 苛性ソーダ Caustic Soda | 溶剤 Solvent | 触媒 Catalyst | Year and Month | |
|-----|----------|------------|------------------------|--------------------------|---------------|----------------|-------------------|----|
| 1 | 平成 9 年 | 3,050 | 29,937 | 34,994 | 9,976 | 14,518 | C.Y. 1997 | 1 |
| 2 | 10 年 | 2,508 | 28,062 | 33,537 | 9,820 | 13,450 | C.Y. 1998 | 2 |
| 3 | 11 年 | 2,363 | 25,016 | 34,727 | 9,880 | 15,578 | C.Y. 1999 | 3 |
| 4 | 12 年 | 3,212 | 23,663 | 33,951 | 10,314 | 14,288 | C.Y. 2000 | 4 |
| 5 | 13 年 | 2,765 | 28,133 | 33,579 | 11,260 | 15,544 | C.Y. 2001 | 5 |
| 6 | 12 年度 | 3,102 | 24,091 | 33,801 | 10,436 | 14,583 | F.Y. 2000 | 6 |
| 7 | 13 年度 | ... | ... | ... | ... | ... | F.Y. 2001 | 7 |
| 8 | 13 年 1 月 | 752 | 5,714 | 9,276 | 2,504 | 3,539 | Q1 2001 | 8 |
| 9 | 4 月 | 664 | 7,739 | 7,375 | 2,782 | 4,619 | Q2 | 9 |
| 10 | 7 月 | 656 | 6,621 | 8,641 | 2,880 | 3,439 | Q3 | 10 |
| 11 | 10 月 | 693 | 8,059 | 8,287 | 3,094 | 3,947 | Q4 | 11 |
| 12 | 14 年 1 月 | ... | ... | ... | ... | ... | Q1 2002 | 12 |
| 13 | 13 年 1 月 | 294 | 2,069 | 3,265 | 829 | 1,044 | Jan. 2001 | 13 |
| 14 | 2 月 | 213 | 2,002 | 2,898 | 786 | 1,258 | Feb. | 14 |
| 15 | 3 月 | 245 | 1,643 | 3,113 | 889 | 1,237 | Mar. | 15 |
| 16 | 4 月 | 294 | 2,218 | 2,729 | 671 | 1,452 | Apr. | 16 |
| 17 | 5 月 | 89 | 2,216 | 2,170 | 1,052 | 1,202 | May | 17 |
| 18 | 6 月 | 281 | 3,305 | 2,476 | 1,059 | 1,965 | Jun | 18 |
| 19 | 7 月 | 210 | 2,749 | 3,164 | 901 | 1,086 | Jul. | 19 |
| 20 | 8 月 | 214 | 2,487 | 2,770 | 965 | 990 | Aug. | 20 |
| 21 | 9 月 | 232 | 1,385 | 2,707 | 1,014 | 1,363 | Sep. | 21 |
| 22 | 10 月 | 245 | 2,344 | 2,472 | 1,073 | 1,468 | Oct. | 22 |
| 23 | 11 月 | 255 | 2,716 | 2,999 | 898 | 1,182 | Nov. | 23 |
| 24 | 12 月 | 193 | 2,999 | 2,816 | 1,123 | 1,297 | Dec. | 24 |
| 25 | 14 年 1 月 | ... | ... | ... | ... | ... | Jan. 2002 | 25 |
| 26 | 2 月 | ... | ... | ... | ... | ... | Feb. | 26 |
| 27 | 3 月 | ... | ... | ... | ... | ... | Mar. | 27 |

注:平成14年1月よりこの調査は廃止となりました。

② 精製業者 / Refiners

(単位: t/Unit: t)

| 年 月 | | 白土 Clay | 硫酸 Sulfuric Acid | 苛性ソーダ Caustic Soda | 溶剤 Solvent | 触媒 Catalyst | Year and Month | |
|-----|----------|------------|------------------------|--------------------------|---------------|----------------|-------------------|----|
| 1 | 平成 9 年 | 2,581 | 29,138 | 32,969 | 7,071 | 14,506 | C.Y. 1997 | 1 |
| 2 | 10 年 | 2,074 | 27,456 | 31,707 | 7,061 | 13,442 | C.Y. 1998 | 2 |
| 3 | 11 年 | 1,804 | 24,477 | 32,870 | 7,140 | 15,568 | C.Y. 1999 | 3 |
| 4 | 12 年 | 2,577 | 23,140 | 32,164 | 7,461 | 14,278 | C.Y. 2000 | 4 |
| 5 | 13 年 | 2,154 | 27,635 | 31,780 | 8,379 | 15,519 | C.Y. 2001 | 5 |
| 6 | 12 年度 | 2,489 | 23,582 | 32,010 | 7,579 | 14,551 | F.Y. 2000 | 6 |
| 7 | 13 年度 | ... | ... | ... | ... | ... | F.Y. 2001 | 7 |
| 8 | 13 年 1 月 | 607 | 5,588 | 8,822 | 1,765 | 3,514 | Q1 2001 | 8 |
| 9 | 4 月 | 501 | 7,610 | 6,917 | 2,083 | 4,619 | Q2 | 9 |
| 10 | 7 月 | 504 | 6,500 | 8,203 | 2,206 | 3,439 | Q3 | 10 |
| 11 | 10 月 | 542 | 7,937 | 7,838 | 2,325 | 3,947 | Q4 | 11 |
| 12 | 14 年 1 月 | ... | ... | ... | ... | ... | Q1 2002 | 12 |
| 13 | 13 年 1 月 | 248 | 2,030 | 3,116 | 581 | 1,044 | Jan. 2001 | 13 |
| 14 | 2 月 | 165 | 1,960 | 2,748 | 542 | 1,248 | Feb. | 14 |
| 15 | 3 月 | 194 | 1,598 | 2,958 | 642 | 1,222 | Mar. | 15 |
| 16 | 4 月 | 241 | 2,174 | 2,584 | 454 | 1,452 | Apr. | 16 |
| 17 | 5 月 | 31 | 2,178 | 2,001 | 815 | 1,202 | May | 17 |
| 18 | 6 月 | 229 | 3,258 | 2,332 | 814 | 1,965 | Jun. | 18 |
| 19 | 7 月 | 167 | 2,707 | 3,022 | 688 | 1,086 | Jul. | 19 |
| 20 | 8 月 | 167 | 2,451 | 2,618 | 737 | 990 | Aug. | 20 |
| 21 | 9 月 | 170 | 1,342 | 2,563 | 781 | 1,363 | Sep. | 21 |
| 22 | 10 月 | 198 | 2,309 | 2,342 | 809 | 1,468 | Oct. | 22 |
| 23 | 11 月 | 181 | 2,670 | 2,826 | 634 | 1,182 | Nov. | 23 |
| 24 | 12 月 | 163 | 2,958 | 2,670 | 882 | 1,297 | Dec. | 24 |
| 25 | 14 年 1 月 | ... | ... | ... | ... | ... | Jan. 2002 | 25 |
| 26 | 2 月 | ... | ... | ... | ... | ... | Feb. | 26 |
| 27 | 3 月 | ... | ... | ... | ... | ... | Mar. | 27 |

注:平成14年1月よりこの調査は廃止となりました。

(8) 石油製品得率及び稼働率推移/Yield Rate and Serviceability Rate of Oil Products

(単位: %/Unit: %)

| 区 分 | | 平成 4年 | 5 | 6 | 7 | 8 | 9 | 10 | 11 | 12 | 13 | Year |
|----------------------------|---------------|----------|-------|-------|-------|-------|-------|-------|-------|-------|-------|----------------------------------|
| 石 油 製 品 得 率 | 燃 料 油 計 | 91.30 | 91.97 | 92.14 | 92.55 | 91.40 | 91.20 | 92.45 | 92.12 | 91.50 | 91.86 | Total of Main Petroleum Products |
| | ガ ソ リ ン | 20.36 | 20.67 | 20.52 | 20.94 | 21.45 | 21.30 | 22.58 | 23.34 | 23.48 | 24.30 | Gasoline |
| | ナ フ ゾ ン | 7.04 | 7.47 | 7.19 | 7.34 | 6.81 | 7.62 | 7.32 | 7.42 | 7.41 | 7.71 | Naphtha |
| | ジ ェ ッ ト 燃 料 油 | 2.64 | 2.78 | 2.96 | 3.24 | 3.08 | 3.67 | 4.30 | 4.33 | 4.40 | 4.48 | Jet Fuel |
| | 灯 油 | 11.44 | 11.61 | 11.20 | 11.24 | 11.58 | 10.97 | 11.28 | 11.04 | 11.53 | 11.76 | Kerosene |
| | 軽 油 | 17.54 | 17.77 | 18.09 | 18.82 | 19.34 | 19.16 | 18.81 | 18.46 | 17.64 | 17.44 | Gas Oil |
| | 重 油 | 32.27 | 31.67 | 32.19 | 30.98 | 29.15 | 28.49 | 28.16 | 27.54 | 27.04 | 26.17 | Total Fuel Oil |
| | A 重 油 | 12.09 | 11.97 | 11.60 | 11.74 | 11.60 | 11.03 | 10.89 | 11.43 | 11.77 | 11.95 | Fuel Oil A |
| | B 重 油 | 0.07 | 0.06 | 0.05 | 0.04 | 0.02 | 0.02 | 0.02 | 0.01 | 0.01 | 0.01 | Fuel Oil B |
| | C 重 油 | 20.11 | 19.63 | 20.54 | 19.19 | 17.52 | 17.44 | 17.26 | 16.09 | 15.27 | 14.21 | Fuel Oil C |
| | 潤 滑 油 | 1.09 | 1.09 | 1.12 | 1.13 | 1.14 | 1.13 | 1.07 | 1.12 | 1.10 | 1.09 | Lubricating Oil |
| | ワ ン | 0.07 | 0.06 | 0.06 | 0.06 | 0.05 | 0.05 | 0.05 | 0.06 | 0.06 | 0.05 | Paraffin Wax |
| | ア ス フ ェ ル ト | 2.64 | 2.55 | 2.44 | 2.39 | 2.43 | 2.28 | 2.24 | 2.26 | 2.21 | 2.23 | Asphalt |
| | 液 化 石 油 ガ ス | 3.81 | 3.63 | 3.46 | 3.71 | 3.67 | 3.72 | 3.58 | 3.70 | 3.76 | 3.99 | Liquefied Petroleum Gas |
| 稼 働 率 | | 80.30 | 80.20 | 82.00 | 80.40 | 79.10 | 81.60 | 78.60 | 77.20 | 78.30 | 81.11 | Serviceability rate |

注1: 得率=製品生産量÷原油処理量(対原油得率)

ただし重油得率は自家燃料消費量差し引きによる。

2: 稼働率=当該年の1日当たり原油処理量÷当該年1日当たり連続蒸留装置能力×100(精製業者のみ)

Note1: Yield rate=production of products ÷ processed crude oil (yield rate to crude oil). In-house fuel consumption is excluded from consumption of heavy oil.

2: Serviceability rate=processed crude oil per day ÷ distilling equipment's consecutive ability per day×100 (limited to the refining industry)

3. 石油需給

1. 石油製品需給総括

(1) 総括(平成13年) / Total (C. Y. 2001)

| | 区 分 | 燃料油 Petroleum Products Total | ガソリン | | ナフサ Naphtha | ジェット 燃料油 Jet Fuel | 灯 油 Kerosene | 軽 油 Gas Oil |
|----|-------------------------------------|---------------------------------------|------------|------------------------|----------------|-------------------------|-----------------|----------------|
| | | | Gasoline | 自動車用 Motor Gasoline | | | | |
| 1 | 年 初 在 庫 計 | 16,222,308 | 2,841,934 | 2,818,779 | 2,184,493 | 754,094 | 4,357,180 | 2,574,647 |
| 2 | 製 油 所 在 庫 | 7,810,488 | 1,061,987 | 1,056,481 | 1,281,828 | 482,662 | 1,951,985 | 1,101,581 |
| 3 | 製 造 業 者 ・ 輸 入 業 者 在 庫 | 6,046,391 | 957,778 | 947,635 | 902,064 | 266,084 | 1,750,323 | 848,762 |
| 4 | 販 売 業 者 在 庫 | 2,365,429 | 822,169 | 814,663 | 601 | 5,348 | 654,872 | 624,304 |
| 5 | 受 入 合 計 | 258,616,843 | 59,289,099 | 57,956,106 | 46,619,288 | 11,115,153 | 31,022,485 | 43,294,099 |
| 6 | 生 産 (製 油 所) | 222,018,143 | 57,985,309 | 57,956,106 | 18,462,115 | 10,702,924 | 28,086,224 | 41,631,413 |
| 7 | 輸 入 | 35,365,721 | 1,153,069 | — | 28,147,079 | 107,315 | 2,868,273 | 1,313,820 |
| 8 | 品 種 振 替 に よ る 増 量 | 711,728 | 1,106 | — | 9,489 | 277,079 | — | 234,283 |
| 9 | そ の 他 の 受 入 量 | 521,251 | 149,615 | — | 605 | 27,835 | 67,988 | 114,583 |
| 10 | 払 出 合 計 | 259,600,837 | 59,309,854 | 58,455,560 | 47,107,007 | 10,963,451 | 31,130,168 | 43,536,153 |
| 11 | 国 内 消 費 者 向 け 総 販 売 | 239,835,276 | 58,681,245 | 58,455,560 | 46,552,350 | 4,976,755 | 29,867,219 | 41,174,377 |
| 12 | 製 造 業 者 ・ 輸 入 業 者 に よ る 消 費 者 向 直 販 | 84,066,160 | 2,121,778 | 2,109,694 | 46,347,886 | 4,759,693 | 3,293,847 | 3,641,987 |
| 13 | 販 売 業 者 に よ る 消 費 者 向 販 売 | 155,769,116 | 56,559,467 | 56,345,866 | 204,464 | 217,062 | 26,573,372 | 37,532,390 |
| 14 | 輸 出 | 14,825,356 | 474,180 | — | 67,079 | 5,974,193 | 206,506 | 2,189,062 |
| 15 | 品 種 振 替 に よ る 減 量 | 1,299,985 | 926 | — | 410,880 | 6,213 | 764,864 | 77,096 |
| 16 | 自 家 消 費 | 3,102,860 | 69,835 | — | 57,476 | — | 115,667 | 76,199 |
| 17 | そ の 他 の 払 出 量 | 537,360 | 83,668 | — | 19,222 | 6,290 | 175,912 | 19,419 |
| 18 | 年 末 在 庫 | 15,238,314 | 2,821,179 | 2,799,822 | 1,696,774 | 905,796 | 4,249,497 | 2,332,593 |
| 19 | 製 油 所 在 庫 | 7,107,073 | 1,063,773 | 1,058,606 | 1,091,913 | 583,830 | 1,719,834 | 875,753 |
| 20 | 製 造 業 者 ・ 輸 入 業 者 在 庫 | 5,512,902 | 894,343 | 884,427 | 604,377 | 318,642 | 1,777,592 | 737,115 |
| 21 | 販 売 業 者 在 庫 | 2,618,339 | 863,063 | 856,789 | 484 | 3,324 | 752,071 | 719,725 |

注1：国内消費者向け総販売 = (年初在庫 + 受入) - (年末在庫 + 国内販売以外の各払出項目)

注2：燃料油 = ガソリンから重油までである

Supply and Demand of Petroleum Products

Supply and Demand Summary

(単位：kl、アスファルト以下：t /Unit : kl from Asphalt onward is Ton)

| 重油 | | | | 潤滑油 Lubricating Oil | アスファルト Asphalt | グリース Grease | パラフィン Paraffin Wax | Category | |
|-------------------|-------------------|-----------------|-------------------|---------------------------|-------------------|----------------|--------------------------|---|----|
| Fuel Oil Total | A Fuel Oil A | B Fuel Oil B | C Fuel Oil C | | | | | | |
| 3,509,960 | 1,740,916 | 3,067 | 1,765,977 | 392,651 | 293,143 | 9,202 | 18,626 | Inventory at Start of Year | 1 |
| 1,930,445 | 676,862 | 2,456 | 1,251,127 | 161,797 | 227,846 | — | 10,273 | Refiners | 2 |
| 1,321,380 | 825,326 | 490 | 495,564 | 184,158 | 41,740 | 5,854 | 8,201 | Manufacturers and Importers | 3 |
| 258,135 | 238,728 | 121 | 19,286 | 46,696 | 23,557 | 3,348 | 152 | Wholesalers and Retailers | 4 |
| 67,276,719 | 29,887,834 | 29,060 | 37,359,825 | 2,685,017 | 5,514,311 | 53,794 | 107,819 | Total Goods received | 5 |
| 65,150,158 | 28,684,435 | 15,750 | 36,449,973 | 2,592,113 | 5,470,480 | 50,098 | 104,476 | Production Division | 6 |
| 1,776,165 | 1,021,013 | — | 755,152 | 35,895 | 36,997 | 1,088 | 3,343 | Imports | 7 |
| 189,771 | 102,865 | 12,986 | 73,920 | 57,009 | 5,423 | 320 | — | Increase in Quantity by Conversion to Other Kinds of Products | 8 |
| 160,625 | 79,521 | 324 | 80,780 | — | 1,411 | 2,288 | — | Other Receipts | 9 |
| 67,554,204 | 30,054,057 | 29,649 | 37,470,498 | 2,692,738 | 5,546,765 | 53,769 | 108,924 | Total Shipments | 10 |
| 58,583,330 | 29,629,704 | 28,565 | 28,925,061 | 2,088,948 | 4,788,514 | 53,237 | 55,946 | Domestic Sales | 11 |
| 23,900,969 | 5,317,607 | 12,403 | 18,570,959 | 1,211,633 | 1,054,768 | 24,966 | 2,794 | Sales to Industry, by Manufacturers and Imports | 12 |
| 34,682,361 | 24,312,097 | 16,162 | 10,354,102 | 877,315 | 3,733,746 | 28,271 | 53,152 | Sales to Consumers, by Retailers | 13 |
| 5,914,336 | 119,758 | — | 5,794,578 | 482,160 | 282,291 | 461 | 52,040 | Exports | 14 |
| 40,006 | 20,525 | 1 | 19,480 | 625 | 42,755 | — | 87 | Decrease in Quantity by Conversion to Other Kinds of Products | 15 |
| 2,783,683 | 249,776 | 837 | 2,533,070 | 54,562 | 425,064 | 71 | 2 | Own Consumption | 16 |
| 232,849 | 34,294 | 246 | 198,309 | 66,443 | 8,141 | — | 849 | Other Shipments | 17 |
| 3,232,475 | 1,574,693 | 2,478 | 1,655,304 | 384,930 | 260,689 | 9,227 | 17,521 | Inventory at End of Year | 18 |
| 1,771,970 | 602,541 | 2,148 | 1,167,281 | 156,486 | 224,023 | — | 10,787 | Refiners | 19 |
| 1,180,833 | 725,708 | 287 | 454,838 | 185,908 | 33,594 | 5,990 | 6,501 | Manufacturers and Importers | 20 |
| 279,672 | 246,444 | 43 | 33,185 | 42,536 | 3,072 | 3,237 | 233 | Wholesalers and Retailers | 21 |

Domestic Sales = (Inventory at Start of Month+Total Goods Received) - (Inventory at End of Month+except Domestic Sales)
 Petroleum Products Total is estimated from Gasoline to Fuel Oil Total

(2) 総括 (平成13年度) / Total (F. Y. 2001)

| | 区 分 | 燃料油 Petroleum Products Total | ガソリン | | ナフサ Naphtha | ジェット 燃料油 Jet Fuel | 灯 油 Kerosene | 軽 油 Gas Oil |
|----|--------------------|---------------------------------------|------------|------------------------|----------------|-------------------------|-----------------|----------------|
| | | | Gasoline | 自動車用 Motor Gasoline | | | | |
| 1 | 年 初 在 庫 計 | 15,029,185 | 3,085,121 | ... | 2,207,725 | 692,196 | 3,095,621 | 2,476,611 |
| 2 | 製 油 所 在 庫 | 7,198,219 | 1,250,975 | ... | 1,410,025 | 432,139 | 1,259,665 | 975,788 |
| 3 | 製 造 ・ 輸 入 業 者 在 庫 | 5,517,883 | 1,077,239 | ... | 797,174 | 257,571 | 1,174,777 | 862,902 |
| 4 | 販 売 業 者 在 庫 | 2,313,083 | 756,907 | ... | 526 | 2,486 | 661,179 | 637,921 |
| 5 | 受 入 合 計 | 255,318,241 | 59,630,637 | ... | 46,698,785 | 10,803,214 | 29,510,753 | 43,178,236 |
| 6 | 生 産 (製 油 所) | 219,477,368 | 58,215,742 | ... | 18,559,411 | 10,401,686 | 27,394,794 | 41,575,194 |
| 7 | 輸 入 | 34,512,303 | 1,215,157 | — | 28,129,194 | 79,353 | 2,030,230 | 1,305,519 |
| 8 | 品 種 振 替 に よ る 増 量 | 770,254 | 50,123 | — | 9,575 | 294,340 | — | 175,199 |
| 9 | そ の 他 の 受 入 量 | 558,316 | 149,615 | — | 605 | 27,835 | 85,729 | 122,324 |
| 10 | 払 出 合 計 | 255,608,522 | 59,332,559 | ... | 46,972,368 | 10,807,168 | 29,646,491 | 43,128,694 |
| 11 | 国 内 向 販 売 | 236,493,562 | 58,820,985 | ... | 46,286,438 | 4,995,477 | 28,498,951 | 40,957,422 |
| 12 | 製造業者・輸入業者による消費者向直販 | ... | ... | ... | ... | ... | ... | ... |
| 13 | 販売業者による消費者向販売 | ... | ... | ... | ... | ... | ... | ... |
| 14 | 輸 出 | 14,412,984 | 388,325 | — | 92,747 | 5,802,366 | 245,994 | 2,011,920 |
| 15 | 品 種 振 替 に よ る 減 量 | 1,418,432 | 3,987 | — | 520,839 | 4,807 | 761,210 | 98,772 |
| 16 | 自 家 消 費 | 2,980,658 | 52,866 | — | 53,439 | 1 | 86,661 | 53,553 |
| 17 | そ の 他 の 払 出 量 | 302,886 | 66,396 | — | 18,905 | 4,517 | 53,675 | 7,027 |
| 18 | 年 末 在 庫 計 | 12,120,565 | 2,520,136 | ... | 1,933,658 | 684,918 | 2,207,812 | 1,806,428 |
| 19 | 製 油 所 在 庫 | 6,808,926 | 1,455,272 | ... | 1,242,757 | 417,071 | 1,003,450 | 977,291 |
| 20 | 製 造 ・ 輸 入 業 者 在 庫 | 5,311,639 | 1,064,864 | ... | 690,901 | 267,847 | 1,204,362 | 829,137 |
| 21 | 販 売 業 者 在 庫 | ... | ... | ... | ... | ... | ... | ... |

注1：国内向販売 = (年初在庫 + 受入) - (年末在庫 + 国内向販売以外の各払出項目)

2：燃料油は、ガソリンから重油までである。

3：平成14年1月より「石油製品販売業者月報」は廃止となったため、本表はバランスしない。

4：平成14年1月よりB重油とC重油を統合したため、「B重油」は平成13年4月～12月までの数量。また、「C重油」には平成14年1月～3月分の「B重油」の数量を含む。

(単位：kl、アスファルト以下：t /Unit：kl from Asphalt onward is Ton)

| 重油 Fuel Oil Total | Fuel Oil | | | 潤滑油 Lubricating Oil | アスファルト Asphalt | グリース Grease | パラフィン Paraffin Wax | Category | |
|-------------------------|-------------------|-----------------|-------------------|---------------------------|-------------------|----------------|--------------------------|---|-----------|
| | A Fuel Oil A | B Fuel Oil B | C Fuel Oil C | | | | | | |
| 3,471,911 | 1,662,861 | 4,005 | 1,805,045 | 397,939 | 255,286 | 8,696 | 21,681 | Inventory at Start of Year | 1 |
| 1,869,627 | 591,835 | 3,426 | 1,274,366 | 172,699 | 199,893 | — | 11,440 | Refiners | 2 |
| 1,348,220 | 839,199 | 475 | 508,546 | 181,544 | 32,025 | 5,764 | 10,060 | Manufacturers and Importers | 3 |
| 254,064 | 231,827 | 104 | 22,133 | 43,696 | 23,368 | 2,932 | 181 | Wholesalers and Retailers | 4 |
| 65,496,616 | 29,588,956 | 20,153 | 35,887,507 | 2,702,003 | 5,461,930 | 54,251 | 109,566 | Total Goods received | 5 |
| 63,330,541 | 28,376,756 | 11,958 | 34,941,827 | 2,613,898 | 5,424,504 | 51,187 | 105,925 | Production Division | 6 |
| 1,752,850 | 973,026 | — | 779,824 | 30,757 | 32,181 | 1,001 | 3,641 | Imports | 7 |
| 241,017 | 136,307 | 8,194 | 96,516 | 57,348 | 4,922 | 323 | — | Increase in Quantity by Conversion to Other Kinds of Products | 8 |
| 172,208 | 102,867 | 1 | 69,340 | 0 | 323 | 1,740 | — | Other Receipts | 9 |
| 65,721,242 | 29,651,351 | 21,680 | 36,048,211 | 2,724,483 | 5,500,616 | 54,153 | 113,038 | Total Shipments | 10 |
| 56,934,289 | 29,295,375 | 21,051 | 27,617,863 | 2,088,873 | 4,717,425 | 53,297 | 55,812 | Domestic Sales | 11 |
| ... | ... | ... | ... | ... | ... | ... | ... | Sales to Industry, by Manufacturers and Importers | 12 |
| ... | ... | ... | ... | ... | ... | ... | ... | Sales to Consumers, by Retailers | 13 |
| 5,871,632 | 96,402 | — | 5,775,230 | 516,745 | 284,161 | 465 | 56,322 | Exports | 14 |
| 28,817 | 8,948 | 1 | 19,868 | 596 | 56,628 | — | 91 | Decrease in Quantity by Conversion to Other Kinds of Products | 15 |
| 2,734,138 | 243,717 | 618 | 2,489,803 | 55,272 | 427,414 | 7 | 1 | Own Consumption | 16 |
| 152,366 | 6,909 | 10 | 145,447 | 62,997 | 14,988 | 384 | 812 | Other Shipments | 17 |
| 2,967,613 | 1,354,022 | ... | 1,613,591 | 332,923 | 213,528 | 5,557 | 17,976 | Inventory at End of Year | 18 |
| 1,713,085 | 571,129 | ... | 1,141,956 | 151,494 | 181,032 | — | 10,174 | Refiners | 19 |
| 1,254,528 | 782,893 | ... | 471,635 | 181,429 | 32,496 | 5,557 | 7,802 | Manufacturers and Importers | 20 |
| ... | ... | ... | ... | ... | ... | ... | ... | Wholesalers and Retailers | 21 |

Note1 Domestic Sales = (Inventory at Start of Month + Total Goods Received) - (Inventory at End Of Month + except Domestic Sales)

Note2 Petroleum Products Total is estimated from Gasoline to Fuel Oil Total

Note3 Since "Monthly of Petroleum Petroleum Products Retailer's statistics" was abolished from January 2002, this table does not balance.

Note4 Since "Fuel Oil B" and "Fuel Oil C" was unified, "Fuel Oil B" is the quantity from April to December 2002. The quantity of "Fuel Oil B" from January to March 2002 is included in "Fuel Oil C".

2. 石油製品製造業者・輸入業者販売部門受払（平成13年）／

| | 区 分 | 燃料油 Petroleum Products Total | ガソリン | ナフサ | ジェット 燃料油 | 灯 油 | 軽 油 | 重 油 |
|----|-------------------|---------------------------------------|-------------|------------|-------------|------------|-------------|-------------------|
| | | | Gasoline | Naphtha | Jet Fuel | Kerosene | Gas Oil | Fuel Oil Total |
| 1 | 年 初 在 庫 | 6,046,391 | 957,778 | 902,064 | 266,084 | 1,750,323 | 848,762 | 1,321,380 |
| 2 | 受 入 合 計 | 687,196,117 | 173,485,954 | 90,476,529 | 25,969,292 | 95,230,953 | 122,949,295 | 179,084,094 |
| 3 | 生産部門よりの受入 | 245,572,922 | 59,286,801 | 37,156,867 | 10,689,878 | 30,253,347 | 42,699,284 | 65,486,745 |
| 4 | 輸 入 | 35,365,721 | 1,153,069 | 28,147,079 | 107,315 | 2,868,273 | 1,313,820 | 1,776,165 |
| 5 | 製造業者・輸入業者よりの購入・融通 | 267,719,034 | 78,001,636 | 19,952,701 | 9,214,291 | 38,781,266 | 52,632,307 | 69,136,833 |
| 6 | 販売業者よりの購入 | 24,908,423 | 3,478,621 | 1,730,888 | 235,069 | 4,863,364 | 3,121,277 | 11,479,204 |
| 7 | 品種振替による増量 | 760,973 | 1,092 | 10,531 | 251,809 | 17,253 | 264,290 | 215,998 |
| 8 | その他の受入量 | 112,869,044 | 31,564,735 | 3,478,463 | 5,470,930 | 18,447,450 | 22,918,317 | 30,989,149 |
| 9 | 払 出 合 計 | 687,729,606 | 173,549,389 | 90,774,216 | 25,916,734 | 95,203,684 | 123,060,942 | 179,224,641 |
| 10 | 販 売 | 276,529,510 | 65,801,304 | 48,242,746 | 5,204,132 | 38,505,086 | 46,793,755 | 71,982,487 |
| 11 | 消費者向販売 | 85,986,077 | 2,121,778 | 48,038,396 | 4,989,100 | 3,293,847 | 3,641,987 | 23,900,969 |
| 12 | 販売業者向販売 | 190,543,433 | 63,679,526 | 204,350 | 215,032 | 35,211,239 | 43,151,768 | 48,081,518 |
| 13 | 製造業者・輸入への販売・融通 | 282,610,394 | 75,770,476 | 38,961,245 | 9,270,778 | 37,394,331 | 51,157,247 | 70,056,317 |
| 14 | 輸 出 | 14,825,356 | 474,180 | 67,079 | 5,974,193 | 206,506 | 2,189,062 | 5,914,336 |
| 15 | 品種振替による減量 | 801,321 | 1,189 | 6,067 | 18,240 | 528,010 | 92,593 | 155,222 |
| 16 | 自家消費 | 77,872 | 3,448 | 2 | — | 14,390 | 5,122 | 54,910 |
| 17 | その他の払出量 | 112,885,153 | 31,498,792 | 3,497,077 | 5,449,391 | 18,555,361 | 22,823,163 | 31,061,369 |
| 18 | 年 末 在 庫 | 5,512,902 | 894,343 | 604,377 | 318,642 | 1,777,592 | 737,115 | 1,180,833 |

3. 石油製品販売業者受払（平成13年）／

| | 区 分 | 燃料油 Petroleum Products Total | ガソリン | ナフサ | ジェット 燃料油 | 灯 油 | 軽 油 | 重 油 |
|---|---------|---------------------------------------|------------|-----------|-------------|------------|------------|-------------------|
| | | | Gasoline | Naphtha | Jet Fuel | Kerosene | Gas Oil | Fuel Oil Total |
| 1 | 年 初 在 庫 | 2,365,429 | 822,169 | 601 | 5,348 | 654,872 | 624,304 | 258,135 |
| 2 | 受 入 | 230,163,560 | 78,217,509 | 1,584,233 | 230,306 | 45,533,585 | 53,120,047 | 51,477,880 |
| 3 | 払 出 | 229,910,650 | 78,176,615 | 1,584,350 | 232,330 | 45,436,386 | 53,024,626 | 51,456,343 |
| 4 | 消費者向 | 155,769,116 | 56,559,467 | 204,464 | 217,062 | 26,573,372 | 37,532,390 | 34,682,361 |
| 5 | 自家消費 | 231,770 | 66,021 | — | — | 78,131 | 69,570 | 18,048 |
| 6 | その他 | 73,909,764 | 21,551,127 | 1,379,886 | 15,268 | 18,784,883 | 15,422,666 | 16,755,934 |
| 7 | 年 末 在 庫 | 2,618,339 | 863,063 | 484 | 3,324 | 752,071 | 719,725 | 279,672 |

Receipt and Shipment of Petroleum Products by Manufacturers and Importers (C.Y. 2001)

(単位: kl、アスファルト以下: t/Unit: kl, from Asphalt onward is Ton)

| | | | 潤滑油 Lubricating Oil | アスファルト Asphalt | グリース Grease | パラフィン Paraffin Wax | category | |
|-----------------|-----------------|-----------------|---------------------------|-------------------|----------------|--------------------------|---|----|
| A Fuel Oil A | B Fuel Oil B | C Fuel Oil C | | | | | | |
| 825,326 | 490 | 495,564 | 184,158 | 41,740 | 5,854 | 8,201 | Inventory at Start of Year | 1 |
| 88,486,405 | 93,732 | 90,503,957 | 7,613,164 | 11,730,616 | 106,073 | 202,359 | Total Goods received | 2 |
| 29,055,143 | 38,960 | 36,392,642 | 3,158,312 | 5,192,677 | 50,098 | 155,268 | Production Division | 3 |
| 1,021,013 | — | 755,152 | 35,895 | 36,997 | 1,088 | 3,343 | Imports | 4 |
| 35,473,872 | 34,689 | 33,628,272 | 2,383,920 | 4,137,448 | 26,511 | 31,065 | Purchase or Loans from Manufacturers and Imports | 5 |
| 6,364,687 | 17,979 | 5,096,538 | 123,848 | 195,312 | 8,111 | 1,294 | Purchase from Wholesalers and Retailers | 6 |
| 139,685 | 550 | 75,763 | 79,862 | 5,423 | 320 | — | Increase in Quantity by Conversion to Other Kinds of Products | 7 |
| 16,432,005 | 1,554 | 14,555,590 | 1,831,327 | 2,162,759 | 19,945 | 11,389 | Other Goods Received | 8 |
| 88,586,023 | 93,935 | 90,544,683 | 7,611,414 | 11,738,762 | 105,937 | 204,059 | Total Shipments | 9 |
| 38,530,686 | 60,591 | 33,391,210 | 2,973,909 | 4,993,037 | 73,628 | 62,075 | Domestic Sales | 10 |
| 5,317,607 | 12,403 | 18,570,959 | 1,211,633 | 1,054,768 | 24,966 | 2,794 | Sales to Consumers | 11 |
| 33,213,079 | 48,188 | 14,820,251 | 1,762,276 | 3,938,269 | 48,662 | 59,281 | Retailers | 12 |
| 33,403,826 | 31,861 | 36,620,630 | 2,193,165 | 4,293,904 | 14,121 | 77,614 | Sales or loans to Manufacturers and Importers | 13 |
| 119,758 | — | 5,794,578 | 482,160 | 282,291 | 461 | 52,040 | Exports | 14 |
| 94,867 | — | 60,355 | 22,853 | — | — | 87 | Decrease in Quantity by Conversion to Other Kinds of Products | 15 |
| 50,109 | 15 | 4,786 | 41,557 | 39 | 71 | 2 | Own Consumption | 16 |
| 16,386,777 | 1,468 | 14,673,124 | 1,897,770 | 2,169,491 | 17,656 | 12,241 | Other Shipments | 17 |
| 725,708 | 287 | 454,838 | 185,908 | 33,594 | 5,990 | 6,501 | Inventory at End of Year | 18 |

Receipt and shipment by sellers of petroleum products (C.Y. 2001)

(単位: kl、アスファルト以下: t/Unit: kl, from Asphalt onward is Ton)

| | | | 潤滑油 Lubricating Oil | アスファルト Asphalt | グリース Grease | パラフィン Paraffin Wax | category | |
|-----------------|-----------------|-----------------|---------------------------|-------------------|----------------|--------------------------|----------------------------|---|
| A Fuel Oil A | B Fuel Oil B | C Fuel Oil C | | | | | | |
| 238,728 | 121 | 19,286 | 46,696 | 23,557 | 3,348 | 152 | Inventory at start of year | 1 |
| 36,723,451 | 22,356 | 14,732,073 | 1,286,103 | 4,750,231 | 77,122 | 54,692 | Receipt | 2 |
| 36,715,735 | 22,434 | 14,718,174 | 1,290,264 | 4,770,716 | 77,234 | 54,611 | Output | 3 |
| 24,312,097 | 16,162 | 10,354,102 | 877,315 | 3,733,746 | 28,273 | 53,152 | For consumers | 4 |
| 18,048 | — | — | — | — | — | — | Own consumption | 5 |
| 12,385,590 | 6,272 | 4,364,072 | 412,948 | 1,036,970 | 48,961 | 1,459 | Others | 6 |
| 246,444 | 43 | 33,185 | 42,536 | 3,072 | 3,237 | 233 | Year-end inventory | 7 |

4. 石油製品消費者向月別販売

| | 区 分 | 燃料油 Petroleum Products Total | ガソリン | 自動車用 | ナフサ Naphtha | ジェット 燃料油 Jet Fuel | 灯 油 Kerosene | 軽 油 Gas Oil |
|----|-----------------|---------------------------------------|------------|-------------------|----------------|-------------------------|-----------------|----------------|
| | | | Gasoline | Motor Gasoline | | | | |
| 1 | 平成 9 年 | 245,264,506 | 54,220,363 | 54,058,169 | 47,007,471 | 4,845,089 | 28,803,668 | 45,612,887 |
| 2 | 10 | 238,905,337 | 55,362,177 | 55,182,086 | 43,688,993 | 4,927,392 | 28,290,169 | 43,947,934 |
| 3 | 11 | 244,837,943 | 56,840,883 | 56,618,859 | 47,385,618 | 4,500,127 | 29,433,736 | 43,611,023 |
| 4 | 12 | 244,449,820 | 58,201,466 | 57,965,150 | 48,238,079 | 4,576,169 | 29,875,654 | 42,274,994 |
| 5 | 13 | 239,835,276 | 58,681,245 | 58,455,560 | 46,552,350 | 4,976,755 | 29,867,219 | 41,174,377 |
| 6 | 平成 12 年 度 | 243,217,568 | 58,372,392 | 58,142,227 | 47,686,259 | 4,610,812 | 29,923,652 | 41,745,046 |
| 7 | 13 | 236,493,562 | 58,820,985 | ... | 46,286,438 | 4,995,477 | 28,498,951 | 40,957,422 |
| 8 | 平成 13 年 1 ~ 3 月 | 66,907,218 | 13,709,841 | 13,660,807 | 12,202,708 | 1,240,786 | 12,948,027 | 10,000,424 |
| 9 | 4 ~ 6 | 53,669,422 | 14,164,808 | 14,103,521 | 11,084,124 | 1,173,327 | 4,236,512 | 9,889,222 |
| 10 | 7 ~ 9 | 56,513,856 | 15,843,345 | 15,783,982 | 11,363,941 | 1,268,840 | 3,354,760 | 10,508,676 |
| 11 | 10 ~ 12 | 62,744,780 | 14,963,251 | 14,907,250 | 11,901,577 | 1,293,802 | 9,327,920 | 10,776,055 |
| 12 | 平成 14 年 1 ~ 3 | 63,565,504 | 13,849,581 | — | 11,936,796 | 1,259,508 | 11,579,759 | 9,783,469 |
| 13 | 平成 13 年 1 月 | 22,848,934 | 4,421,420 | 4,404,347 | 4,205,014 | 419,942 | 4,878,509 | 3,025,890 |
| 14 | 2 | 21,932,714 | 4,356,560 | 4,339,906 | 3,908,218 | 407,340 | 4,460,961 | 3,261,395 |
| 15 | 3 | 22,125,570 | 4,931,861 | 4,916,554 | 4,089,476 | 413,504 | 3,608,557 | 3,713,139 |
| 16 | 4 | 18,471,974 | 4,600,411 | 4,579,628 | 3,894,797 | 421,093 | 1,769,048 | 3,299,176 |
| 17 | 5 | 17,822,591 | 4,835,384 | 4,814,923 | 3,781,013 | 326,331 | 1,325,936 | 3,247,689 |
| 18 | 6 | 17,374,857 | 4,729,013 | 4,708,970 | 3,408,314 | 425,903 | 1,141,528 | 3,342,357 |
| 19 | 7 | 19,210,309 | 5,432,232 | 5,410,887 | 3,497,410 | 398,354 | 1,080,177 | 3,613,362 |
| 20 | 8 | 19,237,965 | 5,585,952 | 5,566,147 | 3,950,440 | 469,113 | 1,010,848 | 3,481,477 |
| 21 | 9 | 18,065,582 | 4,825,161 | 4,806,948 | 3,916,091 | 401,373 | 1,263,735 | 3,413,837 |
| 22 | 10 | 18,837,614 | 4,824,159 | 4,804,359 | 4,025,287 | 438,751 | 1,606,000 | 3,544,361 |
| 23 | 11 | 20,127,217 | 4,798,418 | 4,780,405 | 3,778,804 | 469,939 | 2,826,773 | 3,553,349 |
| 24 | 12 | 23,779,949 | 5,340,674 | 5,322,486 | 4,097,486 | 385,112 | 4,895,147 | 3,678,345 |
| 25 | 平成 14 年 1 月 | 21,906,575 | 4,572,954 | ... | 4,194,962 | 366,271 | 4,584,013 | 3,036,843 |
| 26 | 2 | 20,839,619 | 4,308,313 | ... | 3,996,569 | 359,576 | 3,973,421 | 3,131,501 |
| 27 | 3 | 20,819,310 | 4,968,314 | ... | 3,745,265 | 533,661 | 3,022,325 | 3,615,125 |

注1：平成14年1月分から、「B重油」と「C重油」を統合し、「B・C重油」としました。
 注2：平成14年1月分から「ガソリン」の「自動車用」の調査を廃止しました。

Sales to Industrial Consumers and Retailers by Month

(単位：kl、アスファルト以下：t /Unit：kl from Asphalt onward is Ton)

| 重油 Fuel Oil Total | Fuel Oil | | | 潤滑油 Lubricating Oil | アスファルト Asphalt | グリース Grease | パラフィン Paraffin Wax | Month, Quarter, Year | |
|-------------------------|-------------------|-----------------|-------------------|---------------------------|-------------------|----------------|--------------------------|----------------------------|----------|
| | A Fuel Oil A | B Fuel Oil B | C Fuel Oil C | | | | | | |
| 64,775,028 | 28,511,006 | 51,428 | 36,212,594 | 2,429,233 | 5,639,203 | 79,530 | 62,884 | C.Y. 1997 | 1 |
| 62,688,672 | 27,875,167 | 45,873 | 34,767,632 | 2,333,982 | 5,340,248 | 75,015 | 64,821 | C.Y. 1998 | 2 |
| 63,066,556 | 28,919,764 | 25,589 | 34,121,203 | 2,264,930 | 5,033,574 | 53,328 | 62,017 | C.Y. 1999 | 3 |
| 61,283,458 | 29,497,908 | 26,472 | 31,759,078 | 2,221,681 | 4,892,219 | 64,397 | 62,414 | C.Y. 2000 | 4 |
| 58,583,330 | 29,629,704 | 28,565 | 28,925,061 | 2,088,948 | 4,788,514 | 53,237 | 55,946 | C.Y. 2001 | 5 |
| 60,879,407 | 29,515,573 | 29,191 | 31,334,643 | 2,191,625 | 4,884,643 | 61,873 | 59,901 | F.Y. 2000 | 6 |
| 56,934,289 | 29,295,375 | 21,051 | 27,617,863 | 2,088,873 | 4,717,425 | 53,297 | 55,812 | F.Y. 2001 | 7 |
| 16,805,432 | 8,877,208 | 7,514 | 7,920,710 | 521,516 | 1,382,403 | 12,921 | 13,213 | Q1 2001 | 8 |
| 13,121,429 | 6,479,122 | 6,351 | 6,635,956 | 504,676 | 1,006,018 | 13,268 | 14,149 | Q2 | 9 |
| 14,174,294 | 6,397,898 | 6,256 | 7,770,140 | 519,535 | 1,077,309 | 13,455 | 14,348 | Q3 | 10 |
| 14,482,175 | 7,875,476 | 8,444 | 6,598,255 | 543,221 | 1,322,784 | 13,593 | 14,236 | Q4 | 11 |
| 15,156,391 | 8,542,879 | ... | 6,613,512 | 521,441 | 1,311,314 | 12,981 | 13,079 | Q1 2002 | 12 |
| 5,898,159 | 2,984,729 | 2,429 | 2,911,001 | 156,073 | 283,012 | 4,033 | 4,755 | Jan. 2001 | 13 |
| 5,538,240 | 2,961,798 | 2,761 | 2,573,681 | 169,898 | 427,057 | 4,366 | 4,249 | Feb. | 14 |
| 5,369,033 | 2,930,681 | 2,324 | 2,436,028 | 195,545 | 672,334 | 4,522 | 4,209 | Mar. | 15 |
| 4,487,449 | 2,246,800 | 2,310 | 2,238,339 | 177,022 | 382,174 | 4,534 | 5,016 | Apr. | 16 |
| 4,306,238 | 2,126,868 | 1,899 | 2,177,471 | 157,356 | 290,459 | 4,333 | 4,577 | May | 17 |
| 4,327,742 | 2,105,454 | 2,142 | 2,220,146 | 170,298 | 333,385 | 4,401 | 4,556 | Jun. | 18 |
| 5,188,774 | 2,207,506 | 2,334 | 2,978,934 | 176,375 | 361,133 | 4,850 | 5,685 | Jul. | 19 |
| 4,740,135 | 2,077,475 | 2,105 | 2,660,555 | 166,351 | 343,912 | 4,210 | 4,169 | Aug. | 20 |
| 4,245,385 | 2,112,917 | 1,817 | 2,130,651 | 176,809 | 372,264 | 4,395 | 4,494 | Sep. | 21 |
| 4,399,056 | 2,240,906 | 2,955 | 2,155,195 | 186,650 | 407,151 | 4,897 | 5,261 | Oct. | 22 |
| 4,699,934 | 2,561,664 | 3,171 | 2,135,099 | 183,173 | 476,803 | 4,517 | 4,469 | Nov. | 23 |
| 5,383,185 | 3,072,906 | 2,318 | 2,307,961 | 173,398 | 438,830 | 4,179 | 4,506 | Dec. | 24 |
| 5,151,532 | 2,922,103 | ... | 2,229,429 | 161,284 | 321,733 | 3,928 | 4,486 | Jan. 2002 | 25 |
| 5,070,239 | 2,806,517 | ... | 2,263,722 | 173,454 | 394,830 | 4,267 | 3,674 | Feb. | 26 |
| 4,934,620 | 2,814,259 | ... | 2,120,361 | 186,703 | 594,751 | 4,786 | 4,919 | Mar. | 27 |

Note 1 : "Fuel Oil B" and "Fuel Oil C" were unified as "Fuel Oil B・C" from January 2002.

Note 2 : Investigation of "Motor Gasoline" was abolished from January 2002.

5. 石油製品の輸出入

(1) 月別輸入/Import by Month

| | 区 分 | 燃 料 油 Petroleum Products Total | ガソリン | ナフサ | ジェット燃料油 | 灯 油 | 軽 油 |
|----|--------------|---|-----------|------------|------------------------|-----------|-----------|
| | | | Gasoline | Naphtha | Jet Fuel | Kerosene | Gas Oil |
| 1 | 平成 9 年 | (4,009,994) 35,583,585 | 1,450,901 | 28,233,263 | (356,9803) — | 2,291,774 | 427,548 |
| 2 | 10 | (2,914,031) 30,463,612 | 893,167 | 26,016,811 | (2,755,013) — | 1,178,713 | 311,444 |
| 3 | 11 | (2,803,956) 39,163,359 | 1,382,750 | 29,972,824 | (2,429,851) 112,028 | 3,814,951 | 1,227,403 |
| 4 | 12 | (3,004,354) 39,527,293 | 1,607,350 | 31,074,356 | (2,546,625) 58,000 | 2,843,122 | 1,644,069 |
| 5 | 13 | (2,699,649) 35,365,721 | 1,153,069 | 28,147,079 | (2,319,040) 107,315 | 2,868,273 | 1,313,820 |
| 6 | 平成 12 年 度 | (2,829,728) 38,810,246 | 1,628,644 | 30,159,667 | (2,502,004) 97,315 | 3,235,734 | 1,737,910 |
| 7 | 13 | (2,746,362) 34,512,303 | 1,215,157 | 28,129,194 | (2,441,577) 79,353 | 2,030,230 | 1,305,519 |
| 8 | 平成 13 年 1~3月 | (956,530) 10,158,896 | 198,439 | 7,008,543 | (880,706) 67,315 | 2,065,473 | 445,137 |
| 9 | 4~6 | (410,675) 8,022,695 | 292,081 | 6,861,607 | (377,668) — | 87,331 | 262,073 |
| 10 | 7~9 | (546,681) 8,460,118 | 457,265 | 6,972,538 | (339,618) — | 176,269 | 320,396 |
| 11 | 10~12 | (785,763) 8,724,012 | 205,284 | 7,304,391 | (721,048) 40,000 | 539,200 | 286,214 |
| 12 | 平成 14 年 1~3月 | (1,003,243) 9,305,478 | 260,527 | 6,990,658 | (1,003,243) 39,353 | 1,227,430 | 436,836 |
| 13 | 平成 13 年 1月 | (279,242) 3,360,844 | 51,771 | 2,305,538 | (242,581) 32,315 | 669,377 | 124,789 |
| 14 | 2 | (326,595) 3,071,022 | 78,433 | 1,960,479 | (313,683) 10,000 | 807,964 | 135,526 |
| 15 | 3 | (350,693) 3,727,030 | 68,235 | 2,742,526 | (324,442) 25,000 | 588,132 | 184,822 |
| 16 | 4 | (112,330) 2,742,611 | 87,177 | 2,387,535 | (95,356) — | 33,612 | 118,030 |
| 17 | 5 | (197,736) 2,882,679 | 66,258 | 2,461,124 | (181,703) — | 30,888 | 93,835 |
| 18 | 6 | (100,609) 2,397,405 | 138,646 | 2,012,948 | (100,609) — | 22,831 | 50,208 |
| 19 | 7 | (102,776) 2,721,452 | 165,961 | 2,232,275 | (97,229) — | 74,506 | 112,220 |
| 20 | 8 | (264,439) 3,054,465 | 183,467 | 2,426,235 | (127,195) — | 62,879 | 128,620 |
| 21 | 9 | (179,466) 2,684,201 | 107,837 | 2,314,028 | (115,194) — | 38,884 | 79,556 |
| 22 | 10 | (263,041) 2,793,468 | 65,944 | 2,488,836 | (242,896) 10,000 | 76,348 | 59,078 |
| 23 | 11 | (293,184) 2,755,974 | 74,339 | 2,389,902 | (276,315) 15,000 | 83,264 | 82,051 |
| 24 | 12 | (229,538) 3,174,570 | 65,001 | 2,425,653 | (201,837) 15,000 | 379,588 | 145,085 |
| 25 | 平成 14 年 1月 | (372,637) 3,734,458 | 78,244 | 2,643,403 | (372,637) 15,000 | 641,515 | 186,898 |
| 26 | 2 | (396,798) 2,896,675 | 81,086 | 2,020,736 | (396,798) 24,353 | 530,809 | 139,815 |
| 27 | 3 | (233,808) 2,674,345 | 101,197 | 2,326,519 | (233,808) — | 55,106 | 110,123 |

注1：()はボンド扱い輸入製品で外数である。

注2：平成14年1月以降の「C重油」には「B重油」を含む。

Import and Export of petroleum Products

(単位: kl、アスファルト以下は t / Unit: kl from Asphalt onward Ton)

| 重油 Fuel Oil Total | Fuel Oil | | | 潤滑油 Lubricating Oil | アスファルト Asphalt | グリース Grease | パラフィン Paraffin Wax | Month, Quarter, Year | |
|-------------------------|-----------------|-----------------|-----------------|------------------------|-------------------|----------------|-----------------------|----------------------------|----|
| | A Fuel Oil A | B Fuel Oil B | C Fuel Oil C | | | | | | |
| (440, 191) | (30, 372) | | (409, 819) | | | | | | |
| 3, 180, 099 | 1, 106, 010 | — | 2, 074, 089 | 69, 984 | 3, 965 | 1, 324 | 10, 078 | C.Y. 1997 | 1 |
| (159, 018) | (7, 332) | | (151, 686) | | | | | | |
| 2, 063, 477 | 972, 472 | — | 1, 091, 005 | 56, 666 | 4, 618 | 1, 273 | 9, 020 | C.Y. 1998 | 2 |
| (374, 105) | (29, 598) | | (344, 507) | | | | | | |
| 2, 653, 403 | 1, 158, 583 | — | 1, 494, 820 | 64, 355 | 442 | 1, 409 | 949 | C.Y. 1999 | 3 |
| (457, 729) | (1, 351) | | (456, 378) | (547) | | | | | |
| 2, 300, 396 | 1, 103, 708 | — | 1, 196, 688 | 29, 304 | 19, 245 | 1, 017 | 4, 297 | C.Y. 2000 | 4 |
| (380, 609) | (30) | | (380, 579) | (2) | | | | | |
| 1, 776, 165 | 1, 021, 013 | — | 755, 152 | 35, 895 | 36, 997 | 1, 088 | 3, 343 | C.Y. 2001 | 5 |
| (327, 724) | (90) | | (327, 634) | | | | | | |
| 1, 950, 976 | 1, 072, 277 | — | 878, 699 | 35, 796 | 29, 712 | 1, 087 | 3, 248 | F.Y. 2000 | 6 |
| (304, 785) | | | (304, 785) | (2) | | | | | |
| 1, 752, 850 | 973, 026 | ... | 779, 824 | 30, 757 | 32, 181 | 1, 001 | 3, 641 | F.Y. 2001 | 7 |
| (75, 824) | (30) | | (75, 794) | | | | | | |
| 373, 989 | 305, 272 | — | 68, 717 | 12, 532 | 10, 646 | 302 | 284 | Q1 2001 | 8 |
| (33, 007) | | | (33, 007) | (2) | | | | | |
| 519, 603 | 185, 300 | — | 334, 303 | 5, 362 | 5, 400 | 245 | 1, 068 | Q2 | 9 |
| (207, 063) | | | (207, 063) | | | | | | |
| 533, 650 | 213, 855 | — | 319, 795 | 10, 878 | 12, 379 | 326 | 1, 022 | Q3 | 10 |
| (64, 715) | | | (64, 715) | | | | | | |
| 348, 923 | 316, 586 | — | 32, 337 | 7, 123 | 8, 572 | 215 | 969 | Q4 | 11 |
| 350, 674 | 257, 285 | ... | 93, 389 | 7, 394 | 5, 830 | 215 | 582 | Q1 2002 | 12 |
| (36, 661) | (30) | | (36, 631) | | | | | | |
| 177, 054 | 117, 209 | — | 59, 845 | 6, 375 | 3, 138 | 105 | — | Jan. 2001 | 13 |
| (12, 912) | | | (12, 912) | | | | | | |
| 78, 620 | 78, 620 | — | — | 3, 157 | 2, 141 | 128 | 284 | Feb. | 14 |
| (26, 251) | | | (26, 251) | | | | | | |
| 118, 315 | 109, 443 | — | 8, 872 | 3, 000 | 5, 367 | 69 | — | Mar. | 15 |
| (16, 974) | | | (16, 974) | | | | | | |
| 116, 257 | 70, 633 | — | 45, 624 | 1, 770 | 2, 057 | 105 | — | Apr. | 16 |
| (16, 033) | | | (16, 033) | (2) | | | | | |
| 230, 574 | 59, 963 | — | 170, 611 | 1, 511 | 2, 243 | 45 | 1, 068 | May | 17 |
| 172, 772 | 54, 704 | — | 118, 068 | 2, 081 | 1, 100 | 95 | — | Jun. | 18 |
| (5, 547) | | | (5, 547) | | | | | | |
| 136, 490 | 60, 429 | — | 76, 061 | 6, 871 | 2, 201 | 79 | — | Jul. | 19 |
| (137, 244) | | | (137, 244) | | | | | | |
| 253, 264 | 73, 095 | — | 180, 169 | 2, 560 | 6, 009 | 185 | 295 | Aug. | 20 |
| (64, 272) | | | (64, 272) | | | | | | |
| 143, 896 | 80, 331 | — | 63, 565 | 1, 447 | 4, 169 | 62 | 727 | Sep. | 21 |
| (20, 145) | | | (20, 145) | | | | | | |
| 93, 262 | 93, 262 | — | — | 1, 553 | 2, 784 | 64 | 280 | Oct. | 22 |
| (16, 869) | | | (16, 869) | | | | | | |
| 111, 418 | 111, 418 | — | — | 2, 831 | 4, 058 | 47 | — | Nov. | 23 |
| (27, 701) | | | (27, 701) | | | | | | |
| 144, 243 | 111, 906 | — | 32, 337 | 2, 739 | 1, 730 | 104 | 689 | Dec. | 24 |
| 169, 398 | 98, 975 | ... | 70, 423 | 1, 621 | 36 | 53 | 290 | Jan. 2002 | 25 |
| 99, 876 | 99, 876 | ... | — | 4, 269 | 1, 015 | 74 | — | Feb. | 26 |
| 81, 400 | 58, 434 | ... | 22, 966 | 1, 504 | 4, 779 | 88 | 292 | Mar. | 27 |

Note 1 : Amounts in parentheses are those for bonded imports and are not included in amounts just below.
 Note 2 : "Fuel Oil C" included "Fuel Oil B" from January 2002.

(2) 相手先別輸入 (平成13年) / Import by Area and Country (C. Y. 2001)

| | 区 分 | 燃料油 Petroleum Products Total | | | | | | | | | |
|----|----------------|------------------------------------|--------------------|-----------|-------------|-----------|-----------|-----------|----------------|------------|------------|
| | | ガソリン | | ナフサ | ジェット 燃料油 | 灯油 | 軽油 | 重油 | A | | B |
| | | 12年 C. Y. 2000. | 13年 C. Y. 2001. | Gasoline | Naphtha | Jet Fuel | Kerosene | Gas Oil | Fuel Oil Total | Fuel Oil A | Fuel Oil B |
| 1 | 計 | 39,527,293 | 35,365,721 | 1,153,069 | 28,147,079 | 107,315 | 2,868,273 | 1,313,820 | 1,776,165 | 1,021,013 | — |
| 2 | 103 韓 国 | 13,426,252 | 13,226,646 | 800,343 | 8,129,118 | 40,000 | 2,048,256 | 1,310,332 | 898,597 | 723,185 | — |
| 3 | 104 北 朝 鮮 | — | — | — | — | — | — | — | — | — | — |
| 4 | 105 中 国 | 1,007,388 | 732,381 | — | 495,480 | 17,315 | 219,586 | — | — | — | — |
| 5 | 106 台 湾 | 38,762 | 81,095 | — | — | — | 81,095 | — | — | — | — |
| 6 | 107 モンゴル | — | — | — | — | — | — | — | — | — | — |
| 7 | 108 香 港 | 6,199 | 3,488 | — | — | — | — | 3,488 | — | — | — |
| 8 | 111 タ イ | 273,735 | 263,711 | — | 1,188 | — | 262,523 | — | — | — | — |
| 9 | 112 シンガポール | 2,234,881 | 1,180,438 | 344,948 | 699,075 | 35,000 | 66,951 | — | 34,464 | — | — |
| 10 | 113 マレーシア | 1,548,655 | 1,254,234 | 7,778 | 1,190,017 | — | 56,439 | — | — | — | — |
| 11 | 116 ブルネイ | 546,079 | — | — | — | — | — | — | — | — | — |
| 12 | 117 フィリピン | — | 508,159 | — | 508,159 | — | — | — | — | — | — |
| 13 | 118 インドネシア | 2,076,410 | 2,321,491 | — | 1,776,163 | — | — | — | 545,328 | 52 | — |
| 14 | 123 イ ン ド | 1,092,934 | 901,498 | — | 901,498 | — | — | — | — | — | — |
| 15 | 124 パキスタン | 107,517 | 158,330 | — | 158,330 | — | — | — | — | — | — |
| 16 | 133 イ ラ ン | — | — | — | — | — | — | — | — | — | — |
| 17 | 134 イ ラ ク | — | — | — | — | — | — | — | — | — | — |
| 18 | 135 バーレーン | 592,910 | 671,154 | — | 671,154 | — | — | — | — | — | — |
| 19 | 137 サウジアラビア | 3,063,440 | 2,649,414 | — | 2,629,940 | — | 19,474 | — | — | — | — |
| 20 | 138 クウェイト | 4,897,074 | 4,609,184 | — | 4,513,417 | — | 95,767 | — | — | — | — |
| 21 | 139 中立地帯 | — | — | — | — | — | — | — | — | — | — |
| 22 | 140 カタール | 812,109 | 916,222 | — | 916,222 | — | — | — | — | — | — |
| 23 | 141 オーマン | — | 8,419 | — | 8,419 | — | — | — | — | — | — |
| 24 | 147 アラブ首長国連邦 | 5,068,797 | 3,326,618 | — | 3,308,436 | — | 18,182 | — | — | — | — |
| 25 | 149 イエメン | 58,257 | 18,456 | — | 18,456 | — | — | — | — | — | — |
| 26 | 201 アイスランド | — | — | — | — | — | — | — | — | — | — |
| 27 | 205 イギリス | — | — | — | — | — | — | — | — | — | — |
| 28 | 207 オランダ | — | 163,097 | — | 163,097 | — | — | — | — | — | — |
| 29 | 210 フランス | — | — | — | — | — | — | — | — | — | — |
| 30 | 213 ド イ ツ | — | — | — | — | — | — | — | — | — | — |
| 31 | 215 ス イ ス | — | — | — | — | — | — | — | — | — | — |
| 32 | 224 ロ シ ア | 315,477 | 441,111 | — | 153,157 | — | — | — | 287,954 | 287,954 | — |
| 33 | 225 オーストリア | — | — | — | — | — | — | — | — | — | — |
| 34 | 227 ハンガリー | — | 5,019 | — | — | — | — | — | 5,019 | 5,019 | — |
| 35 | 230 ギリシャ | 51,473 | — | — | — | — | — | — | — | — | — |
| 36 | 302 カ ナ ダ | — | — | — | — | — | — | — | — | — | — |
| 37 | 304 アメリカ | 850,895 | 626,887 | — | 626,887 | — | — | — | — | — | — |
| 38 | 305 メキシコ | 155,461 | 115,242 | — | 115,242 | — | — | — | — | — | — |
| 39 | 320 トリニダード・ドバゴ | — | 4,803 | — | — | — | — | — | 4,803 | 4,803 | — |
| 40 | 326 アンチル | — | 49,195 | — | 49,195 | — | — | — | — | — | — |
| 41 | 402 ヴェネズエラ | — | — | — | — | — | — | — | — | — | — |
| 42 | 503 アルジェリア | 79,016 | 122,645 | — | 122,645 | — | — | — | — | — | — |
| 43 | 506 エジプト | 349,764 | 201,181 | — | 201,181 | — | — | — | — | — | — |
| 44 | 524 ナイジェリア | — | — | — | — | — | — | — | — | — | — |
| 45 | 601 オーストラリア | 532,960 | 490,023 | — | 475,023 | 15,000 | — | — | — | — | — |
| 46 | 606 ニューゼaland | 340,848 | 315,580 | — | 315,580 | — | — | — | — | — | — |
| 47 | 703 ボンド輸入 | 3,004,354 | 2,699,649 | — | — | 2,319,040 | — | — | 380,609 | 30 | — |

注：ボンドは計には含まれません。

(単位：kl、アスファルト以下は t /Unit : kl, from Asphalt onward is Ton)

| C Fuel Oil C | 潤滑油 | アスファルト | グリース | パラフィン | 液化石油ガス LPG | P.P. PB | B. B | 液化天然ガス LNG | Area and Country | |
|-----------------|--------------------|---------|--------|--------------|----------------------------|-----------|-----------|--------------------------|----------------------------|----|
| | Lubricating Oil | Asphalt | Grease | Paraffin Wax | Liquefied petroleum Gas | | | Liquefied Natural Gas | | |
| 755,152 | 35,895 | 36,997 | 1,088 | 3,343 | 14,269,114 | 9,963,903 | 4,305,211 | 55,523,292 | Total Imports | 1 |
| 175,412 | 1,008 | 35,853 | — | — | 164,276 | 107,607 | 56,669 | — | Republic of Korea | 2 |
| — | 32 | — | — | — | — | — | — | — | North Korea | 3 |
| — | 709 | — | 1 | — | — | — | — | — | People's Republic of China | 4 |
| — | 16 | — | — | — | — | — | — | — | Taiwan | 5 |
| — | — | — | — | — | 9,280 | 6,390 | 2,890 | — | Mongol | 6 |
| — | — | — | — | — | — | — | — | — | Hong Kong | 7 |
| — | — | — | — | — | — | — | — | — | Thailand | 8 |
| 34,464 | 1,254 | — | — | — | — | — | — | — | Singapore | 9 |
| — | 1,026 | — | — | 2,120 | 323,827 | 288,393 | 35,434 | 11,371,642 | Malaysia | 10 |
| — | — | — | — | — | — | — | — | 6,037,908 | Brunei | 11 |
| — | — | — | — | — | — | — | — | — | Philippines | 12 |
| 545,276 | — | — | — | — | 974,310 | 538,095 | 436,215 | 17,868,740 | Indonesia | 13 |
| — | — | — | — | — | — | — | — | — | India | 14 |
| — | — | — | — | — | — | — | — | — | Pakistan | 15 |
| — | — | — | — | — | 669,579 | 492,737 | 176,842 | — | Iran | 16 |
| — | — | — | — | — | 48,461 | 24,714 | 23,747 | — | Iraq | 17 |
| — | — | — | — | — | 32,405 | 18,141 | 14,264 | — | Bahrain | 18 |
| — | — | — | — | — | 4,708,147 | 3,729,390 | 978,757 | — | Saudi Arabia | 19 |
| — | — | — | — | — | 1,554,689 | 1,105,090 | 449,599 | — | Kuwait | 20 |
| — | — | — | — | — | 8,165 | 8,165 | — | — | Neutral Zone | 21 |
| — | — | — | — | — | 373,927 | 323,274 | 50,653 | 6,318,641 | Qatar | 22 |
| — | — | — | — | — | — | — | — | 61,342 | Oman | 23 |
| — | — | — | — | — | 3,894,714 | 2,500,092 | 1,394,622 | 5,163,803 | The United Arab Emirates | 24 |
| — | — | — | — | — | — | — | — | — | Yemen | 25 |
| — | — | — | — | — | 42,073 | 31,574 | 10,499 | — | Iceland | 26 |
| — | 439 | — | 5 | — | 26,305 | 25,551 | 754 | — | United Kingdom | 27 |
| — | 3,394 | — | 37 | — | 12,449 | 6,151 | 6,298 | — | Nethlds | 28 |
| — | 2,664 | — | — | — | — | — | — | — | France | 29 |
| — | 622 | 10 | 15 | — | — | — | — | — | Germany | 30 |
| — | 5 | — | — | — | — | — | — | — | Switzerland | 31 |
| — | — | — | — | — | — | — | — | — | Russian Federation | 32 |
| — | — | — | — | — | 13,185 | — | 13,185 | — | Austria | 33 |
| — | — | — | — | — | — | — | — | — | Hungary | 34 |
| — | — | — | — | — | — | — | — | — | Greece | 35 |
| — | 454 | — | 1 | — | — | — | — | — | Canada | 36 |
| — | 16,576 | — | 1,029 | 1,223 | 49,436 | 35,457 | 13,979 | 1,263,346 | U. S. A. | 37 |
| — | — | — | — | — | — | — | — | — | Mexico | 38 |
| — | — | 1,134 | — | — | — | — | — | — | Trinidad and Tobago | 39 |
| — | — | — | — | — | — | — | — | — | Netherlands Antilles | 40 |
| — | 7,691 | — | — | — | — | — | — | — | Venezuela | 41 |
| — | — | — | — | — | 153,984 | 153,984 | — | — | Algeria | 42 |
| — | — | — | — | — | — | — | — | — | Egypt | 43 |
| — | — | — | — | — | 282,393 | 158,879 | 123,514 | — | Nigeria | 44 |
| — | 5 | — | — | — | 927,509 | 410,219 | 517,290 | 7,437,870 | Australia | 45 |
| — | — | — | — | — | — | — | — | — | New Zealand | 46 |
| 380,579 | 2 | — | — | — | — | — | — | — | Import Tax-Free Oil | 47 |

(3) 相手先別輸入 (平成13年度) / Import by Area and Country (F. Y. 2001)

| 区 分 | 燃 料 油 Petroleum Products Total | | ガソリン | ナフサ | ジェット 燃料油 | 灯 油 | 軽 油 | 重 油 | | A Fuel Oil A | B Fuel Oil B |
|-------------------|--------------------------------------|---------------------|------------|-----------|-------------|-----------|-----------|-----------------|-----------|-----------------|-----------------|
| | 12年度 F. Y. 2000. | 13年度 F. Y. 2001. | Gasoline | Naphtha | Jet Fuel | Kerosene | Gas Oil | Fuel Oils Total | | | |
| | 1 計 | 38,810,246 | 34,512,303 | 1,215,157 | 28,129,194 | 79,353 | 2,030,230 | 1,305,519 | 1,752,850 | | |
| 2 103 韓 国 | 13,567,169 | 11,941,915 | 788,695 | 7,583,117 | 40,000 | 1,376,905 | 1,281,869 | 871,329 | 695,917 | ... | |
| 3 104 北 朝 鮮 | — | — | — | — | — | — | — | — | — | ... | |
| 4 105 中 国 | 912,291 | 653,760 | — | 540,486 | — | 113,274 | — | — | — | ... | |
| 5 106 台 湾 | 119,857 | 72,438 | — | — | — | 52,276 | 20,162 | — | — | ... | |
| 6 108 香 港 | — | 3,488 | — | — | — | — | 3,488 | — | — | ... | |
| 7 111 タ イ | 277,301 | 223,467 | 26,292 | 834 | — | 196,341 | — | — | — | ... | |
| 8 112 シンガポール | 2,237,618 | 1,113,897 | 392,392 | 514,786 | 24,353 | 147,902 | — | 34,464 | — | ... | |
| 9 113 マレイシア | 1,457,935 | 1,217,442 | 7,778 | 1,174,066 | — | 35,598 | — | — | — | ... | |
| 10 116 ブルネイ | — | — | — | — | — | — | — | — | — | ... | |
| 11 117 フィリピン | 628,046 | 414,019 | — | 414,019 | — | — | — | — | — | ... | |
| 12 118 インドネシア | 1,927,045 | 2,430,146 | — | 1,860,146 | — | — | — | 570,000 | 52 | ... | |
| 13 123 イ ン ド | 1,252,735 | 1,027,491 | — | 1,027,491 | — | — | — | — | — | ... | |
| 14 124 パキスタン | 80,524 | 167,580 | — | 167,580 | — | — | — | — | — | ... | |
| 15 125 スリ・ランカ | — | 20,611 | — | 20,611 | — | — | — | — | — | ... | |
| 16 133 イ ラ ン | — | — | — | — | — | — | — | — | — | ... | |
| 17 134 イ ラ ク | — | — | — | — | — | — | — | — | — | ... | |
| 18 135 バーレーン | 626,556 | 522,111 | — | 522,111 | — | — | — | — | — | ... | |
| 19 137 サウジアラビア | 2,908,233 | 2,629,155 | — | 2,586,912 | — | 42,243 | — | — | — | ... | |
| 20 138 クウェイト | 4,655,054 | 4,867,833 | — | 4,867,833 | — | — | — | — | — | ... | |
| 21 140 カタール | 671,829 | 993,475 | — | 993,475 | — | — | — | — | — | ... | |
| 22 141 オーマン | — | 17,275 | — | 17,275 | — | — | — | — | — | ... | |
| 23 147 アラブ首長国連邦 | 4,932,914 | 3,141,922 | — | 3,076,231 | — | 65,691 | — | — | — | ... | |
| 24 149 イエメン | 52,329 | 93,126 | — | 93,126 | — | — | — | — | — | ... | |
| 25 201 アイスランド | — | — | — | — | — | — | — | — | — | ... | |
| 26 205 イギリス | — | — | — | — | — | — | — | — | — | ... | |
| 27 207 オランダ | — | 358,361 | — | 358,361 | — | — | — | — | — | ... | |
| 28 210 フランス | — | — | — | — | — | — | — | — | — | ... | |
| 29 213 ド イ ツ | — | — | — | — | — | — | — | — | — | ... | |
| 30 215 ス イ ス | — | — | — | — | — | — | — | — | — | ... | |
| 31 218 スペイン | — | — | — | — | — | — | — | — | — | ... | |
| 32 222 フィンランド | — | — | — | — | — | — | — | — | — | ... | |
| 33 224 ロ シ ア | 381,137 | 379,705 | — | 112,470 | — | — | — | 267,235 | 267,235 | ... | |
| 34 225 オーストリア | — | — | — | — | — | — | — | — | — | ... | |
| 35 227 ハンガリー | — | 5,019 | — | — | — | — | — | 5,019 | 5,019 | ... | |
| 36 230 ギリシャ | 51,473 | — | — | — | — | — | — | — | — | ... | |
| 37 302 カ ナ ダ | — | — | — | — | — | — | — | — | — | ... | |
| 38 304 アメリカ | 639,867 | 666,032 | — | 666,032 | — | — | — | — | — | ... | |
| 39 305 メキシコ | 155,461 | 162,859 | — | 162,859 | — | — | — | — | — | ... | |
| 40 320 トリニダッド・ドバゴ | — | 4,803 | — | — | — | — | — | 4,803 | 4,803 | ... | |
| 41 326 アンチル | — | 49,195 | — | 49,195 | — | — | — | — | — | ... | |
| 42 402 ヴェネズエラ | — | — | — | — | — | — | — | — | — | ... | |
| 43 501 モロッコ | — | 51,239 | — | 51,239 | — | — | — | — | — | ... | |
| 44 503 アルジェリア | 79,016 | 122,645 | — | 122,645 | — | — | — | — | — | ... | |
| 45 506 エジプト | 300,342 | 263,665 | — | 263,665 | — | — | — | — | — | ... | |
| 46 524 ナイジェリア | — | 51,257 | — | 51,257 | — | — | — | — | — | ... | |
| 47 601 オーストラリア | 553,625 | 515,407 | — | 500,407 | 15,000 | — | — | — | — | ... | |
| 48 606 ニューゼーランド | 341,889 | 330,965 | — | 330,965 | — | — | — | — | — | ... | |
| 49 703 ボ ン ド | 2,829,728 | 2,746,362 | — | — | 2,441,577 | — | — | 304,785 | — | ... | |

注：平成14年1月以降の「C重油」には「B重油」を含む。
 Note: "Fuel Oil C" included "Fuel Oil B" from January 2002.

(単位：kl、アスファルト以下は t /Unit : kl, from Asphalt onward is Ton)

| C Fuel Oil C | 潤滑油 | アスファルト | グリース | パラフィン | 液化石油ガス LPG | | | 液化天然ガス LNG | Area and Country | |
|-----------------|--------------------|---------|--------|--------------|----------------------------|------------|-----------|--------------------------|----------------------------|----|
| | Lubricating Oil | Asphalt | Grease | Paraffin Wax | Liquefied petroleum Gas | P.P. PB | B. B | Liquefied Natural Gas | | |
| 779,824 | 30,757 | 32,181 | 1,001 | 3,641 | 14,335,635 | 10,147,874 | 4,187,761 | 52,962,404 | Total Imports | 1 |
| 175,412 | 825 | 31,343 | — | — | 157,875 | 103,635 | 54,240 | — | Republic of Korea | 2 |
| — | 32 | — | — | — | — | — | — | — | North Korea | 3 |
| — | 758 | — | 1 | — | — | — | — | — | People's Republic of China | 4 |
| — | 16 | — | — | — | — | — | — | — | Taiwan | 5 |
| — | — | — | — | — | — | — | — | — | Hong Kong | 6 |
| — | — | — | — | — | — | — | — | — | Thailand | 7 |
| 34,464 | 773 | — | — | — | — | — | — | — | Singapore | 8 |
| — | 1,026 | — | — | 2,120 | 232,891 | 197,457 | 35,434 | 11,230,829 | Malaysia | 9 |
| — | — | — | — | — | — | — | — | 5,970,713 | Brunei | 10 |
| — | — | — | — | — | — | — | — | — | Philippines | 11 |
| 569,948 | — | — | — | — | 969,195 | 560,513 | 408,682 | 15,701,442 | Indonesia | 12 |
| — | — | — | — | — | — | — | — | — | India | 13 |
| — | — | — | — | — | — | — | — | — | Pakistan | 14 |
| — | — | — | — | — | — | — | — | — | Republic of Sri Lanka | 15 |
| — | — | — | — | — | 695,923 | 515,365 | 180,558 | — | Iran | 16 |
| — | — | — | — | — | 48,461 | 24,714 | 23,747 | — | Iraq | 17 |
| — | — | — | — | — | 46,703 | 32,439 | 14,264 | — | Bahrain | 18 |
| — | — | — | — | — | 4,608,986 | 3,746,212 | 862,774 | — | Saudi Arabia | 19 |
| — | — | — | — | — | 1,680,822 | 1,217,761 | 463,061 | — | Kuwait | 20 |
| — | — | — | — | — | 467,224 | 382,553 | 84,671 | 6,266,628 | Qatar | 21 |
| — | — | — | — | — | — | — | — | 123,876 | Oman | 22 |
| — | — | — | — | — | 3,704,437 | 2,341,082 | 1,363,355 | 4,913,808 | The United Arab Emirates | 23 |
| — | — | — | — | — | — | — | — | — | Yemen | 24 |
| — | — | — | — | — | 42,073 | 31,574 | 10,499 | — | Iceland | 25 |
| — | 401 | — | 4 | — | 20,996 | 10,512 | 10,484 | — | United Kingdom | 26 |
| — | 2,298 | — | 49 | — | — | — | — | — | Netherlands | 27 |
| — | 774 | — | — | — | — | — | — | — | France | 28 |
| — | 622 | 10 | 12 | — | — | — | — | — | Germany | 29 |
| — | 11 | — | 2 | — | — | — | — | — | Switzerland | 30 |
| — | 48 | — | — | — | — | — | — | — | Spain | 31 |
| — | — | — | 1 | — | — | — | — | — | Finland | 32 |
| — | — | — | — | — | — | — | — | — | Russian Federation | 33 |
| — | — | — | — | — | 13,185 | — | 13,185 | — | Austria | 34 |
| — | — | — | — | — | — | — | — | — | Hungary | 35 |
| — | — | — | — | — | — | — | — | — | Greece | 36 |
| — | 418 | — | 1 | — | — | — | — | — | Canada | 37 |
| — | 16,095 | — | 931 | 1,521 | 192,147 | 178,168 | 13,979 | 1,265,954 | U. S. A. | 38 |
| — | — | — | — | — | — | — | — | — | Mexico | 39 |
| — | — | 828 | — | — | — | — | — | — | Trinidad and Tobago | 40 |
| — | — | — | — | — | — | — | — | — | Netherlands Antilles | 41 |
| — | 6,653 | — | — | — | — | — | — | — | Venezuela | 42 |
| — | — | — | — | — | — | — | — | — | Morocco | 43 |
| — | — | — | — | — | 153,984 | 153,984 | — | — | Algeria | 44 |
| — | — | — | — | — | — | — | — | — | Egypt | 45 |
| — | — | — | — | — | 352,575 | 209,961 | 142,614 | — | Nigeria | 46 |
| — | 7 | — | — | — | 948,158 | 441,944 | 506,214 | 7,489,154 | Australia | 47 |
| — | — | — | — | — | — | — | — | — | New Zealand | 48 |
| 304,785 | 2 | — | — | — | — | — | — | — | Import Tax-Free Oil | 49 |

(4) 月別輸出/Export by Month

| | 区 分 | 燃 料 油 Petroleum Products Total | ガソリン | ナ フ サ | ジェット燃料油 | 灯 油 | 軽 油 |
|----|--------------|---|----------------|---------------|------------------|----------------|------------------|
| | | | Gasoline | Naphtha | Jet Fuel | Kerosene | Gas Oil |
| 1 | 平成 9 年 | 18,662,639 | 746,932 | 354,108 | 4,500,354 | 184,499 | 3,421,244 |
| 2 | 10 | 18,737,046 | 814,267 | 119,417 | 5,841,279 | 119,688 | 2,963,738 |
| 3 | 11 | 16,500,942 | 790,217 | 273,284 | 6,162,242 | 417,090 | 2,036,625 |
| 4 | 12 | 15,088,874 | 252,573 | 163,332 | 6,347,907 | 139,845 | 2,153,814 |
| 5 | 13 | 14,825,356 | 474,180 | 67,079 | 5,974,193 | 206,506 | 2,189,062 |
| 6 | 平成 12 年 度 | 15,287,944 | 348,813 | 144,808 | 6,195,540 | 156,097 | 2,057,695 |
| 7 | 13 | 14,412,984 | 388,325 | 92,747 | 5,802,366 | 245,994 | 2,011,920 |
| 8 | 平成 13 年 1～3月 | 3,405,584 | 158,258 | 33,422 | 959,102 | 32,362 | 530,052 |
| 9 | 4～6 | 4,384,768 | 199,245 | 13,483 | 1,895,135 | 291 | 713,516 |
| 10 | 7～9 | 3,805,956 | 75,347 | 6,685 | 2,050,246 | 43,482 | 491,563 |
| 11 | 10～12 | 3,229,048 | 41,330 | 13,489 | 1,069,710 | 130,371 | 453,931 |
| 12 | 平成 14 年 1～3月 | 2,993,212 | 72,403 | 59,090 | 787,275 | 71,850 | 352,910 |
| 13 | 平成 13 年 1月 | 1,217,175 | 109,090 | 13,328 | 329,731 | 12,806 | 162,619 |
| 14 | 2 | 1,050,511 | 47,170 | 6,764 | 303,501 | 11,024 | 161,133 |
| 15 | 3 | 1,137,898 | 1,998 | 13,330 | 325,870 | 8,532 | 206,300 |
| 16 | 4 | 1,217,022 | 45,820 | 6,761 | 546,692 | 105 | 140,303 |
| 17 | 5 | 1,514,742 | 50,045 | 6,722 | 635,319 | 90 | 227,428 |
| 18 | 6 | 1,653,004 | 103,380 | — | 713,124 | 96 | 345,785 |
| 19 | 7 | 1,354,143 | 10,809 | 6,685 | 764,176 | 108 | 131,135 |
| 20 | 8 | 1,290,035 | 27,540 | — | 690,275 | 5,309 | 220,663 |
| 21 | 9 | 1,161,778 | 36,998 | — | 595,795 | 38,065 | 139,765 |
| 22 | 10 | 1,120,407 | 19,507 | 6,886 | 475,250 | 53,854 | 173,034 |
| 23 | 11 | 1,006,463 | 7,469 | — | 323,738 | 30,159 | 144,097 |
| 24 | 12 | 1,102,178 | 14,354 | 6,603 | 270,722 | 46,358 | 136,800 |
| 25 | 平成 14 年 1月 | 1,077,265 | 36,986 | 13,582 | 348,760 | 40,066 | 104,396 |
| 26 | 2 | 857,700 | 6,001 | 32,008 | 144,838 | 15,494 | 40,355 |
| 27 | 3 | 1,058,247 | 29,416 | 13,500 | 293,677 | 16,290 | 208,159 |

注：平成14年1月以降の「C重油」には「B重油」を含む。
 Note: "Fuel Oil C" included "Fuel Oil B" from January 2002.

(単位：kl、アスファルト以下は t /Unit : kl from Asphalt onward Ton)

| 重油 | | | | 潤滑油 Lubricating Oil | アスファルト Asphalt | グリース Grease | パラフィン Paraffin Wax | Month, Quarter, Year | |
|------------------|-----------------|-----------------|------------------|------------------------|-------------------|----------------|-----------------------|----------------------------|----|
| Fuel Oil Total | A Fuel Oil A | B Fuel Oil B | C Fuel Oil C | | | | | | |
| 9,455,502 | 137,109 | — | 9,318,393 | 481,429 | 281,273 | 551 | 46,932 | C.Y. 1997 | 1 |
| 8,878,657 | 154,813 | — | 8,723,844 | 394,133 | 168,929 | 430 | 48,969 | C.Y. 1998 | 2 |
| 6,821,484 | 228,109 | — | 6,593,375 | 455,230 | 208,296 | 466 | 48,114 | C.Y. 1999 | 3 |
| 6,031,403 | 229,198 | — | 5,802,205 | 422,329 | 225,814 | 345 | 46,253 | C.Y. 2000 | 4 |
| 5,914,336 | 119,758 | — | 5,794,578 | 482,160 | 282,291 | 461 | 52,040 | C.Y. 2001 | 5 |
| 6,384,991 | 205,342 | — | 6,179,649 | 408,540 | 222,289 | 367 | 42,824 | F.Y. 2000 | 6 |
| 5,871,632 | 96,402 | … | 5,775,230 | 516,745 | 284,161 | 465 | 56,322 | F.Y. 2001 | 7 |
| 1,692,388 | 38,013 | — | 1,654,375 | 101,832 | 51,999 | 98 | 7,585 | Q1 2001 | 8 |
| 1,563,098 | 30,642 | — | 1,532,456 | 133,250 | 85,171 | 98 | 16,525 | Q2 | 9 |
| 1,138,633 | 20,318 | — | 1,118,315 | 117,498 | 67,943 | 190 | 13,118 | Q3 | 10 |
| 1,520,217 | 30,785 | — | 1,489,432 | 129,580 | 77,178 | 75 | 14,812 | Q4 | 11 |
| 1,649,684 | 14,657 | … | 1,635,027 | 136,417 | 53,869 | 102 | 11,867 | Q1 2002 | 12 |
| 589,601 | 11,712 | — | 577,889 | 37,541 | 16,076 | 32 | 1,443 | Jan. 2001 | 13 |
| 520,919 | 11,494 | — | 509,425 | 30,963 | 17,736 | 26 | 1,604 | Feb. | 14 |
| 581,868 | 14,807 | — | 567,061 | 33,328 | 18,187 | 40 | 4,538 | Mar. | 15 |
| 477,341 | 8,353 | — | 468,988 | 53,295 | 26,138 | 17 | 6,996 | Apr. | 16 |
| 595,138 | 12,121 | — | 583,017 | 46,789 | 30,068 | 32 | 2,166 | May | 17 |
| 490,619 | 10,168 | — | 480,451 | 33,166 | 28,965 | 49 | 7,363 | Jun. | 18 |
| 441,230 | 6,625 | — | 434,605 | 44,321 | 28,307 | 42 | 5,810 | Jul. | 19 |
| 346,248 | 6,100 | — | 340,148 | 36,747 | 19,217 | 97 | 5,411 | Aug. | 20 |
| 351,155 | 7,593 | — | 343,562 | 36,430 | 20,419 | 51 | 1,897 | Sep. | 21 |
| 391,876 | 6,186 | — | 385,690 | 37,453 | 17,113 | 33 | 4,199 | Oct. | 22 |
| 501,000 | 18,556 | — | 482,444 | 47,712 | 38,591 | 14 | 3,981 | Nov. | 23 |
| 627,341 | 6,043 | — | 621,298 | 44,415 | 21,474 | 28 | 6,632 | Dec. | 24 |
| 533,475 | 5,848 | … | 527,627 | 37,794 | 12,858 | 15 | 2,295 | Jan. 2002 | 25 |
| 619,004 | 4,899 | … | 614,105 | 43,465 | 22,461 | 35 | 4,409 | Feb. | 26 |
| 497,205 | 3,910 | … | 493,295 | 55,158 | 18,550 | 52 | 5,163 | Mar. | 27 |

(5) 仕向先輸出 (平成13年) / Export to Area and Country (C. Y. 2001)

| | 区 分 | 燃 料 油 Petroleum Products Total | | | | | | | | | | |
|----|--------------|--------------------------------------|------------|--------------------|------------------|----------------|-------------------------|-----------------|----------------|------------------------|-----------------|-----------------|
| | | 12年 C. Y. 2000. | | 13年 C. Y. 2001. | ガソリン Gasoline | ナフサ Naphtha | ジェット 燃料油 Jet Fuel | 灯 油 Kerosene | 軽 油 Gas Oil | 重 油 Fuel Oils Total | A Fuel Oil A | B Fuel Oil B |
| | | | | | | | | | | | | |
| 1 | 計 | 15,088,874 | 14,825,356 | 474,180 | 67,079 | 5,974,193 | 206,506 | 2,189,062 | 5,914,336 | 119,758 | — | |
| 2 | 103 韓 国 | 706,504 | 1,373,369 | 106,637 | — | — | 198,768 | 795,451 | 272,513 | — | — | |
| 3 | 104 北 朝 鮮 | 59,186 | — | — | — | — | — | — | — | — | — | |
| 4 | 105 中 国 | 559,081 | 775,211 | — | 67,079 | — | 5,149 | — | 702,983 | 13,165 | — | |
| 5 | 106 台 湾 | 58,300 | 95,841 | 17,148 | — | — | 654 | — | 78,039 | — | — | |
| 6 | 108 香 港 | 659,944 | 724,059 | 22,441 | — | 71,448 | — | 630,170 | — | — | — | |
| 7 | 110 ベトナム | 76,344 | — | — | — | — | — | — | — | — | — | |
| 8 | 111 タ イ | 30,501 | 28,301 | — | — | — | — | 1 | 28,300 | — | — | |
| 9 | 112 シンガポール | 304,845 | 82,491 | 41,991 | — | — | — | — | 40,500 | — | — | |
| 10 | 113 マレーシア | 49,254 | — | — | — | — | — | — | — | — | — | |
| 11 | 116 ブルネイ | 516 | — | — | — | — | — | — | — | — | — | |
| 12 | 117 フィリピン | 88,295 | 87,365 | — | — | — | — | 87,365 | — | — | — | |
| 13 | 118 インドネシア | — | — | — | — | — | — | — | — | — | — | |
| 14 | 123 イ ン ド | — | — | — | — | — | — | — | — | — | — | |
| 15 | 124 パキスタン | — | — | — | — | — | — | — | — | — | — | |
| 16 | 125 スリ・ランカ | — | — | — | — | — | — | — | — | — | — | |
| 17 | 127 バングラデシュ | — | — | — | — | — | — | — | — | — | — | |
| 18 | 133 イ ラ ン | — | — | — | — | — | — | — | — | — | — | |
| 19 | 137 サウジアラビア | — | — | — | — | — | — | — | — | — | — | |
| 20 | 147 アラブ首長国連邦 | — | — | — | — | — | — | — | — | — | — | |
| 21 | 202 ノルウェー | — | — | — | — | — | — | — | — | — | — | |
| 22 | 203 スウェーデン | — | — | — | — | — | — | — | — | — | — | |
| 23 | 205 イギリス | — | — | — | — | — | — | — | — | — | — | |
| 24 | 207 オランダ | — | — | — | — | — | — | — | — | — | — | |
| 25 | 208 ベルギー | — | — | — | — | — | — | — | — | — | — | |
| 26 | 210 フランス | — | — | — | — | — | — | — | — | — | — | |
| 27 | 213 ド イ ツ | — | — | — | — | — | — | — | — | — | — | |
| 28 | 218 スペイン | — | — | — | — | — | — | — | — | — | — | |
| 29 | 220 イタリア | — | — | — | — | — | — | — | — | — | — | |
| 30 | 225 オーストリア | — | — | — | — | — | — | — | — | — | — | |
| 31 | 227 ハンガリー | — | — | — | — | — | — | — | — | — | — | |
| 32 | 234 トルコ | — | — | — | — | — | — | — | — | — | — | |
| 33 | 302 カ ナ ダ | — | — | — | — | — | — | — | — | — | — | |
| 34 | 304 アメリカ | 902,111 | 742,893 | 195,566 | — | 480,739 | — | 66,588 | — | — | — | |
| 35 | 305 メキシコ | 46,465 | — | — | — | — | — | — | — | — | — | |
| 36 | 306 グアテマラ | — | — | — | — | — | — | — | — | — | — | |
| 37 | 309 エル・サルバドル | — | — | — | — | — | — | — | — | — | — | |
| 38 | 312 パ ナ マ | — | — | — | — | — | — | — | — | — | — | |
| 39 | 326 アンチル | — | — | — | — | — | — | — | — | — | — | |
| 40 | 401 コロンビア | — | — | — | — | — | — | — | — | — | — | |
| 41 | 409 チ リ | — | — | — | — | — | — | — | — | — | — | |
| 42 | 410 ブラジル | — | — | — | — | — | — | — | — | — | — | |
| 43 | 413 アルゼンチン | — | — | — | — | — | — | — | — | — | — | |
| 44 | 515 リベリア | — | — | — | — | — | — | — | — | — | — | |
| 45 | 541 ケ ニ ア | — | — | — | — | — | — | — | — | — | — | |
| 46 | 546 マダガスカル | — | — | — | — | — | — | — | — | — | — | |
| 47 | 549 ジンバブエ | — | — | — | — | — | — | — | — | — | — | |
| 48 | 551 南アフリカ | — | — | — | — | — | — | — | — | — | — | |
| 49 | 601 オーストラリア | 430,058 | 363,191 | 54,500 | — | — | — | 308,691 | — | — | — | |
| 50 | 606 ニューゼーランド | — | 36,300 | — | — | — | — | 36,300 | — | — | — | |
| 51 | 612 フィジー | — | — | — | — | — | — | — | — | — | — | |
| 52 | 701 米 軍 | 307,189 | 260,275 | 35,897 | — | 38,086 | 1,585 | 184,707 | — | — | — | |
| 53 | 703 ボ ン ド | 10,810,281 | 10,256,060 | — | — | 5,383,920 | 350 | 79,789 | 4,792,001 | 106,593 | — | |

(単位: kl, アスファルト以下は t /Unit: kl, from Asphalt onward is Ton)

| C Fuel Oil C | 潤滑油 | アスファルト | グリース | パラフィン | 液化石油ガス LPG | | | 液化天然ガス LNG | Area and Country | |
|-----------------|--------------------|---------|--------|--------------|----------------------------|----------|-------|--------------------------|-----------------------------------|----|
| | Lubricating Oil | Asphalt | Grease | Paraffin Wax | Liquefied petroleum Gas | P. P, PB | B. B | Liquefied Natural Gas | | |
| 5,794,578 | 482,160 | 282,291 | 461 | 52,040 | 34,398 | 27,142 | 7,256 | — | Total Imports | 1 |
| 272,513 | 196,074 | 51,099 | 79 | 3,066 | 27,142 | 27,142 | — | — | Republic of Korea | 2 |
| — | — | — | — | — | — | — | — | — | North Korea | 3 |
| 689,818 | 152,528 | 223,173 | 27 | 462 | 7,256 | — | 7,256 | — | People's Republic of China | 4 |
| 78,039 | 56,786 | 2,445 | 68 | 2,644 | — | — | — | — | Taiwan | 5 |
| — | 650 | 3,332 | — | 160 | — | — | — | — | Hong Kong | 6 |
| — | 19,269 | 120 | — | — | — | — | — | — | Socialist Republic of Vietnam | 7 |
| 28,300 | 10,091 | 1,123 | 28 | 918 | — | — | — | — | Thailand | 8 |
| 40,500 | 10,824 | 420 | 72 | 172 | — | — | — | — | Singapore | 9 |
| — | 651 | 76 | 5 | 54 | — | — | — | — | Malaysia | 10 |
| — | — | — | — | — | — | — | — | — | Brunei | 11 |
| — | 4,039 | — | — | 243 | — | — | — | — | Philippines | 12 |
| — | 825 | 503 | — | 324 | — | — | — | — | Indonesia | 13 |
| — | 243 | — | — | 827 | — | — | — | — | India | 14 |
| — | 1 | — | — | 245 | — | — | — | — | Pakistan | 15 |
| — | 193 | — | — | 889 | — | — | — | — | Republic of Sri Lanka | 16 |
| — | — | — | — | 8 | — | — | — | — | Bangladesh | 17 |
| — | 297 | — | — | — | — | — | — | — | Iran | 18 |
| — | 105 | — | — | — | — | — | — | — | Saudi Arabia | 19 |
| — | 13 | — | — | — | — | — | — | — | The United Arab Emirates | 20 |
| — | 69 | — | — | — | — | — | — | — | Norway | 21 |
| — | 171 | — | — | — | — | — | — | — | Sweden | 22 |
| — | 603 | — | 2 | 95 | — | — | — | — | United Kingdom | 23 |
| — | 1 | — | — | — | — | — | — | — | Netherlands | 24 |
| — | — | — | 9 | — | — | — | — | — | Belgium | 25 |
| — | 100 | — | — | — | — | — | — | — | France | 26 |
| — | 15 | — | — | 3,063 | — | — | — | — | Germany | 27 |
| — | 17 | — | — | 51 | — | — | — | — | Spain | 28 |
| — | 14 | — | 1 | 15 | — | — | — | — | Italy | 29 |
| — | 49 | — | — | — | — | — | — | — | Austria | 30 |
| — | 16 | — | — | — | — | — | — | — | Hungary | 31 |
| — | 31 | — | — | 133 | — | — | — | — | Turkey | 32 |
| — | 117 | — | — | 88 | — | — | — | — | Canada | 33 |
| — | 1,521 | — | 30 | 32,956 | — | — | — | — | U. S. A. | 34 |
| — | — | — | — | — | — | — | — | — | Mexico | 35 |
| — | — | — | — | 1,727 | — | — | — | — | Guatemala | 36 |
| — | — | — | — | 18 | — | — | — | — | El Salvador | 37 |
| — | 3,173 | — | — | 103 | — | — | — | — | Panama | 38 |
| — | — | — | — | 175 | — | — | — | — | Netherlands Antilles | 39 |
| — | — | — | — | 858 | — | — | — | — | Colombia | 40 |
| — | 60 | — | 2 | — | — | — | — | — | Chile | 41 |
| — | 12 | — | — | — | — | — | — | — | Brazil | 42 |
| — | 40 | — | — | — | — | — | — | — | Argentina | 43 |
| — | 243 | — | — | — | — | — | — | — | Liberia | 44 |
| — | 14 | — | — | — | — | — | — | — | Kenya | 45 |
| — | — | — | — | 87 | — | — | — | — | Madagascar | 46 |
| — | — | — | — | 35 | — | — | — | — | Zimbabwe | 47 |
| — | 31 | — | 29 | 1,138 | — | — | — | — | South Africa | 48 |
| — | 458 | — | 75 | 915 | — | — | — | — | Australia | 49 |
| — | — | — | — | 553 | — | — | — | — | New Zealand | 50 |
| — | — | — | — | 18 | — | — | — | — | Fiji | 51 |
| — | — | — | — | — | — | — | — | — | Armed Forces of the United States | 52 |
| 4,685,408 | 22,816 | — | 34 | — | — | — | — | — | Warehouse Integrated Hozei | 53 |

(6) 仕向先別輸出 (平成13年度) / Export to Area and Country (F.Y. 2001)

| 区 分 | 燃 料 油 Petroleum Products Total | | | | | | | | | | | |
|-----|-----------------------------------|------------|--------------------|---------|------------------|----------------|-------------------------|-----------------|----------------|-----------------------|-----------------|-----------------|
| | 12年度 F.Y. 2000. | | 13年度 F.Y. 2001. | | ガソリン Gasoline | ナフサ Naphtha | ジェット 燃料油 Jet Fuel | 灯 油 Kerosene | 軽 油 Gas Oil | 重 油 Fuel Oil Total | A Fuel Oil A | B Fuel Oil B |
| | | | | | | | | | | | | |
| 1 | 計 | 15,287,944 | 14,412,984 | 388,325 | 92,747 | 5,802,366 | 245,994 | 2,011,920 | 5,871,632 | 96,402 | ... | ... |
| 2 | 103 韓 国 | 901,881 | 1,600,267 | 94,199 | 25,248 | 82,627 | 239,220 | 929,313 | 229,660 | — | ... | ... |
| 3 | 104 北 朝 鮮 | 13,520 | — | — | — | — | — | — | — | — | ... | ... |
| 4 | 105 中 国 | 565,762 | 950,114 | — | 67,499 | — | 3,312 | — | 879,303 | 13,165 | ... | ... |
| 5 | 106 台 湾 | 134,732 | 19,109 | 17,148 | — | — | 1,961 | — | — | — | ... | ... |
| 6 | 108 香 港 | 706,564 | 600,159 | 8,060 | — | 102,489 | — | 418,511 | 71,099 | — | ... | ... |
| 7 | 110 ベトナム | 5,726 | — | — | — | — | — | — | — | — | ... | ... |
| 8 | 111 タ イ | 1 | 69,986 | — | — | — | — | 41,686 | 28,300 | — | ... | ... |
| 9 | 112 シンガポール | 233,028 | 40,500 | — | — | — | — | — | 40,500 | — | ... | ... |
| 10 | 113 マレーシア | 49,254 | — | — | — | — | — | — | — | — | ... | ... |
| 11 | 116 ブルネイ | 516 | — | — | — | — | — | — | — | — | ... | ... |
| 12 | 117 フィリピン | 79,362 | 39,714 | — | — | — | — | 39,714 | — | — | ... | ... |
| 13 | 118 インドネシア | — | — | — | — | — | — | — | — | — | ... | ... |
| 14 | 123 イ ン ド | — | — | — | — | — | — | — | — | — | ... | ... |
| 15 | 124 パキスタン | — | — | — | — | — | — | — | — | — | ... | ... |
| 16 | 125 スリ・ランカ | — | — | — | — | — | — | — | — | — | ... | ... |
| 17 | 127 バングラデシュ | — | — | — | — | — | — | — | — | — | ... | ... |
| 18 | 133 イ ラ ン | — | — | — | — | — | — | — | — | — | ... | ... |
| 19 | 137 サウジアラビア | — | — | — | — | — | — | — | — | — | ... | ... |
| 20 | 147 アラブ首長国連邦 | — | — | — | — | — | — | — | — | — | ... | ... |
| 21 | 203 スウェーデン | — | — | — | — | — | — | — | — | — | ... | ... |
| 22 | 205 イギリス | — | — | — | — | — | — | — | — | — | ... | ... |
| 23 | 207 オランダ | — | — | — | — | — | — | — | — | — | ... | ... |
| 24 | 208 ベルギー | — | — | — | — | — | — | — | — | — | ... | ... |
| 25 | 210 フランス | — | — | — | — | — | — | — | — | — | ... | ... |
| 26 | 213 ド イ ツ | — | — | — | — | — | — | — | — | — | ... | ... |
| 27 | 218 スペイン | — | — | — | — | — | — | — | — | — | ... | ... |
| 28 | 220 イタリア | — | — | — | — | — | — | — | — | — | ... | ... |
| 29 | 225 オーストリア | — | — | — | — | — | — | — | — | — | ... | ... |
| 30 | 227 ハンガリー | — | — | — | — | — | — | — | — | — | ... | ... |
| 31 | 234 ト ル コ | — | — | — | — | — | — | — | — | — | ... | ... |
| 32 | 302 カ ナ ダ | — | — | — | — | — | — | — | — | — | ... | ... |
| 33 | 304 アメリカ | 855,823 | 702,141 | 203,814 | — | 431,739 | — | 66,588 | — | — | ... | ... |
| 34 | 305 メキシコ | 46,465 | — | — | — | — | — | — | — | — | ... | ... |
| 35 | 306 グアテマラ | — | — | — | — | — | — | — | — | — | ... | ... |
| 36 | 309 エル・サルバドル | — | — | — | — | — | — | — | — | — | ... | ... |
| 37 | 312 パ ナ マ | — | — | — | — | — | — | — | — | — | ... | ... |
| 38 | 321 キューバ | — | — | — | — | — | — | — | — | — | ... | ... |
| 39 | 326 アンチル | — | — | — | — | — | — | — | — | — | ... | ... |
| 40 | 401 コロンビア | — | — | — | — | — | — | — | — | — | ... | ... |
| 41 | 409 チ リ | — | — | — | — | — | — | — | — | — | ... | ... |
| 42 | 410 ブラジル | — | — | — | — | — | — | — | — | — | ... | ... |
| 43 | 413 アルゼンチン | — | — | — | — | — | — | — | — | — | ... | ... |
| 44 | 515 リベリア | — | — | — | — | — | — | — | — | — | ... | ... |
| 45 | 541 ケ ニ ア | — | — | — | — | — | — | — | — | — | ... | ... |
| 46 | 543 タンザニア | — | — | — | — | — | — | — | — | — | ... | ... |
| 47 | 546 マダガスカル | — | — | — | — | — | — | — | — | — | ... | ... |
| 48 | 549 ジンバブエ | — | — | — | — | — | — | — | — | — | ... | ... |
| 49 | 551 南アフリカ | — | — | — | — | — | — | — | — | — | ... | ... |
| 50 | 601 オーストラリア | 575,308 | 248,701 | 33,860 | — | — | — | 214,841 | — | — | ... | ... |
| 51 | 606 ニュージーランド | 36,300 | 34,951 | — | — | — | — | 34,951 | — | — | ... | ... |
| 52 | 612 フィジー | — | — | — | — | — | — | — | — | — | ... | ... |
| 53 | 701 米 軍 | 202,487 | 302,345 | 31,244 | — | 60,969 | 1,501 | 208,631 | — | — | ... | ... |
| 54 | 703 ボンド輸出 | 10,881,215 | 9,804,997 | — | — | 5,124,542 | — | 57,685 | 4,622,770 | 83,237 | ... | ... |

注：平成14年1月以降の「C重油」には「B重油」を含む。
 Note: "Fuel Oil C" included "Fuel Oil B" from January 2002.

(単位：kl、アスファルト以下は t / Unit : kl, from Asphalt onward is Ton)

| C Fuel Oil C | 潤滑油 | アスファルト | グリース | パラフィン | 液化石油ガス LPG | | | 液化天然ガス LNG | Area and Country | |
|-----------------|--------------------|---------|--------|--------------|----------------------------|-------------|--------|--------------------------|-------------------------------|----|
| | Lubricating Oil | Asphalt | Grease | Paraffin Wax | Liquefied petroleum Gas | P. P、 PB | B. B | Liquefied Natural Gas | | |
| 5,775,230 | 516,745 | 284,161 | 465 | 56,322 | 76,326 | 62,228 | 14,098 | — | Total Imports | 1 |
| 229,660 | 192,362 | 55,692 | 81 | 3,958 | 69,799 | 62,228 | 7,571 | — | Republic of Korea | 2 |
| — | — | — | — | — | — | — | — | — | North Korea | 3 |
| 866,138 | 178,788 | 222,832 | 39 | 502 | 6,527 | — | 6,527 | — | People's Republic of China | 4 |
| — | 57,322 | — | 75 | 2,762 | — | — | — | — | Taiwan | 5 |
| 71,099 | 893 | 3,353 | — | 96 | — | — | — | — | Hong Kong | 6 |
| — | 19,864 | 80 | — | — | — | — | — | — | Socialist Republic of Vietnam | 7 |
| 28,300 | 11,668 | 1,225 | 34 | 1,096 | — | — | — | — | Thailand | 8 |
| 40,500 | 13,396 | 420 | 73 | 153 | — | — | — | — | Singapore | 9 |
| — | 784 | 76 | 5 | 38 | — | — | — | — | Malaysia | 10 |
| — | — | — | — | — | — | — | — | — | Brunei | 11 |
| — | 8,845 | — | — | 257 | — | — | — | — | Philippines | 12 |
| — | 846 | 483 | — | 351 | — | — | — | — | Indonesia | 13 |
| — | 141 | — | — | 931 | — | — | — | — | India | 14 |
| — | 1 | — | — | 210 | — | — | — | — | Pakistan | 15 |
| — | 193 | — | — | 829 | — | — | — | — | Republic of Sri Lanka | 16 |
| — | — | — | — | 8 | — | — | — | — | Bangladesh | 17 |
| — | 297 | — | — | — | — | — | — | — | Iran | 18 |
| — | 77 | — | — | — | — | — | — | — | Saudi Arabia | 19 |
| — | 22 | — | — | — | — | — | — | — | The United Arab Emirates | 20 |
| — | 171 | — | — | — | — | — | — | — | Sweden | 21 |
| — | 587 | — | 3 | 81 | — | — | — | — | United Kingdom | 22 |
| — | 4 | — | — | 6 | — | — | — | — | Netherlands | 23 |
| — | — | — | 8 | 1 | — | — | — | — | Belgium | 24 |
| — | 500 | — | — | — | — | — | — | — | France | 25 |
| — | 13 | — | — | 3,166 | — | — | — | — | Germany | 26 |
| — | 13 | — | — | 34 | — | — | — | — | Spain | 27 |
| — | 14 | — | 1 | 31 | — | — | — | — | Italy | 28 |
| — | 49 | — | — | — | — | — | — | — | Austria | 29 |
| — | 16 | — | — | — | — | — | — | — | Hungary | 30 |
| — | 77 | — | — | 143 | — | — | — | — | Turkey | 31 |
| — | 113 | — | — | 88 | — | — | — | — | Canada | 32 |
| — | 1,523 | — | 24 | 34,503 | — | — | — | — | U. S. A. | 33 |
| — | — | — | — | — | — | — | — | — | Mexico | 34 |
| — | — | — | — | 2,123 | — | — | — | — | Guatemala | 35 |
| — | — | — | — | 18 | — | — | — | — | El Salvador | 36 |
| — | 3,032 | — | — | 154 | — | — | — | — | Panama | 37 |
| — | — | — | — | 18 | — | — | — | — | Cuba | 38 |
| — | — | — | — | 220 | — | — | — | — | Netherlands Antilles | 39 |
| — | — | — | — | 791 | — | — | — | — | Colombia | 40 |
| — | 30 | — | 1 | — | — | — | — | — | Chile | 41 |
| — | 22 | — | — | — | — | — | — | — | Brazil | 42 |
| — | 40 | — | — | — | — | — | — | — | Argentina | 43 |
| — | 210 | — | — | — | — | — | — | — | Liberia | 44 |
| — | 14 | — | — | — | — | — | — | — | Kenya | 45 |
| — | 7 | — | — | — | — | — | — | — | Tanzania | 46 |
| — | — | — | — | 88 | — | — | — | — | Madagascar | 47 |
| — | — | — | — | 18 | — | — | — | — | Zimbabwe | 48 |
| — | 31 | — | 23 | 1,051 | — | — | — | — | South Africa | 49 |
| — | 571 | — | 74 | 2,040 | — | — | — | — | Australia | 50 |
| — | — | — | — | 521 | — | — | — | — | New Zealand | 51 |
| — | — | — | — | 36 | — | — | — | — | Fiji | 52 |
| — | — | — | — | — | — | — | — | — | Satiata | 53 |
| 4,539,533 | 24,209 | — | 24 | — | — | — | — | — | Warehouse Integrated Hozei | 54 |

6. 石油製品月別業態別在庫

| 区分 | | | 燃料油 Petroleum Products Total | ガソリン | | ナフサ Naphtha | ジェット 燃料油 Jet Fuel | 灯油 Kerosene | 軽油 Gas Oil |
|---------|----------------|-------------------------|---------------------------------------|------------|------------------------|----------------|-------------------------|----------------|---------------|
| | | | | Gasoline | 自動車用 Motor Gasoline | | | | |
| 平成 13 年 | | | 15,763,709 | 3,112,735 | 3,090,224 | 2,058,312 | 796,941 | 3,571,427 | 2,787,863 |
| 1 | 1月 Jan. '01 | 計油所者 製造・輸入業者 販売業者 | 7,645,678 | 1,287,293 | 1,282,080 | 1,252,606 | 535,785 | 1,382,802 | 1,305,935 |
| 2 | | | 5,716,954 | 1,028,389 | 1,018,295 | 805,154 | 258,199 | 1,447,085 | 875,112 |
| 3 | | | 2,401,077 | 797,053 | 789,849 | 552 | 2,957 | 741,540 | 606,816 |
| 4 | | | 14,916,790 | 3,140,883 | 3,120,015 | 1,810,000 | 678,777 | 3,239,044 | 2,585,282 |
| 5 | 2月 Feb | 計油所者 製造・輸入業者 販売業者 | 7,145,151 | 1,309,848 | 1,305,672 | 1,223,016 | 435,670 | 1,190,450 | 1,122,870 |
| 6 | | | 5,289,594 | 1,020,137 | 1,010,779 | 586,544 | 239,886 | 1,287,282 | 824,981 |
| 7 | | | 2,482,045 | 810,898 | 803,564 | 440 | 3,221 | 761,312 | 637,431 |
| 8 | | | 15,029,185 | 3,085,121 | 3,064,366 | 2,207,725 | 692,196 | 3,095,621 | 2,476,611 |
| 9 | 3月 Mar | 計油所者 製造・輸入業者 販売業者 | 7,198,219 | 1,250,975 | 1,245,984 | 1,410,025 | 432,139 | 1,259,665 | 975,788 |
| 10 | | | 5,517,883 | 1,077,239 | 1,068,552 | 797,174 | 257,571 | 1,174,777 | 862,902 |
| 11 | | | 2,313,083 | 756,907 | 749,830 | 526 | 2,486 | 661,179 | 637,921 |
| 12 | | | 15,594,677 | 3,205,585 | 3,186,309 | 2,124,391 | 828,875 | 3,097,133 | 2,727,551 |
| 13 | 4月 Apr | 計油所者 製造・輸入業者 販売業者 | 7,861,998 | 1,316,419 | 1,312,029 | 1,432,408 | 564,151 | 1,333,488 | 1,160,476 |
| 14 | | | 5,437,134 | 1,086,491 | 1,078,011 | 691,554 | 261,561 | 1,189,619 | 909,556 |
| 15 | | | 2,295,545 | 802,675 | 796,269 | 429 | 3,163 | 574,026 | 657,519 |
| 16 | | | 15,591,096 | 3,202,667 | 3,182,790 | 2,126,099 | 830,856 | 3,154,175 | 2,661,960 |
| 17 | 5月 May | 計油所者 製造・輸入業者 販売業者 | 7,573,164 | 1,282,193 | 1,276,487 | 1,368,254 | 543,794 | 1,292,942 | 1,093,190 |
| 18 | | | 5,608,440 | 1,057,744 | 1,050,205 | 757,409 | 284,741 | 1,270,278 | 895,510 |
| 19 | | | 2,409,492 | 862,730 | 856,098 | 436 | 2,321 | 590,955 | 673,260 |
| 20 | | | 15,062,271 | 3,099,542 | 3,080,212 | 1,982,688 | 797,526 | 3,205,008 | 2,557,134 |
| 21 | 6月 Jun | 計油所者 製造・輸入業者 販売業者 | 7,191,731 | 1,229,152 | 1,224,788 | 1,286,945 | 518,637 | 1,293,951 | 1,072,147 |
| 22 | | | 5,533,192 | 1,050,596 | 1,042,352 | 695,242 | 275,452 | 1,337,098 | 823,618 |
| 23 | | | 2,337,348 | 819,794 | 813,072 | 501 | 3,437 | 573,959 | 661,369 |
| 24 | | | 14,987,089 | 2,943,451 | 2,924,229 | 1,953,604 | 865,543 | 3,619,952 | 2,501,662 |
| 25 | 7月 Jul | 計油所者 製造・輸入業者 販売業者 | 7,066,784 | 1,134,220 | 1,129,831 | 1,197,907 | 566,658 | 1,513,841 | 1,052,389 |
| 26 | | | 5,634,177 | 984,395 | 976,112 | 755,234 | 295,773 | 1,562,427 | 802,618 |
| 27 | | | 2,286,128 | 824,836 | 818,286 | 463 | 3,112 | 543,684 | 646,655 |
| 28 | | | 16,446,144 | 3,072,687 | 3,053,486 | 2,029,616 | 879,358 | 4,566,226 | 2,624,725 |
| 29 | 8月 Aug | 計油所者 製造・輸入業者 販売業者 | 8,163,187 | 1,206,379 | 1,201,607 | 1,260,956 | 603,149 | 2,160,225 | 1,157,445 |
| 30 | | | 5,928,642 | 1,008,578 | 1,000,743 | 768,296 | 273,081 | 1,863,351 | 797,731 |
| 31 | | | 2,354,315 | 857,730 | 851,136 | 364 | 3,128 | 542,650 | 669,549 |
| 32 | | | 16,982,944 | 3,021,477 | 3,001,154 | 1,912,724 | 955,011 | 5,072,574 | 2,546,688 |
| 33 | 9月 Sep | 計油所者 製造・輸入業者 販売業者 | 8,432,252 | 1,216,398 | 1,210,913 | 1,232,245 | 677,426 | 2,343,898 | 1,084,484 |
| 34 | | | 6,112,303 | 980,040 | 971,950 | 680,047 | 274,841 | 2,100,991 | 787,423 |
| 35 | | | 2,438,389 | 825,039 | 818,291 | 432 | 2,744 | 627,685 | 674,781 |
| 36 | | | 17,357,639 | 2,992,637 | 2,972,794 | 1,850,533 | 875,703 | 5,728,723 | 2,369,734 |
| 37 | 10月 Oct | 計油所者 製造・輸入業者 販売業者 | 8,551,936 | 1,154,694 | 1,150,486 | 1,151,531 | 582,329 | 2,743,532 | 909,336 |
| 38 | | | 6,387,954 | 1,003,511 | 994,169 | 698,474 | 290,128 | 2,351,723 | 800,732 |
| 39 | | | 2,417,749 | 834,432 | 828,139 | 528 | 3,246 | 633,468 | 659,666 |
| 40 | | | 17,054,624 | 3,087,455 | 3,066,906 | 1,782,643 | 867,581 | 5,452,213 | 2,418,963 |
| 41 | 11月 Nov | 計油所者 製造・輸入業者 販売業者 | 8,402,213 | 1,210,358 | 1,205,889 | 1,177,413 | 548,134 | 2,565,714 | 945,936 |
| 42 | | | 6,146,743 | 1,039,139 | 1,029,598 | 604,813 | 316,517 | 2,187,614 | 788,793 |
| 43 | | | 2,505,668 | 837,958 | 831,419 | 417 | 2,930 | 698,885 | 684,234 |
| 44 | | | 15,238,314 | 2,821,179 | 2,799,822 | 1,696,774 | 905,796 | 4,249,497 | 2,332,593 |
| 45 | 12月 Dec | 計油所者 製造・輸入業者 販売業者 | 7,107,073 | 1,063,773 | 1,058,606 | 1,091,913 | 583,830 | 1,719,834 | 875,753 |
| 46 | | | 5,512,902 | 894,343 | 884,427 | 604,377 | 318,642 | 1,777,592 | 737,115 |
| 47 | | | 2,618,339 | 863,063 | 856,789 | 484 | 3,324 | 752,071 | 719,725 |
| 48 | | | 平成 14 年 | 13,032,416 | 2,242,196 | 2,219,605 | 1,855,648 | 853,426 | 3,201,044 |
| 49 | 1月 Jan. '02 | 計油所者 製造・輸入業者 販売業者 | 7,459,740 | 1,210,569 | 1,197,956 | 1,189,367 | 554,581 | 1,604,625 | 1,049,252 |
| 50 | | | 5,572,676 | 1,031,627 | 1,021,649 | 666,281 | 298,845 | 1,596,419 | 813,754 |
| 51 | | | ... | ... | ... | ... | ... | ... | ... |
| 52 | | | 12,438,391 | 2,426,578 | 2,394,835 | 1,532,397 | 804,524 | 2,724,444 | 1,926,127 |
| 53 | 2月 Feb | 計油所者 製造・輸入業者 販売業者 | 6,934,175 | 1,333,608 | 1,319,574 | 1,029,088 | 496,689 | 1,249,663 | 1,085,331 |
| 54 | | | 5,504,216 | 1,092,970 | 1,075,261 | 503,309 | 307,835 | 1,474,781 | 840,796 |
| 55 | | | ... | ... | ... | ... | ... | ... | ... |
| 56 | | | 12,120,565 | 2,520,136 | 2,494,129 | 1,933,658 | 684,918 | 2,207,812 | 1,806,428 |
| 57 | 3月 Mar | 計油所者 製造・輸入業者 販売業者 | 6,808,926 | 1,455,272 | 1,442,672 | 1,242,757 | 417,071 | 1,003,450 | 977,291 |
| 58 | | | 5,311,639 | 1,064,864 | 1,051,457 | 690,901 | 267,847 | 1,204,362 | 829,137 |
| 59 | | | ... | ... | ... | ... | ... | ... | ... |
| 60 | | | ... | ... | ... | ... | ... | ... | ... |

注1：平成14年1月より、「石油製品販売業者月報」は廃止されました。

注2：平成14年1月以降の「C重油」は「B重油」を含む。

Monthly Inventory of Petroleum Products by Type of Business

(単位: kl, アスファルト以下は t /Unit : kl, from Asphalt onward is Ton)

| 重油 Fuel Oil Total | A Fuel Oil A | B Fuel Oil B | C Fuel Oil C | 潤滑油 | アスファルト | グリース | パラフィン | Inventory of by Type of Business | |
|-------------------------|-----------------|-----------------|-----------------|--------------------|---------|--------|--------------|-------------------------------------|----|
| | | | | Lubricating Oil | Asphalt | Grease | Paraffin Wax | | |
| 3,436,431 | 1,673,028 | 3,734 | 1,759,669 | 403,707 | 352,725 | 8,962 | 20,738 | T & I Jan. '01 | 1 |
| 1,881,257 | 638,477 | 3,225 | 1,239,555 | 173,657 | 269,643 | — | 10,578 | Refiners | 2 |
| 1,303,015 | 804,820 | 410 | 497,785 | 188,435 | 46,566 | 5,908 | 10,006 | M&I | 3 |
| 252,159 | 229,731 | 99 | 22,329 | 41,615 | 36,516 | 3,054 | 154 | W&R | 4 |
| 3,462,804 | 1,660,614 | 2,531 | 1,799,659 | 400,570 | 345,912 | 8,857 | 21,492 | T & I Feb | 5 |
| 1,863,297 | 610,168 | 2,072 | 1,251,057 | 177,034 | 258,886 | — | 10,945 | Refiners | 6 |
| 1,330,764 | 804,209 | 346 | 526,209 | 184,408 | 47,948 | 5,974 | 10,370 | M&I | 7 |
| 268,743 | 246,237 | 113 | 22,393 | 39,128 | 39,078 | 2,883 | 177 | W&R | 8 |
| 3,471,911 | 1,662,861 | 4,005 | 1,805,045 | 397,939 | 255,286 | 8,696 | 21,681 | T & I Jan Mar | 9 |
| 1,869,627 | 591,835 | 3,426 | 1,274,366 | 172,699 | 199,893 | — | 11,440 | Refiners | 10 |
| 1,348,220 | 839,199 | 475 | 508,546 | 181,544 | 32,025 | 5,764 | 10,060 | M&I | 11 |
| 254,064 | 231,827 | 104 | 22,133 | 43,696 | 23,368 | 2,932 | 181 | WAR | 12 |
| 3,611,142 | 1,782,644 | 3,346 | 1,825,152 | 390,840 | 251,732 | 8,606 | 21,805 | T & I Apr | 13 |
| 2,055,056 | 716,289 | 2,913 | 1,335,854 | 164,830 | 205,141 | — | 12,515 | Refiners | 14 |
| 1,298,353 | 836,813 | 339 | 461,201 | 183,715 | 40,884 | 5,553 | 9,083 | M&I | 15 |
| 257,733 | 229,542 | 94 | 28,097 | 42,295 | 5,707 | 3,053 | 207 | W&R | 16 |
| 3,615,339 | 1,752,333 | 3,426 | 1,859,580 | 385,634 | 244,920 | 8,654 | 17,718 | T & I May | 17 |
| 1,992,791 | 653,676 | 2,784 | 1,336,331 | 166,268 | 193,946 | — | 10,572 | Refiners | 18 |
| 1,342,758 | 850,171 | 571 | 492,016 | 185,046 | 45,626 | 5,724 | 6,962 | M&I | 19 |
| 279,790 | 248,486 | 71 | 31,233 | 34,320 | 5,348 | 2,930 | 184 | W&R | 20 |
| 3,420,373 | 1,672,820 | 3,126 | 1,744,427 | 389,770 | 246,928 | 8,650 | 17,251 | T & I Jun | 21 |
| 1,790,899 | 610,914 | 2,661 | 1,177,324 | 165,932 | 198,006 | — | 10,697 | Refiners | 22 |
| 1,351,186 | 813,315 | 410 | 537,461 | 186,531 | 42,242 | 5,797 | 6,404 | M&I | 23 |
| 278,288 | 248,591 | 55 | 29,642 | 37,307 | 6,680 | 2,853 | 150 | W&R | 24 |
| 3,102,877 | 1,565,638 | 3,255 | 1,533,984 | 384,463 | 261,479 | 9,204 | 16,957 | T & I Jul | 25 |
| 1,601,769 | 584,078 | 2,587 | 1,015,104 | 158,968 | 213,794 | — | 10,639 | Refiners | 26 |
| 1,233,730 | 744,947 | 589 | 488,194 | 187,705 | 42,645 | 5,680 | 6,160 | M&I | 27 |
| 267,378 | 236,613 | 79 | 30,686 | 37,790 | 5,040 | 3,524 | 158 | W&R | 28 |
| 3,273,532 | 1,624,831 | 3,265 | 1,645,436 | 384,843 | 275,815 | 8,920 | 17,406 | T & I Aug | 29 |
| 1,775,033 | 629,137 | 2,658 | 1,143,238 | 162,206 | 228,311 | — | 10,420 | Refiners | 30 |
| 1,217,605 | 745,638 | 516 | 471,451 | 181,063 | 40,950 | 5,552 | 6,836 | M&I | 31 |
| 280,894 | 250,056 | 91 | 30,747 | 41,574 | 6,554 | 3,368 | 150 | W&R | 32 |
| 3,474,470 | 1,745,522 | 3,336 | 1,725,612 | 378,420 | 266,006 | 8,703 | 17,064 | T & I Jan Sep | 33 |
| 1,877,801 | 715,081 | 2,861 | 1,159,859 | 160,258 | 211,314 | — | 10,644 | Refiners | 34 |
| 1,288,961 | 751,677 | 409 | 536,875 | 175,447 | 47,855 | 5,495 | 6,221 | M&I | 35 |
| 307,708 | 278,764 | 66 | 28,878 | 42,715 | 6,837 | 3,208 | 199 | W&R | 36 |
| 3,540,309 | 1,751,281 | 2,737 | 1,786,291 | 383,028 | 241,006 | 8,704 | 18,086 | T & I Oct | 37 |
| 2,010,514 | 692,824 | 2,121 | 1,315,569 | 162,386 | 193,473 | — | 11,847 | Refiners | 38 |
| 1,243,386 | 805,650 | 522 | 437,214 | 182,066 | 42,242 | 5,487 | 6,029 | M&I | 39 |
| 286,409 | 252,807 | 94 | 33,508 | 38,576 | 5,291 | 3,217 | 210 | W&R | 40 |
| 3,445,769 | 1,662,926 | 2,506 | 1,780,337 | 381,737 | 252,083 | 9,051 | 18,709 | T & I Nov | 41 |
| 1,954,658 | 642,987 | 1,933 | 1,309,738 | 160,483 | 209,206 | — | 11,463 | Refiners | 42 |
| 1,209,867 | 778,385 | 393 | 431,089 | 184,000 | 39,334 | 5,813 | 7,009 | M&I | 43 |
| 281,244 | 241,554 | 180 | 39,510 | 37,254 | 3,543 | 3,238 | 237 | W&R | 44 |
| 3,232,475 | 1,574,693 | 2,478 | 1,655,304 | 384,930 | 260,689 | 9,227 | 17,521 | T & I Dec | 45 |
| 1,771,970 | 602,541 | 2,148 | 1,167,281 | 156,486 | 224,023 | — | 10,787 | Refiners | 46 |
| 1,180,833 | 725,708 | 287 | 454,838 | 185,908 | 33,594 | 5,990 | 6,501 | M&I | 47 |
| 279,672 | 246,444 | 43 | 33,185 | 42,536 | 3,072 | 3,237 | 233 | W&R | 48 |
| 3,017,096 | 1,296,229 | ... | 1,720,867 | 335,164 | 262,987 | 5,854 | 16,234 | T & I Jan. '02 | 49 |
| 1,851,346 | 592,537 | ... | 1,258,809 | 146,513 | 221,943 | — | 10,323 | Refiners | 50 |
| 1,165,750 | 703,692 | ... | 462,058 | 188,651 | 41,044 | 5,854 | 5,911 | M&I | 51 |
| ... | ... | ... | ... | ... | ... | ... | ... | W&R | 52 |
| 3,024,321 | 1,386,717 | ... | 1,637,604 | 335,462 | 272,866 | 5,971 | 17,887 | T & I Feb | 53 |
| 1,739,796 | 558,663 | ... | 1,181,133 | 150,386 | 232,813 | — | 10,960 | Refiners | 54 |
| 1,284,525 | 828,054 | ... | 456,471 | 185,076 | 40,053 | 5,971 | 6,927 | M&I | 55 |
| ... | ... | ... | ... | ... | ... | ... | ... | W&R | 56 |
| 2,967,613 | 1,354,022 | ... | 1,613,591 | 332,923 | 213,528 | 5,557 | 17,976 | T & I Mar | 57 |
| 1,713,085 | 571,129 | ... | 1,141,956 | 151,494 | 181,032 | — | 10,174 | Refiners | 58 |
| 1,254,528 | 782,893 | ... | 471,635 | 181,429 | 32,496 | 5,557 | 7,802 | M&I | 59 |
| ... | ... | ... | ... | ... | ... | ... | ... | W&R | 60 |

Note 1 : "Monthly of Petroleum Products Retailers statistics" was abolished from January 2002.

Note 2 : "Fuel Oil C" included "Fuel Oil B" from January 2002.

7. 石油製品製造業者・輸入業者月別国内向け販売

| 区 分 | | 燃料油 Petroleum Products Total | ガソリン | ナフサ | ジェット燃料油 | 灯 油 | 軽 油 | |
|-----|---------------|---------------------------------------|-------------|------------|------------|-----------|------------|------------|
| | | | Gasoline | Naphtha | Jet Fuel | Kerosene | Gas Oil | |
| 1 | 平成13年 | 計 | 276,529,510 | 65,801,304 | 48,242,746 | 5,204,132 | 38,505,086 | 46,793,755 |
| 2 | | 消費者向 | 85,986,077 | 2,121,778 | 48,038,396 | 4,989,100 | 3,293,847 | 3,641,987 |
| 3 | | 販売業者向 | 190,543,433 | 63,679,526 | 204,350 | 215,032 | 35,211,239 | 43,151,768 |
| 4 | 13年度 | 計 | 271,315,928 | 66,083,454 | 47,177,103 | 5,185,053 | 36,738,153 | 46,487,389 |
| 5 | | 消費者向 | 134,787,897 | 17,094,673 | 47,077,084 | 5,034,352 | 16,310,166 | 13,669,382 |
| 6 | | 販売業者向 | 136,528,031 | 48,988,781 | 100,019 | 150,701 | 20,427,987 | 32,818,007 |
| 7 | 平成13年 1~3月 | 計 | 77,487,219 | 15,222,801 | 12,884,951 | 1,339,870 | 15,923,872 | 11,181,086 |
| 8 | | 消費者向 | 23,471,817 | 532,056 | 12,780,620 | 1,275,539 | 1,140,620 | 847,325 |
| 9 | | 販売業者向 | 54,015,402 | 14,690,745 | 104,331 | 64,331 | 14,783,252 | 10,333,761 |
| 10 | 4~6 | 計 | 62,048,302 | 16,014,388 | 11,532,566 | 1,222,997 | 5,571,616 | 11,456,718 |
| 11 | | 消費者向 | 19,933,225 | 469,591 | 11,497,028 | 1,175,487 | 534,950 | 860,926 |
| 12 | | 販売業者向 | 42,115,077 | 15,544,797 | 35,538 | 47,510 | 5,036,666 | 10,595,792 |
| 13 | 7~9 | 計 | 64,695,730 | 17,642,190 | 11,761,389 | 1,339,524 | 4,908,558 | 11,885,390 |
| 14 | | 消費者向 | 21,409,747 | 549,493 | 11,730,884 | 1,288,041 | 610,049 | 938,305 |
| 15 | | 販売業者向 | 43,285,983 | 17,092,697 | 30,505 | 51,483 | 4,298,509 | 10,947,085 |
| 16 | 10~12 | 計 | 72,298,259 | 16,921,925 | 12,063,840 | 1,301,741 | 12,101,040 | 12,270,561 |
| 17 | | 消費者向 | 21,171,288 | 570,638 | 12,029,864 | 1,250,033 | 1,008,228 | 995,431 |
| 18 | | 販売業者向 | 51,126,971 | 16,351,287 | 33,976 | 51,708 | 11,092,812 | 11,275,130 |
| 19 | 平成14年 1~3月 | 計 | 72,273,637 | 15,504,951 | 11,819,308 | 1,320,791 | 14,156,939 | 10,874,720 |
| 20 | | 消費者向 | 72,273,637 | 15,504,951 | 11,819,308 | 1,320,791 | 14,156,939 | 10,874,720 |
| 21 | | 販売業者向 | ... | ... | ... | ... | ... | ... |
| 22 | 平成13年 1月 | 計 | 26,375,259 | 4,864,839 | 4,435,855 | 405,990 | 6,167,675 | 3,347,735 |
| 23 | | 消費者向 | 8,124,693 | 147,263 | 4,411,382 | 372,095 | 409,675 | 250,141 |
| 24 | | 販売業者向 | 18,250,566 | 4,717,576 | 24,473 | 33,895 | 5,758,000 | 3,097,594 |
| 25 | 2 | 計 | 25,557,024 | 4,873,816 | 4,114,035 | 388,446 | 5,535,381 | 3,666,889 |
| 26 | | 消費者向 | 7,530,023 | 168,983 | 4,062,971 | 373,221 | 389,900 | 270,462 |
| 27 | | 販売業者向 | 18,027,001 | 4,704,833 | 51,064 | 15,225 | 5,145,481 | 3,396,427 |
| 28 | 3 | 計 | 25,554,936 | 5,484,146 | 4,335,061 | 545,434 | 4,220,816 | 4,166,462 |
| 29 | | 消費者向 | 7,817,101 | 215,810 | 4,306,267 | 530,223 | 341,045 | 326,722 |
| 30 | | 販売業者向 | 17,737,835 | 5,268,336 | 28,794 | 15,211 | 3,879,771 | 3,839,740 |
| 31 | 4 | 計 | 21,023,421 | 5,189,393 | 3,944,388 | 358,020 | 2,205,731 | 3,771,932 |
| 32 | | 消費者向 | 6,735,208 | 152,407 | 3,932,083 | 342,512 | 193,671 | 267,721 |
| 33 | | 販売業者向 | 14,288,213 | 5,036,986 | 12,305 | 15,508 | 2,012,060 | 3,504,211 |
| 34 | 5 | 計 | 21,119,457 | 5,548,826 | 3,995,192 | 398,433 | 1,825,246 | 3,897,347 |
| 35 | | 消費者向 | 6,777,497 | 168,583 | 3,983,552 | 382,879 | 167,211 | 303,483 |
| 36 | | 販売業者向 | 14,341,960 | 5,380,243 | 11,640 | 15,554 | 1,658,035 | 3,593,864 |
| 37 | 6 | 計 | 19,905,424 | 5,276,169 | 3,592,986 | 466,544 | 1,540,639 | 3,787,439 |
| 38 | | 消費者向 | 6,420,520 | 148,601 | 3,581,393 | 450,096 | 174,068 | 289,722 |
| 39 | | 販売業者向 | 13,484,904 | 5,127,568 | 11,593 | 16,448 | 1,366,571 | 3,497,717 |
| 40 | 7 | 計 | 21,768,440 | 6,019,779 | 3,560,419 | 423,013 | 1,490,800 | 4,088,031 |
| 41 | | 消費者向 | 7,108,096 | 169,603 | 3,549,967 | 404,857 | 204,063 | 293,252 |
| 42 | | 販売業者向 | 14,660,344 | 5,850,176 | 10,452 | 18,156 | 1,286,737 | 3,794,779 |
| 43 | 8 | 計 | 21,877,881 | 6,236,523 | 4,037,568 | 485,115 | 1,431,029 | 3,952,710 |
| 44 | | 消費者向 | 7,327,674 | 196,022 | 4,027,990 | 468,226 | 185,081 | 316,014 |
| 45 | | 販売業者向 | 14,550,207 | 6,040,501 | 9,578 | 16,889 | 1,245,948 | 3,636,696 |
| 46 | 9 | 計 | 21,049,409 | 5,385,888 | 4,163,402 | 431,396 | 1,986,729 | 3,844,649 |
| 47 | | 消費者向 | 6,973,977 | 183,868 | 4,152,927 | 414,958 | 220,905 | 329,039 |
| 48 | | 販売業者向 | 14,075,432 | 5,202,020 | 10,475 | 16,438 | 1,765,824 | 3,515,610 |
| 49 | 10 | 計 | 21,289,170 | 5,475,889 | 4,024,446 | 419,820 | 2,140,246 | 3,972,515 |
| 50 | | 消費者向 | 6,791,689 | 177,926 | 4,014,620 | 403,488 | 228,150 | 323,307 |
| 51 | | 販売業者向 | 14,497,481 | 5,297,963 | 9,826 | 16,332 | 1,912,096 | 3,649,208 |
| 52 | 11 | 計 | 23,407,801 | 5,413,520 | 3,962,041 | 449,134 | 3,807,070 | 4,084,887 |
| 53 | | 消費者向 | 6,891,324 | 183,985 | 3,950,132 | 431,001 | 311,775 | 324,797 |
| 54 | | 販売業者向 | 16,516,477 | 5,229,535 | 11,909 | 18,133 | 3,495,295 | 3,760,090 |
| 55 | 12 | 計 | 27,601,288 | 6,032,516 | 4,077,353 | 432,787 | 6,153,724 | 4,213,159 |
| 56 | | 消費者向 | 7,488,275 | 208,727 | 4,065,112 | 415,544 | 468,303 | 347,327 |
| 57 | | 販売業者向 | 20,113,013 | 5,823,789 | 12,241 | 17,243 | 5,685,421 | 3,865,832 |
| 58 | 平成14年 1月 | 計 | 24,930,416 | 5,048,721 | 4,281,003 | 403,864 | 5,563,574 | 3,351,187 |
| 59 | | 消費者向 | 24,930,416 | 5,048,721 | 4,281,003 | 403,864 | 5,563,574 | 3,351,187 |
| 60 | | 販売業者向 | ... | ... | ... | ... | ... | ... |
| 61 | 2 | 計 | 23,593,072 | 4,823,279 | 3,943,407 | 402,306 | 4,627,062 | 3,485,512 |
| 62 | | 消費者向 | 23,593,072 | 4,823,279 | 3,943,407 | 402,306 | 4,627,062 | 3,485,512 |
| 63 | | 販売業者向 | ... | ... | ... | ... | ... | ... |
| 64 | 3 | 計 | 23,750,149 | 5,632,951 | 3,594,898 | 514,621 | 3,966,303 | 4,038,021 |
| 65 | | 消費者向 | 23,750,149 | 5,632,951 | 3,594,898 | 514,621 | 3,966,303 | 4,038,021 |
| 66 | | 販売業者向 | ... | ... | ... | ... | ... | ... |

注1：平成14年1月以降の「C重油」は「B重油」を含む。
 注2：平成14年1月分から、「消費者向販売」と「販売業者向販売」を統合しました。

Monthly Domestic Sales to Industry and Retailer of Petroleum Products by Manufactures and Importers

(単位: kl、アスファルト以下は t/Unit: kl, from Asphalt onward is Ton)

| 重油 Fuel Oil Total | Fuel Oil | | | 潤滑油 Lubricating Oil | アスファルト Asphalt | グリース Grease | パラフィン Paraffin Wax | Sales Category of a period | |
|-------------------------|-----------------|-----------------|-----------------|---------------------------|-------------------|----------------|-----------------------|-------------------------------|----|
| | A Fuel Oil A | B Fuel Oil B | C Fuel Oil C | | | | | | |
| 71,982,487 | 38,530,686 | 60,591 | 33,391,210 | 2,973,909 | 4,993,037 | 73,628 | 62,075 | TSOP C.Y. 2001 | 1 |
| 23,900,969 | 5,317,607 | 12,403 | 18,570,959 | 1,211,633 | 1,054,768 | 24,966 | 2,794 | Industry | 2 |
| 48,081,518 | 33,213,079 | 48,188 | 14,820,251 | 1,762,276 | 3,938,269 | 48,662 | 59,281 | Retailer | 3 |
| 69,644,776 | 37,908,077 | 39,296 | 31,697,403 | 2,954,386 | 4,934,822 | 72,583 | 61,074 | TSOP F.Y. 2001 | 4 |
| 35,602,240 | 14,649,269 | 9,404 | 20,943,567 | 1,631,270 | 2,132,847 | 35,837 | 16,532 | Industry | 5 |
| 34,042,536 | 23,258,808 | 29,892 | 10,753,836 | 1,323,116 | 2,801,975 | 36,746 | 44,542 | Retailer | 6 |
| 20,934,639 | 11,570,987 | 21,295 | 9,342,357 | 740,720 | 1,416,950 | 18,080 | 15,253 | TSOP Q1. 2001 | 7 |
| 6,895,657 | 1,616,716 | 2,999 | 5,275,942 | 301,560 | 280,656 | 6,164 | 514 | Industry | 8 |
| 14,038,982 | 9,954,271 | 18,296 | 4,066,415 | 439,160 | 1,136,294 | 11,916 | 14,739 | Retailer | 9 |
| 16,250,017 | 8,470,521 | 12,560 | 7,766,936 | 733,869 | 1,052,089 | 18,764 | 15,391 | TSOP Q2 | 10 |
| 5,395,243 | 1,148,629 | 2,884 | 4,243,730 | 298,817 | 242,565 | 6,353 | 713 | Industry | 11 |
| 10,854,774 | 7,321,892 | 9,676 | 3,523,206 | 435,052 | 809,524 | 12,411 | 14,678 | Retailer | 12 |
| 17,158,679 | 8,326,443 | 12,901 | 8,819,335 | 727,235 | 1,135,018 | 17,828 | 15,374 | TSOP Q3 | 13 |
| 6,292,975 | 1,127,030 | 3,185 | 5,162,760 | 296,856 | 269,564 | 6,090 | 805 | Industry | 14 |
| 10,865,704 | 7,199,413 | 9,716 | 3,656,575 | 430,379 | 865,454 | 11,738 | 14,569 | Retailer | 15 |
| 17,639,152 | 10,162,735 | 13,835 | 7,462,582 | 772,085 | 1,388,980 | 18,956 | 16,057 | TSOP Q4 | 16 |
| 5,317,094 | 1,425,232 | 3,335 | 3,888,527 | 314,400 | 261,983 | 6,359 | 762 | Industry | 17 |
| 12,322,058 | 8,737,503 | 10,500 | 3,574,055 | 457,685 | 1,126,997 | 12,597 | 15,295 | Retailer | 18 |
| 18,596,928 | 10,948,378 | ... | 7,648,550 | 721,197 | 1,358,735 | 17,035 | 14,252 | TSOP Q1 2002 | 19 |
| 18,596,928 | 10,948,378 | ... | 7,648,550 | 721,197 | 1,358,735 | 17,035 | 14,252 | Industry | 20 |
| ... | ... | ... | ... | ... | ... | ... | ... | Retailer | 21 |
| 7,153,165 | 3,833,046 | 10,844 | 3,309,275 | 217,557 | 293,067 | 5,290 | 4,922 | TSOP Jan, 2001 | 22 |
| 2,534,137 | 549,206 | 827 | 1,984,104 | 90,135 | 73,119 | 1,916 | 176 | Industry | 23 |
| 4,619,028 | 3,283,840 | 10,017 | 1,325,171 | 127,422 | 219,948 | 3,374 | 4,746 | Retailer | 24 |
| 6,978,457 | 3,954,746 | 5,121 | 3,018,590 | 245,701 | 430,722 | 6,053 | 5,091 | TSOP Feb | 25 |
| 2,264,486 | 544,620 | 1,226 | 1,718,640 | 102,083 | 91,788 | 2,029 | 177 | Industry | 26 |
| 4,713,971 | 3,410,126 | 3,895 | 1,299,950 | 143,618 | 338,934 | 4,024 | 4,914 | Retailer | 27 |
| 6,803,017 | 3,783,195 | 5,330 | 3,014,492 | 277,462 | 693,161 | 6,737 | 5,240 | TSOP Mar | 28 |
| 2,097,034 | 522,890 | 946 | 1,573,198 | 109,342 | 115,749 | 2,219 | 161 | Industry | 29 |
| 4,705,983 | 3,260,305 | 4,384 | 1,441,294 | 168,120 | 577,412 | 4,518 | 5,079 | Retailer | 30 |
| 5,553,957 | 2,948,906 | 4,776 | 2,600,275 | 254,003 | 400,443 | 6,500 | 5,214 | TSOP Apr | 31 |
| 1,846,814 | 390,984 | 818 | 1,455,012 | 101,067 | 93,872 | 2,189 | 270 | Industry | 32 |
| 3,707,143 | 2,557,922 | 3,958 | 1,145,263 | 152,936 | 306,571 | 4,311 | 4,944 | Retailer | 33 |
| 5,454,413 | 2,869,946 | 3,671 | 2,580,796 | 234,155 | 306,335 | 5,947 | 4,860 | TSOP May | 34 |
| 1,771,789 | 379,791 | 822 | 1,391,176 | 95,969 | 75,661 | 2,007 | 206 | Industry | 35 |
| 3,682,624 | 2,490,155 | 2,849 | 1,189,620 | 138,186 | 230,674 | 3,940 | 4,654 | Retailer | 36 |
| 5,241,647 | 2,651,669 | 4,113 | 2,585,865 | 245,711 | 345,311 | 6,317 | 5,317 | TSOP Jun | 37 |
| 1,776,640 | 377,854 | 1,244 | 1,397,542 | 101,781 | 73,032 | 2,157 | 237 | Industry | 38 |
| 3,465,007 | 2,273,815 | 2,869 | 1,188,323 | 143,930 | 272,279 | 4,160 | 5,080 | Retailer | 39 |
| 6,186,398 | 2,843,977 | 4,471 | 3,337,950 | 246,114 | 381,361 | 6,238 | 5,423 | TSOP Jul | 40 |
| 2,486,354 | 383,976 | 1,209 | 2,101,169 | 103,110 | 85,676 | 2,198 | 218 | Industry | 41 |
| 3,700,044 | 2,460,001 | 3,262 | 1,236,781 | 143,004 | 295,685 | 4,040 | 5,205 | Retailer | 42 |
| 5,734,936 | 2,729,139 | 4,116 | 3,001,681 | 232,463 | 360,691 | 5,548 | 4,636 | TSOP Aug | 43 |
| 2,134,341 | 368,494 | 896 | 1,764,951 | 91,515 | 92,232 | 1,850 | 316 | Industry | 44 |
| 3,600,595 | 2,360,645 | 3,220 | 1,236,730 | 140,948 | 268,459 | 3,698 | 4,320 | Retailer | 45 |
| 5,237,345 | 2,753,327 | 4,314 | 2,479,704 | 248,658 | 392,966 | 6,042 | 5,315 | TSOP Sep | 46 |
| 1,672,280 | 374,560 | 1,080 | 1,296,640 | 102,231 | 91,656 | 2,042 | 271 | Industry | 47 |
| 3,565,065 | 2,378,767 | 3,234 | 1,183,064 | 146,427 | 301,310 | 4,000 | 5,044 | Retailer | 48 |
| 5,256,254 | 2,851,781 | 4,411 | 2,400,062 | 261,520 | 420,716 | 6,714 | 5,689 | TSOP Oct | 49 |
| 1,644,198 | 396,294 | 1,000 | 1,246,904 | 108,919 | 78,261 | 2,240 | 223 | Industry | 50 |
| 3,612,056 | 2,455,487 | 3,411 | 1,153,158 | 152,601 | 342,455 | 4,474 | 5,466 | Retailer | 51 |
| 5,691,149 | 3,290,958 | 4,821 | 2,395,370 | 259,789 | 497,463 | 6,343 | 5,274 | TSOP Nov | 52 |
| 1,689,634 | 459,353 | 1,118 | 1,229,163 | 107,900 | 92,979 | 2,115 | 254 | Industry | 53 |
| 4,001,515 | 2,831,605 | 3,703 | 1,166,207 | 151,889 | 404,484 | 4,228 | 5,020 | Retailer | 54 |
| 6,691,749 | 4,019,996 | 4,603 | 2,667,150 | 250,776 | 470,801 | 5,899 | 5,094 | TSOP Dec | 55 |
| 1,983,262 | 569,585 | 1,217 | 1,412,460 | 97,581 | 90,743 | 2,004 | 285 | Industry | 56 |
| 4,708,487 | 3,450,411 | 3,386 | 1,254,690 | 153,195 | 380,058 | 3,895 | 4,809 | Retailer | 57 |
| 6,282,067 | 3,731,670 | ... | 2,550,397 | 220,762 | 316,580 | 4,892 | 4,536 | TSOP Jan 2002 | 58 |
| 6,282,067 | 3,731,670 | ... | 2,550,397 | 220,762 | 316,580 | 4,892 | 4,536 | Industry | 59 |
| ... | ... | ... | ... | ... | ... | ... | ... | Retailer | 60 |
| 6,311,506 | 3,652,732 | ... | 2,658,774 | 237,323 | 412,310 | 5,895 | 4,607 | TSOP Feb | 61 |
| 6,311,506 | 3,652,732 | ... | 2,658,774 | 237,323 | 412,310 | 5,895 | 4,607 | Industry | 62 |
| ... | ... | ... | ... | ... | ... | ... | ... | Retailer | 63 |
| 6,003,355 | 3,563,976 | ... | 2,439,379 | 263,112 | 629,845 | 6,248 | 5,109 | TSOP Mar | 64 |
| 6,003,355 | 3,563,976 | ... | 2,439,379 | 263,112 | 629,845 | 6,248 | 5,109 | Industry | 65 |
| ... | ... | ... | ... | ... | ... | ... | ... | Retailer | 66 |

Note 1: "Fuel Oil C" included "Fuel Oil B" from January 2002.

Note 2: "Sales to consumers" and "Sales to Wholesales and Retailers" were unified as "Sales to Consumers,Wholesales and Retailers" form January 2002.

8. 石油製品販売業者月別受入・消費者向販売/

| | 区 分 | 燃 料 油 | ガソリン | ナ フ サ | ジェット燃料油 | 灯 油 | 軽 油 | |
|----|--------|-----------------------------|-------------|------------|------------|----------|------------|------------|
| | | Petroleum Products Total | Gasoline | Naphtha | Jet Fuel | Kerosene | Gas Oil | |
| 1 | 平成13年 | 受 入 | 230,163,560 | 78,217,509 | 1,584,233 | 230,306 | 45,533,585 | 53,120,047 |
| 2 | | 消費者販売 | 155,769,116 | 56,559,467 | 204,464 | 217,062 | 26,573,372 | 37,532,390 |
| 3 | 平成13年度 | 受 入 | ... | ... | ... | ... | ... | ... |
| 4 | | 消費者販売 | ... | ... | ... | ... | ... | ... |
| 5 | 平成13年 | 受 入 | 66,060,612 | 17,931,508 | 642,876 | 78,161 | 19,827,279 | 12,777,136 |
| 6 | | 1～3月 | 消費者販売 | 44,219,667 | 13,177,785 | 104,406 | 67,195 | 11,807,407 |
| 7 | 4～6 | 受 入 | 49,586,214 | 19,075,086 | 390,272 | 48,060 | 6,059,727 | 12,713,478 |
| 8 | | 消費者販売 | 34,233,385 | 13,695,217 | 35,562 | 46,562 | 3,701,562 | 9,028,296 |
| 9 | 7～9 | 受 入 | 51,463,980 | 21,095,248 | 280,871 | 51,858 | 4,722,140 | 13,598,602 |
| 10 | | 消費者販売 | 35,573,004 | 15,293,852 | 30,575 | 52,176 | 2,744,711 | 9,570,371 |
| 11 | 10～12 | 受 入 | 63,052,754 | 20,115,667 | 270,214 | 52,227 | 14,924,439 | 14,030,831 |
| 12 | | 消費者販売 | 41,743,060 | 14,392,613 | 33,921 | 51,129 | 8,319,692 | 9,780,624 |
| 13 | 平成14年 | 受 入 | ... | ... | ... | ... | ... | ... |
| 14 | | 1～3月 | 消費者販売 | ... | ... | ... | ... | ... |
| 15 | 平成13年 | 受 入 | 22,561,034 | 5,786,446 | 93,538 | 40,597 | 7,706,454 | 3,826,133 |
| 16 | | 1月 | 消費者販売 | 14,943,569 | 4,274,157 | 24,522 | 36,285 | 4,468,834 |
| 17 | 2 | 受 入 | 22,073,646 | 5,758,136 | 391,163 | 18,604 | 6,814,501 | 4,210,256 |
| 18 | | 消費者販売 | 14,589,462 | 4,187,577 | 51,175 | 14,962 | 4,071,061 | 2,990,933 |
| 19 | 3 | 受 入 | 21,425,932 | 6,386,926 | 158,175 | 18,960 | 5,306,324 | 4,740,747 |
| 20 | | 消費者販売 | 14,686,636 | 4,716,051 | 28,709 | 15,948 | 3,267,512 | 3,386,417 |
| 21 | 4 | 受 入 | 16,855,513 | 6,190,685 | 70,773 | 15,655 | 2,495,792 | 4,250,408 |
| 22 | | 消費者販売 | 11,722,705 | 4,448,004 | 12,402 | 14,832 | 1,575,377 | 3,031,455 |
| 23 | 5 | 受 入 | 16,640,565 | 6,595,149 | 170,595 | 15,762 | 1,966,721 | 4,136,460 |
| 24 | | 消費者販売 | 11,332,211 | 4,666,801 | 11,632 | 16,398 | 1,158,725 | 2,944,206 |
| 25 | 6 | 受 入 | 16,090,136 | 6,289,252 | 148,904 | 16,643 | 1,597,214 | 4,326,610 |
| 26 | | 消費者販売 | 11,178,469 | 4,580,412 | 11,528 | 15,332 | 967,460 | 3,052,635 |
| 27 | 7 | 受 入 | 17,617,688 | 7,260,525 | 66,790 | 18,328 | 1,424,318 | 4,743,823 |
| 28 | | 消費者販売 | 12,190,244 | 5,262,629 | 10,490 | 18,481 | 876,114 | 3,320,110 |
| 29 | 8 | 受 入 | 17,280,950 | 7,479,518 | 67,987 | 16,966 | 1,368,454 | 4,485,534 |
| 30 | | 消費者販売 | 12,013,505 | 5,389,930 | 9,678 | 16,873 | 825,767 | 3,165,463 |
| 31 | 9 | 受 入 | 16,565,342 | 6,355,205 | 146,094 | 16,564 | 1,929,368 | 4,369,245 |
| 32 | | 消費者販売 | 11,369,255 | 4,641,293 | 10,407 | 16,822 | 1,042,830 | 3,084,798 |
| 33 | 10 | 受 入 | 17,510,451 | 6,455,932 | 46,002 | 16,550 | 2,395,276 | 4,558,473 |
| 34 | | 消費者販売 | 12,025,555 | 4,646,233 | 9,730 | 15,830 | 1,377,850 | 3,221,054 |
| 35 | 11 | 受 入 | 20,307,199 | 6,431,971 | 117,355 | 18,279 | 4,596,873 | 4,652,623 |
| 36 | | 消費者販売 | 13,398,750 | 4,614,433 | 12,019 | 18,448 | 2,514,998 | 3,228,552 |
| 37 | 12 | 受 入 | 25,235,104 | 7,227,764 | 106,857 | 17,398 | 7,932,290 | 4,819,735 |
| 38 | | 消費者販売 | 16,318,755 | 5,131,947 | 12,172 | 16,851 | 4,426,844 | 3,331,018 |
| 39 | 平成14年 | 受 入 | ... | ... | ... | ... | ... | ... |
| 40 | | 1月 | 消費者販売 | ... | ... | ... | ... | ... |
| 41 | 2 | 受 入 | ... | ... | ... | ... | ... | ... |
| 42 | | 消費者販売 | ... | ... | ... | ... | ... | ... |
| 43 | 3 | 受 入 | ... | ... | ... | ... | ... | ... |
| 44 | | 消費者販売 | ... | ... | ... | ... | ... | ... |

注：平成14年1月以降調査中止のため年度数値は不明。

Petroleum products retailers' monthly receipt and sales to consumers

(単位：kl、アスファルト以下はt/Unit：kl, from Asphalt onward is Ton)

| 重油 Fuel Oil Total | Fuel Oil | | | 潤滑油 Lubricating Oil | アスファルト Asphalt | グリース Grease | パラフィン Paraffin Wax | Division | | |
|-------------------------|-----------------|-----------------|-----------------|---------------------------|-------------------|----------------|-----------------------|--------------------|----------|----|
| | A Fuel Oil A | B Fuel Oil B | C Fuel Oil C | | | | | | | |
| 51,477,880 | 36,723,451 | 22,356 | 14,732,073 | 1,286,103 | 4,750,231 | 77,122 | 54,692 | Receipt | C.Y.2001 | 1 |
| 34,682,361 | 24,312,097 | 16,162 | 10,354,102 | 877,315 | 3,733,746 | 28,273 | 53,152 | Sales to consumers | | 2 |
| ... | ... | ... | ... | ... | ... | ... | ... | Receipt | F.Y.2001 | 3 |
| ... | ... | ... | ... | ... | ... | ... | ... | Sales to consumers | | 4 |
| 14,803,652 | 10,933,011 | 6,342 | 3,864,299 | 322,236 | 1,776,028 | 18,177 | 12,995 | Receipt | Q1 2001 | 5 |
| 9,909,775 | 7,260,492 | 4,515 | 2,644,768 | 219,956 | 1,101,747 | 6,758 | 12,699 | Sales to consumers | | 6 |
| 11,299,591 | 8,046,402 | 4,677 | 3,248,512 | 294,298 | 836,351 | 18,429 | 13,702 | Receipt | Q2 | 7 |
| 7,726,186 | 5,330,493 | 3,467 | 2,392,226 | 205,860 | 763,453 | 6,915 | 13,436 | Sales to consumers | | 8 |
| 11,715,261 | 7,976,864 | 4,274 | 3,734,123 | 332,436 | 907,210 | 20,458 | 14,017 | Receipt | Q3 | 9 |
| 7,881,319 | 5,270,868 | 3,071 | 2,607,380 | 222,679 | 807,745 | 7,365 | 13,543 | Sales to consumers | | 10 |
| 13,659,376 | 9,767,174 | 7,063 | 3,885,139 | 337,133 | 1,230,642 | 20,058 | 13,978 | Receipt | Q4 | 11 |
| 9,165,081 | 6,450,244 | 5,109 | 2,709,728 | 228,821 | 1,060,801 | 7,234 | 13,474 | Sales to consumers | | 12 |
| ... | ... | ... | ... | ... | ... | ... | ... | Receipt | Q1 2002 | 13 |
| ... | ... | ... | ... | ... | ... | ... | ... | Sales to consumers | | 14 |
| 5,107,866 | 3,672,883 | 2,193 | 1,432,790 | 90,757 | 293,354 | 5,846 | 4,668 | Receipt | Jan.2001 | 15 |
| 3,364,022 | 2,435,523 | 1,602 | 926,897 | 65,938 | 209,893 | 2,117 | 4,579 | Sales to consumers | | 16 |
| 4,880,986 | 3,656,898 | 2,227 | 1,221,861 | 96,732 | 527,775 | 5,820 | 4,171 | Receipt | Feb. | 17 |
| 3,273,754 | 2,417,178 | 1,535 | 855,041 | 67,815 | 335,269 | 2,337 | 4,072 | Sales to consumers | | 18 |
| 4,814,800 | 3,603,230 | 1,922 | 1,209,648 | 134,747 | 954,899 | 6,511 | 4,156 | Receipt | Mar. | 19 |
| 3,271,999 | 2,407,791 | 1,378 | 862,830 | 86,203 | 556,585 | 2,303 | 4,048 | Sales to consumers | | 20 |
| 3,832,200 | 2,772,070 | 2,020 | 1,058,110 | 110,617 | 304,016 | 6,550 | 4,897 | Receipt | Apr. | 21 |
| 2,640,635 | 1,855,816 | 1,492 | 783,327 | 75,955 | 288,302 | 2,345 | 4,746 | Sales to consumers | | 22 |
| 3,755,878 | 2,690,163 | 1,473 | 1,064,242 | 82,929 | 235,423 | 6,168 | 4,439 | Receipt | May | 23 |
| 2,534,449 | 1,747,077 | 1,077 | 786,295 | 61,387 | 214,798 | 2,326 | 4,371 | Sales to consumers | | 24 |
| 3,711,513 | 2,584,169 | 1,184 | 1,126,160 | 100,752 | 296,912 | 5,711 | 4,366 | Receipt | Jun. | 25 |
| 2,551,102 | 1,727,600 | 898 | 822,604 | 68,517 | 260,353 | 2,244 | 4,319 | Sales to consumers | | 26 |
| 4,103,904 | 2,773,412 | 1,653 | 1,328,839 | 104,487 | 298,471 | 7,577 | 5,641 | Receipt | Jul. | 27 |
| 2,702,420 | 1,823,530 | 1,125 | 877,765 | 73,265 | 275,457 | 2,652 | 5,467 | Sales to consumers | | 28 |
| 3,862,491 | 2,579,727 | 1,595 | 1,281,169 | 114,850 | 283,956 | 6,538 | 3,922 | Receipt | Aug. | 29 |
| 2,605,794 | 1,708,981 | 1,209 | 895,604 | 74,836 | 251,680 | 2,360 | 3,853 | Sales to consumers | | 30 |
| 3,748,866 | 2,623,725 | 1,026 | 1,124,115 | 113,099 | 324,783 | 6,343 | 4,454 | Receipt | Sep. | 31 |
| 2,573,105 | 1,738,357 | 737 | 834,011 | 74,578 | 280,608 | 2,353 | 4,223 | Sales to consumers | | 32 |
| 4,038,218 | 2,755,725 | 2,573 | 1,279,920 | 107,861 | 374,818 | 7,183 | 5,211 | Receipt | Oct. | 33 |
| 2,754,858 | 1,844,612 | 1,955 | 908,291 | 77,731 | 328,890 | 2,657 | 5,038 | Sales to consumers | | 34 |
| 4,490,098 | 3,188,562 | 3,208 | 1,298,328 | 110,506 | 450,968 | 6,938 | 4,389 | Receipt | Nov. | 35 |
| 3,010,300 | 2,102,311 | 2,053 | 905,936 | 75,273 | 383,824 | 2,402 | 4,215 | Sales to consumers | | 36 |
| 5,131,060 | 3,822,887 | 1,282 | 1,306,891 | 118,766 | 404,856 | 5,936 | 4,378 | Receipt | Dec. | 37 |
| 3,399,923 | 2,503,321 | 1,101 | 895,501 | 75,817 | 348,087 | 2,175 | 4,221 | Sales to consumers | | 38 |
| ... | ... | ... | ... | ... | ... | ... | ... | Receipt | Jan.2002 | 39 |
| ... | ... | ... | ... | ... | ... | ... | ... | Sales to consumers | | 40 |
| ... | ... | ... | ... | ... | ... | ... | ... | Receipt | Feb. | 41 |
| ... | ... | ... | ... | ... | ... | ... | ... | Sales to consumers | | 42 |
| ... | ... | ... | ... | ... | ... | ... | ... | Receipt | Mar. | 43 |
| ... | ... | ... | ... | ... | ... | ... | ... | Sales to consumers | | 44 |

9. 製造業者・輸入業者の品種別、月別消費者向販売及び在庫内訳

| 区 分 | | 平成13年 C. Y. 2001 | 13年1月 Jan, 2001 | 2月 Feb | 3月 Mar | 4月 Apr | 5月 May | 6月 Jun | 7月 Jul | |
|--|---------------------|---------------------|--------------------|-----------|-----------|-----------|-----------|-----------|-----------|-----------|
| 1 | 計 | 2,121,778 | 147,263 | 168,983 | 215,810 | 152,407 | 168,583 | 148,601 | 169,603 | |
| 2 3 4 | ガソリン 消費者向販売 | 自動車用高級 | 320,137 | 22,233 | 23,337 | 27,870 | 23,044 | 27,419 | 22,788 | 27,916 |
| | | 自動車用並級 | 1,789,557 | 124,046 | 145,015 | 186,493 | 128,647 | 140,467 | 125,008 | 140,563 |
| | | その他 | 12,084 | 984 | 631 | 1,447 | 716 | 697 | 805 | 1,124 |
| 5 | 計 | 894,343 | 1,028,389 | 1,020,137 | 1,077,239 | 1,086,491 | 1,057,744 | 1,050,596 | 984,395 | |
| 6 7 8 | ガソリン 月末在庫 | 自動車用高級 | 213,626 | 244,108 | 239,773 | 265,982 | 260,541 | 258,297 | 248,423 | 234,333 |
| | | 自動車用並級 | 670,801 | 774,187 | 771,006 | 802,570 | 817,470 | 791,908 | 793,929 | 741,779 |
| | | その他 | 9,916 | 10,094 | 9,358 | 8,687 | 8,480 | 7,539 | 8,244 | 8,283 |
| 9 | 計 | 48,038,396 | 4,411,382 | 4,062,971 | 4,306,267 | 3,932,083 | 3,983,552 | 3,581,393 | 3,549,967 | |
| 10 11 | ナフサ 消費者向販売 | 石油化学用 | 47,645,599 | 4,355,741 | 4,018,472 | 4,258,280 | 3,902,446 | 3,953,369 | 3,553,583 | 3,530,472 |
| | | その他 | 392,797 | 55,641 | 44,499 | 47,987 | 29,637 | 30,183 | 27,810 | 19,495 |
| 12 | 計 | 604,377 | 805,154 | 586,544 | 797,174 | 691,554 | 757,409 | 695,242 | 755,234 | |
| 13 14 | ナフサ 月末在庫 | 石油化学用 | 600,750 | 804,414 | 586,129 | 796,544 | 691,148 | 756,473 | 691,397 | 754,552 |
| | | その他 | 3,627 | 740 | 415 | 630 | 406 | 936 | 3,845 | 682 |
| 15 | 計 | 1,211,633 | 90,135 | 102,083 | 109,342 | 101,067 | 95,969 | 101,781 | 103,110 | |
| 16 17 18 19 20 21 22 23 | 潤滑油 消費者向販売 | ガソリンエンジン油 | 194,575 | 13,858 | 16,620 | 17,796 | 14,995 | 15,237 | 16,578 | 17,157 |
| | | ディーゼルエンジン油 | 122,231 | 8,858 | 10,493 | 12,734 | 10,108 | 9,497 | 9,571 | 9,820 |
| | | その他車両用 | 86,893 | 6,515 | 7,436 | 8,519 | 7,237 | 6,792 | 7,325 | 7,614 |
| | | 船舶エンジン油 | 124,338 | 8,686 | 9,006 | 9,929 | 10,967 | 9,835 | 10,730 | 10,417 |
| | | 機械油 | 174,811 | 12,536 | 14,025 | 17,215 | 14,966 | 14,373 | 14,587 | 15,925 |
| | | 金属加工油 | 72,563 | 5,781 | 6,363 | 6,369 | 5,877 | 5,556 | 5,767 | 5,495 |
| | | 電気絶縁油 | 29,447 | 2,328 | 2,704 | 2,416 | 3,046 | 2,555 | 2,603 | 2,089 |
| | | その他特定用途向け | 319,078 | 25,231 | 28,206 | 25,664 | 26,788 | 25,392 | 28,004 | 27,835 |
| 24 | 計 | 87,697 | 6,342 | 7,230 | 8,700 | 7,083 | 6,732 | 6,616 | 6,758 | |
| 25 | 計 | 185,908 | 188,435 | 184,408 | 181,544 | 183,715 | 185,046 | 186,531 | 187,705 | |
| 26 27 28 29 30 31 32 33 | 潤滑油 月末在庫 | ガソリンエンジン油 | 24,318 | 25,541 | 21,978 | 21,238 | 21,507 | 22,763 | 25,260 | 23,712 |
| | | ディーゼルエンジン油 | 13,577 | 14,595 | 13,751 | 12,408 | 12,145 | 12,374 | 12,318 | 12,856 |
| | | その他車両用 | 12,467 | 10,906 | 10,548 | 11,028 | 11,882 | 11,903 | 11,708 | 11,708 |
| | | 船舶エンジン油 | 12,702 | 12,956 | 12,787 | 13,109 | 12,922 | 11,640 | 11,772 | 11,448 |
| | | 機械油 | 33,650 | 31,673 | 31,655 | 31,775 | 30,206 | 31,829 | 30,924 | 31,677 |
| | | 金属加工油 | 15,027 | 16,706 | 16,433 | 15,176 | 16,562 | 16,966 | 16,324 | 15,348 |
| | | 電気絶縁油 | 2,019 | 2,161 | 1,997 | 2,112 | 1,950 | 2,055 | 2,101 | 1,887 |
| | | その他特定用途向け | 58,403 | 58,032 | 58,900 | 59,404 | 60,912 | 61,010 | 61,771 | 64,748 |
| 34 | 計 | 13,745 | 15,865 | 16,359 | 15,294 | 15,629 | 14,506 | 14,353 | 14,321 | |
| 35 | 計 | 10,949,343 | 1,208,669 | 1,048,878 | 947,583 | 891,977 | 866,349 | 798,812 | 1,309,813 | |
| 36 37 38 | ローサルファー重油 消費者向販売 | A 重油 | 2,271,514 | 230,365 | 236,045 | 212,978 | 170,689 | 151,389 | 152,955 | 180,087 |
| | | B 重油 | 6,343 | 104 | 876 | 621 | 545 | 575 | 685 | 778 |
| | | C 重油 | 8,671,486 | 978,200 | 811,957 | 733,984 | 720,743 | 714,385 | 645,172 | 1,128,948 |
| 39 | 計 | 330,425 | 381,299 | 353,498 | 410,250 | 398,034 | 419,228 | 429,025 | 384,101 | |
| 40 41 42 | ローサルファー重油 月末在庫 | A 重油 | 201,885 | 212,312 | 218,947 | 232,850 | 237,949 | 243,208 | 224,643 | 202,149 |
| | | B 重油 | 29 | 11 | 20 | 49 | 102 | 43 | 45 | 52 |
| | | C 重油 | 128,511 | 168,976 | 134,531 | 177,351 | 159,983 | 175,977 | 204,337 | 181,900 |

注1：平成14年1月以降の「消費者向販売」は「販売業者向販売」との合計値です。
 注2：平成14年1月より、「ローサルファー重油」は廃止しました。

Monthly Inventory and Sale to Industry by Manufacture and Importer

(単位：kl/Unit：kl)

| 8 月 Aug | 9 月 Sep | 10月 Oct | 11月 Nov | 12月 Dec | 14年 1 月 Jan, 2002 | 2 月 Feb | 3 月 Mar | Category | | |
|------------------|------------------|------------------|------------------|------------------|----------------------|------------------|------------------|--------------------------------------|--------------------------------|----|
| 196,022 | 183,868 | 177,926 | 183,985 | 208,727 | 5,048,721 | 4,823,279 | 5,632,951 | Total | | 1 |
| 31,501 | 27,382 | 27,487 | 28,107 | 31,053 | 952,999 | 867,652 | 1,007,008 | Premium Gasoline | Sales to Industry | 2 |
| 163,483 | 155,168 | 149,223 | 154,812 | 176,632 | 4,078,610 | 3,936,995 | 4,607,708 | Regular Gasoline | | 3 |
| 1,038 | 1,318 | 1,216 | 1,066 | 1,042 | 17,112 | 18,632 | 18,235 | Others | | 4 |
| 1,008,578 | 980,040 | 1,003,511 | 1,039,139 | 894,343 | 1,031,627 | 1,092,970 | 1,064,864 | Total | | 5 |
| 231,023 | 228,773 | 241,601 | 242,364 | 213,626 | 247,373 | 278,417 | 275,381 | Premium Gasoline | Inventory at End of Year | 6 |
| 769,720 | 743,177 | 752,568 | 787,234 | 670,801 | 774,276 | 796,844 | 776,076 | Regular Gasoline | | 7 |
| 7,835 | 8,090 | 9,342 | 9,541 | 9,916 | 9,978 | 17,709 | 13,407 | Others | | 8 |
| 4,027,990 | 4,152,927 | 4,014,620 | 3,950,132 | 4,065,112 | 4,281,003 | 3,943,407 | 3,594,898 | Total | | 9 |
| 3,990,535 | 4,126,901 | 3,995,779 | 3,925,415 | 4,034,606 | 4,239,044 | 3,908,353 | 3,561,912 | Petrochemical Use | Sales to Industry | 10 |
| 37,455 | 26,026 | 18,841 | 24,717 | 30,506 | 41,959 | 35,054 | 32,986 | Others | | 11 |
| 768,296 | 680,047 | 698,474 | 604,813 | 604,377 | 666,281 | 503,309 | 690,901 | Total | | 12 |
| 766,714 | 679,265 | 697,992 | 604,157 | 600,750 | 665,025 | 500,100 | 690,193 | Petrochemical Use | Inventory at End of Year | 13 |
| 1,582 | 782 | 482 | 656 | 3,627 | 1,256 | 3,209 | 708 | Others | | 14 |
| 91,515 | 102,231 | 108,919 | 107,900 | 97,581 | 220,762 | 237,323 | 263,112 | Total | | 15 |
| 14,844 | 16,281 | 16,852 | 17,461 | 16,896 | 29,958 | 33,608 | 44,603 | Gasoline Engine Oil | Sales to Industry | 16 |
| 11,184 | 10,707 | 9,958 | 9,677 | 9,624 | 26,134 | 26,521 | 33,131 | Diesel Engine Oil | | 17 |
| 6,505 | 7,179 | 7,891 | 7,410 | 6,470 | 13,502 | 15,560 | 18,112 | Other Lubricating Oil For Automobile | | 18 |
| 8,607 | 10,629 | 11,140 | 12,474 | 11,918 | 22,192 | 24,659 | 26,310 | Marine Diesel Engine Oil | | 19 |
| 12,686 | 14,651 | 15,791 | 15,107 | 12,949 | 40,226 | 45,452 | 49,866 | Mechanical Oil | | 20 |
| 5,918 | 5,771 | 6,357 | 6,902 | 6,407 | 13,676 | 14,998 | 16,194 | Metal Working Oil | | 21 |
| 1,773 | 2,193 | 3,044 | 2,437 | 2,259 | 4,531 | 5,098 | 4,521 | Electrical Insulating Oil | | 22 |
| 23,197 | 27,076 | 29,772 | 28,168 | 23,745 | 49,052 | 44,574 | 45,124 | Other Specific Lubricating Oil | | 23 |
| 6,801 | 7,744 | 8,114 | 8,264 | 7,313 | 21,491 | 26,853 | 25,251 | Other Lubricating Oil | | 24 |
| 181,063 | 175,447 | 182,066 | 184,000 | 185,908 | 188,651 | 185,076 | 181,429 | Total | | 25 |
| 23,317 | 23,129 | 23,844 | 23,993 | 24,318 | 26,939 | 25,945 | 23,523 | Gasoline Engine Oil | Inventory at End of Year | 26 |
| 12,200 | 10,853 | 13,438 | 13,439 | 13,577 | 14,469 | 14,655 | 12,399 | Diesel Engine Oil | | 27 |
| 11,309 | 10,619 | 10,666 | 11,012 | 12,467 | 12,132 | 11,113 | 11,973 | Other Lubricating Oil For Automobile | | 28 |
| 12,569 | 12,178 | 10,677 | 12,574 | 12,702 | 13,205 | 12,359 | 11,676 | Marine Diesel Engine Oil | | 29 |
| 29,660 | 28,585 | 29,325 | 28,696 | 33,650 | 32,792 | 34,022 | 33,773 | Mechanical Oil | | 30 |
| 15,165 | 14,625 | 16,070 | 15,827 | 15,027 | 15,034 | 14,432 | 13,543 | Metal Working Oil | | 31 |
| 1,990 | 2,081 | 1,999 | 2,245 | 2,019 | 1,872 | 1,750 | 2,365 | Electrical Insulating Oil | | 32 |
| 61,065 | 59,810 | 62,917 | 63,571 | 58,403 | 59,054 | 52,615 | 59,366 | Other Specific Lubricating Oil | | 33 |
| 13,788 | 13,567 | 13,130 | 12,643 | 13,745 | 13,154 | 18,185 | 12,811 | Other Lubricating Oil | | 34 |
| 1,005,127 | 723,270 | 631,321 | 653,036 | 864,508 | ... | ... | ... | Total | | 35 |
| 166,746 | 168,986 | 176,827 | 186,783 | 237,664 | ... | ... | ... | Fuel Oil A | Sale to Industry | 36 |
| 537 | 561 | 298 | 35 | 728 | ... | ... | ... | Fuel Oil B | | 37 |
| 837,844 | 553,723 | 454,196 | 466,218 | 626,116 | ... | ... | ... | Fuel Oil C | | 38 |
| 372,240 | 396,959 | 359,644 | 333,043 | 330,425 | ... | ... | ... | Total | | 39 |
| 206,717 | 218,310 | 236,696 | 201,546 | 201,885 | ... | ... | ... | Fuel Oil A | Inventory at End of Year | 40 |
| 57 | 36 | 50 | 20 | 29 | ... | ... | ... | Fuel Oil B | | 41 |
| 165,466 | 178,613 | 122,898 | 131,477 | 128,511 | ... | ... | ... | Fuel Oil C | | 42 |

Note 1 : "Sales to Consumers" was the integrated value with "Sales to wholesales and Retailer" from January 2002.

Note 2 : Investigation of "Low Sulfur Fuel Oil" was abolished from January 2002.

10. 石油製品産業別消費者向販売

(1) 産業別消費者向販売総括 (平成13年) / Summary of sales to consumers by industry (C. Y. 2001)

① 総括 / Total

| 区 分 | | 灯 油 | 軽 油 | 重 | |
|---------------|---------------------------------|------------|------------|----------------|--------------|
| | | Kerosene | Gas Oil | Fuel Oil Total | A Fuel Oil A |
| 産 業 別 販 売 合 計 | 業 業 業 | 29,867,219 | 41,174,377 | 58,583,330 | 29,629,704 |
| 農 業 | 林 | 3,046,413 | 1,925,306 | 2,571,092 | 2,553,112 |
| 漁 業 | | 148,145 | 898,908 | 2,660,373 | 2,631,929 |
| 畜 産 業 | | 94,915 | 181,762 | 422,897 | 321,769 |
| 建 設 | 設 計 | 899,296 | 2,547,098 | 717,672 | 700,937 |
| 製 造 業 | 食 料 品 製 造 業、飲 料、た ば こ、飼 料 製 造 業 | 6,778,768 | 2,664,611 | 24,026,628 | 10,613,231 |
| 製 造 業 | 機 械 工 業 | 657,694 | 143,013 | 2,536,932 | 1,981,227 |
| | 化 学 工 業 | 221,403 | 505,194 | 1,975,487 | 657,294 |
| | 非 鉄 金 属 製 造 業 | 159,584 | 43,599 | 4,335,032 | 543,486 |
| 製 造 業 | 織 物 製 造 業 | 1,419,264 | 173,577 | 5,629,824 | 1,581,539 |
| | 紙 工 業 | 415,244 | 712,270 | 2,665,046 | 1,006,638 |
| | 石 炭 採 掘 業 | 493,750 | 203,050 | 1,827,783 | 664,526 |
| 製 造 業 | 鉄 鋼 製 造 業 | 234,919 | 105,417 | 963,505 | 585,802 |
| | 非 鉄 金 属 製 造 業 | 3,176,910 | 778,491 | 4,093,019 | 3,592,719 |
| | 電 気 機 械 製 造 業 | 1,162,854 | 420,121 | 10,177,514 | 550,823 |
| 製 造 業 | 輸 送 機 械 製 造 業 | 770,802 | 17,124,641 | 6,245,032 | 2,668,925 |
| | 熱 電 機 製 造 業 | 398,875 | 550,207 | 165,624 | 73,990 |
| | 給 水 機 械 製 造 業 | 172,179 | 14,584,114 | 326,288 | 241,826 |
| 製 造 業 | 道 路 貨 物 運 送 業 | 8,464 | 275,787 | 5,450,839 | 2,092,617 |
| | 水 道 業 | 191,284 | 1,714,533 | 302,281 | 260,492 |
| | 電 信 業 | 16,966,026 | 15,411,930 | 11,762,122 | 9,588,978 |

注：産業別販売合計は、1. 石油製品需給総括 (1) 総括 (平成13年) の消費者向総括販売量である。
 Note: The total of sales by industry is the total sales to consumers in "1. Summary of supply and demand of oil products, (1) Summary (C.Y. 2001)."

② 製造業者・輸入業者 / Manufacturers and importers

| 区 分 | | 灯 油 | 軽 油 | 重 | |
|---------------|---------------------------------|-----------|-----------|----------------|--------------|
| | | Kerosene | Gas Oil | Fuel Oil Total | A Fuel Oil A |
| 産 業 別 販 売 合 計 | 業 業 業 | 3,293,847 | 3,641,987 | 23,900,969 | 5,317,607 |
| 農 業 | 林 | 502,936 | 369,597 | 420,763 | 412,879 |
| 漁 業 | | 46,587 | 73,500 | 479,118 | 451,276 |
| 畜 産 業 | | 9,439 | 13,289 | 76,948 | 11,879 |
| 建 設 | 設 計 | 14,067 | 41,830 | 72,917 | 69,655 |
| 製 造 業 | 食 料 品 製 造 業、飲 料、た ば こ、飼 料 製 造 業 | 903,432 | 188,756 | 9,772,131 | 1,799,646 |
| 製 造 業 | 機 械 工 業 | 15,454 | 7,795 | 451,957 | 223,453 |
| | 化 学 工 業 | 9,766 | 1,393 | 635,853 | 84,836 |
| | 非 鉄 金 属 製 造 業 | 54,098 | 2,728 | 2,381,640 | 104,772 |
| 製 造 業 | 織 物 製 造 業 | 460,799 | 50,612 | 3,071,889 | 234,914 |
| | 紙 工 業 | 28,816 | 33,599 | 1,021,777 | 125,229 |
| | 石 炭 採 掘 業 | 67,764 | 15,267 | 882,320 | 232,268 |
| 製 造 業 | 鉄 鋼 製 造 業 | 54,307 | 1,031 | 427,900 | 123,255 |
| | 非 鉄 金 属 製 造 業 | 212,428 | 76,331 | 898,795 | 670,919 |
| | 電 気 機 械 製 造 業 | 102,576 | 244,515 | 8,780,458 | 140,022 |
| 製 造 業 | 輸 送 機 械 製 造 業 | 329,280 | 1,191,451 | 1,006,458 | 222,365 |
| | 熱 電 機 製 造 業 | 272,773 | 305,865 | 156,538 | 64,904 |
| | 給 水 機 械 製 造 業 | 43,874 | 786,644 | 52,217 | 22,557 |
| 製 造 業 | 道 路 貨 物 運 送 業 | 935 | 10,918 | 747,474 | 93,029 |
| | 水 道 業 | 11,698 | 88,024 | 50,229 | 41,875 |
| | 電 信 業 | 1,385,530 | 1,519,049 | 3,292,176 | 2,209,885 |

注：製造・輸入業者はすべて対象となりその集計値である。
 Note: All manufacturers and importers are covered. Numbers are their totals.

③ 販売業者 / Sellers

| 区 分 | | 灯 油 | 軽 油 | 重 | |
|---------------|---------------------------------|------------|------------|----------------|--------------|
| | | Kerosene | Gas Oil | Fuel Oil Total | A Fuel Oil A |
| 産 業 別 販 売 合 計 | 業 業 業 | 26,573,372 | 37,532,390 | 34,682,361 | 24,312,097 |
| 農 業 | 林 | 2,543,477 | 1,555,709 | 2,150,329 | 2,140,233 |
| 漁 業 | | 101,558 | 825,408 | 2,181,255 | 2,180,653 |
| 畜 産 業 | | 85,476 | 168,473 | 345,949 | 309,890 |
| 建 設 | 設 計 | 885,229 | 2,505,268 | 644,755 | 631,282 |
| 製 造 業 | 食 料 品 製 造 業、飲 料、た ば こ、飼 料 製 造 業 | 5,875,336 | 2,475,855 | 14,254,497 | 8,813,585 |
| 製 造 業 | 機 械 工 業 | 642,240 | 135,218 | 2,084,975 | 1,757,774 |
| | 化 学 工 業 | 211,637 | 503,801 | 1,339,634 | 572,458 |
| | 非 鉄 金 属 製 造 業 | 105,486 | 40,871 | 1,953,392 | 438,714 |
| 製 造 業 | 織 物 製 造 業 | 958,465 | 122,965 | 2,557,935 | 1,346,625 |
| | 紙 工 業 | 386,428 | 678,671 | 1,643,269 | 881,409 |
| | 石 炭 採 掘 業 | 425,986 | 187,783 | 945,463 | 432,258 |
| 製 造 業 | 鉄 鋼 製 造 業 | 180,612 | 104,386 | 535,605 | 462,547 |
| | 非 鉄 金 属 製 造 業 | 2,964,482 | 702,160 | 3,194,224 | 2,921,800 |
| | 電 気 機 械 製 造 業 | 1,060,278 | 175,606 | 1,397,056 | 410,801 |
| 製 造 業 | 輸 送 機 械 製 造 業 | 441,522 | 15,933,190 | 5,238,574 | 2,446,560 |
| | 熱 電 機 製 造 業 | 126,102 | 244,342 | 9,086 | 9,086 |
| | 給 水 機 械 製 造 業 | 128,305 | 13,797,470 | 274,071 | 219,269 |
| 製 造 業 | 道 路 貨 物 運 送 業 | 7,529 | 264,869 | 4,703,365 | 1,999,588 |
| | 水 道 業 | 179,586 | 1,626,509 | 252,052 | 218,617 |
| | 電 信 業 | 15,580,496 | 13,892,881 | 8,469,946 | 7,379,993 |

注：販売業者は標本調査による推定値であり、平成11年1月分より調査対象の指定替えを行った。
 Note: Numbers in this table are estimates based on sampling surveys. Retailers covered by sampling surveys were newly designated in January 1999.

Sales of petroleum products to consumers by industry

(単位：kl/Unit：kl)

| 油 | | 潤滑油 Lubricating Oil | Division |
|-----------------|-------------------|---------------------------|---|
| B Fuel Oil B | C Fuel Oil C | | |
| 28,565 | 28,925,061 | 2,088,948 | Sales to industrial consumers, by industry |
| 34 | 17,946 | 17,791 | Agriculture/Forestry |
| 1,072 | 27,372 | 18,616 | Fisheries |
| 48 | 101,080 | 12,417 | Mining |
| 245 | 16,490 | 56,473 | Construction |
| 14,923 | 13,398,474 | 1,008,217 | Total |
| 1,807 | 553,898 | ... | Manufacture of food, beverages, tobacco and feed |
| 567 | 1,317,626 | ... | Manufacture of textile, mill products |
| 380 | 3,791,166 | ... | Manufacture of pulp, paper and paper products |
| 1,152 | 4,047,133 | ... | Manufacture of chemical and allied products |
| 277 | 1,658,131 | ... | Manufacture of ceramic, stone and clay products |
| 1,524 | 1,161,733 | ... | Manufacture of iron and steel |
| 442 | 377,261 | ... | Manufacture of non-ferrous metals and products |
| 8,774 | 491,526 | ... | Other manufacturing |
| 2,603 | 9,624,088 | 43,445 | Electricity, gas, heat supply and water |
| 4,743 | 3,571,364 | 308,489 | Total |
| — | 91,634 | 4,340 | Railway transport |
| — | 84,462 | 57,836 | Road passenger transport and road freight transport |
| 4,721 | 3,353,501 | 143,574 | Water transport |
| 22 | 41,767 | 100,740 | Other transport and communication |
| 4,897 | 2,168,247 | 623,499 | Other |

(単位：kl/Unit：kl)

| 油 | | 潤滑油 Lubricating Oil | Division |
|-----------------|------------------|---------------------------|---|
| B Fuel Oil B | C Fuel Oil C | | |
| 12,403 | 18,570,959 | 1,211,633 | Sales to industrial consumers, by industry |
| — | 7,884 | 7,226 | Agriculture/Forestry |
| 1,061 | 26,781 | 4,692 | Fisheries |
| — | 65,069 | 7,665 | Mining |
| — | 3,262 | 35,340 | Construction |
| 10,278 | 7,962,207 | 642,703 | Total |
| 1,686 | 226,818 | ... | Manufacture of food, beverages, tobacco and feed |
| — | 551,017 | ... | Manufacture of textile, mill products |
| — | 2,276,868 | ... | Manufacture of pulp, paper and paper products |
| 1,152 | 2,835,823 | ... | Manufacture of chemical and allied products |
| 64 | 896,484 | ... | Manufacture of ceramic, stone and clay products |
| — | 650,052 | ... | Manufacture of iron and steel |
| — | 304,645 | ... | Manufacture of non-ferrous metals and products |
| 7,376 | 220,500 | ... | Other manufacturing |
| — | 8,640,436 | 6,219 | Electricity, gas, heat supply and water |
| 1,047 | 783,046 | 90,391 | Total |
| — | 91,634 | 3,165 | Railway transport |
| — | 29,660 | 5,115 | Road passenger transport and road freight transport |
| 1,047 | 653,398 | 78,281 | Water transport |
| — | 8,354 | 3,830 | Other transport and communication |
| 17 | 1,082,274 | 417,397 | Other |

(単位：kl/Unit：kl)

| 油 | | 潤滑油 Lubricating Oil | Division |
|-----------------|------------------|---------------------------|---|
| B Fuel Oil B | C Fuel Oil C | | |
| 16,162 | 10,354,102 | 877,315 | Sales to industrial consumers, by industry |
| 34 | 10,062 | 10,565 | Agriculture/Forestry |
| 11 | 591 | 13,924 | Fisheries |
| 48 | 36,011 | 4,752 | Mining |
| 245 | 13,228 | 21,133 | Construction |
| 4,645 | 5,436,267 | 365,514 | Total |
| 121 | 327,080 | ... | Manufacture of food, beverages, tobacco and feed |
| 567 | 766,609 | ... | Manufacture of textile, mill products |
| 380 | 1,514,298 | ... | Manufacture of pulp, paper and paper products |
| — | 1,211,310 | ... | Manufacture of chemical and allied products |
| 213 | 761,647 | ... | Manufacture of ceramic, stone and clay products |
| 1,524 | 511,681 | ... | Manufacture of iron and steel |
| 442 | 72,616 | ... | Manufacture of non-ferrous metals and products |
| 1,398 | 271,026 | ... | Other manufacturing |
| 2,603 | 983,652 | 37,226 | Electricity, gas, heat supply and water |
| 3,696 | 2,788,318 | 218,098 | Total |
| — | — | 1,175 | Railway transport |
| — | 54,802 | 52,721 | Road passenger transport and road freight transport |
| 3,674 | 2,700,103 | 67,293 | Water transport |
| 22 | 33,413 | 96,910 | Other transport and communication |
| 4,880 | 1,085,973 | 206,102 | Other |

(2) 灯油産業別消費者向総販売 / Total sales of kerosene to consumers by industry

| 区分 | 12年 C. Y. 2000 | 13年 C. Y. 2001 | 12年度 F. Y. 2000 | 13年度 F. Y. 2001 | 平成 13 年 C. Y. 2001 | | | | |
|-----------------------|-------------------|-------------------|--------------------|--------------------|-----------------------|------------|------------|------------|-----------|
| | | | | | 1月 Jan. | 2月 Feb. | 3月 Mar. | 4月 Apr. | 5月 May |
| | | | | | 1 消費者向総販売 | 29,875,654 | 29,867,219 | 29,923,652 | ... |
| 2 農業、林業 | 2,755,931 | 3,046,413 | 2,967,452 | ... | 469,914 | 460,541 | 365,187 | 160,625 | 116,995 |
| 3 漁業 | 131,842 | 148,145 | 139,809 | ... | 22,166 | 17,924 | 16,553 | 9,149 | 8,375 |
| 4 鉱業 | 91,097 | 94,915 | 96,615 | ... | 10,381 | 10,453 | 10,868 | 8,348 | 7,273 |
| 5 建設業 | 967,310 | 899,296 | 948,791 | ... | 122,590 | 125,802 | 109,716 | 63,500 | 51,099 |
| 6 計 | 6,843,586 | 6,778,768 | 6,948,361 | ... | 960,220 | 870,418 | 757,202 | 453,189 | 401,509 |
| 7 食料品製造業、飲料、たばこ・飼料製造業 | 695,700 | 657,694 | 660,594 | ... | 82,067 | 80,717 | 77,914 | 51,029 | 43,840 |
| 8 繊維工業 | 227,813 | 221,403 | 237,591 | ... | 33,774 | 32,985 | 26,769 | 15,154 | 12,758 |
| 9 パルプ・紙・紙加工品製造業 | 151,452 | 159,584 | 162,797 | ... | 15,523 | 18,473 | 17,839 | 13,734 | 10,867 |
| 10 化学工業 | 1,325,367 | 1,419,264 | 1,457,220 | ... | 200,135 | 146,996 | 138,181 | 96,984 | 101,655 |
| 11 窯業・土石製品製造業 | 411,778 | 415,244 | 412,575 | ... | 49,243 | 44,388 | 41,472 | 29,149 | 25,798 |
| 12 業 鉄鋼業 | 533,220 | 493,750 | 529,754 | ... | 56,993 | 55,307 | 50,966 | 32,612 | 32,818 |
| 13 非鉄金属製造業 | 260,699 | 234,919 | 263,016 | ... | 27,868 | 27,985 | 29,353 | 15,939 | 13,117 |
| 14 他の製造業 | 3,237,557 | 3,176,910 | 3,224,814 | ... | 494,617 | 463,567 | 374,708 | 198,588 | 160,656 |
| 15 電気・ガス・熱供給・水道業 | 1,179,246 | 1,162,854 | 1,176,759 | ... | 183,219 | 174,418 | 143,247 | 72,236 | 47,934 |
| 16 計 | 806,664 | 770,802 | 773,658 | ... | 115,604 | 111,177 | 85,631 | 56,312 | 38,147 |
| 17 運輸・通信業 鉄道業 | 436,790 | 398,875 | 384,374 | ... | 58,946 | 44,325 | 36,648 | 35,999 | 22,655 |
| 18 道路旅客運送業・道路貨物運送業 | 153,562 | 172,179 | 176,402 | ... | 26,416 | 30,954 | 24,085 | 9,248 | 6,115 |
| 19 水運業 | 7,509 | 8,464 | 7,133 | ... | 982 | 834 | 803 | 440 | 454 |
| 20 他の運輸・通信業 | 208,803 | 191,284 | 205,749 | ... | 29,260 | 35,064 | 24,095 | 10,625 | 8,923 |
| 21 その他 | 17,099,978 | 16,966,026 | 16,872,207 | ... | 2,994,415 | 2,690,228 | 2,120,153 | 945,689 | 654,604 |

注：平成14年1月以降調査中止のため年度数値は不明。

(3) 軽油産業別消費者向総販売 / Total sales of gas oil to consumer by industry

| 区分 | 12年 C. Y. 2000 | 13年 C. Y. 2001 | 12年度 F. Y. 2000 | 13年度 F. Y. 2001 | 平成 13 年 C. Y. 2001 | | | | |
|-----------------------|-------------------|-------------------|--------------------|--------------------|-----------------------|------------|------------|------------|-----------|
| | | | | | 1月 Jan. | 2月 Feb. | 3月 Mar. | 4月 Apr. | 5月 May |
| | | | | | 1 消費者向総販売 | 42,274,994 | 41,174,377 | 41,745,046 | ... |
| 2 農業、林業 | 1,971,726 | 1,925,306 | 2,115,535 | ... | 146,788 | 164,834 | 187,400 | 162,300 | 167,791 |
| 3 漁業 | 881,367 | 898,908 | 855,174 | ... | 44,824 | 56,900 | 64,261 | 82,500 | 88,956 |
| 4 鉱業 | 176,099 | 181,762 | 175,499 | ... | 12,286 | 15,713 | 15,848 | 14,007 | 13,938 |
| 5 建設業 | 2,690,157 | 2,547,098 | 2,639,519 | ... | 190,221 | 210,826 | 239,998 | 207,585 | 194,986 |
| 6 計 | 2,626,999 | 2,664,611 | 2,615,487 | ... | 196,988 | 216,698 | 248,180 | 211,788 | 207,411 |
| 7 食料品製造業、飲料、たばこ・飼料製造業 | 138,893 | 143,013 | 139,421 | ... | 11,145 | 11,393 | 12,704 | 11,431 | 11,449 |
| 8 繊維工業 | 491,053 | 505,194 | 494,720 | ... | 37,945 | 42,395 | 48,647 | 36,856 | 39,692 |
| 9 パルプ・紙・紙加工品製造業 | 41,000 | 43,599 | 42,831 | ... | 3,575 | 3,931 | 4,964 | 3,480 | 3,324 |
| 10 化学工業 | 139,822 | 173,577 | 163,238 | ... | 14,589 | 16,416 | 17,149 | 16,003 | 11,766 |
| 11 窯業・土石製品製造業 | 700,362 | 712,270 | 692,638 | ... | 50,041 | 58,110 | 65,968 | 55,359 | 54,691 |
| 12 業 鉄鋼業 | 205,364 | 203,050 | 208,593 | ... | 16,737 | 16,511 | 18,763 | 16,470 | 16,196 |
| 13 非鉄金属製造業 | 88,938 | 105,417 | 91,269 | ... | 6,964 | 7,703 | 9,823 | 8,696 | 8,157 |
| 14 他の製造業 | 821,567 | 778,491 | 782,777 | ... | 55,992 | 60,239 | 70,162 | 63,493 | 62,136 |
| 15 電気・ガス・熱供給・水道業 | 401,240 | 420,121 | 395,654 | ... | 30,113 | 24,785 | 42,431 | 24,693 | 32,288 |
| 16 計 | 17,159,886 | 17,124,641 | 16,984,553 | ... | 1,249,454 | 1,349,763 | 1,534,966 | 1,369,694 | 1,327,531 |
| 17 運輸・通信業 鉄道業 | 598,366 | 550,207 | 591,218 | ... | 49,460 | 47,956 | 50,429 | 45,684 | 44,279 |
| 18 道路旅客運送業・道路貨物運送業 | 14,828,968 | 14,584,114 | 14,727,054 | ... | 1,079,754 | 1,163,824 | 1,325,436 | 1,175,405 | 1,137,108 |
| 19 水運業 | 299,157 | 275,787 | 270,613 | ... | 18,225 | 18,384 | 24,006 | 24,567 | 25,155 |
| 20 他の運輸・通信業 | 1,433,395 | 1,714,533 | 1,395,668 | ... | 102,015 | 119,599 | 135,095 | 124,038 | 120,989 |
| 21 その他 | 16,367,520 | 15,411,930 | 15,963,625 | ... | 1,155,216 | 1,221,876 | 1,380,055 | 1,226,609 | 1,214,788 |

注：平成14年1月以降調査中止のため年度数値は不明。

(単位: kl/Unit: kl)

| | | | | | | | 14年 C. Y. 2002 | | | Division | |
|----------------|----------------|----------------|----------------|----------------|----------------|----------------|-------------------|-----------|-----------|---|-----------|
| 6 Jun. | 7 Jul. | 8 Aug. | 9 Sep. | 10 Oct. | 11 Nov. | 12 Dec. | 1月 Jan. | 2 Feb. | 3 Mar. | | |
| 1,141,528 | 1,080,177 | 1,010,848 | 1,263,735 | 1,606,000 | 2,826,773 | 4,895,147 | ... | ... | ... | Total sales to consumers | 1 |
| 95,250 | 94,940 | 107,054 | 156,199 | 205,379 | 304,021 | 510,308 | ... | ... | ... | Agriculture/Forestry | 2 |
| 8,369 | 5,134 | 4,731 | 6,131 | 10,610 | 15,252 | 23,751 | ... | ... | ... | Fisheries | 3 |
| 6,213 | 5,242 | 4,872 | 6,617 | 5,827 | 8,615 | 10,206 | ... | ... | ... | Mining | 4 |
| 44,784 | 41,108 | 39,509 | 45,689 | 55,071 | 81,467 | 118,961 | ... | ... | ... | Construction | 5 |
| 382,358 | 395,410 | 336,054 | 367,863 | 410,223 | 585,726 | 858,596 | ... | ... | ... | Total | 6 |
| 38,806 | 36,169 | 33,481 | 34,557 | 39,740 | 54,803 | 84,571 | ... | ... | ... | Manufacture of food, beverages, tobacco and feed | 7 |
| 11,241 | 9,187 | 9,926 | 10,128 | 11,635 | 18,824 | 29,022 | ... | ... | ... | Manufacture of textile mill products | 8 |
| 10,957 | 9,938 | 9,945 | 10,673 | 11,238 | 14,507 | 15,890 | ... | ... | ... | Manufacture of pulp, paper and paper products | 9 |
| 95,040 | 118,141 | 82,164 | 84,779 | 93,773 | 114,562 | 146,854 | ... | ... | ... | Manufacture of chemical and allied products | 10 |
| 27,372 | 25,159 | 20,894 | 25,437 | 30,211 | 40,591 | 55,530 | ... | ... | ... | Manufacture of ceramic, stone and clay products | 11 |
| 33,124 | 29,090 | 28,949 | 33,138 | 38,846 | 45,065 | 56,842 | ... | ... | ... | Manufacture of iron and steel | 12 |
| 13,143 | 14,398 | 12,684 | 13,659 | 16,752 | 18,651 | 31,370 | ... | ... | ... | Manufacture of non-ferrous metals and products | 13 |
| 152,675 | 153,328 | 138,011 | 155,492 | 168,028 | 278,723 | 438,517 | ... | ... | ... | Other manufacturing | 14 |
| 51,754 | 45,846 | 41,987 | 46,562 | 60,752 | 103,857 | 191,042 | ... | ... | ... | Electricity, gas, heat supply and water | 15 |
| 33,748 | 40,466 | 39,257 | 35,617 | 47,279 | 63,697 | 103,867 | ... | ... | ... | Total | 16 |
| 21,418 | 28,960 | 28,258 | 21,801 | 29,842 | 27,649 | 42,374 | ... | ... | ... | Railway transport | 17 |
| 4,734 | 4,843 | 4,659 | 5,434 | 7,862 | 16,976 | 30,853 | ... | ... | ... | Road passenger transport and road freight transport | 18 |
| 351 | 348 | 298 | 559 | 748 | 1,467 | 1,180 | ... | ... | ... | Water transport | 19 |
| 7,245 | 6,315 | 6,042 | 7,823 | 8,827 | 17,605 | 29,460 | ... | ... | ... | Other transport and communication | 20 |
| 519,052 | 452,031 | 437,384 | 599,057 | 810,859 | 1,664,138 | 3,078,416 | ... | ... | ... | Other | 21 |

(単位: kl/Unit: kl)

| | | | | | | | 14年 C. Y. 2002 | | | Division | |
|------------------|------------------|------------------|------------------|------------------|------------------|------------------|-------------------|-----------|-----------|---|-----------|
| 6 Jun. | 7 Jul. | 8 Aug. | 9 Sep. | 10 Oct. | 11 Nov. | 12 Dec. | 1月 Jan. | 2 Feb. | 3 Mar. | | |
| 3,342,357 | 3,613,362 | 3,481,477 | 3,413,837 | 3,544,361 | 3,553,349 | 3,678,345 | ... | ... | ... | Total sales to consumers | 1 |
| 155,994 | 147,570 | 158,884 | 160,891 | 163,471 | 156,610 | 152,773 | ... | ... | ... | Agriculture/Forestry | 2 |
| 81,221 | 85,178 | 80,040 | 79,313 | 80,591 | 81,015 | 74,109 | ... | ... | ... | Fisheries | 3 |
| 15,070 | 15,607 | 14,032 | 14,715 | 16,309 | 17,483 | 16,754 | ... | ... | ... | Mining | 4 |
| 207,096 | 223,364 | 206,582 | 204,383 | 215,075 | 221,487 | 225,495 | ... | ... | ... | Construction | 5 |
| 212,950 | 226,195 | 214,919 | 220,592 | 232,992 | 234,976 | 240,922 | ... | ... | ... | Total | 6 |
| 11,466 | 12,291 | 12,406 | 11,788 | 12,115 | 11,871 | 12,954 | ... | ... | ... | Manufacture of food, beverages, tobacco and feed | 7 |
| 40,895 | 45,725 | 40,547 | 40,561 | 42,702 | 43,442 | 45,787 | ... | ... | ... | Manufacture of textile mill products | 8 |
| 3,606 | 3,585 | 3,221 | 3,216 | 3,468 | 3,528 | 3,701 | ... | ... | ... | Manufacture of pulp, paper and paper products | 9 |
| 10,922 | 12,946 | 12,941 | 13,740 | 16,314 | 15,928 | 14,863 | ... | ... | ... | Manufacture of chemical and allied products | 10 |
| 57,085 | 58,272 | 57,959 | 57,677 | 64,378 | 66,056 | 66,674 | ... | ... | ... | Manufacture of ceramic, stone and clay products | 11 |
| 16,907 | 15,782 | 15,525 | 17,200 | 18,149 | 16,977 | 17,833 | ... | ... | ... | Manufacture of iron and steel | 12 |
| 8,397 | 9,480 | 8,482 | 8,882 | 9,443 | 9,581 | 9,809 | ... | ... | ... | Manufacture of non-ferrous metals and products | 13 |
| 63,672 | 68,114 | 63,838 | 67,528 | 66,423 | 67,593 | 69,301 | ... | ... | ... | Other manufacturing | 14 |
| 32,268 | 33,757 | 35,801 | 40,186 | 47,553 | 33,240 | 43,006 | ... | ... | ... | Electricity, gas, heat supply and water | 15 |
| 1,396,875 | 1,550,979 | 1,447,040 | 1,415,718 | 1,477,349 | 1,478,223 | 1,527,049 | ... | ... | ... | Total | 16 |
| 43,355 | 44,142 | 47,052 | 43,290 | 44,039 | 43,747 | 46,774 | ... | ... | ... | Railway transport | 17 |
| 1,200,240 | 1,282,030 | 1,227,104 | 1,202,550 | 1,250,276 | 1,252,048 | 1,288,339 | ... | ... | ... | Road passenger transport and road freight transport | 18 |
| 24,742 | 25,133 | 24,608 | 21,477 | 21,551 | 23,510 | 24,429 | ... | ... | ... | Water transport | 19 |
| 128,538 | 199,674 | 148,276 | 148,401 | 161,483 | 158,918 | 167,507 | ... | ... | ... | Other transport and communication | 20 |
| 1,240,883 | 1,330,712 | 1,324,179 | 1,278,039 | 1,311,021 | 1,330,315 | 1,398,237 | ... | ... | ... | Other | 21 |

(4) 重油産業別消費者向総販売／Total sales of fuel oil to consumers by industry

① 重油計／Fuel oil total

| 区分 | 12年 C. Y. 2000 | 13年 C. Y. 2001 | 12年度 F. Y. 2000 | 13年度 F. Y. 2001 | 平成13年 C. Y. 2001 | | | | |
|-----------------------|-------------------|-------------------|--------------------|--------------------|---------------------|------------|------------|------------|-----------|
| | | | | | 1月 Jan. | 2月 Feb. | 3月 Mar. | 4月 Apr. | 5月 May |
| 1 消費者向総販売 | 61,283,458 | 58,583,330 | 60,879,407 | ... | 5,898,159 | 5,538,240 | 5,369,033 | 4,487,449 | 4,306,238 |
| 2 農業、林業 | 2,413,123 | 2,571,092 | 2,454,177 | ... | 437,886 | 382,102 | 320,616 | 178,415 | 129,273 |
| 3 漁業 | 2,865,914 | 2,660,373 | 2,806,682 | ... | 198,247 | 206,632 | 213,261 | 215,392 | 234,784 |
| 4 鉱業 | 344,400 | 422,897 | 395,155 | ... | 47,766 | 46,650 | 44,423 | 33,064 | 26,491 |
| 5 建設業 | 658,209 | 717,672 | 670,552 | ... | 56,799 | 63,899 | 72,696 | 50,681 | 47,039 |
| 6 計 | 24,873,736 | 24,026,628 | 24,492,738 | ... | 2,174,643 | 2,158,862 | 2,175,999 | 1,946,891 | 1,871,854 |
| 7 食料品製造業、飲料、たばこ・飼料製造業 | 2,612,988 | 2,536,932 | 2,580,984 | ... | 224,292 | 228,875 | 234,573 | 206,075 | 199,908 |
| 8 繊維工業 | 2,117,098 | 1,975,487 | 2,085,701 | ... | 176,238 | 166,085 | 179,536 | 174,540 | 153,724 |
| 9 パルプ・紙・紙加工品製造業 | 4,599,050 | 4,335,032 | 4,570,856 | ... | 411,784 | 395,060 | 398,156 | 345,875 | 349,176 |
| 10 化学工業 | 5,822,641 | 5,629,824 | 5,656,679 | ... | 494,191 | 469,736 | 497,135 | 467,605 | 456,379 |
| 11 窯業・土石製品製造業 | 2,756,984 | 2,665,046 | 2,659,891 | ... | 229,183 | 222,384 | 224,794 | 216,507 | 197,691 |
| 12 鉄鋼業 | 1,968,298 | 1,827,783 | 1,901,670 | ... | 152,554 | 159,459 | 157,758 | 148,400 | 153,792 |
| 13 非鉄金属製造業 | 1,018,180 | 963,505 | 980,723 | ... | 89,833 | 79,460 | 88,051 | 83,353 | 75,909 |
| 14 その他の製造業 | 3,978,497 | 4,093,019 | 4,056,234 | ... | 396,568 | 437,803 | 395,996 | 304,536 | 285,275 |
| 15 電気・ガス・熱供給・水道業 | 12,519,633 | 10,177,514 | 12,314,174 | ... | 1,271,404 | 1,002,389 | 810,253 | 717,676 | 698,918 |
| 16 運輸・通信業 | 6,278,877 | 6,245,032 | 6,265,630 | ... | 517,919 | 524,854 | 589,754 | 468,023 | 468,608 |
| 17 鉄道業 | 202,557 | 165,624 | 183,088 | ... | 19,812 | 18,865 | 18,842 | 11,546 | 12,067 |
| 18 道路旅客運送業・道路貨物運送業 | 266,954 | 326,288 | 295,872 | ... | 29,861 | 28,276 | 27,938 | 25,811 | 27,231 |
| 19 水運業 | 5,444,994 | 5,450,839 | 5,435,232 | ... | 437,944 | 434,615 | 505,047 | 408,896 | 409,296 |
| 20 その他の運輸・通信業 | 364,372 | 302,281 | 351,438 | ... | 30,302 | 43,098 | 37,927 | 21,770 | 20,014 |
| 21 その他の他 | 11,329,566 | 11,762,122 | 11,480,299 | ... | 1,193,495 | 1,152,852 | 1,142,031 | 877,307 | 829,271 |

注：平成14年1月以降調査中止のため年度数値は不明。

② A 重油／Fuel oil A

| 区分 | 12年 C. Y. 2000 | 13年 C. Y. 2001 | 12年度 F. Y. 2000 | 13年度 F. Y. 2001 | 平成13年 C. Y. 2001 | | | | |
|-----------------------|-------------------|-------------------|--------------------|--------------------|---------------------|------------|------------|------------|-----------|
| | | | | | 1月 Jan. | 2月 Feb. | 3月 Mar. | 4月 Apr. | 5月 May |
| 1 消費者向総販売 | 29,497,908 | 29,629,704 | 29,515,573 | ... | 2,984,729 | 2,961,798 | 2,930,681 | 2,246,800 | 2,126,868 |
| 2 農業、林業 | 2,395,900 | 2,553,112 | 2,438,301 | ... | 436,423 | 380,427 | 319,068 | 177,222 | 128,153 |
| 3 漁業 | 2,861,430 | 2,631,929 | 2,802,551 | ... | 198,212 | 206,465 | 213,224 | 212,845 | 231,662 |
| 4 鉱業 | 265,403 | 321,769 | 307,582 | ... | 37,035 | 37,834 | 34,806 | 25,034 | 18,956 |
| 5 建設業 | 638,308 | 700,937 | 650,755 | ... | 54,656 | 62,238 | 71,474 | 49,365 | 45,746 |
| 6 計 | 10,784,821 | 10,613,231 | 10,676,863 | ... | 980,001 | 1,012,963 | 1,017,050 | 826,471 | 800,530 |
| 7 食料品製造業、飲料、たばこ・飼料製造業 | 1,974,132 | 1,981,227 | 1,983,511 | ... | 172,429 | 178,352 | 185,818 | 159,626 | 154,780 |
| 8 繊維工業 | 717,657 | 657,294 | 701,102 | ... | 60,227 | 60,022 | 64,036 | 52,467 | 51,556 |
| 9 パルプ・紙・紙加工品製造業 | 589,311 | 543,486 | 578,261 | ... | 49,320 | 49,048 | 50,816 | 42,643 | 42,698 |
| 10 化学工業 | 1,675,160 | 1,581,539 | 1,575,227 | ... | 142,390 | 145,110 | 148,684 | 126,378 | 125,269 |
| 11 窯業・土石製品製造業 | 1,008,125 | 1,006,638 | 998,903 | ... | 87,918 | 92,706 | 97,789 | 81,638 | 77,682 |
| 12 鉄鋼業 | 741,060 | 664,526 | 719,212 | ... | 61,168 | 63,921 | 60,754 | 51,568 | 52,726 |
| 13 非鉄金属製造業 | 633,297 | 585,802 | 609,816 | ... | 55,308 | 58,527 | 58,365 | 47,081 | 42,643 |
| 14 その他の製造業 | 3,446,079 | 3,592,719 | 3,510,831 | ... | 351,241 | 365,277 | 350,788 | 265,070 | 253,176 |
| 15 電気・ガス・熱供給・水道業 | 570,415 | 550,823 | 559,251 | ... | 53,722 | 61,649 | 51,549 | 45,947 | 37,563 |
| 16 運輸・通信業 | 2,659,007 | 2,668,925 | 2,681,393 | ... | 234,622 | 244,472 | 267,242 | 207,470 | 199,228 |
| 17 鉄道業 | 81,611 | 73,990 | 75,634 | ... | 11,786 | 11,640 | 9,411 | 5,826 | 3,039 |
| 18 道路旅客運送業・道路貨物運送業 | 180,168 | 241,826 | 205,722 | ... | 21,632 | 20,939 | 21,585 | 18,946 | 17,821 |
| 19 水運業 | 2,074,327 | 2,092,617 | 2,085,723 | ... | 173,010 | 172,313 | 202,664 | 164,205 | 162,608 |
| 20 その他の運輸・通信業 | 322,901 | 260,492 | 314,314 | ... | 28,194 | 39,580 | 33,582 | 18,493 | 15,760 |
| 21 その他の他 | 9,322,624 | 9,588,978 | 9,398,877 | ... | 990,058 | 955,750 | 956,268 | 702,446 | 665,030 |

注：平成14年1月以降調査中止のため年度数値は不明。

(単位: kl/Unit: kl)

| | | | | | | | 14年 C. Y. 2002 | | | Division | |
|-----------|-----------|-----------|-----------|------------|------------|------------|-------------------|-----------|-----------|---|----|
| 6 Jun. | 7 Jul. | 8 Aug. | 9 Sep. | 10 Oct. | 11 Nov. | 12 Dec. | 1月 Jan. | 2 Feb. | 3 Mar. | | |
| 4,327,742 | 5,188,774 | 4,740,135 | 4,245,385 | 4,399,056 | 4,699,934 | 5,383,185 | ... | ... | ... | Total sales to consumers | 1 |
| 105,818 | 97,265 | 88,488 | 116,164 | 127,416 | 219,819 | 367,830 | ... | ... | ... | Agriculture/Forestry | 2 |
| 222,360 | 229,505 | 215,913 | 230,729 | 232,160 | 237,190 | 224,200 | ... | ... | ... | Fisheries | 3 |
| 22,874 | 26,380 | 29,679 | 28,260 | 35,442 | 36,474 | 45,394 | ... | ... | ... | Mining | 4 |
| 53,351 | 57,829 | 50,061 | 55,925 | 60,188 | 71,369 | 77,835 | ... | ... | ... | Construction | 5 |
| 1,888,702 | 1,936,820 | 1,843,526 | 1,833,917 | 1,977,023 | 2,061,553 | 2,156,838 | ... | ... | ... | Total | 6 |
| 199,661 | 204,231 | 193,093 | 180,984 | 207,432 | 224,378 | 233,430 | ... | ... | ... | Manufacture of food, beverages, tobacco and feed | 7 |
| 159,138 | 169,229 | 152,265 | 151,308 | 165,630 | 180,088 | 147,706 | ... | ... | ... | Manufacture of textile mill products | 8 |
| 338,507 | 331,171 | 338,124 | 328,405 | 383,611 | 371,285 | 343,878 | ... | ... | ... | Manufacture of pulp, paper and paper products | 9 |
| 471,493 | 484,444 | 454,157 | 441,798 | 446,777 | 455,229 | 490,880 | ... | ... | ... | Manufacture of chemical and allied products | 10 |
| 203,498 | 206,966 | 205,573 | 215,991 | 243,775 | 251,870 | 246,814 | ... | ... | ... | Manufacture of ceramic, stone and clay products | 11 |
| 142,035 | 138,183 | 134,156 | 134,579 | 144,893 | 151,202 | 210,772 | ... | ... | ... | Manufacture of iron and steel | 12 |
| 75,552 | 79,950 | 72,520 | 77,082 | 76,934 | 80,248 | 84,613 | ... | ... | ... | Manufacture of non-ferrous metals and products | 13 |
| 298,818 | 322,646 | 293,638 | 303,770 | 307,971 | 347,253 | 398,745 | ... | ... | ... | Other manufacturing | 14 |
| 697,314 | 1,413,993 | 1,151,378 | 645,357 | 554,563 | 516,024 | 698,245 | ... | ... | ... | Electricity, gas, heat supply and water | 15 |
| 506,888 | 536,476 | 506,089 | 510,950 | 519,221 | 538,121 | 558,129 | ... | ... | ... | Total | 16 |
| 8,812 | 14,488 | 14,891 | 9,385 | 3,498 | 12,602 | 20,816 | ... | ... | ... | Railway transport | 17 |
| 26,635 | 26,800 | 26,455 | 25,185 | 26,226 | 27,756 | 28,114 | ... | ... | ... | Road passenger transport and road freight transport | 18 |
| 451,805 | 477,063 | 449,167 | 455,001 | 466,990 | 472,310 | 482,705 | ... | ... | ... | Water transport | 19 |
| 19,636 | 18,125 | 15,576 | 21,379 | 22,507 | 25,453 | 26,494 | ... | ... | ... | Other transport and communication | 20 |
| 830,435 | 890,506 | 855,001 | 824,083 | 893,043 | 1,019,384 | 1,254,714 | ... | ... | ... | Other | 21 |

(単位: kl/Unit: kl)

| | | | | | | | 14年 C. Y. 2002 | | | Division | |
|-----------|-----------|-----------|-----------|------------|------------|------------|-------------------|-----------|-----------|---|----|
| 6 Jun. | 7 Jul. | 8 Aug. | 9 Sep. | 10 Oct. | 11 Nov. | 12 Dec. | 1月 Jan. | 2 Feb. | 3 Mar. | | |
| 2,105,454 | 2,207,506 | 2,077,475 | 2,112,917 | 2,240,906 | 2,561,664 | 3,072,906 | ... | ... | ... | Total sales to consumers | 1 |
| 104,783 | 96,001 | 87,272 | 114,932 | 125,673 | 217,471 | 365,687 | ... | ... | ... | Agriculture/Forestry | 2 |
| 220,595 | 227,087 | 212,889 | 226,613 | 227,701 | 232,989 | 221,647 | ... | ... | ... | Fisheries | 3 |
| 15,479 | 19,809 | 21,207 | 19,720 | 25,800 | 29,509 | 36,580 | ... | ... | ... | Mining | 4 |
| 52,114 | 56,471 | 48,826 | 54,810 | 58,668 | 69,954 | 76,615 | ... | ... | ... | Construction | 5 |
| 802,926 | 845,493 | 786,896 | 787,936 | 833,316 | 907,768 | 1,011,881 | ... | ... | ... | Total | 6 |
| 152,896 | 158,808 | 150,325 | 144,583 | 158,539 | 173,553 | 191,518 | ... | ... | ... | Manufacture of food, beverages, tobacco and feed | 7 |
| 51,642 | 53,335 | 50,258 | 49,401 | 49,237 | 55,931 | 59,182 | ... | ... | ... | Manufacture of textile mill products | 8 |
| 42,337 | 47,406 | 39,398 | 42,012 | 44,203 | 45,647 | 47,958 | ... | ... | ... | Manufacture of pulp, paper and paper products | 9 |
| 121,174 | 123,755 | 120,527 | 121,663 | 128,994 | 132,276 | 145,319 | ... | ... | ... | Manufacture of chemical and allied products | 10 |
| 76,699 | 79,693 | 73,893 | 74,145 | 86,217 | 85,464 | 92,794 | ... | ... | ... | Manufacture of ceramic, stone and clay products | 11 |
| 51,261 | 52,156 | 49,020 | 48,228 | 53,216 | 55,509 | 64,999 | ... | ... | ... | Manufacture of iron and steel | 12 |
| 43,149 | 48,505 | 42,611 | 43,410 | 44,088 | 50,153 | 51,962 | ... | ... | ... | Manufacture of non-ferrous metals and products | 13 |
| 263,768 | 281,835 | 260,864 | 264,494 | 268,822 | 309,235 | 358,149 | ... | ... | ... | Other manufacturing | 14 |
| 39,401 | 41,688 | 48,639 | 39,810 | 41,641 | 43,850 | 45,364 | ... | ... | ... | Electricity, gas, heat supply and water | 15 |
| 214,829 | 213,225 | 197,752 | 201,868 | 214,281 | 223,143 | 250,793 | ... | ... | ... | Total | 16 |
| 3,017 | 3,502 | 3,260 | 2,966 | 3,498 | 5,582 | 10,463 | ... | ... | ... | Railway transport | 17 |
| 20,490 | 19,992 | 20,018 | 18,963 | 18,334 | 21,059 | 22,047 | ... | ... | ... | Road passenger transport and road freight transport | 18 |
| 173,769 | 174,174 | 160,657 | 161,970 | 174,213 | 176,251 | 196,783 | ... | ... | ... | Water transport | 19 |
| 17,553 | 15,557 | 13,817 | 17,969 | 18,236 | 20,251 | 21,500 | ... | ... | ... | Other transport and communication | 20 |
| 655,327 | 707,732 | 673,994 | 667,228 | 713,826 | 836,980 | 1,064,339 | ... | ... | ... | Other | 21 |

③ B 重油/Fuel oil B

| | 区 分 | 12年 C. Y. 2000 | 13年 C. Y. 2001 | 12年度 F. Y. 2000 | 13年度 F. Y. 2001 | 平成 13 年 C. Y. 2001 | | | | |
|----|--------------------|-------------------|-------------------|--------------------|--------------------|-----------------------|-----------|-----------|-----------|----------|
| | | | | | | 1月 Jan. | 2 Feb. | 3 Mar. | 4 Apr. | 5 May |
| 1 | 消費者向総販売 | 26,472 | 28,565 | 29,191 | ... | 2,429 | 2,761 | 2,324 | 2,310 | 1,899 |
| 2 | 農業、林業 | 33 | 34 | 30 | ... | — | — | — | 5 | 3 |
| 3 | 漁業 | 38 | 1,072 | 43 | ... | 1 | 4 | 3 | — | — |
| 4 | 鉱業 | 38 | 48 | 49 | ... | 6 | 6 | 6 | 3 | 3 |
| 5 | 建設業 | 18 | 245 | 48 | ... | 10 | 10 | 10 | 12 | 8 |
| 6 | 計 | 12,513 | 14,923 | 14,048 | ... | 1,225 | 1,499 | 1,212 | 1,081 | 1,131 |
| 7 | 食品製造業、飲料、たばこ・飼料製造業 | 1,572 | 1,807 | 1,694 | ... | 105 | 152 | 144 | 187 | 133 |
| 8 | 繊維工業 | 473 | 567 | 677 | ... | 96 | 96 | 57 | 36 | 23 |
| 9 | パルプ・紙・紙加工品製造業 | 396 | 380 | 455 | ... | 23 | 29 | 20 | 28 | 29 |
| 10 | 化学工業 | 420 | 1,152 | 786 | ... | — | 249 | 183 | 385 | 87 |
| 11 | 窯業・土石製品製造業 | 486 | 277 | 562 | ... | 43 | 65 | 33 | 19 | 7 |
| 12 | 鉄鋼業 | 1,171 | 1,524 | 1,350 | ... | 118 | 104 | 132 | 115 | 124 |
| 13 | 非鉄金属製造業 | 714 | 442 | 797 | ... | 39 | 42 | 33 | 38 | 24 |
| 14 | 他の製造業 | 7,281 | 8,774 | 7,727 | ... | 801 | 762 | 610 | 273 | 704 |
| 15 | 電気・ガス・熱供給・水道業 | 1,621 | 2,603 | 1,904 | ... | 97 | 101 | 219 | 98 | 169 |
| 16 | 計 | 7,333 | 4,743 | 7,209 | ... | 502 | 564 | 438 | 555 | 262 |
| 17 | 運輸・通信業 | — | — | — | ... | — | — | — | — | — |
| 18 | 鉄道業 | — | — | — | ... | — | — | — | — | — |
| 19 | 道路旅客運送業・道路貨物運送業 | 265 | — | 194 | ... | — | — | — | — | — |
| 20 | 水運業 | 7,019 | 4,721 | 6,972 | ... | 502 | 563 | 436 | 555 | 261 |
| 21 | 他の運輸・通信業 | 49 | 22 | 43 | ... | — | 1 | 2 | — | 1 |
| 21 | その他 | 4,878 | 4,897 | 5,860 | ... | 588 | 577 | 436 | 556 | 323 |

注：平成14年1月以降調査中止のため年度数値は不明。

④ C 重油/Fuel oil C

| | 区 分 | 12年 C. Y. 2000 | 13年 C. Y. 2001 | 12年度 F. Y. 2000 | 13年度 F. Y. 2001 | 平成 13 年 C. Y. 2001 | | | | |
|----|--------------------|-------------------|-------------------|--------------------|--------------------|-----------------------|-----------|-----------|-----------|-----------|
| | | | | | | 1月 Jan. | 2 Feb. | 3 Mar. | 4 Apr. | 5 May |
| 1 | 消費者向総販売 | 31,759,078 | 28,925,061 | 31,334,643 | ... | 2,911,001 | 2,573,681 | 2,436,028 | 2,238,339 | 2,177,471 |
| 2 | 農業、林業 | 17,190 | 17,946 | 15,846 | ... | 1,463 | 1,675 | 1,548 | 1,188 | 1,117 |
| 3 | 漁業 | 4,446 | 27,372 | 4,088 | ... | 34 | 163 | 34 | 2,547 | 3,122 |
| 4 | 鉱業 | 78,959 | 101,080 | 87,524 | ... | 10,725 | 8,810 | 9,611 | 8,027 | 7,532 |
| 5 | 建設業 | 19,883 | 16,490 | 19,749 | ... | 2,133 | 1,651 | 1,212 | 1,304 | 1,285 |
| 6 | 計 | 14,076,402 | 13,398,474 | 13,801,827 | ... | 1,193,417 | 1,144,400 | 1,157,737 | 1,119,339 | 1,070,193 |
| 7 | 食品製造業、飲料、たばこ・飼料製造業 | 637,284 | 553,898 | 595,779 | ... | 51,758 | 50,371 | 48,611 | 46,262 | 44,995 |
| 8 | 繊維工業 | 1,398,968 | 1,317,626 | 1,383,922 | ... | 115,915 | 105,967 | 115,443 | 122,037 | 102,145 |
| 9 | パルプ・紙・紙加工品製造業 | 4,009,343 | 3,791,166 | 3,992,140 | ... | 362,441 | 345,983 | 347,320 | 303,204 | 306,449 |
| 10 | 化学工業 | 4,147,061 | 4,047,133 | 4,080,666 | ... | 351,801 | 324,377 | 348,268 | 340,842 | 331,023 |
| 11 | 窯業・土石製品製造業 | 1,748,373 | 1,658,131 | 1,660,426 | ... | 141,222 | 129,613 | 126,972 | 134,850 | 120,002 |
| 12 | 鉄鋼業 | 1,226,067 | 1,161,733 | 1,181,108 | ... | 91,268 | 95,434 | 96,872 | 96,717 | 100,942 |
| 13 | 非鉄金属製造業 | 384,169 | 377,261 | 370,110 | ... | 34,486 | 20,891 | 29,653 | 36,234 | 33,242 |
| 14 | 他の製造業 | 525,137 | 491,526 | 537,676 | ... | 44,526 | 71,764 | 44,598 | 39,193 | 31,395 |
| 15 | 電気・ガス・熱供給・水道業 | 11,947,597 | 9,624,088 | 11,753,019 | ... | 1,217,585 | 940,639 | 758,485 | 671,631 | 661,186 |
| 16 | 計 | 3,612,537 | 3,571,364 | 3,577,028 | ... | 282,795 | 279,818 | 322,074 | 259,998 | 269,118 |
| 17 | 運輸・通信業 | — | — | — | ... | — | — | — | — | — |
| 18 | 鉄道業 | 120,946 | 91,634 | 107,454 | ... | 8,026 | 7,225 | 9,431 | 5,720 | 9,028 |
| 19 | 道路旅客運送業・道路貨物運送業 | 86,521 | 84,462 | 89,956 | ... | 8,229 | 7,337 | 6,353 | 6,865 | 9,410 |
| 20 | 水運業 | 3,363,648 | 3,353,501 | 3,342,537 | ... | 264,432 | 261,739 | 301,947 | 244,136 | 246,427 |
| 21 | 他の運輸・通信業 | 41,422 | 41,767 | 37,081 | ... | 2,108 | 3,517 | 4,343 | 3,277 | 4,253 |
| 21 | その他 | 2,002,064 | 2,168,247 | 2,075,562 | ... | 202,849 | 196,525 | 185,327 | 174,305 | 163,918 |

注：平成14年1月以降調査中止のため年度数値は不明。

単位：kl/Unit：kl)

| | | | | | | | 14年 C. Y. 2002 | | | Division | |
|-----------|-----------|-----------|-----------|------------|------------|------------|-------------------|-----------|-----------|---|----|
| 6 Jun. | 7 Jul. | 8 Aug. | 9 Sep. | 10 Oct. | 11 Nov. | 12 Dec. | 1月 Jan. | 2 Feb. | 3 Mar. | | |
| 2,142 | 2,334 | 2,105 | 1,817 | 2,955 | 3,171 | 2,318 | ... | ... | ... | Total sales to consumers | 1 |
| 2 | 7 | 3 | 1 | 4 | 6 | 3 | ... | ... | ... | Agriculture/Forestry | 2 |
| 116 | 172 | 85 | 155 | 153 | 211 | 172 | ... | ... | ... | Fisheries | 3 |
| 2 | 2 | 3 | 1 | 8 | 5 | 3 | ... | ... | ... | Mining | 4 |
| 8 | 11 | 11 | 9 | 40 | 56 | 60 | ... | ... | ... | Construction | 5 |
| 1,263 | 1,275 | 1,121 | 1,122 | 1,280 | 1,589 | 1,125 | ... | ... | ... | Total | 6 |
| 176 | 100 | 116 | 172 | 210 | 149 | 163 | ... | ... | ... | Manufacture of food, beverages, tobacco and feed | 7 |
| 23 | 29 | 37 | 25 | 39 | 75 | 31 | ... | ... | ... | Manufacture of textile mill products | 8 |
| 21 | 41 | 38 | 30 | 38 | 60 | 23 | ... | ... | ... | Manufacture of pulp, paper and paper products | 9 |
| 24 | — | 36 | 32 | 62 | 94 | — | ... | ... | ... | Manufacture of chemical and allied products | 10 |
| 11 | 16 | 8 | 13 | 17 | 27 | 18 | ... | ... | ... | Manufacture of ceramic, stone and clay products | 11 |
| 71 | 156 | 100 | 90 | 165 | 286 | 63 | ... | ... | ... | Manufacture of iron and steel | 12 |
| 24 | 34 | 32 | 22 | 50 | 73 | 31 | ... | ... | ... | Manufacture of non-ferrous metals and products | 13 |
| 913 | 899 | 754 | 738 | 699 | 825 | 796 | ... | ... | ... | Other manufacturing | 14 |
| 60 | 210 | 316 | 120 | 666 | 232 | 315 | ... | ... | ... | Electricity, gas, heat supply and water | 15 |
| 361 | 386 | 250 | 201 | 392 | 472 | 360 | ... | ... | ... | Total | 16 |
| — | — | — | — | — | — | — | ... | ... | ... | Railway transport | 17 |
| — | — | — | — | — | — | — | ... | ... | ... | Road passenger transport and road freight transport | 18 |
| 359 | 386 | 246 | 201 | 385 | 471 | 356 | ... | ... | ... | Water transport | 19 |
| 2 | — | 4 | — | 7 | 1 | 4 | ... | ... | ... | Other transport and communication | 20 |
| 330 | 271 | 316 | 208 | 412 | 600 | 280 | ... | ... | ... | Other | 21 |

単位：kl/Unit：kl)

| | | | | | | | 14年 C. Y. 2002 | | | Division | |
|-----------|-----------|-----------|-----------|------------|------------|------------|-------------------|-----------|-----------|---|----|
| 6 Jun. | 7 Jul. | 8 Aug. | 9 Sep. | 10 Oct. | 11 Nov. | 12 Dec. | 1月 Jan. | 2 Feb. | 3 Mar. | | |
| 2,220,146 | 2,978,934 | 2,660,555 | 2,130,651 | 2,155,195 | 2,135,099 | 2,307,961 | ... | ... | ... | Total sales to consumers | 1 |
| 1,033 | 1,257 | 1,213 | 1,231 | 1,739 | 2,342 | 2,140 | ... | ... | ... | Agriculture/Forestry | 2 |
| 1,649 | 2,246 | 2,939 | 3,961 | 4,306 | 3,990 | 2,381 | ... | ... | ... | Fisheries | 3 |
| 7,393 | 6,569 | 8,469 | 8,539 | 9,634 | 6,960 | 8,811 | ... | ... | ... | Mining | 4 |
| 1,229 | 1,347 | 1,224 | 1,106 | 1,480 | 1,359 | 1,160 | ... | ... | ... | Construction | 5 |
| 1,084,513 | 1,090,052 | 1,055,509 | 1,044,859 | 1,142,427 | 1,152,196 | 1,143,832 | ... | ... | ... | Total | 6 |
| 46,589 | 45,323 | 42,652 | 36,229 | 48,683 | 50,676 | 41,749 | ... | ... | ... | Manufacture of food, beverages, tobacco and feed | 7 |
| 107,473 | 115,865 | 101,970 | 101,882 | 116,354 | 124,082 | 88,493 | ... | ... | ... | Manufacture of textile mill products | 8 |
| 296,149 | 283,724 | 298,688 | 286,363 | 339,370 | 325,578 | 295,897 | ... | ... | ... | Manufacture of pulp, paper and paper products | 9 |
| 350,295 | 360,689 | 333,594 | 320,103 | 317,721 | 322,859 | 345,561 | ... | ... | ... | Manufacture of chemical and allied products | 10 |
| 126,788 | 127,257 | 131,672 | 141,833 | 157,541 | 166,379 | 154,002 | ... | ... | ... | Manufacture of ceramic, stone and clay products | 11 |
| 90,703 | 85,871 | 85,036 | 86,261 | 91,512 | 95,407 | 145,710 | ... | ... | ... | Manufacture of iron and steel | 12 |
| 32,379 | 31,411 | 29,877 | 33,650 | 32,796 | 30,022 | 32,620 | ... | ... | ... | Manufacture of non-ferrous metals and products | 13 |
| 34,137 | 39,912 | 32,020 | 38,538 | 38,450 | 37,193 | 39,800 | ... | ... | ... | Other manufacturing | 14 |
| 657,853 | 1,372,095 | 1,102,423 | 605,427 | 512,256 | 471,942 | 652,566 | ... | ... | ... | Electricity, gas, heat supply and water | 15 |
| 291,698 | 322,865 | 308,087 | 308,881 | 304,548 | 314,506 | 306,976 | ... | ... | ... | Total | 16 |
| 5,795 | 10,986 | 11,631 | 6,419 | — | 7,020 | 10,353 | ... | ... | ... | Railway transport | 17 |
| 6,145 | 6,808 | 6,437 | 6,222 | 7,892 | 6,697 | 6,067 | ... | ... | ... | Road passenger transport and road freight transport | 18 |
| 277,677 | 302,503 | 288,264 | 292,830 | 292,392 | 295,588 | 285,566 | ... | ... | ... | Water transport | 19 |
| 2,081 | 2,568 | 1,755 | 3,410 | 4,264 | 5,201 | 4,990 | ... | ... | ... | Other transport and communication | 20 |
| 174,778 | 182,503 | 180,691 | 156,647 | 178,805 | 181,804 | 190,095 | ... | ... | ... | Other | 21 |

⑤ 重油の製造業向販売内訳/Sales of fuel oil to manufacturers

| 区 分 | 計 Total | 平成 13 年 C. Y. 2001 | | | | | | | | |
|-----------|------------|---|--|--|---|---|--------------------------------------|---|------------------------------|--|
| | | 食料品製造業、飲料・たばこ・飼料製造業 Manufacture of food, beverages, tobacco and feed | 繊維工業 Manufacture of textile mill products | パルプ・紙・紙加工品製造業 Manufacture of pulp, paper and paper products | 化学工業 Manufacture of chemical and allied products | 窯業・土石製品製造業 Manufacture of ceramic, stone and clay products | 鉄鋼業 Manufacture of iron and steel | 非鉄金属製造業 Manufacture of non-ferrous metals and products | 他の製造業 Other manufacturing | |
| 1 合計 | 24,026,628 | 2,536,932 | 1,975,487 | 4,335,032 | 5,629,824 | 2,665,046 | 1,827,783 | 963,505 | 4,093,019 | |
| 2 A 重油 | 10,613,231 | 1,981,227 | 657,294 | 543,486 | 1,581,539 | 1,006,638 | 664,526 | 585,802 | 3,592,719 | |
| 3 B 重油 | 14,923 | 1,807 | 567 | 380 | 1,152 | 277 | 1,524 | 442 | 8,774 | |
| 4 C 重油 | 13,398,474 | 553,898 | 1,317,626 | 3,791,166 | 4,047,133 | 1,658,131 | 1,161,733 | 377,261 | 491,526 | |
| 5 製造・輸入業者 | 9,772,131 | 451,957 | 635,853 | 2,381,640 | 3,071,889 | 1,021,777 | 882,320 | 427,900 | 898,795 | |
| 6 A 重油 | 1,799,646 | 223,453 | 84,836 | 104,772 | 234,914 | 125,229 | 232,268 | 123,255 | 670,919 | |
| 7 B 重油 | 10,278 | 1,686 | — | — | 1,152 | 64 | — | — | 7,376 | |
| 8 C 重油 | 7,962,207 | 226,818 | 551,017 | 2,276,868 | 2,835,823 | 896,484 | 650,052 | 304,645 | 220,500 | |
| 9 販売業者 | 14,254,497 | 2,084,975 | 1,339,634 | 1,953,392 | 2,557,935 | 1,643,269 | 945,463 | 535,605 | 3,194,224 | |
| 10 A 重油 | 8,813,585 | 1,757,774 | 572,458 | 438,714 | 1,346,625 | 881,409 | 432,258 | 462,547 | 2,921,800 | |
| 11 B 重油 | 4,645 | 121 | 567 | 380 | — | 213 | 1,524 | 442 | 1,398 | |
| 12 C 重油 | 5,436,267 | 327,080 | 766,609 | 1,514,298 | 1,211,310 | 761,647 | 511,681 | 72,616 | 271,026 | |

注：平成14年1月以降調査中止のため年度数値は不明。

(5) 潤滑油産業別消費者向総販売/Total sales of lubricating oil to consumers by industry

| 区 分 | 12年度 F. Y. 2000 | 13年 C. Y. 2001 | 12年度 F. Y. 2000 | 13年 C. Y. 2001 | 平成 13 年 C. Y. 2001 | | | | |
|----------------------|--------------------|-------------------|--------------------|-------------------|-----------------------|------------|------------|------------|-----------|
| | | | | | 1月 Jan. | 2月 Feb. | 3月 Mar. | 4月 Apr. | 5月 May |
| 1 消費者向総販売 | 2,221,681 | 2,088,948 | 2,191,624 | ... | 156,073 | 169,898 | 195,545 | 177,022 | 157,356 |
| 2 農業、林業 | 19,599 | 17,791 | 19,193 | ... | 965 | 1,092 | 1,753 | 2,326 | 1,976 |
| 3 漁業 | 20,713 | 18,616 | 20,088 | ... | 1,261 | 1,275 | 1,573 | 1,772 | 1,586 |
| 4 鉱業 | 10,392 | 12,417 | 11,560 | ... | 733 | 899 | 1,055 | 966 | 1,037 |
| 5 建設業 | 53,787 | 56,473 | 53,384 | ... | 3,268 | 3,922 | 5,495 | 5,226 | 4,065 |
| 6 製造業 | 1,056,340 | 1,008,217 | 1,048,260 | ... | 77,118 | 82,839 | 91,027 | 84,406 | 77,665 |
| 7 電気・ガス・熱供給・水道業 | 53,988 | 43,445 | 51,645 | ... | 3,520 | 4,361 | 5,010 | 4,079 | 3,326 |
| 8 運輸計 | 366,560 | 308,489 | 349,379 | ... | 24,395 | 24,684 | 30,735 | 26,208 | 21,742 |
| 9 輸 鉄 道 業 | 4,475 | 4,340 | 4,419 | ... | 344 | 350 | 283 | 486 | 350 |
| 10 通 道路旅客運送業・道路貨物運送業 | 68,486 | 57,836 | 64,932 | ... | 4,171 | 4,595 | 5,453 | 5,156 | 4,281 |
| 11 信 水 運 業 | 144,526 | 145,574 | 142,345 | ... | 10,732 | 10,853 | 14,095 | 12,188 | 10,093 |
| 12 業 他 の 運 輸 ・ 通 信 業 | 149,072 | 100,740 | 137,682 | ... | 9,148 | 8,886 | 10,904 | 8,378 | 7,017 |
| 13 そ の 他 | 640,301 | 623,499 | 638,115 | ... | 44,813 | 50,826 | 58,896 | 52,038 | 45,960 |

注：平成14年1月以降調査中止のため年度数値は不明。

(単位：kl/Unit：kl)

| 平成13年度 F. Y. 2001 | | | | | | | | | | Division | |
|----------------------|---|--|--|---|---|--------------------------------------|---|------------------------------|-----|------------------------------------|----|
| 計 Total | 食料品製造業、飲料・たばこ・飼料製造業 Manufacture of food, beverages, tobacco and feed | 繊維工業 Manufacture of textile mill products | パルプ・紙・紙加工品製造業 Manufacture of pulp, paper and paper products | 化学工業 Manufacture of chemical and allied products | 窯業・土石製品製造業 Manufacture of ceramic, stone and clay products | 鉄鋼業 Manufacture of iron and steel | 非鉄金属製造業 Manufacture of non-ferrous metals and products | 他の製造業 Other manufacturing | | | |
| ... | ... | ... | ... | ... | ... | ... | ... | ... | ... | Fuel oil total | 1 |
| ... | ... | ... | ... | ... | ... | ... | ... | ... | ... | Fuel oil A | 2 |
| ... | ... | ... | ... | ... | ... | ... | ... | ... | ... | Fuel oil B | 3 |
| ... | ... | ... | ... | ... | ... | ... | ... | ... | ... | Fuel oil C | 4 |
| ... | ... | ... | ... | ... | ... | ... | ... | ... | ... | Manufacturers and importers | 5 |
| ... | ... | ... | ... | ... | ... | ... | ... | ... | ... | Fuel oil A | 6 |
| ... | ... | ... | ... | ... | ... | ... | ... | ... | ... | Fuel oil B | 7 |
| ... | ... | ... | ... | ... | ... | ... | ... | ... | ... | Fuel oil C | 8 |
| ... | ... | ... | ... | ... | ... | ... | ... | ... | ... | Sellers | 9 |
| ... | ... | ... | ... | ... | ... | ... | ... | ... | ... | Fuel oil A | 10 |
| ... | ... | ... | ... | ... | ... | ... | ... | ... | ... | Fuel oil B | 11 |
| ... | ... | ... | ... | ... | ... | ... | ... | ... | ... | Fuel oil C | 12 |

(単位：kl/Unit：kl)

| | | | | | | | 14年 C. Y. 2002 | | | Division | |
|-----------|-----------|-----------|-----------|------------|------------|------------|-------------------|-----------|-----------|---|----|
| 6 Jun. | 7 Jul. | 8 Aug. | 9 Sep. | 10 Oct. | 11 Nov. | 12 Dec. | 1月 Jan. | 2 Feb. | 3 Mar. | | |
| 170,298 | 176,375 | 166,351 | 176,809 | 186,650 | 183,173 | 173,398 | ... | ... | ... | Total sales to consumers | 1 |
| 1,317 | 1,184 | 1,353 | 1,445 | 1,592 | 1,543 | 1,246 | ... | ... | ... | Agriculture/Forestry | 2 |
| 1,398 | 1,737 | 1,815 | 1,465 | 1,691 | 1,547 | 1,494 | ... | ... | ... | Fisheries | 3 |
| 889 | 834 | 1,089 | 1,190 | 1,542 | 1,103 | 1,078 | ... | ... | ... | Mining | 4 |
| 4,221 | 4,446 | 4,322 | 5,211 | 5,251 | 5,702 | 5,346 | ... | ... | ... | Construction | 5 |
| 84,441 | 84,643 | 80,806 | 82,552 | 92,159 | 90,156 | 80,404 | ... | ... | ... | Manufacturing | 6 |
| 2,828 | 4,013 | 2,616 | 3,409 | 3,400 | 3,686 | 3,196 | ... | ... | ... | Electricity, gas, heat supply and water | 7 |
| 23,491 | 24,606 | 25,395 | 26,150 | 26,986 | 25,790 | 28,309 | ... | ... | ... | Total | 8 |
| 518 | 330 | 305 | 302 | 368 | 338 | 366 | ... | ... | ... | Railway transport | 9 |
| 4,654 | 4,602 | 5,066 | 4,852 | 5,019 | 4,877 | 5,112 | ... | ... | ... | Road passenger transport and road freight transport | 10 |
| 11,652 | 12,134 | 12,354 | 12,370 | 13,562 | 11,649 | 13,891 | ... | ... | ... | Water transport | 11 |
| 6,667 | 7,540 | 7,670 | 8,627 | 8,037 | 8,925 | 8,940 | ... | ... | ... | Other transport and communication | 12 |
| 51,713 | 54,912 | 48,954 | 55,386 | 54,029 | 53,647 | 52,324 | ... | ... | ... | Other | 13 |

11. 液化石油ガス及び液化天然ガス需給総括 / Supply and Demand Summary of LPG and LNG

(単位：t/Unit：Ton)

| 区分 | 液化石油ガス | | | 液化天然ガス | Category | |
|-----------|-----------|------------|------------|-----------|-----------------------------|---------------------------------------|
| | LPG | P・P、P・B | B・B | LNG | | |
| 平成13年 | 年初在庫 | 3,154,365 | 1,830,129 | 1,324,236 | — | Inventory at Start of C. Y. 2001 |
| | 製油所 | 828,005 | 466,454 | 361,551 | — | Refiners |
| | 製造業者・輸入業者 | 2,036,486 | 1,099,038 | 937,448 | — | Manufacturers and Importers |
| | 販売業者 | 289,874 | 264,637 | 25,237 | — | Wholesalers and Retailers |
| | 受入 | 20,146,325 | 12,899,322 | 7,247,003 | 55,526,087 | Total Goods received |
| | 生産 | 5,167,379 | 2,796,018 | 2,371,361 | — | Production Division |
| | 輸入 | 14,269,114 | 9,963,903 | 4,305,211 | 55,523,292 | Imports |
| | 品種振替による増量 | 366,393 | 1,472 | 364,921 | — | Increase in Quantity by Conversion to |
| | 石油化学よりの受入 | 225,694 | 34,136 | 191,558 | — | |
| | その他の受入量 | 117,745 | 103,793 | 13,952 | 2,795 | Other Receipts |
| | 払出 | 19,981,759 | 12,777,337 | 7,204,422 | 55,526,087 | Total Shipments |
| | 国内消費者向け販売 | 18,420,278 | 11,884,083 | 6,536,195 | 55,526,087 | Domestic Sales |
| | 製造業者・輸入業者 | 5,905,480 | 2,648,423 | 3,257,057 | 55,526,087 | Sales to Industry, by Manufacturers |
| | 販売業者による | 12,514,798 | 9,235,660 | 3,279,138 | — | Sales to Consumers, by Retailers |
| | 輸出 | 34,398 | 27,142 | 7,256 | — | Exports |
| | 自家消費 | 526,086 | 363,499 | 162,587 | — | Own Consumption |
| | 品種振替による減量 | 621,788 | 383,705 | 238,083 | — | Decrease in Quantity by Conversion to |
| | その他の払出量 | 379,209 | 118,908 | 260,301 | — | Other Shipments |
| | 年末在庫 | 3,318,931 | 1,952,114 | 1,366,817 | — | Inventory at End of C. Y. 2001 |
| | 製油所 | 529,156 | 306,057 | 223,099 | — | Refiners |
| 製造業者・輸入業者 | 2,492,030 | 1,377,202 | 1,114,828 | — | Manufacturers and Importers | |
| 販売業者 | 297,745 | 268,855 | 28,890 | — | Wholesalers and Retailers | |
| 平成13年度 | 年初在庫 | 2,778,624 | 1,408,092 | 1,370,532 | — | Inventory at Start of F. Y. 2001 |
| | 製油所 | 666,232 | 255,448 | 410,784 | — | Refiners |
| | 製造業者・輸入業者 | 1,850,961 | 917,532 | 933,429 | — | Manufacturers and Importers |
| | 販売業者 | 261,431 | 235,112 | 26,319 | — | Wholesalers and Retailers |
| | 受入 | 20,001,350 | 13,072,928 | 6,928,422 | 52,965,199 | Total Goods received |
| | 生産 | 4,999,246 | 2,771,433 | 2,227,813 | — | Production Division |
| | 輸入 | 14,335,635 | 10,147,874 | 4,187,761 | 52,962,404 | Imports |
| | 品種振替による増量 | 293,433 | 1,527 | 291,906 | — | Increase in Quantity by Conversion to |
| | 石油化学よりの受入 | 244,660 | 35,758 | 208,902 | — | Return from Petrochemical Industry |
| | その他の受入量 | 128,376 | 116,336 | 12,040 | 2,795 | Other Receipts |
| | 払出 | 19,658,367 | 12,698,868 | 6,959,499 | 52,965,199 | Total Shipments |
| | 国内消費者向け販売 | 18,010,296 | 11,760,819 | 6,249,477 | 52,965,199 | Domestic Sales |
| | 製造業者・輸入業者 | ... | ... | ... | ... | Sales to Industry, by Manufacturers |
| | 販売業者による | ... | ... | ... | ... | Sales to Consumers, by Retailers |
| | 輸出 | 76,326 | 62,228 | 14,098 | — | Exports |
| | 自家消費 | 508,026 | 363,719 | 144,307 | — | Own Consumption |
| | 品種振替による減量 | 580,232 | 346,302 | 233,930 | — | Decrease in Quantity by Conversion to |
| | その他の払出量 | 483,487 | 165,800 | 317,687 | — | Other Shipments |
| | 年末在庫 | 2,823,862 | 1,513,297 | 1,310,565 | — | Inventory at End of F. Y. 2001 |
| | 製油所 | 515,509 | 264,043 | 251,466 | — | Refiners |
| 製造業者・輸入業者 | 2,308,353 | 1,249,254 | 1,059,099 | — | Manufacturers and Importers | |
| 販売業者 | ... | ... | ... | ... | Wholesalers and Retailers | |

注1：国内消費者向け販売 = (年初在庫 + 受入) - (年末在庫 + 消費者向け販売以外の各払出項目)

2：P・P = プロパン・プロピレン、P・B = プロパン・ブタン、プロピレン・ブチレン等プロパン、プロピレンを主成分とするもの B・B = ブタン・ブチレンを主成分とするもの。

(Notice)

1：Sales to Consumers, by Retailers = (Inventory at Start of C. Y. / F. Y. 2000 + Total goods Received) - (Inventory at End of C. Y. / F. Y. 2000 + shipment items other than Sales to Industry, by Manufacturers and Imports).

2：P・P is Propane-Propylene; P・B is those chiefly containing Butane-Butylene.

12. 液化石油ガス及び液化天然ガス月別販売

Sales to Industrial Consumers and Retailers of LPG and LNG by Month

(単位：t/Unit：Ton)

| 区分 | 液化石油ガス | | | 液化天然ガス | Month, Quarter, Year |
|--------------|------------|------------|-----------|------------|-------------------------|
| | LPG | P・P、P・B | B・B | LNG | |
| 1 平成9年 | 19,788,499 | 11,846,265 | 7,942,234 | 45,340,714 | C.Y. 1997 |
| 2 10 | 18,802,634 | 11,324,320 | 7,478,314 | 49,279,961 | C.Y. 1998 |
| 3 11 | 18,839,807 | 11,638,615 | 7,201,192 | 51,539,292 | C.Y. 1999 |
| 4 12 | 18,877,758 | 11,971,419 | 6,906,339 | 53,580,935 | C.Y. 2000 |
| 5 13 | 18,420,278 | 11,884,083 | 6,536,195 | 55,526,087 | C.Y. 2001 |
| 6 12年度 | 18,410,551 | 11,741,152 | 6,669,399 | 54,499,775 | F.Y. 2000 |
| 7 13 | 18,010,296 | 11,760,819 | 6,249,477 | 52,965,199 | F.Y. 2001 |
| 8 平成13年 1～3月 | 5,271,865 | 3,477,278 | 1,794,587 | 15,184,958 | Q1 2001 |
| 9 4～6 | 4,415,928 | 2,876,504 | 1,539,424 | 12,798,072 | Q2 |
| 10 7～9 | 3,977,006 | 2,444,942 | 1,532,064 | 14,770,848 | Q3 |
| 11 10～12 | 4,755,479 | 3,085,359 | 1,670,120 | 12,772,209 | Q4 |
| 12 14年 1～3月 | 4,861,883 | 3,354,014 | 1,507,869 | 12,624,070 | Q1 2002 |
| 13 平成13年 1月 | 1,792,359 | 1,183,906 | 608,453 | 5,526,026 | Jan. 2001 |
| 14 2 | 1,762,301 | 1,181,325 | 580,976 | 4,592,801 | Feb |
| 15 3 | 1,717,205 | 1,112,047 | 605,158 | 5,066,131 | Mar |
| 16 4 | 1,493,771 | 1,017,149 | 476,622 | 4,152,062 | Apr |
| 17 5 | 1,469,982 | 923,965 | 546,017 | 4,709,036 | May |
| 18 6 | 1,452,175 | 935,390 | 516,785 | 3,936,974 | Jun |
| 19 7 | 1,330,376 | 823,767 | 506,609 | 5,357,774 | July |
| 20 8 | 1,334,845 | 792,040 | 542,805 | 5,168,829 | Aug |
| 21 9 | 1,311,785 | 829,135 | 482,650 | 4,244,245 | Sep |
| 22 10 | 1,429,813 | 849,908 | 579,905 | 4,412,424 | Oct |
| 23 11 | 1,565,939 | 1,058,607 | 507,332 | 4,025,933 | Dec |
| 24 12 | 1,759,727 | 1,176,844 | 582,883 | 4,333,852 | Nov |
| 25 平成14年 1月 | 1,729,977 | 1,204,394 | 525,583 | 4,313,736 | Jan. 2002 |
| 26 2 | 1,573,193 | 1,081,140 | 492,053 | 4,262,896 | Feb |
| 27 3 | 1,558,713 | 1,068,480 | 490,233 | 4,047,438 | Mar |

13. 液化石油ガス及び液化天然ガス月別輸出入/Import and Export LPG and LNG by Month

(単位：t/Unit：Ton)

| 区分 | 輸 入 Import | | | | 輸 出 Export | | | Month, Quarter, Year |
|--------------|---------------|------------|-----------|------------|---------------|---------|--------|----------------------------|
| | 液化石油ガス | | | 液化天然ガス | 液化石油ガス | | | |
| | LPG | P・P、P・B | B・B | LNG | LPG | P・P、P・B | B・B | |
| 1 平成9年 | 15,352,378 | 10,037,233 | 5,315,145 | 45,340,714 | 1,586 | — | 1,586 | C.Y. 1997 |
| 2 10 | 13,932,122 | 9,412,467 | 4,519,655 | 49,279,961 | 55,698 | 48,871 | 6,827 | C.Y. 1998 |
| 3 11 | 14,322,876 | 9,794,342 | 4,528,534 | 51,539,292 | 140,410 | 89,921 | 50,489 | C.Y. 1999 |
| 4 12 | 14,681,825 | 10,134,674 | 4,547,151 | 53,580,935 | 29,602 | 19,583 | 10,019 | C.Y. 2000 |
| 5 13 | 14,269,114 | 9,963,903 | 4,305,211 | 55,523,292 | 34,398 | 27,142 | 7,256 | C.Y. 2001 |
| 6 12年度 | 14,792,887 | 10,249,725 | 4,543,162 | 54,499,775 | 55,162 | 44,414 | 10,748 | F.Y. 2000 |
| 7 13 | 14,335,635 | 10,147,874 | 4,187,761 | 52,962,404 | 76,326 | 62,228 | 14,098 | F.Y. 2001 |
| 8 平成13年 1～3月 | 3,655,366 | 2,581,731 | 1,073,635 | 15,184,958 | 27,871 | 27,142 | 729 | Q1 2001 |
| 9 4～6 | 3,719,639 | 2,708,859 | 1,010,780 | 12,798,072 | 2,210 | — | 2,210 | Q2 |
| 10 7～9 | 3,485,188 | 2,361,334 | 1,123,854 | 14,770,848 | 4,317 | — | 4,317 | Q3 |
| 11 10～12 | 3,408,921 | 2,311,979 | 1,096,942 | 12,769,414 | — | — | — | Q4 |
| 12 14年 1～3月 | 3,721,887 | 2,765,702 | 956,185 | 12,624,070 | 69,799 | 62,228 | 7,571 | Q1 2002 |
| 13 平成13年 1月 | 1,218,852 | 837,638 | 381,214 | 5,526,026 | 27,457 | 27,142 | 315 | Jan. 2001 |
| 14 2 | 863,320 | 605,738 | 257,582 | 4,592,801 | — | — | — | Feb |
| 15 3 | 1,573,194 | 1,138,355 | 434,839 | 5,066,131 | 414 | — | 414 | Mar |
| 16 4 | 1,372,997 | 971,724 | 401,273 | 4,152,062 | 755 | — | 755 | Apr |
| 17 5 | 1,353,547 | 985,593 | 367,954 | 4,709,036 | 752 | — | 752 | May |
| 18 6 | 993,095 | 751,542 | 241,553 | 3,936,974 | 703 | — | 703 | Jun |
| 19 7 | 1,156,431 | 796,370 | 360,061 | 5,357,774 | 1,334 | — | 1,334 | July |
| 20 8 | 1,318,772 | 899,258 | 419,514 | 5,168,829 | 2,215 | — | 2,215 | Aug |
| 21 9 | 1,009,985 | 665,706 | 344,279 | 4,244,245 | 768 | — | 768 | Sep |
| 22 10 | 1,028,265 | 673,502 | 354,763 | 4,412,348 | — | — | — | Oct |
| 23 11 | 1,188,757 | 813,490 | 375,267 | 4,025,537 | — | — | — | Dec |
| 24 12 | 1,191,899 | 824,987 | 366,912 | 4,331,529 | — | — | — | Nov |
| 25 平成14年 1月 | 1,042,987 | 798,055 | 244,932 | 4,313,736 | 700 | 700 | — | Jan. 2002 |
| 26 2 | 1,228,925 | 908,276 | 320,649 | 4,262,896 | 42,269 | 42,269 | — | Feb |
| 27 3 | 1,449,975 | 1,059,371 | 390,604 | 4,047,438 | 26,830 | 19,259 | 7,571 | Mar |

14. 液化石油ガス及び液化天然ガス用途向販売/Sales of LPG and LNG by Consuming Type

(1) 総括 (平成13年)/Total Sales

(単位：t/Unit：Ton)

| 区 分 | 液化石油ガス (LPG) | | | 液化天然ガス (LNG) 平成13年 C. Y. 2001 | Consuming type |
|----------|------------------|------------|-----------|-------------------------------------|----------------------------------|
| | 平成13年 C. Y. 2001 | | | | |
| | Total | P・P、P・B | B・B | | |
| 消費者向総販売量 | 18,420,278 | 11,884,083 | 6,536,195 | 55,526,087 | Manufacturers and Imports |
| 化学原料用 | 2,333,994 | 1,172,382 | 1,161,612 | — | For Chemical Materials |
| 工業燃料用 | 4,874,052 | 1,798,388 | 3,075,664 | 447,524 | For Industrial Materials |
| (うち鉄鋼用) | 223,458 | 44,984 | 178,474 | 444,729 | (For Iron & Steel Manufacture) |
| 自動車用 | 1,235,598 | 431,494 | 804,104 | — | For automobiles |
| 都市ガス用 | 1,646,891 | 558,743 | 1,088,148 | 17,046,088 | For Municipal Gas Utilities |
| 電力用 | 440,887 | 263,830 | 177,057 | 38,032,475 | For Electric Utilities |
| 家庭燃料その他 | 7,888,856 | 7,659,246 | 229,610 | — | For household Fuel & Other Users |

(2) 製造業者・輸入業者/By Manufactures and Importers

(単位：t/Unit：Ton)

| 区 分 | 液化石油ガス (LPG) | | | 液化天然ガス (LNG) 平成13年 C. Y. 2001 | Consuming type |
|----------|------------------|-----------|-----------|-------------------------------------|----------------------------------|
| | 平成13年 C. Y. 2001 | | | | |
| | Total | P・P、P・B | B・B | | |
| 消費者向総販売量 | 5,905,480 | 2,648,423 | 3,257,057 | 55,526,087 | Wholesalers and Retailers |
| 化学原料用 | 2,310,548 | 1,159,956 | 1,150,592 | — | For Chemical Materials |
| 工業燃料用 | 1,535,450 | 514,289 | 1,021,161 | 447,524 | For Industrial Materials |
| (うち鉄鋼用) | 223,458 | 44,984 | 178,474 | 444,729 | (For Iron & Steel Manufacture) |
| 自動車用 | 106,246 | 20,221 | 86,025 | — | For automobiles |
| 都市ガス用 | 1,158,247 | 381,016 | 777,231 | 17,046,088 | For Municipal Gas Utilities |
| 電力用 | 440,887 | 263,830 | 177,057 | 38,032,475 | For Electric Utilities |
| 家庭燃料その他 | 354,102 | 309,111 | 44,991 | — | For household Fuel & Other Users |

注：全数調査による集計値。

Note：Numbers are based on complete surveys.

(3) 販売業者/By Retailers

(単位：t/Unit：Ton)

| 区 分 | 液化石油ガス (LPG) | | | 液化天然ガス (LNG) 平成13年 C. Y. 2001 | Consuming type |
|----------|------------------|-----------|-----------|-------------------------------------|----------------------------------|
| | 平成13年 C. Y. 2001 | | | | |
| | Total | P・P、P・B | B・B | | |
| 消費者向総販売量 | 12,514,798 | 9,235,660 | 3,279,138 | — | LPG or LNG Total Shipment |
| 化学原料用 | 23,446 | 12,426 | 11,020 | — | For Chemical Materials |
| 工業燃料用 | 3,338,602 | 1,284,099 | 2,054,503 | — | For Industrial Materials |
| 自動車用 | 1,129,352 | 411,273 | 718,079 | — | For automobiles |
| 都市ガス用 | 488,644 | 177,727 | 310,917 | — | For Municipal Gas Utilities |
| 家庭燃料その他 | 7,534,754 | 7,350,135 | 184,619 | — | For household Fuel & Other Users |

注1：規模別の抽出で調査しているものの推定値 (比推定)。

2：利用にあたっては標本設計の目標精度が消費者販売におかれていること及び指定替えによる断層等に注意してください。

Note：1. Numbers are estimates based on sampling surveys size (ratio estimate).

2. Note that the target precision of the sampling plan is placed on sales to consumers.

Also note the discontinuity caused by the change of designated retailers.

15. 液化石油ガス月別業態別在庫 / Monthly Inventory of LPG by Type of Business

(単位：t/Unit：Ton)

| 区 分 | 液化石油ガス (LPG) | | | Inventory of Category at end of Month |
|-------|--------------|-----------|-----------|---------------------------------------|
| | Total | P・P、P・B | B・B | |
| 平成13年 | 3,006,370 | 1,650,008 | 1,356,362 | T&I Jan. '01 |
| 1月 | 756,469 | 369,182 | 387,287 | Refiners |
| 製 造 | 1,986,223 | 1,040,093 | 946,130 | M&I |
| 販 売 | 263,678 | 240,733 | 22,945 | W&R |
| 計 入 | 2,530,002 | 1,246,716 | 1,283,286 | T&I Feb |
| 2月 | 620,964 | 239,561 | 381,403 | Refiners |
| 製 造 | 1,648,575 | 773,272 | 875,303 | M&I |
| 販 売 | 268,463 | 233,883 | 26,580 | W&R |
| 計 入 | 2,778,624 | 1,408,092 | 1,370,532 | T&I Jan Mar |
| 3月 | 666,232 | 255,448 | 410,784 | Refiners |
| 製 造 | 1,850,961 | 917,532 | 933,429 | M&I |
| 販 売 | 261,431 | 235,112 | 26,319 | W&R |
| 計 入 | 3,038,219 | 1,557,516 | 1,480,703 | T&I Apr |
| 4月 | 747,155 | 289,898 | 457,257 | Refiners |
| 製 造 | 2,039,585 | 1,039,067 | 1,000,518 | M&I |
| 販 売 | 251,479 | 228,551 | 22,928 | W&R |
| 計 入 | 3,266,131 | 1,777,748 | 1,488,383 | T&I May |
| 5月 | 870,726 | 409,798 | 460,928 | Refiners |
| 製 造 | 2,127,214 | 1,130,745 | 996,469 | M&I |
| 販 売 | 268,191 | 237,205 | 30,986 | W&R |
| 計 入 | 3,149,381 | 1,808,394 | 1,340,987 | T&I Jun |
| 6月 | 810,392 | 384,823 | 425,569 | Refiners |
| 製 造 | 2,072,455 | 1,188,263 | 884,192 | M&I |
| 販 売 | 266,534 | 235,308 | 31,226 | W&R |
| 計 入 | 3,238,948 | 1,910,816 | 1,328,132 | T&I Jul |
| 7月 | 880,218 | 473,116 | 407,102 | Refiners |
| 製 造 | 2,132,963 | 1,238,793 | 894,170 | M&I |
| 販 売 | 225,767 | 198,907 | 26,860 | W&R |
| 計 入 | 3,585,297 | 2,203,143 | 1,382,154 | T&I Aug |
| 8月 | 951,115 | 549,793 | 401,322 | Refiners |
| 製 造 | 2,411,731 | 1,461,227 | 950,504 | M&I |
| 販 売 | 222,451 | 192,123 | 30,328 | W&R |
| 計 入 | 3,613,748 | 2,204,902 | 1,408,846 | T&I Jan Sep |
| 9月 | 998,319 | 577,366 | 420,953 | Refiners |
| 製 造 | 2,374,306 | 1,414,624 | 959,682 | M&I |
| 販 売 | 241,123 | 212,912 | 28,211 | W&R |
| 計 入 | 3,580,128 | 2,211,381 | 1,368,747 | T&I Oct |
| 10月 | 558,083 | 345,570 | 212,513 | Refiners |
| 製 造 | 2,769,298 | 1,646,734 | 1,122,564 | M&I |
| 販 売 | 252,747 | 219,077 | 33,670 | W&R |
| 計 入 | 3,569,399 | 2,160,471 | 1,408,928 | T&I Nov |
| 11月 | 559,452 | 342,259 | 217,193 | Refiners |
| 製 造 | 2,728,453 | 1,563,960 | 1,164,493 | M&I |
| 販 売 | 281,494 | 254,252 | 27,242 | W&R |
| 計 入 | 3,318,931 | 1,952,114 | 1,366,817 | T&I Dec |
| 12月 | 529,156 | 306,057 | 223,099 | Refiners |
| 製 造 | 2,492,030 | 1,377,202 | 1,114,828 | M&I |
| 販 売 | 297,745 | 268,855 | 28,890 | W&R |
| 平成14年 | 2,722,304 | 1,471,640 | 1,250,664 | T&I Jan. '02 |
| 1月 | 513,347 | 287,311 | 226,036 | Refiners |
| 製 造 | 2,208,957 | 1,184,329 | 1,024,628 | M&I |
| 販 売 | ... | ... | ... | W&R |
| 計 入 | 2,630,750 | 1,387,569 | 1,243,181 | T&I Feb |
| 2月 | 473,034 | 253,721 | 219,313 | Refiners |
| 製 造 | 2,157,716 | 1,133,848 | 1,023,868 | M&I |
| 販 売 | ... | ... | ... | W&R |
| 計 入 | 2,823,862 | 1,513,297 | 1,310,565 | T&I Mar |
| 3月 | 515,509 | 264,043 | 251,466 | Refiners |
| 製 造 | 2,308,353 | 1,249,254 | 1,059,099 | M&I |
| 販 売 | ... | ... | ... | W&R |

注：平成14年1月より、「石油製品販売業者月報」は廃止されました。

Note: "Monthly of Petroleum Products Retailer's Statistics" was abolished from January 2002.

16. 液化石油ガス製造・輸入業者月別国内向総販売

Sales to Industry and Retailer of LPG by Manufactures and Importers

(単位：t/Unit：Ton)

| 区 分 | 液化石油ガス (LPG) | | | Sales Caterogy of a period | |
|-----------|--------------|------------|------------|----------------------------|------------------|
| | Total | P・P、P・B | B・B | | |
| 平成13年 | 計 | 22,498,642 | 14,382,219 | 8,116,423 | TSLPG C. Y. 2001 |
| | 消費者向 | 5,905,480 | 2,648,423 | 3,257,057 | Industry |
| | 販売業者向 | 16,593,162 | 11,733,796 | 4,859,366 | Retailer |
| 13年度 | 計 | 21,385,633 | 13,576,012 | 7,809,621 | TSLPG F. Y. 2001 |
| | 消費者向 | 9,708,449 | 5,430,537 | 4,277,912 | Industry |
| | 販売業者向 | 11,677,184 | 8,145,475 | 3,531,709 | Retailer |
| 平成13年 | 計 | 6,473,066 | 4,279,643 | 2,193,423 | TSLPG Q1. 2001 |
| 1～3月 | 消費者向 | 1,557,088 | 691,322 | 865,766 | Industry |
| | 販売業者向 | 4,915,978 | 3,588,321 | 1,327,657 | Retailer |
| 4～6 | 計 | 5,292,505 | 3,377,759 | 1,914,746 | TSLPG Q2 |
| | 消費者向 | 1,405,518 | 639,518 | 766,000 | Industry |
| | 販売業者向 | 3,886,987 | 2,738,241 | 1,148,746 | Retailer |
| 7～9 | 計 | 4,874,126 | 2,914,744 | 1,959,382 | TSLPG Q3 |
| | 消費者向 | 1,402,224 | 615,247 | 786,977 | Industry |
| | 販売業者向 | 3,471,902 | 2,299,497 | 1,172,405 | Retailer |
| 10～12 | 計 | 5,858,945 | 3,810,073 | 2,048,872 | TSLPG Q4 |
| | 消費者向 | 1,540,650 | 702,336 | 838,314 | Industry |
| | 販売業者向 | 4,318,295 | 3,107,737 | 1,210,558 | Retailer |
| 平成14年1～3月 | 計 | 5,360,057 | 3,473,436 | 1,886,621 | TSLPG Q1 2002 |
| | 消費者向 | 5,360,057 | 3,473,436 | 1,886,621 | Industry |
| | 販売業者向 | ... | ... | ... | Retailer |
| 平成13年1月 | 計 | 2,179,320 | 1,445,124 | 734,196 | TSLPG Jan 2001 |
| | 消費者向 | 534,795 | 228,300 | 306,495 | Industry |
| | 販売業者向 | 1,644,525 | 1,216,824 | 427,701 | Retailer |
| 2 | 計 | 2,122,629 | 1,412,921 | 709,708 | TSLPG Feb |
| | 消費者向 | 490,088 | 219,002 | 271,086 | Industry |
| | 販売業者向 | 1,632,541 | 1,193,919 | 438,622 | Retailer |
| 3 | 計 | 2,171,117 | 1,421,598 | 749,519 | TSLPG Mar |
| | 消費者向 | 532,205 | 244,020 | 288,185 | Industry |
| | 販売業者向 | 1,638,912 | 1,177,578 | 461,334 | Retailer |
| 4 | 計 | 1,842,997 | 1,207,703 | 635,294 | TSLPG Apr |
| | 消費者向 | 497,250 | 241,964 | 255,286 | Industry |
| | 販売業者向 | 1,345,747 | 965,739 | 380,008 | Retailer |
| 5 | 計 | 1,769,650 | 1,136,533 | 633,117 | TSLPG May |
| | 消費者向 | 441,079 | 181,994 | 259,085 | Industry |
| | 販売業者向 | 1,328,571 | 954,539 | 374,032 | Retailer |
| 6 | 計 | 1,679,858 | 1,033,523 | 646,335 | TSLPG Jun |
| | 消費者向 | 467,189 | 215,560 | 251,629 | Industry |
| | 販売業者向 | 1,212,669 | 817,963 | 394,706 | Retailer |
| 7 | 計 | 1,644,233 | 981,938 | 662,295 | TSLPG Jul |
| | 消費者向 | 446,643 | 189,774 | 256,869 | Industry |
| | 販売業者向 | 1,197,590 | 792,164 | 405,426 | Retailer |
| 8 | 計 | 1,626,300 | 966,753 | 659,547 | TSLPG Aug |
| | 消費者向 | 495,878 | 212,766 | 283,112 | Industry |
| | 販売業者向 | 1,130,422 | 753,987 | 376,435 | Retailer |
| 9 | 計 | 1,603,593 | 966,053 | 637,540 | TSLPG Sep |
| | 消費者向 | 459,703 | 212,707 | 246,996 | Industry |
| | 販売業者向 | 1,143,890 | 753,346 | 390,544 | Retailer |
| 10 | 計 | 1,751,322 | 1,082,972 | 668,350 | TSLPG Oct |
| | 消費者向 | 479,683 | 206,963 | 272,720 | Industry |
| | 販売業者向 | 1,271,639 | 876,009 | 395,630 | Retailer |
| 11 | 計 | 1,900,465 | 1,244,957 | 655,508 | TSLPG Nov |
| | 消費者向 | 526,600 | 259,186 | 267,414 | Industry |
| | 販売業者向 | 1,373,865 | 985,771 | 388,094 | Retailer |
| 12 | 計 | 2,207,158 | 1,482,144 | 725,014 | TSLPG Dec |
| | 消費者向 | 534,367 | 236,187 | 298,180 | Industry |
| | 販売業者向 | 1,672,791 | 1,245,957 | 426,834 | Retailer |
| 平成14年1月 | 計 | 1,856,618 | 1,233,539 | 623,079 | TSLPG Jan 2002 |
| | 消費者向 | 1,856,618 | 1,233,539 | 623,079 | Industry |
| | 販売業者向 | ... | ... | ... | Retailer |
| 2 | 計 | 1,746,952 | 1,128,428 | 618,524 | TSLPG Feb |
| | 消費者向 | 1,746,952 | 1,128,428 | 618,524 | Industry |
| | 販売業者向 | ... | ... | ... | Retailer |
| 3 | 計 | 1,756,487 | 1,111,469 | 645,018 | TSLPG Mar |
| | 消費者向 | 1,756,487 | 1,111,469 | 645,018 | Industry |
| | 販売業者向 | ... | ... | ... | Retailer |

注：平成14年1月分から、「消費者向販売」と「販売業者向販売」を統合しました。

Note: "Sales to Consumers" and "Sales to Wholesalers and Retailers" were unified as "Sales to Consumers, Wholesalers and Retailers" from January 2002.

石 炭

Coal

1. 国内炭

(1) 生産総括 / Summary of Production

| 年 月 | 製品 (注1) Products | 日産量 | 露天掘 | 坑口原炭 Run of coal | 歩留 (%) Yield of coal | 消費 Colliery Consumption | 販売 (注2) Supplied for |
|-------------|------------------------|--------------------|--------------------|---------------------|----------------------------|-------------------------------|----------------------------|
| | | Out put per day | Open pit mining | | | | |
| 平成 9 年 | 4,274,401 | 14,648 | 586,651 | 6,141,877 | 70 | 78,630 | 5,245,955 |
| 10 | 3,662,664 | 12,617 | 580,144 | 5,776,050 | 63 | 60,239 | 3,804,716 |
| 11 | 3,905,680 | 13,435 | 613,569 | 6,463,194 | 60 | 62,241 | 3,858,709 |
| 12 | 3,126,175 | 11,397 | 573,069 | 4,670,618 | 67 | 47,100 | 3,241,045 |
| 13 | 3,208,394 | 11,333 | 680,137 | 5,329,689 | 60 | 48,055 | 2,870,838 |
| 平成 12 年度 | 2,973,862 | 10,715 | 609,813 | 4,625,489 | 64 | 53,603 | 2,962,096 |
| 13 | ... | ... | ... | ... | ... | ... | ... |
| 平成 13年 1~3月 | 704,767 | 11,592 | 167,622 | 1,150,779 | 61 | 16,703 | 601,538 |
| 4~6 | 693,539 | 9,284 | 146,008 | 1,221,658 | 57 | 14,877 | 659,335 |
| 7~9 | 944,314 | 13,134 | 158,383 | 1,540,248 | 61 | 15,965 | 790,845 |
| 10~12 | 865,774 | 11,437 | 208,124 | 1,417,004 | 61 | 510 | 819,120 |
| 平成 14年 1~3 | ... | ... | ... | ... | ... | ... | ... |
| 平成 13年 1月 | 258,619 | 11,343 | 47,880 | 437,516 | 59 | 5,973 | 226,204 |
| 2 | 173,080 | 13,737 | 50,401 | 235,382 | 74 | 4,992 | 169,854 |
| 3 | 273,068 | 10,751 | 69,341 | 477,881 | 57 | 5,738 | 205,480 |
| 4 | 210,340 | 8,585 | 60,076 | 403,022 | 52 | 5,498 | 160,371 |
| 5 | 230,397 | 9,328 | 45,146 | 376,247 | 61 | 4,170 | 215,989 |
| 6 | 252,802 | 9,914 | 40,786 | 442,389 | 57 | 5,209 | 282,975 |
| 7 | 213,523 | 8,751 | 31,938 | 376,944 | 57 | 5,531 | 217,943 |
| 8 | 319,451 | 13,889 | 58,969 | 534,735 | 60 | 5,082 | 276,856 |
| 9 | 411,340 | 16,789 | 67,476 | 628,569 | 65 | 5,352 | 296,046 |
| 10 | 257,629 | 9,871 | 65,989 | 361,387 | 71 | 159 | 314,144 |
| 11 | 322,935 | 13,074 | 57,316 | 537,295 | 60 | 133 | 244,874 |
| 12 | 285,210 | 11,454 | 84,819 | 518,322 | 55 | 218 | 260,102 |
| 平成 14年 1 | ... | ... | ... | ... | ... | ... | ... |
| 2 | ... | ... | ... | ... | ... | ... | ... |
| 3 | ... | ... | ... | ... | ... | ... | ... |

注：平成14年1月より石炭月報は廃止となりました。

(3) 資材 / Materials for producing (4) 電力・燃料 / Electricity and Fuel

| 年 月 | 坑柁用 For Mine timber | | 爆薬 Explosive 消費量(kg) consumption | 電力計 (千kWh) Total of Electricity | 燃料(kl) Fuel | | |
|-------------|---|--------------------------------------|---|--|------------------------------------|-----------------------------------|---------------|
| | 鋼材(古軌条を含) Steel(Used Railway) 消費量(t) consumption | 坑木 Wood 消費量(m³) consumption | | | 購入電力 Purchase electric power | 自家発電 Private electric power | 軽油 Gas oil |
| 平成 9 年 | 14,117 | 26,780 | 332,327 | 351,591 | 250,357 | 101,234 | 8,589 |
| 10 | 15,477 | 25,325 | 297,714 | 289,034 | 231,463 | 57,571 | 7,623 |
| 11 | 14,079 | 27,430 | 213,420 | 298,311 | 239,304 | 59,007 | 7,481 |
| 12 | 13,517 | 26,976 | 273,641 | 265,971 | 212,647 | 53,324 | 8,221 |
| 13 | 11,248 | 23,962 | 258,027 | 270,621 | 214,547 | 56,074 | 8,511 |
| 平成 12 年度 | 13,489 | 25,227 | 278,251 | 268,735 | 213,392 | 55,343 | 8,137 |
| 13 | ... | ... | ... | ... | ... | ... | ... |
| 平成 13年 1~3月 | 2,728 | 5,620 | 65,995 | 69,250 | 54,195 | 15,055 | 1,966 |
| 4~6 | 3,634 | 6,959 | 56,044 | 70,209 | 56,578 | 13,631 | 2,160 |
| 7~9 | 2,960 | 6,044 | 55,655 | 70,023 | 55,357 | 14,666 | 2,102 |
| 10~12 | 1,926 | 5,339 | 80,333 | 61,139 | 48,417 | 12,722 | 2,283 |
| 平成 14年 1~3 | ... | ... | ... | ... | ... | ... | ... |
| 平成 13年 1月 | 1,075 | 2,092 | 20,705 | 24,872 | 19,711 | 5,161 | 600 |
| 2 | 1,043 | 1,232 | 23,277 | 19,758 | 15,063 | 4,695 | 649 |
| 3 | 610 | 2,296 | 22,013 | 24,620 | 19,421 | 5,199 | 717 |
| 4 | 1,162 | 2,598 | 18,332 | 23,156 | 18,179 | 4,977 | 636 |
| 5 | 1,222 | 2,345 | 18,532 | 23,447 | 19,500 | 3,947 | 763 |
| 6 | 1,250 | 2,016 | 19,180 | 23,606 | 18,899 | 4,707 | 761 |
| 7 | 1,027 | 2,114 | 14,476 | 23,196 | 18,600 | 4,596 | 669 |
| 8 | 971 | 1,834 | 18,625 | 23,420 | 18,282 | 5,138 | 714 |
| 9 | 962 | 2,096 | 22,554 | 23,407 | 18,475 | 4,932 | 719 |
| 10 | 777 | 1,915 | 29,978 | 21,430 | 16,627 | 4,803 | 797 |
| 11 | 513 | 1,780 | 27,088 | 21,642 | 17,630 | 4,012 | 759 |
| 12 | 636 | 1,644 | 23,267 | 18,067 | 14,160 | 3,907 | 727 |
| 平成 14年 1 | ... | ... | ... | ... | ... | ... | ... |
| 2 | ... | ... | ... | ... | ... | ... | ... |
| 3 | ... | ... | ... | ... | ... | ... | ... |

注1：生産には無煙炭を含む。
 注2：販売は平成10年12月以前は石炭販売月報による。
 注3：国内炭は平成11年1月より鉱業所在庫のみ
 注4：調査票の改正に伴い、平成11年1月より在庫の数値はそのまま比較できなくなりましたので、平成10年12月以前の数値を接続させる場合は、次の係数を乗じてください。国内炭在庫→係数0.469

Domestic coal

(2) 産業別販売 / Supplied for End User by Industries

(単位: t/Unit: t)

| 操業日数 The number of Days Operations | 年(度、期、月)末 在庫(注3、4) Colliery's Inventory | 販売計 Total of Supplied for | 製造業 Manufacturing | | 電気業 Power generation | | その他 Other industries | | Year and Month |
|--|--|---------------------------------|----------------------|-----------|---|--------------------------------------|----------------------------|-----------|-------------------|
| | | | | | 一般電気事業者 Figures of 10 power companies | その他電気事業者 Other power companies | | | |
| 291.8 | 151,474 | 5,245,955 | 3,932 | 5,222,585 | 1,475,700 | 3,746,885 | 19,438 | C.Y. 1997 | |
| 290.3 | 127,470 | 3,804,716 | 1,978 | 3,781,568 | 1,163,637 | 2,617,931 | 21,170 | C.Y. 1998 | |
| 290.7 | 66,196 | 3,858,709 | 1,673 | 3,843,468 | 1,286,722 | 2,556,746 | 13,568 | C.Y. 1999 | |
| 274.3 | 21,353 | 3,241,045 | 1,972 | 3,227,593 | 1,040,618 | 2,186,975 | 11,480 | C.Y. 2000 | |
| 283.1 | 203,338 | 2,870,951 | 1,709 | 2,854,715 | 1,119,238 | 1,735,477 | 14,527 | C.Y. 2001 | |
| 276.6 | 28,465 | 2,962,096 | 2,083 | 2,949,495 | 1,077,333 | 1,872,162 | 10,508 | F.Y. 2000 | |
| ... | ... | ... | ... | ... | ... | ... | ... | F.Y. 2001 | |
| 60.8 | 28,465 | 601,538 | 424 | 598,810 | 245,629 | 353,181 | 2,304 | Q12001 | |
| 74.7 | 50,335 | 659,448 | 752 | 657,333 | 213,961 | 443,372 | 1,363 | Q2 | |
| 71.9 | 71,575 | 790,845 | 148 | 788,617 | 300,430 | 488,187 | 2,080 | Q3 | |
| 75.7 | 203,338 | 819,120 | 385 | 809,955 | 359,218 | 450,737 | 8,780 | Q4 | |
| ... | ... | ... | ... | ... | ... | ... | ... | Q12002 | |
| 22.8 | 24,099 | 226,204 | 90 | 224,972 | 77,208 | 147,764 | 1,142 | Jan. 2001 | |
| 12.6 | 24,673 | 169,854 | 157 | 169,352 | 77,714 | 91,638 | 345 | Feb. | |
| 25.4 | 28,465 | 205,480 | 177 | 204,486 | 90,707 | 113,779 | 817 | Mar. | |
| 24.5 | 68,626 | 160,371 | 62 | 159,619 | 75,452 | 84,167 | 690 | Apr. | |
| 24.7 | 78,577 | 215,989 | 677 | 214,986 | 78,636 | 136,350 | 326 | May | |
| 25.5 | 50,335 | 283,088 | 13 | 282,728 | 59,873 | 222,855 | 347 | Jun. | |
| 24.4 | 38,711 | 217,943 | 77 | 217,351 | 55,893 | 161,458 | 515 | Jul. | |
| 23.0 | 56,757 | 276,856 | — | 276,248 | 116,518 | 159,730 | 608 | Aug. | |
| 24.5 | 71,575 | 296,046 | 71 | 295,018 | 128,019 | 166,999 | 957 | Sep. | |
| 26.1 | 123,888 | 314,144 | 109 | 312,200 | 124,974 | 187,226 | 1,835 | Oct. | |
| 24.7 | 214,495 | 244,874 | 27 | 242,189 | 114,083 | 128,106 | 2,658 | Nov. | |
| 24.9 | 203,338 | 260,102 | 249 | 255,566 | 120,161 | 135,405 | 4,287 | Dec. | |
| ... | ... | ... | ... | ... | ... | ... | ... | Jan. 2002 | |
| ... | ... | ... | ... | ... | ... | ... | ... | Feb. | |
| ... | ... | ... | ... | ... | ... | ... | ... | Mar. | |

(5) 労務 / Labor

(単位: t/Unit: t)

| 重油 Heavy fuel oil | (月・年・年度末) 従業員計 Total of employees | 常用従業員 Worker (Safty persons) | | | 請負従業員 Contract worker | | | Year and Month |
|-------------------------|--|------------------------------------|-------------------------|-----|-----------------------------|-------------------------|-----|-------------------|
| | | 坑内 Underground worker | 坑外 Surface worker | | 坑内 Underground worker | 坑外 Surface worker | | |
| 644 | 2,846 | 1,528 | 1,333 | 184 | 816 | 608 | ... | C.Y. 1997 |
| 339 | 2,852 | 1,995 | 1,639 | 356 | 857 | 684 | 173 | C.Y. 1998 |
| 191 | 2,928 | 2,005 | 1,554 | 451 | 923 | 739 | 184 | C.Y. 1999 |
| 2,316 | 2,737 | 1,847 | 1,417 | 430 | 890 | 706 | 184 | C.Y. 2000 |
| 34 | 1,561 | 1,159 | 839 | 320 | 402 | 248 | 154 | C.Y. 2001 |
| 1,868 | 2,672 | 1,776 | 1,366 | 410 | 896 | 715 | 181 | F.Y. 2000 |
| ... | ... | ... | ... | ... | ... | ... | ... | F.Y. 2001 |
| 10 | 2,672 | 1,776 | 1,366 | 410 | 896 | 715 | 181 | Q1 2001 |
| 10 | 2,660 | 1,779 | 1,362 | 417 | 881 | 695 | 186 | Q2 |
| 10 | 2,657 | 1,801 | 1,367 | 434 | 856 | 670 | 186 | Q3 |
| 4 | 1,561 | 1,159 | 839 | 320 | 402 | 248 | 154 | Q4 |
| ... | ... | ... | ... | ... | ... | ... | ... | Q1 2002 |
| 2 | 2,769 | 1,843 | 1,415 | 428 | 926 | 742 | 184 | Jan. 2001 |
| 5 | 2,739 | 1,837 | 1,409 | 428 | 902 | 721 | 181 | Feb. |
| 3 | 2,672 | 1,776 | 1,366 | 410 | 896 | 715 | 181 | Mar. |
| 5 | 2,667 | 1,767 | 1,357 | 410 | 900 | 713 | 187 | Apr. |
| 3 | 2,699 | 1,781 | 1,366 | 415 | 918 | 732 | 186 | May |
| 2 | 2,660 | 1,779 | 1,362 | 417 | 881 | 695 | 186 | Jun. |
| 5 | 2,721 | 1,781 | 1,362 | 419 | 940 | 751 | 189 | Jul. |
| 2 | 2,684 | 1,804 | 1,372 | 432 | 880 | 690 | 190 | Aug. |
| 3 | 2,657 | 1,801 | 1,367 | 434 | 856 | 670 | 186 | Sep. |
| 2 | 2,581 | 1,729 | 1,305 | 424 | 852 | 670 | 182 | Oct. |
| — | 2,108 | 1,305 | 919 | 386 | 803 | 621 | 182 | Nov. |
| 2 | 1,561 | 1,159 | 839 | 320 | 402 | 248 | 154 | Dec. |
| ... | ... | ... | ... | ... | ... | ... | ... | Jan. 2002 |
| ... | ... | ... | ... | ... | ... | ... | ... | Feb. |
| ... | ... | ... | ... | ... | ... | ... | ... | Mar. |

Note 1: Products include anthracite coal.

Note 2: Supplied prior to December 1998, figures are based on monthly Coal Sales Report.

Note 3: Domestic coal Prior to December 1998, figures are based on monthly Coal Sales Report.

Note 4: Because of revision to the questionnaire, numbers, for the following item from January 1999 cannot be compared with those until December 1998. When comparing them, multiply numbers until December 1998 by the following coefficient: 0.469 for the inventory of domestic coal.

1. 総括/Summary

| 区 分 Classification | 初 在 庫 Inventory at beginning | 生 産 Production | 消 費 Consumption | 出 荷 Shipment | 販 売 (含 輸 出) | そ の 他 | 末 在 庫 Inventory at end |
|-----------------------|---------------------------------|-------------------|--------------------|-----------------|-------------|-----------|---------------------------|
| | | | | | Sale | Others | |
| 平成 9 年 | 1,906,336 | 41,224,425 | 28,178,510 | 15,760,652 | 6,313,377 | 9,447,275 | 1,419,886 |
| 10 | 1,419,886 | 39,567,599 | 25,965,875 | 14,824,747 | 5,952,397 | 8,872,350 | 1,675,393 |
| 11 | 1,675,393 | 36,472,930 | 24,335,603 | 13,641,744 | 13,509,094 | 132,650 | 1,213,957 |
| 12 | 1,213,957 | 38,395,515 | 26,418,212 | 13,799,772 | 13,681,630 | 118,142 | 1,337,213 |
| 13 | 1,337,213 | 38,401,557 | 26,054,874 | 13,507,420 | 13,394,407 | 113,013 | 1,789,285 |
| 平成 11 年 度 | 1,428,234 | 37,027,931 | 24,883,577 | 13,641,829 | 13,510,055 | 131,774 | 1,294,292 |
| 12 | 1,294,292 | 38,511,464 | 26,568,245 | 13,823,918 | 13,709,562 | 114,356 | 1,359,501 |
| 平成 13年 1～3月 | 1,337,213 | 9,478,551 | 6,497,563 | 3,431,293 | 3,405,384 | 25,909 | 1,359,501 |
| 4～6 | 1,359,501 | 9,602,865 | 6,632,465 | 3,279,201 | 3,250,645 | 28,556 | 1,486,620 |
| 7～9 | 1,486,620 | 9,720,132 | 6,594,859 | 3,578,657 | 3,548,121 | 30,536 | 1,411,657 |
| 10～12 | 1,411,657 | 9,600,009 | 6,329,987 | 3,218,269 | 3,190,257 | 28,012 | 1,789,285 |
| 平成 13年 1月 | 1,337,213 | 3,275,072 | 2,233,274 | 1,093,169 | 1,082,955 | 10,214 | 1,436,898 |
| 2 | 1,436,898 | 2,952,621 | 2,006,819 | 1,110,322 | 1,103,090 | 7,232 | 1,392,050 |
| 3 | 1,392,050 | 3,250,858 | 2,257,470 | 1,227,802 | 1,219,339 | 8,463 | 1,359,501 |
| 4 | 1,359,501 | 3,149,215 | 2,192,669 | 985,408 | 975,060 | 10,348 | 1,466,093 |
| 5 | 1,466,093 | 3,291,728 | 2,283,253 | 1,141,111 | 1,132,459 | 8,652 | 1,486,214 |
| 6 | 1,486,214 | 3,161,922 | 2,156,543 | 1,152,682 | 1,143,126 | 9,556 | 1,486,620 |
| 7 | 1,486,620 | 3,279,130 | 2,227,031 | 1,145,933 | 1,136,255 | 9,678 | 1,497,369 |
| 8 | 1,497,369 | 3,275,939 | 2,226,316 | 1,195,218 | 1,184,483 | 10,735 | 1,485,778 |
| 9 | 1,485,778 | 3,165,063 | 2,141,512 | 1,237,506 | 1,227,383 | 10,123 | 1,411,657 |
| 10 | 1,411,657 | 3,256,699 | 2,104,038 | 1,107,807 | 1,097,857 | 9,950 | 1,536,930 |
| 11 | 1,536,930 | 3,128,003 | 2,057,481 | 1,100,818 | 1,091,394 | 9,424 | 1,634,100 |
| 12 | 1,634,100 | 3,215,307 | 2,168,468 | 1,009,644 | 1,001,006 | 8,638 | 1,789,285 |

出 荷 (続 き) / Shipment

5. 在 庫 / Inventory

| 区 分 Classification | 製 鉄 業 | | そ の 他 | 製 鉄 業 | | 在 庫 | 製 鉄 業 |
|-----------------------|-------------------------|-----------------|-----------------|-------------------------|-----------------|---------------------------------|-------------------------|
| | Iron Manu- factoring | そ の 他 Others | そ の 他 Others | Iron Manu- factoring | そ の 他 Others | Inventory (the end of month) | Iron Manu- factoring |
| 平成 9 年 | 2,286,879 | 4,026,498 | 9,447,275 | 226,478 | 9,220,797 | 1,419,886 | 1,046,747 |
| 10 | 2,460,782 | 3,491,615 | 8,872,350 | 176,529 | 8,695,821 | 1,675,393 | 1,266,034 |
| 11 | 2,049,955 | 11,459,139 | 132,650 | 104,756 | 27,894 | 1,213,957 | 908,240 |
| 12 | 1,843,614 | 11,838,016 | 118,142 | 92,010 | 26,132 | 1,337,213 | 1,062,616 |
| 13 | 2,126,651 | 11,267,756 | 113,013 | 95,315 | 17,698 | 1,789,285 | 1,269,390 |
| 平成 11 年 度 | 1,965,000 | 11,545,055 | 131,774 | 103,764 | 28,010 | 1,294,292 | 979,227 |
| 12 | 1,849,331 | 11,860,231 | 114,356 | 89,512 | 24,844 | 1,359,501 | 1,201,365 |
| 平成 13年 1～3月 | 457,950 | 2,947,434 | 25,909 | 20,264 | 5,645 | 1,359,501 | 1,201,365 |
| 4～6 | 456,917 | 2,793,728 | 28,556 | 23,223 | 5,333 | 1,486,620 | 1,264,722 |
| 7～9 | 599,950 | 2,948,171 | 30,536 | 26,298 | 4,238 | 1,411,657 | 1,205,459 |
| 10～12 | 611,834 | 2,578,423 | 28,012 | 25,530 | 2,482 | 1,789,285 | 1,269,390 |
| 平成 13年 1月 | 142,244 | 940,711 | 10,214 | 7,969 | 2,245 | 1,436,898 | 1,113,288 |
| 2 | 153,493 | 949,597 | 7,232 | 5,495 | 1,737 | 1,392,050 | 1,137,762 |
| 3 | 162,213 | 1,057,126 | 8,463 | 6,800 | 1,663 | 1,359,501 | 1,201,365 |
| 4 | 129,872 | 845,188 | 10,348 | 8,676 | 1,672 | 1,466,093 | 1,214,818 |
| 5 | 169,654 | 962,805 | 8,652 | 6,559 | 2,093 | 1,486,214 | 1,224,806 |
| 6 | 157,391 | 985,735 | 9,556 | 7,988 | 1,568 | 1,486,620 | 1,264,722 |
| 7 | 153,385 | 982,870 | 9,678 | 8,156 | 1,522 | 1,497,369 | 1,281,120 |
| 8 | 239,252 | 945,231 | 10,735 | 9,322 | 1,413 | 1,485,778 | 1,223,776 |
| 9 | 207,313 | 1,020,070 | 10,123 | 8,820 | 1,303 | 1,411,657 | 1,205,459 |
| 10 | 231,785 | 866,072 | 9,950 | 8,784 | 1,166 | 1,536,930 | 1,207,583 |
| 11 | 184,515 | 906,879 | 9,424 | 8,178 | 1,246 | 1,634,100 | 1,268,020 |
| 12 | 195,534 | 805,472 | 8,638 | 8,568 | 70 | 1,789,285 | 1,269,390 |

注：平成10年以前は「コークス販売月報」による。

ク ス

2. 生産/Production

3. 消費/Consumption

4. 出荷/Shipment (単位：t/Unit：t)

| 生産 Production | 生産 | | 消費 Consumption | 消費 | | 出荷 Shipment | 出荷 | | Year and Month |
|-------------------|---------------------------|-------------------|-------------------|---------------------------|---------------|-------------------|-------------------|------------------|----------------|
| | 製鉄業 Iron Manufacturing | その他 Others | | 製鉄業 Iron Manufacturing | その他 Others | | 販売 Sale | | |
| 41,224,425 | 28,293,769 | 12,930,656 | 28,178,510 | 28,098,809 | 79,701 | 15,760,652 | 6,313,377 | C.Y. 1997 | |
| 39,567,599 | 27,319,001 | 12,248,598 | 25,965,875 | 25,913,673 | 52,202 | 14,824,747 | 5,952,397 | C.Y. 1998 | |
| 36,472,930 | 25,059,518 | 11,413,412 | 24,335,603 | 24,313,814 | 21,789 | 13,641,744 | 13,509,094 | C.Y. 1999 | |
| 38,395,515 | 26,549,027 | 11,846,488 | 26,418,212 | 26,389,226 | 28,986 | 13,799,772 | 13,681,630 | C.Y. 2000 | |
| 38,401,557 | 26,868,499 | 11,533,058 | 26,054,874 | 26,036,055 | 18,819 | 13,507,420 | 13,394,407 | C.Y. 2001 | |
| 37,027,931 | 25,445,844 | 11,582,087 | 24,883,577 | 24,855,937 | 27,640 | 13,641,829 | 13,510,055 | F.Y. 1999 | |
| 38,511,464 | 26,777,084 | 11,734,380 | 26,568,245 | 26,546,444 | 21,801 | 13,823,918 | 13,709,562 | F.Y. 2000 | |
| 9,478,551 | 6,640,077 | 2,838,474 | 6,497,563 | 6,491,918 | 5,645 | 3,431,293 | 3,405,384 | I 2001 | |
| 9,602,865 | 6,737,534 | 2,865,331 | 6,632,465 | 6,626,826 | 5,639 | 3,279,201 | 3,250,645 | II | |
| 9,720,132 | 6,786,025 | 2,934,107 | 6,594,859 | 6,591,050 | 3,809 | 3,578,657 | 3,548,121 | III | |
| 9,600,009 | 6,704,863 | 2,895,146 | 6,329,987 | 6,326,261 | 3,726 | 3,218,269 | 3,190,257 | IV | |
| 3,275,072 | 2,282,187 | 992,885 | 2,233,274 | 2,231,218 | 2,056 | 1,093,169 | 1,082,955 | Jan-01 | |
| 2,952,621 | 2,070,007 | 882,614 | 2,006,819 | 2,004,932 | 1,887 | 1,110,322 | 1,103,090 | Feb.. | |
| 3,250,858 | 2,287,883 | 962,975 | 2,257,470 | 2,255,768 | 1,702 | 1,227,802 | 1,219,339 | Mar.. | |
| 3,149,215 | 2,208,463 | 940,752 | 2,192,669 | 2,190,898 | 1,771 | 985,408 | 975,060 | Apr. | |
| 3,291,728 | 2,315,597 | 976,131 | 2,283,253 | 2,281,143 | 2,110 | 1,141,111 | 1,132,459 | May | |
| 3,161,922 | 2,213,474 | 948,448 | 2,156,543 | 2,154,785 | 1,758 | 1,152,682 | 1,143,126 | Jun. | |
| 3,279,130 | 2,299,516 | 979,614 | 2,227,031 | 2,224,984 | 2,047 | 1,145,933 | 1,136,255 | Jul. | |
| 3,275,939 | 2,287,432 | 988,507 | 2,226,316 | 2,226,033 | 283 | 1,195,218 | 1,184,483 | Aug.. | |
| 3,165,063 | 2,199,077 | 965,986 | 2,141,512 | 2,140,033 | 1,479 | 1,237,506 | 1,227,383 | Sep.. | |
| 3,256,699 | 2,265,607 | 991,092 | 2,104,038 | 2,102,106 | 1,932 | 1,107,807 | 1,097,857 | Oct. | |
| 3,128,003 | 2,183,292 | 944,711 | 2,057,481 | 2,056,546 | 935 | 1,100,818 | 1,091,394 | Nov. | |
| 3,215,307 | 2,255,964 | 959,343 | 2,168,468 | 2,167,609 | 859 | 1,009,644 | 1,001,006 | Dec. | |

6. 販売内訳/Breakdown of sales

(単位：t/Unit：t)

| その他 Others | 販売 Sale | 国内 Domestic 注 | 販売内訳 | | | | | Year and Month |
|----------------|-------------------|---------------------|-------------------|---|--------------------------|--|------------------------|------------------|
| | | | 化学工業 Chemicals | 窯業・土石 製品製造業 Ceramics, ston and clay products | 鉄鋼業 Iron and steel | 高炉による製鉄 Blast furnace steel making | フェロアロイ Ferro-alloys | |
| 373,139 | 15,441,515 | 12,801,048 | 116,299 | 181,315 | 10,537,003 | 9,523,118 | 294,223 | C.Y. 1997 |
| 409,359 | 14,560,513 | 12,130,936 | 116,474 | 1,692,680 | 9,813,212 | 8,805,405 | 239,462 | C.Y. 1998 |
| 305,717 | 13,509,094 | 11,267,145 | 68,217 | 254,450 | 9,032,331 | 8,307,642 | 250,066 | C.Y. 1999 |
| 274,597 | 13,681,630 | 11,503,419 | 52,665 | 227,682 | 9,395,576 | 8,623,638 | 255,208 | C.Y. 2000 |
| 519,895 | 13,394,407 | 11,541,206 | 55,270 | 187,247 | 9,256,779 | 8,459,675 | 211,817 | C.Y. 2001 |
| 315,065 | 13,510,055 | 11,277,241 | 66,372 | 252,937 | 9,132,528 | 8,398,047 | 252,364 | F.Y. 1999 |
| 158,136 | 13,709,562 | 11,502,039 | 54,062 | 226,810 | 9,355,167 | 8,583,462 | 248,314 | F.Y. 2000 |
| 158,136 | 3,405,384 | 2,815,545 | 15,816 | 53,089 | 2,258,135 | 2,070,519 | 57,189 | I 2001 |
| 221,898 | 3,250,645 | 2,816,483 | 11,526 | 47,896 | 2,284,660 | 2,131,445 | 49,041 | II |
| 206,198 | 3,548,121 | 2,988,007 | 11,419 | 40,273 | 2,421,832 | 2,172,604 | 50,659 | III |
| 519,895 | 3,190,257 | 2,921,171 | 16,509 | 45,989 | 2,292,152 | 2,085,107 | 54,928 | IV |
| 323,610 | 1,082,955 | 958,360 | 6,071 | 15,841 | 783,936 | 723,255 | 20,901 | Jan-01 |
| 254,288 | 1,103,090 | 897,012 | 5,592 | 18,102 | 706,342 | 643,553 | 17,262 | Feb. |
| 158,136 | 1,219,339 | 960,173 | 4,153 | 19,146 | 767,857 | 703,711 | 19,026 | Mar.. |
| 251,275 | 975,060 | 891,862 | 3,495 | 16,912 | 737,882 | 686,707 | 14,991 | Apr. |
| 261,408 | 1,132,459 | 952,856 | 4,132 | 13,694 | 763,532 | 718,982 | 15,839 | May |
| 221,898 | 1,143,126 | 971,765 | 3,899 | 17,290 | 783,246 | 725,756 | 18,211 | Jun. |
| 216,249 | 1,136,255 | 967,441 | 3,907 | 14,048 | 791,049 | 733,772 | 17,715 | Jul. |
| 262,002 | 1,184,483 | 1,021,338 | 3,272 | 12,759 | 796,407 | 724,787 | 15,936 | Aug.. |
| 206,198 | 1,227,383 | 999,228 | 4,240 | 13,466 | 834,376 | 714,045 | 17,008 | Sep.. |
| 329,347 | 1,097,857 | 1,017,183 | 3,269 | 16,201 | 815,430 | 704,637 | 16,772 | Oct. |
| 366,080 | 1,091,394 | 926,166 | 6,351 | 14,806 | 733,324 | 675,838 | 18,920 | Nov. |
| 519,895 | 1,001,006 | 977,822 | 6,889 | 14,982 | 743,398 | 704,632 | 19,236 | Dec. |

6. 販売内訳 (つづき) / Breakdown of sales

| 区 分 Classification | | | | | | | 輸 出 Exports |
|-----------------------|------------------------|------------------|-------------------------------|---|--------------------------------|-------------------------------|------------------|
| | 銑鉄・鋳物 Iron castings | その他鉄鋼業 Others | 非鉄金属製造業 Non-ferrous metals | 金属製品及び 諸機械製造業 Metal product and machinery | その他製造業 Other domestic sales | その他国内販売 Other domestic use | |
| 平成 9 年 | 326,150 | 393,512 | 149,418 | 40,773 | 414,215 | 1,362,025 | 2,640,467 |
| 10 | 221,920 | 546,425 | 142,122 | 36,217 | 448,581 | 1,411,650 | 2,429,577 |
| 11 | 183,305 | 291,318 | 104,798 | 37,019 | 514,429 | 1,255,901 | 2,241,949 |
| 12 | 173,190 | 343,540 | 87,819 | 23,735 | 482,417 | 1,233,525 | 2,178,211 |
| 13 | 142,903 | 442,384 | 93,009 | 18,129 | 609,964 | 1,320,808 | 1,853,201 |
| 平成 11 年度 | 179,341 | 302,776 | 92,339 | 29,561 | 511,642 | 1,191,859 | 2,232,814 |
| 12 | 167,865 | 355,526 | 85,438 | 22,444 | 497,207 | 1,260,911 | 2,207,523 |
| 平成 13年 1～3月 | 38,418 | 92,009 | 24,532 | 5,237 | 135,585 | 323,151 | 589,839 |
| 4～6 | 37,445 | 66,729 | 14,856 | 4,257 | 134,975 | 318,313 | 434,162 |
| 7～9 | 33,921 | 164,648 | 27,343 | 4,350 | 133,824 | 348,966 | 560,114 |
| 10～12 | 33,119 | 118,998 | 26,278 | 4,285 | 205,580 | 330,378 | 269,086 |
| 平成 13年 1 月 | 11,635 | 28,145 | 9,537 | 1,396 | 33,277 | 108,302 | 124,595 |
| 2 | 13,912 | 31,615 | 9,269 | 1,891 | 52,403 | 103,413 | 206,078 |
| 3 | 12,871 | 32,249 | 5,726 | 1,950 | 49,905 | 111,436 | 259,166 |
| 4 | 11,926 | 24,258 | 1,213 | 1,391 | 33,773 | 97,196 | 83,198 |
| 5 | 12,882 | 15,829 | 5,713 | 1,410 | 54,095 | 110,280 | 179,603 |
| 6 | 12,637 | 26,642 | 7,930 | 1,456 | 47,107 | 110,837 | 171,361 |
| 7 | 11,971 | 27,591 | 9,737 | 1,549 | 32,918 | 114,233 | 168,814 |
| 8 | 9,475 | 46,209 | 8,795 | 1,322 | 67,734 | 131,049 | 163,145 |
| 9 | 12,475 | 90,848 | 8,811 | 1,479 | 33,172 | 103,684 | 228,155 |
| 10 | 12,470 | 81,551 | 9,470 | 1,625 | 68,754 | 102,434 | 80,674 |
| 11 | 11,975 | 26,591 | 9,025 | 1,430 | 63,602 | 97,628 | 165,228 |
| 12 | 8,674 | 10,856 | 7,783 | 1,230 | 73,224 | 130,316 | 23,184 |

7. 原材料 (つづき) / Raw Materials (1)消費 / Consumption

| 区 分 Classification | | | | | | | | |
|-----------------------|----------------|----------------|--------------------------------|---------------|----------------|----------------------|--------------------------------|---------------|
| | その他 Others | ピッチ Pitch | 製鉄業 Iron manu- facturing | | その他 Others | 粉コークス Powder coke | 製鉄業 Iron manu- facturing | |
| | | | 製鉄業 Iron manu- facturing | その他 Others | | | 製鉄業 Iron manu- facturing | その他 Others |
| 平成 9 年 | 311,848 | 529,227 | 362,221 | 167,006 | 192,116 | 33,669 | 158,447 | |
| 10 | 324,708 | 544,260 | 386,161 | 158,099 | 172,164 | 55,961 | 116,203 | |
| 11 | 249,727 | 498,955 | 369,664 | 129,291 | 148,055 | 64,535 | 83,520 | |
| 12 | 177,400 | 458,371 | 377,146 | 81,225 | 143,352 | 61,198 | 82,154 | |
| 13 | 168,703 | 467,563 | 390,605 | 76,958 | 130,266 | 61,919 | 68,347 | |
| 平成 11 年度 | 202,309 | 501,335 | 386,751 | 114,584 | 145,834 | 62,648 | 83,186 | |
| 12 | 171,900 | 430,278 | 355,851 | 74,427 | 138,063 | 59,382 | 78,681 | |
| 平成 13年 1～3月 | 39,413 | 98,703 | 81,667 | 17,036 | 32,624 | 13,792 | 18,832 | |
| 4～6 | 47,439 | 107,900 | 88,489 | 19,411 | 34,534 | 16,697 | 17,837 | |
| 7～9 | 42,154 | 122,774 | 105,819 | 16,955 | 32,458 | 16,104 | 16,354 | |
| 10～12 | 39,697 | 138,186 | 114,630 | 23,556 | 30,650 | 15,326 | 15,324 | |
| 平成 13年 1 月 | 13,037 | 31,877 | 26,034 | 5,843 | 11,281 | 4,977 | 6,304 | |
| 2 | 12,918 | 29,768 | 24,805 | 4,963 | 10,565 | 4,304 | 6,261 | |
| 3 | 13,458 | 37,058 | 30,828 | 6,230 | 10,778 | 4,511 | 6,267 | |
| 4 | 14,766 | 35,702 | 29,653 | 6,049 | 12,935 | 6,528 | 6,407 | |
| 5 | 17,529 | 38,440 | 31,457 | 6,983 | 10,765 | 4,820 | 5,945 | |
| 6 | 15,144 | 33,758 | 27,379 | 6,379 | 10,834 | 5,349 | 5,485 | |
| 7 | 12,076 | 38,455 | 32,521 | 5,934 | 11,308 | 5,549 | 5,759 | |
| 8 | 15,352 | 42,963 | 37,444 | 5,519 | 11,019 | 5,395 | 5,624 | |
| 9 | 14,726 | 41,356 | 35,854 | 5,502 | 10,131 | 5,160 | 4,971 | |
| 10 | 12,788 | 50,521 | 42,092 | 8,429 | 11,585 | 5,061 | 6,524 | |
| 11 | 11,694 | 43,462 | 34,526 | 8,936 | 10,500 | 4,919 | 5,581 | |
| 12 | 15,215 | 44,203 | 38,012 | 6,191 | 8,565 | 5,346 | 3,219 | |

7. 原材料/Raw Materials (1)消費/Consumption

(単位：t/Unit：t)

| 消費 Consumption | 製鉄業 Iron manu- factoring | その他 other | 石炭 | | | 石油コークス Petroleum coke | 製鉄業 Iron manu- factoring | Year and Month |
|-------------------|--------------------------------|-------------------|-------------------|--------------------------------|-------------------|-----------------------------|--------------------------------|-------------------|
| | | | 石炭 Coal | 製鉄業 Iron manu- factoring | その他 Others | | | |
| 61,611,106 | 43,487,669 | 18,123,437 | 59,991,908 | 42,505,772 | 17,486,136 | 897,855 | 586,007 | C.Y. 1997 |
| 59,328,746 | 42,133,214 | 17,195,532 | 57,669,708 | 41,073,186 | 16,596,522 | 942,614 | 617,906 | C.Y. 1998 |
| 52,190,038 | 37,096,385 | 15,093,653 | 50,588,280 | 35,957,165 | 14,631,115 | 954,748 | 705,021 | C.Y. 1999 |
| 55,106,812 | 39,550,178 | 15,556,634 | 53,554,516 | 38,338,661 | 15,215,855 | 950,573 | 773,173 | C.Y. 2000 |
| 55,343,918 | 40,102,754 | 15,241,164 | 53,916,212 | 38,989,056 | 14,927,156 | 829,877 | 661,174 | C.Y. 2001 |
| 52,975,033 | 37,696,630 | 15,278,403 | 51,399,822 | 36,521,498 | 14,878,324 | 928,042 | 725,733 | F.Y. 1999 |
| 55,365,351 | 39,923,713 | 15,441,638 | 53,870,448 | 38,753,818 | 15,116,630 | 926,562 | 754,662 | F.Y. 2000 |
| 13,618,712 | 9,904,447 | 3,714,265 | 13,269,124 | 9,630,140 | 3,638,984 | 218,261 | 178,848 | I 2001 |
| 13,794,938 | 10,000,808 | 3,794,130 | 13,457,410 | 9,747,967 | 3,709,443 | 195,094 | 147,655 | II |
| 14,017,212 | 10,121,118 | 3,896,094 | 13,640,238 | 9,819,607 | 3,820,631 | 221,742 | 179,588 | III |
| 13,913,056 | 10,076,381 | 3,836,675 | 13,549,440 | 9,791,342 | 3,758,098 | 194,780 | 155,083 | IV |
| 4,715,333 | 3,409,070 | 1,306,263 | 4,600,960 | 3,319,881 | 1,281,079 | 71,215 | 58,178 | Jan-01 |
| 4,212,792 | 3,070,983 | 1,141,809 | 4,105,835 | 2,988,168 | 1,117,667 | 66,624 | 53,706 | Feb. |
| 4,690,587 | 3,424,394 | 1,266,193 | 4,562,329 | 3,322,091 | 1,240,238 | 80,422 | 66,964 | Mar. |
| 4,531,831 | 3,288,883 | 1,242,948 | 4,416,379 | 3,200,653 | 1,215,726 | 66,815 | 52,049 | Apr. |
| 4,717,488 | 3,422,007 | 1,295,481 | 4,599,955 | 3,334,931 | 1,265,024 | 68,328 | 50,799 | May |
| 4,545,619 | 3,289,918 | 1,255,701 | 4,441,076 | 3,212,383 | 1,228,693 | 59,951 | 44,807 | Jun. |
| 4,717,560 | 3,413,433 | 1,304,127 | 4,595,259 | 3,314,901 | 1,280,358 | 72,538 | 60,462 | Jul. |
| 4,747,237 | 3,432,158 | 1,315,079 | 4,613,180 | 3,324,596 | 1,288,584 | 80,075 | 64,723 | Aug. |
| 4,552,415 | 3,275,527 | 1,276,888 | 4,431,799 | 3,180,110 | 1,251,689 | 69,129 | 54,403 | Sep. |
| 4,729,414 | 3,412,874 | 1,316,540 | 4,600,223 | 3,311,424 | 1,288,799 | 67,085 | 54,297 | Oct. |
| 4,478,027 | 3,233,261 | 1,244,766 | 4,361,874 | 3,143,319 | 1,218,555 | 62,191 | 50,497 | Nov. |
| 4,705,615 | 3,430,246 | 1,275,369 | 4,587,343 | 3,336,599 | 1,250,744 | 65,504 | 50,289 | Dec. |

(2) 在庫/Inventory

(単位：t/Unit：t)

| 在庫 Inventory at end Month, Year | 製鉄業 Iron manu- factoring | その他 Others | 石炭 | | | 石油コークス Petroleum coke | 製鉄業 Iron manu- factoring | Year and Month |
|--|--------------------------------|------------------|------------------|--------------------------------|------------------|-----------------------------|--------------------------------|-------------------|
| | | | 石炭 Coal | 製鉄業 Iron manu- factoring | その他 Others | | | |
| 7,225,983 | 4,896,454 | 2,329,529 | 6,547,007 | 4,527,500 | 2,019,507 | 488,240 | 294,658 | C.Y. 1997 |
| 6,643,969 | 4,553,699 | 2,090,270 | 6,120,977 | 4,244,646 | 1,876,331 | 381,938 | 262,051 | C.Y. 1998 |
| 6,295,849 | 4,569,292 | 1,726,557 | 5,897,975 | 4,287,014 | 1,610,961 | 262,914 | 196,880 | C.Y. 1999 |
| 5,649,644 | 4,131,745 | 1,517,899 | 5,206,365 | 3,828,102 | 1,378,263 | 255,395 | 197,501 | C.Y. 2000 |
| 6,223,000 | 4,524,852 | 1,698,148 | 5,727,414 | 4,234,469 | 1,492,945 | 352,427 | 208,611 | C.Y. 2001 |
| 5,726,066 | 3,980,442 | 1,745,624 | 5,352,008 | 3,702,460 | 1,649,548 | 234,629 | 202,934 | F.Y. 1999 |
| 6,126,136 | 4,152,503 | 1,973,633 | 5,665,869 | 3,804,172 | 1,861,697 | 284,844 | 249,434 | F.Y. 2000 |
| 6,126,136 | 4,152,503 | 1,973,633 | 5,665,869 | 3,804,172 | 1,861,697 | 284,844 | 249,434 | I 2001 |
| 6,222,123 | 4,412,271 | 1,809,852 | 5,707,359 | 4,046,586 | 1,660,773 | 354,233 | 278,525 | II |
| 6,066,694 | 4,499,185 | 1,567,509 | 5,579,484 | 4,167,428 | 1,412,056 | 317,787 | 233,795 | III |
| 6,223,000 | 4,524,852 | 1,698,148 | 5,727,414 | 4,234,469 | 1,492,945 | 352,427 | 208,611 | IV |
| 5,982,232 | 4,170,030 | 1,812,202 | 5,559,031 | 3,880,340 | 1,678,691 | 239,213 | 184,088 | Jan-01 |
| 6,280,305 | 4,462,303 | 1,818,002 | 5,833,631 | 4,138,718 | 1,694,913 | 258,019 | 217,082 | Feb. |
| 6,126,136 | 4,152,503 | 1,973,633 | 5,665,869 | 3,804,172 | 1,861,697 | 284,844 | 249,434 | Mar. |
| 5,718,047 | 4,085,796 | 1,632,251 | 5,330,636 | 3,799,855 | 1,530,781 | 208,396 | 179,318 | Apr. |
| 6,441,987 | 4,641,796 | 1,800,191 | 6,021,583 | 4,316,039 | 1,705,544 | 246,351 | 229,478 | May |
| 6,222,123 | 4,412,271 | 1,809,852 | 5,707,359 | 4,046,586 | 1,660,773 | 354,233 | 278,525 | Jun. |
| 6,609,982 | 4,683,665 | 1,926,317 | 6,142,858 | 4,350,991 | 1,791,867 | 316,448 | 249,510 | Jul. |
| 6,277,285 | 4,508,542 | 1,768,743 | 5,779,753 | 4,136,577 | 1,643,176 | 332,854 | 281,394 | Aug. |
| 6,066,694 | 4,499,185 | 1,567,509 | 5,579,484 | 4,167,428 | 1,412,056 | 317,787 | 233,795 | Sep. |
| 6,639,862 | 5,093,121 | 1,546,741 | 6,250,895 | 4,842,408 | 1,408,487 | 243,920 | 168,787 | Oct. |
| 7,341,873 | 5,398,344 | 1,943,529 | 6,909,137 | 5,094,162 | 1,814,975 | 285,130 | 221,734 | Nov. |
| 6,223,000 | 4,524,852 | 1,698,148 | 5,727,414 | 4,234,469 | 1,492,945 | 352,427 | 208,611 | Dec. |

(2)在庫(つづき)/Inventory

| 区分 Classification | | | | | | | |
|----------------------|----------------|----------------|--------------------------------|---------------|----------------------|--------------------------------|---------------|
| | その他 Others | ピッチ Pitch | 製鉄業 Iron manu- factoring | その他 Others | 粉コークス Powder coke | 製鉄業 Iron manu- factoring | その他 Others |
| 平成 9 年 | 193,582 | 154,968 | 70,067 | 84,901 | 35,768 | 4,229 | 31,539 |
| 10 | 119,887 | 126,769 | 44,822 | 81,947 | 14,285 | 2,180 | 12,105 |
| 11 | 66,034 | 121,332 | 78,283 | 43,049 | 13,628 | 7,115 | 6,513 |
| 12 | 57,894 | 169,323 | 95,927 | 73,396 | 18,561 | 10,215 | 8,346 |
| 13 | 143,816 | 127,817 | 72,286 | 55,531 | 15,342 | 9,486 | 5,856 |
| 平成 11 年度 | 31,695 | 122,678 | 65,927 | 56,751 | 16,751 | 9,121 | 7,630 |
| 12 | 35,410 | 157,499 | 87,886 | 69,613 | 17,924 | 11,011 | 6,913 |
| 平成 13年 1～3月 | 35,410 | 157,499 | 87,886 | 69,613 | 17,924 | 11,011 | 6,913 |
| 4～6 | 75,708 | 143,876 | 76,754 | 67,122 | 16,655 | 10,406 | 6,249 |
| 7～9 | 83,992 | 154,388 | 88,542 | 65,846 | 15,035 | 9,420 | 5,615 |
| 10～12 | 143,816 | 127,817 | 72,286 | 55,531 | 15,342 | 9,486 | 5,856 |
| 平成 13年 1月 | 55,125 | 165,159 | 95,489 | 69,670 | 18,829 | 10,113 | 8,716 |
| 2 | 40,937 | 168,699 | 95,881 | 72,818 | 19,956 | 10,622 | 9,334 |
| 3 | 35,410 | 157,499 | 87,886 | 69,613 | 17,924 | 11,011 | 6,913 |
| 4 | 29,078 | 163,663 | 96,864 | 66,799 | 15,352 | 9,759 | 5,593 |
| 5 | 16,873 | 156,997 | 86,256 | 70,741 | 17,056 | 10,023 | 7,033 |
| 6 | 75,708 | 143,876 | 76,754 | 67,122 | 16,655 | 10,406 | 6,249 |
| 7 | 66,938 | 132,830 | 71,671 | 61,159 | 17,846 | 11,493 | 6,353 |
| 8 | 51,460 | 148,748 | 79,815 | 68,933 | 15,930 | 10,756 | 5,174 |
| 9 | 83,992 | 154,388 | 88,542 | 65,846 | 15,035 | 9,420 | 5,615 |
| 10 | 75,133 | 130,941 | 72,061 | 58,880 | 14,106 | 9,865 | 4,241 |
| 11 | 63,396 | 133,037 | 72,567 | 60,470 | 14,569 | 9,881 | 4,688 |
| 12 | 143,816 | 127,817 | 72,286 | 55,531 | 15,342 | 9,486 | 5,856 |

電力・燃料(つづき)/Electricity・Fuel

| 区分 Classification | その他 | 高炉ガス消費 (1000m ³) Blast Coke furnace gas consumption | 製鉄業 | その他 | 転炉ガス消費 (1000m ³) Revolving furnace gas consumption | 製鉄業 | その他 |
|----------------------|------------------|---|-------------------------|------------------|--|-------------------------|----------------|
| | Others | | Iron manu- factoring | Others | | Iron manu- factoring | Others |
| 平成 9 年 | 1,513,667 | 17,516,554 | 15,024,052 | 2,492,502 | 463,561 | 178,800 | 284,761 |
| 10 | 1,369,428 | 17,374,855 | 14,790,385 | 2,584,470 | 428,295 | 158,046 | 270,249 |
| 11 | 1,317,820 | 17,653,217 | 15,274,203 | 2,379,014 | 460,165 | 201,031 | 259,134 |
| 12 | 1,413,166 | 18,500,514 | 16,089,505 | 2,411,009 | 455,072 | 199,658 | 255,414 |
| 13 | 1,528,924 | 17,933,050 | 15,591,151 | 2,341,899 | 424,631 | 185,090 | 239,541 |
| 平成 11 年度 | 1,354,577 | 17,979,630 | 15,620,636 | 2,358,994 | 453,466 | 201,120 | 252,346 |
| 12 | 1,398,822 | 18,503,180 | 16,132,328 | 2,370,852 | 468,143 | 201,928 | 266,215 |
| 平成 13年 1～3月 | 341,490 | 4,563,935 | 4,000,446 | 563,489 | 108,939 | 47,133 | 61,806 |
| 4～6 | 343,402 | 4,548,449 | 3,927,024 | 621,425 | 99,701 | 40,592 | 59,109 |
| 7～9 | 485,645 | 4,512,187 | 3,924,764 | 587,423 | 112,688 | 47,583 | 65,105 |
| 10～12 | 358,387 | 4,308,479 | 3,738,917 | 569,562 | 103,303 | 49,782 | 53,521 |
| 平成 13年 1月 | 119,557 | 1,576,115 | 1,381,603 | 194,512 | 39,860 | 17,158 | 22,702 |
| 2 | 106,614 | 1,424,599 | 1,248,538 | 176,061 | 31,365 | 13,968 | 17,397 |
| 3 | 115,319 | 1,563,221 | 1,370,305 | 192,916 | 37,714 | 16,007 | 21,707 |
| 4 | 110,616 | 1,480,326 | 1,286,222 | 194,104 | 32,354 | 13,875 | 18,479 |
| 5 | 116,095 | 1,559,954 | 1,333,104 | 226,850 | 34,040 | 14,225 | 19,815 |
| 6 | 116,691 | 1,508,169 | 1,307,698 | 200,471 | 33,307 | 12,492 | 20,815 |
| 7 | 251,834 | 1,523,138 | 1,322,835 | 200,303 | 39,286 | 17,150 | 22,136 |
| 8 | 116,596 | 1,523,951 | 1,322,665 | 201,286 | 36,471 | 15,709 | 20,762 |
| 9 | 117,215 | 1,465,098 | 1,279,264 | 185,834 | 36,931 | 14,724 | 22,207 |
| 10 | 126,064 | 1,434,391 | 1,245,379 | 189,012 | 37,379 | 17,314 | 20,065 |
| 11 | 116,143 | 1,423,499 | 1,236,139 | 187,360 | 33,830 | 16,991 | 16,839 |
| 12 | 116,180 | 1,450,589 | 1,257,399 | 193,190 | 32,094 | 15,477 | 16,617 |

8. 電力・燃料/Electricity・Fuel

(単位：t/Unit：t)

| 電力消費 (1000m ³) Electricity consumption | 製鉄業 Iron manu- factoring | | コークス炉 ガス発生 (1000m ³) Coke furnace gas consume-piton | | | コークス炉 ガス消費 (1000m ³) Coke furnace gas generation | | Year and Month |
|---|--------------------------------|--------------------------------|---|--------------------------------|------------------|--|------------------|-------------------|
| | その他 Others | 製鉄業 Iron manu- factoring | その他 Others | 製鉄業 Iron manu- factoring | その他 Others | 製鉄業 Iron manu- factoring | | |
| 1,664,839 | 1,107,222 | 557,617 | 16,233,068 | 11,346,500 | 4,886,568 | 3,179,720 | 1,666,053 | C.Y. 1997 |
| 1,639,759 | 1,092,050 | 547,709 | 15,558,746 | 10,864,182 | 4,694,564 | 2,911,075 | 1,541,647 | C.Y. 1998 |
| 1,641,547 | 1,090,737 | 550,810 | 15,020,473 | 10,468,254 | 4,552,219 | 2,641,725 | 1,323,905 | C.Y. 1999 |
| 1,702,699 | 1,133,342 | 569,357 | 15,871,343 | 11,138,499 | 4,732,844 | 2,874,774 | 1,461,608 | C.Y. 2000 |
| 1,731,852 | 1,137,543 | 594,309 | 15,975,148 | 11,320,287 | 4,654,861 | 3,092,505 | 1,563,581 | C.Y. 2001 |
| 1,661,167 | 1,105,846 | 555,321 | 15,267,925 | 10,647,558 | 4,620,367 | 2,707,254 | 1,352,677 | F.Y. 1999 |
| 1,710,923 | 1,137,663 | 573,260 | 15,952,615 | 11,254,134 | 4,698,481 | 2,873,461 | 1,474,639 | F.Y. 2000 |
| 432,066 | 285,119 | 146,947 | 3,921,176 | 2,786,297 | 1,134,879 | 701,740 | 360,250 | I 2001 |
| 424,783 | 280,091 | 144,692 | 3,995,701 | 2,843,802 | 1,151,899 | 730,549 | 387,147 | II |
| 436,136 | 286,362 | 149,774 | 4,070,033 | 2,878,964 | 1,191,069 | 887,290 | 401,645 | III |
| 438,867 | 285,971 | 152,896 | 3,988,238 | 2,811,224 | 1,177,014 | 772,926 | 414,539 | IV |
| 149,323 | 98,879 | 50,444 | 1,348,055 | 955,930 | 392,125 | 243,566 | 124,009 | Jan-01 |
| 133,444 | 87,871 | 45,573 | 1,222,386 | 861,942 | 360,444 | 217,098 | 110,484 | Feb.. |
| 149,299 | 98,369 | 50,930 | 1,350,735 | 968,425 | 382,310 | 241,076 | 125,757 | Mar.. |
| 139,390 | 93,230 | 46,160 | 1,303,518 | 928,621 | 374,897 | 236,637 | 126,021 | Apr. |
| 143,863 | 94,604 | 49,259 | 1,361,219 | 969,862 | 391,357 | 247,736 | 131,641 | May |
| 141,530 | 92,257 | 49,273 | 1,330,964 | 945,319 | 385,645 | 246,176 | 129,485 | Jun. |
| 146,123 | 96,072 | 50,051 | 1,369,444 | 972,408 | 397,036 | 386,292 | 134,458 | Jul. |
| 147,281 | 96,705 | 50,576 | 1,373,707 | 972,698 | 401,009 | 251,498 | 134,902 | Aug.. |
| 142,732 | 93,585 | 49,147 | 1,326,882 | 933,858 | 393,024 | 249,500 | 132,285 | Sep.. |
| 147,734 | 96,258 | 51,476 | 1,354,040 | 950,118 | 403,922 | 270,317 | 144,253 | Oct. |
| 142,455 | 92,521 | 49,934 | 1,297,389 | 917,199 | 380,190 | 248,338 | 132,195 | Nov. |
| 148,678 | 97,192 | 51,486 | 1,336,809 | 943,907 | 392,902 | 254,271 | 138,091 | Dec. |

9. 生産能力・稼働率/Production Capacity・Operating ratio

10. 労務/Labor (単位：人/Unit：Persons)

| 生産能力(乾量：t)(月・年・年度末) Production Capacity (Dry：t) of month-end | | | 稼働率(%) Operating Ratio | | | 常用従業者(月・年・年度末) Number of employees at month-end | | Year and Month |
|---|--------------------------------|------------------|---------------------------|--------------------------------|---------------|--|--------------------------------------|-------------------|
| 計 | 製鉄業 Iron manu- factoring | その他 Others | 計 | 製鉄業 Iron manu- factoring | その他 Others | コークス部門 Employees at the division | 事業所全体 All of the establishment | |
| 3,996,586 | 2,748,111 | 1,248,475 | 84.0 | 83.4 | ... | 2,854 | 46,040 | C.Y. 1997 |
| 3,945,531 | 2,748,111 | 1,197,420 | 81.8 | 80.4 | ... | 2,465 | 41,066 | C.Y. 1998 |
| 3,908,394 | 2,748,111 | 1,160,283 | 79.0 | 77.4 | 82.6 | 2,320 | 37,320 | C.Y. 1999 |
| 3,902,644 | 2,748,111 | 1,154,533 | 83.3 | 81.9 | 86.8 | 2,158 | 34,557 | C.Y. 2000 |
| 3,902,644 | 2,748,111 | 1,154,533 | 82.4 | 82.1 | 83.1 | 2,175 | 32,610 | C.Y. 2001 |
| 3,908,394 | 2,748,111 | 1,160,283 | 80.2 | 78.4 | 84.3 | 2,231 | 36,524 | F.Y. 1999 |
| 3,902,564 | 2,748,111 | 1,154,453 | 83.3 | 83.3 | 83.4 | 2,175 | 34,121 | F.Y. 2000 |
| 3,902,564 | 2,748,111 | 1,154,453 | 83.7 | 83.2 | 84.7 | 2,175 | 34,121 | I 2001 |
| 3,777,243 | 2,659,824 | 1,117,419 | 83.8 | 83.5 | 84.5 | 2,194 | 33,521 | II |
| 3,777,243 | 2,659,824 | 1,117,419 | 83.9 | 83.8 | 85.6 | 2,158 | 33,088 | III |
| 3,902,644 | 2,748,111 | 1,154,533 | 82.9 | 82.2 | 84.5 | 2,175 | 32,610 | IV |
| 3,902,644 | 2,748,111 | 1,154,533 | 83.9 | 83.0 | 86.0 | 2,200 | 34,337 | Jan-01 |
| 3,525,940 | 2,482,749 | 1,043,191 | 83.7 | 83.4 | 84.6 | 2,195 | 34,229 | Feb.. |
| 3,902,564 | 2,748,111 | 1,154,453 | 83.3 | 83.3 | 83.4 | 2,175 | 34,121 | Mar.. |
| 3,777,243 | 2,659,824 | 1,117,419 | 83.4 | 83.0 | 84.2 | 2,187 | 33,733 | Apr. |
| 3,902,644 | 2,748,111 | 1,154,533 | 84.3 | 84.3 | 84.5 | 2,194 | 33,654 | May |
| 3,777,243 | 2,659,824 | 1,117,419 | 83.7 | 83.2 | 84.9 | 2,194 | 33,521 | Jun. |
| 3,902,644 | 2,748,111 | 1,154,533 | 84.0 | 85.5 | 84.8 | 2,178 | 33,280 | Jul. |
| 3,902,644 | 2,748,111 | 1,154,533 | 83.9 | 83.2 | 85.6 | 2,178 | 33,151 | Aug.. |
| 3,777,243 | 2,659,824 | 1,117,419 | 83.8 | 82.7 | 86.4 | 2,158 | 33,088 | Sep.. |
| 3,902,644 | 2,748,111 | 1,154,533 | 83.4 | 82.4 | 85.8 | 2,152 | 32,896 | Oct. |
| 3,777,243 | 2,659,824 | 1,117,419 | 82.8 | 82.1 | 84.5 | 2,182 | 32,805 | Nov. |
| 3,902,644 | 2,748,111 | 1,154,533 | 82.4 | 82.1 | 83.1 | 2,175 | 32,610 | Dec. |

11. 品種別販売内訳 / Sales by Kind of Product

(1) 合計 (溶鋳炉用・鑄物用・一般用コークス) / Total (Coke for blasting, casting, and general use)

| 区 分 Year and Month | 平成12年度 F.Y. 2000 | 平成12年 C.Y. 2000 | 13年 C.Y. 2001 | 1月 Jan. | 2月 Feb. | 3月 Mar. | 4月 Apr. | 5月 May |
|-----------------------|---------------------|--------------------|------------------|------------|------------|------------|------------|-----------|
| 販 売 合 計 | 13,709,562 | 13,681,630 | 13,394,407 | 1,082,955 | 1,103,090 | 1,219,339 | 975,060 | 1,132,459 |
| 国 内 計 | 11,502,039 | 11,503,419 | 11,541,206 | 958,360 | 897,012 | 960,173 | 891,862 | 952,856 |
| 化 学 工 業 | 54,062 | 52,665 | 55,270 | 6,071 | 5,592 | 4,153 | 3,495 | 4,132 |
| 窯業・土石製品 | 226,810 | 227,682 | 187,247 | 15,841 | 18,102 | 19,146 | 16,912 | 13,694 |
| 鉄 鋼 業 | 9,355,167 | 9,395,576 | 9,256,779 | 783,936 | 706,342 | 767,857 | 737,882 | 763,532 |
| 高炉による製鉄 | 8,583,462 | 8,623,638 | 8,459,675 | 723,255 | 643,553 | 703,711 | 686,707 | 718,982 |
| フェロアロイ | 248,314 | 255,208 | 211,817 | 20,901 | 17,262 | 19,026 | 14,991 | 15,839 |
| 銑鉄鑄物 | 167,865 | 173,190 | 142,903 | 11,635 | 13,912 | 12,871 | 11,926 | 12,882 |
| その他鉄鋼 | 355,526 | 343,540 | 442,384 | 28,145 | 31,615 | 32,249 | 24,258 | 15,829 |
| 非鉄金属 | 85,438 | 87,819 | 93,009 | 9,537 | 9,269 | 5,726 | 1,213 | 5,713 |
| 金属製品・諸機械 | 22,444 | 23,735 | 18,129 | 1,396 | 1,891 | 1,950 | 1,391 | 1,410 |
| その他製造業 | 497,207 | 482,417 | 609,964 | 33,277 | 52,403 | 49,905 | 33,773 | 54,095 |
| その他国内販売 | 1,260,911 | 1,233,525 | 1,320,808 | 108,302 | 103,413 | 111,436 | 97,196 | 110,280 |
| 輸 出 | 2,207,523 | 2,178,211 | 1,853,201 | 124,595 | 206,078 | 259,166 | 83,198 | 179,603 |

品種別販売内訳 (つづき) / Sales by Kind of Product

(2) 溶鋳炉用 / Coke for blasting use

| 区 分 Year and Month | 平成12年度 F.Y. 2000 | 平成12年 C.Y. 2000 | 13年 C.Y. 2001 | 1月 Jan. | 2月 Feb. | 3月 Mar. | 4月 Apr. | 5月 May |
|-----------------------|---------------------|--------------------|------------------|------------|------------|------------|------------|-----------|
| 販 売 合 計 | 10,988,128 | 11,013,845 | 10,607,488 | 874,414 | 878,778 | 944,337 | 795,993 | 900,533 |
| 国 内 計 | 8,971,502 | 8,992,037 | 8,912,409 | 754,081 | 676,855 | 738,781 | 714,085 | 734,835 |
| 化 学 工 業 | — | — | — | — | — | — | — | — |
| 窯業・土石製品 | 95,513 | 94,523 | 70,172 | 7,382 | 6,833 | 8,374 | 6,949 | 4,697 |
| 鉄 鋼 業 | 8,875,989 | 8,897,514 | 8,842,237 | 746,699 | 670,022 | 730,407 | 707,136 | 730,138 |
| 高炉による製鉄 | 8,582,944 | 8,617,518 | 8,459,445 | 723,206 | 643,510 | 703,676 | 686,699 | 718,933 |
| フェロアロイ | 22,887 | 22,292 | 20,934 | 2,184 | 1,579 | 1,932 | 2,109 | 1,906 |
| 銑鉄鑄物 | — | — | — | — | — | — | — | — |
| その他鉄鋼 | 270,158 | 257,704 | 361,858 | 21,309 | 24,933 | 24,799 | 18,328 | 9,299 |
| 非鉄金属 | — | — | — | — | — | — | — | — |
| 金属製品・諸機械 | — | — | — | — | — | — | — | — |
| その他製造業 | — | — | — | — | — | — | — | — |
| その他国内販売 | — | — | — | — | — | — | — | — |
| 輸 出 | 2,016,626 | 2,021,808 | 1,695,079 | 120,333 | 201,923 | 205,556 | 81,908 | 165,698 |

(単位：乾量 t/Unit : Dry t)

| 6月 Jun. | 7月 Jul. | 8月 Aug. | 9月 Sep. | 10月 Oct. | 11月 Nov. | 12月 Dec. | Classification |
|------------|------------|------------|------------|-------------|-------------|-------------|---------------------------------|
| 1,143,126 | 1,136,255 | 1,184,483 | 1,227,383 | 1,097,857 | 1,091,394 | 1,001,006 | Total |
| 971,765 | 967,441 | 1,021,338 | 999,228 | 1,017,183 | 926,166 | 977,822 | Domestic total |
| 3,899 | 3,907 | 3,272 | 4,240 | 3,269 | 6,351 | 6,889 | Chemicals |
| 17,290 | 14,048 | 12,759 | 13,466 | 16,201 | 14,806 | 14,982 | Ceramics,stoneand clay products |
| 783,246 | 791,049 | 796,407 | 834,376 | 815,430 | 733,324 | 743,398 | Iron and steel |
| 725,756 | 733,772 | 724,787 | 714,045 | 704,637 | 675,838 | 704,632 | Blast furnace steel making |
| 18,211 | 17,715 | 15,936 | 17,008 | 16,772 | 18,920 | 19,236 | Ferro-alloys |
| 12,637 | 11,971 | 9,475 | 12,475 | 12,470 | 11,975 | 8,674 | Pig ironig iron castionsgs |
| 26,642 | 27,591 | 46,209 | 90,848 | 81,551 | 26,591 | 10,856 | Others |
| 7,930 | 9,737 | 8,795 | 8,811 | 9,470 | 9,025 | 7,783 | Non-ferrous metals |
| 1,456 | 1,549 | 1,322 | 1,479 | 1,625 | 1,430 | 1,230 | Metal product and Machinery |
| 47,107 | 32,918 | 67,734 | 33,172 | 68,754 | 63,602 | 73,224 | Other domestic sales |
| 110,837 | 114,233 | 131,049 | 103,684 | 102,434 | 97,628 | 130,316 | Other Domestic use |
| 171,361 | 168,814 | 163,145 | 228,155 | 80,674 | 165,228 | 23,184 | Exports |

(単位：乾量 t/Unit : Dry t)

| 6月 Jun. | 7月 Jul. | 8月 Aug. | 9月 Sep. | 10月 Oct. | 11月 Nov. | 12月 Dec. | Classification |
|------------|------------|------------|------------|-------------|-------------|-------------|---------------------------------|
| 921,173 | 931,513 | 918,457 | 1,010,977 | 865,552 | 851,677 | 714,084 | Total |
| 753,789 | 762,699 | 770,292 | 803,684 | 786,208 | 703,016 | 714,084 | Domestic total |
| — | — | — | — | — | — | — | Chemicals |
| 5,958 | 5,881 | 3,788 | 3,961 | 6,114 | 5,991 | 4,244 | Ceramics,stoneand clay products |
| 747,831 | 756,818 | 766,504 | 799,723 | 780,094 | 697,025 | 709,840 | Iron and steel |
| 725,734 | 733,772 | 724,787 | 714,045 | 704,637 | 675,830 | 704,616 | Blast furnace steel making |
| 1,819 | 1,685 | 1,369 | 1,589 | 1,222 | 1,798 | 1,742 | Ferro-alloys |
| — | — | — | — | — | — | — | Pig ironig iron castionsgs |
| 20,278 | 21,361 | 40,348 | 84,089 | 74,235 | 19,397 | 3,482 | Others |
| — | — | — | — | — | — | — | Non-ferrous metals |
| — | — | — | — | — | — | — | Metal product and Machinery |
| — | — | — | — | — | — | — | Other domestic sales |
| — | — | — | — | — | — | — | Other Domestic use |
| 167,384 | 168,814 | 148,165 | 207,293 | 79,344 | 148,661 | — | Exports |

品種別販売内訳 (つづき) / Sales by Kind of Product

(3) 鋳物用 / Coke for casting

| 区 分 Year and Month | 平成12年度 F.Y. 2000 | 平成12年 C.Y. 2000 | 13年 C.Y. 2001 | 1月 Jan. | 2月 Feb. | 3月 Mar. | 4月 Apr. | 5月 May |
|-----------------------|---------------------|--------------------|------------------|------------|------------|------------|------------|-----------|
| 販 売 合 計 | 373,627 | 404,054 | 321,434 | 25,979 | 26,678 | 29,088 | 27,694 | 25,877 |
| 国 内 計 | 348,870 | 378,704 | 310,347 | 23,872 | 25,208 | 27,628 | 27,694 | 24,427 |
| 化 学 工 業 | — | 2,058 | — | — | — | — | — | — |
| 窯 業・土 石 製 品 | — | — | — | — | — | — | — | — |
| 鉄 鋼 業 | 167,220 | 172,702 | 142,189 | 11,427 | 13,882 | 12,806 | 11,879 | 12,868 |
| 高 炉 による 製 鉄 | — | — | — | — | — | — | — | — |
| フ ェ ロ ア ロ イ | — | — | — | — | — | — | — | — |
| 銑 鉄 鑄 物 | 166,938 | 172,420 | 142,189 | 11,427 | 13,882 | 12,806 | 11,879 | 12,868 |
| そ の 他 鉄 鋼 | 282 | 282 | — | — | — | — | — | — |
| 非 鉄 金 属 | — | — | — | — | — | — | — | — |
| 金 属 製 品・諸 機 械 | 13,656 | 14,537 | 11,540 | 935 | 1,120 | 1,148 | 916 | 924 |
| そ の 他 製 造 業 | 4,592 | 6,208 | 817 | 68 | 144 | 182 | 87 | 106 |
| そ の 他 国 内 販 売 | 163,402 | 183,199 | 155,801 | 11,442 | 10,062 | 13,492 | 14,812 | 10,529 |
| 輸 出 | 24,757 | 25,350 | 11,087 | 2,107 | 1,470 | 1,460 | — | 1,450 |

品種別販売内訳 (つづき) / Sales by Kind of Product

(4) 一般用 / Coke for general use

| 区 分 Year and Month | 平成12年度 F.Y. 2000 | 平成12年 C.Y. 2000 | 13年 C.Y. 2001 | 1月 Jan. | 2月 Feb. | 3月 Mar. | 4月 Apr. | 5月 May |
|-----------------------|---------------------|--------------------|------------------|------------|------------|------------|------------|-----------|
| 販 売 合 計 | 2,347,807 | 2,263,731 | 2,465,485 | 182,562 | 197,634 | 245,914 | 151,373 | 206,049 |
| 国 内 計 | 2,181,667 | 2,132,678 | 2,318,450 | 180,407 | 194,949 | 193,764 | 150,083 | 193,594 |
| 化 学 工 業 | 54,062 | 50,607 | 55,270 | 6,071 | 5,592 | 4,153 | 3,495 | 4,132 |
| 窯 業・土 石 製 品 | 131,297 | 133,159 | 117,075 | 8,459 | 11,269 | 10,772 | 9,963 | 8,997 |
| 鉄 鋼 業 | 311,958 | 325,360 | 272,353 | 25,810 | 22,438 | 24,644 | 18,867 | 20,526 |
| 高 炉 による 製 鉄 | 518 | 6,120 | 230 | 49 | 43 | 35 | 8 | 49 |
| フ ェ ロ ア ロ イ | 225,427 | 232,916 | 190,883 | 18,717 | 15,683 | 17,094 | 12,882 | 13,933 |
| 銑 鉄 鑄 物 | 927 | 770 | 714 | 208 | 30 | 65 | 47 | 14 |
| そ の 他 鉄 鋼 | 85,086 | 85,554 | 80,526 | 6,836 | 6,682 | 7,450 | 5,930 | 6,530 |
| 非 鉄 金 属 | 85,438 | 87,819 | 93,009 | 9,537 | 9,269 | 5,726 | 1,213 | 5,713 |
| 金 属 製 品・諸 機 械 | 8,788 | 9,198 | 6,589 | 461 | 771 | 802 | 475 | 486 |
| そ の 他 製 造 業 | 492,615 | 476,209 | 609,147 | 33,209 | 52,259 | 49,723 | 33,686 | 53,989 |
| そ の 他 国 内 販 売 | 1,097,509 | 1,050,326 | 1,165,007 | 96,860 | 93,351 | 97,944 | 82,384 | 99,751 |
| 輸 出 | 166,140 | 131,053 | 147,035 | 2,155 | 2,685 | 52,150 | 1,290 | 12,455 |

(単位：乾量 t/Unit : Dry t)

| 6月 Jun. | 7月 Jul. | 8月 Aug. | 9月 Sep. | 10月 Oct. | 11月 Nov. | 12月 Dec. | Classification |
|------------|------------|------------|------------|-------------|-------------|-------------|---------------------------------|
| 30,995 | 30,519 | 24,938 | 27,208 | 28,437 | 24,427 | 19,594 | Total |
| 29,345 | 30,519 | 23,488 | 27,208 | 28,437 | 22,927 | 19,594 | Domestic total |
| — | — | — | — | — | — | — | Chemicals |
| — | — | — | — | — | — | — | Ceramics,stoneand clay products |
| 12,586 | 11,936 | 9,442 | 12,440 | 12,398 | 11,925 | 8,600 | Iron and steel |
| — | — | — | — | — | — | — | Blast furnace steel making |
| — | — | — | — | — | — | — | Ferro-alloys |
| 12,586 | 11,936 | 9,442 | 12,440 | 12,398 | 11,925 | 8,600 | Pig ironig iron castiongs |
| — | — | — | — | — | — | — | Others |
| — | — | — | — | — | — | — | Non-ferrous metals |
| 960 | 1,043 | 822 | 951 | 1,062 | 944 | 715 | Metal product and Machinery |
| 122 | 108 | — | — | — | — | — | Other domestic sales |
| 15,677 | 17,432 | 13,224 | 13,817 | 14,977 | 10,058 | 10,279 | Other Domestic use |
| 1,650 | — | 1,450 | — | — | 1,500 | — | Exports |

| 6月 Jun. | 7月 Jul. | 8月 Aug. | 9月 Sep. | 10月 Oct. | 11月 Nov. | 12月 Dec. | Classification |
|------------|------------|------------|------------|-------------|-------------|-------------|---------------------------------|
| 190,958 | 174,223 | 241,088 | 189,198 | 203,868 | 215,290 | 267,328 | Total |
| 188,631 | 174,223 | 227,558 | 168,336 | 202,538 | 200,223 | 244,144 | Domestic total |
| 3,899 | 3,907 | 3,272 | 4,240 | 3,269 | 6,351 | 6,889 | Chemicals |
| 11,332 | 8,167 | 8,971 | 9,505 | 10,087 | 8,815 | 10,738 | Ceramics,stoneand clay products |
| 22,829 | 22,295 | 20,461 | 22,213 | 22,938 | 24,374 | 24,958 | Iron and steel |
| 22 | — | — | — | — | 8 | 16 | Blast furnace steel making |
| 16,392 | 16,030 | 14,567 | 15,419 | 15,550 | 17,122 | 17,494 | Ferro-alloys |
| 51 | 35 | 33 | 35 | 72 | 50 | 74 | Pig ironig iron castiongs |
| 6,364 | 6,230 | 5,861 | 6,759 | 7,316 | 7,194 | 7,374 | Others |
| 7,930 | 9,737 | 8,795 | 8,811 | 9,470 | 9,025 | 7,783 | Non-ferrous metals |
| 496 | 506 | 500 | 528 | 563 | 486 | 515 | Metal product and Machinery |
| 46,985 | 32,810 | 67,734 | 33,172 | 68,754 | 63,602 | 73,224 | Other domestic sales |
| 95,160 | 96,801 | 117,825 | 89,867 | 87,457 | 87,570 | 120,037 | Other Domestic use |
| 2,327 | — | 13,530 | 20,862 | 1,330 | 15,067 | 23,184 | Exports |

〈主要品目の長〉 1. 原油の国別

(1) 年 別

| 区 分 | 合 計 | 中 国 | 南 方 | | | | | | | | |
|-------|---------|--------|--------|-----------|-------|------------|------------|-----|-----------|-------|-----|
| | | | 計 | マレーシ ア | ブルネイ | フィリッ ピン | インドネ シア | タ イ | 東チモー ル | ベトナム | インド |
| 昭和61年 | 194,515 | 14,153 | 33,348 | 7,928 | 2,662 | — | 22,726 | 32 | — | — | — |
| 62 | 185,380 | 14,242 | 33,611 | 5,209 | 2,869 | — | 25,252 | 3 | — | 278 | — |
| 63 | 193,851 | 15,673 | 34,200 | 4,638 | 2,696 | — | 26,347 | — | — | 519 | — |
| 平成 1 | 209,692 | 14,483 | 34,909 | 4,735 | 2,064 | — | 26,552 | — | — | 1,558 | — |
| 2 | 228,760 | 15,682 | 38,072 | 4,877 | 2,606 | — | 27,976 | — | — | 2,613 | — |
| 3 | 242,697 | 14,057 | 39,954 | 4,887 | 2,994 | — | 28,937 | 35 | — | 3,044 | 58 |
| 4 | 251,234 | 14,651 | 37,007 | 4,702 | 2,780 | 133 | 25,377 | — | — | 3,916 | 57 |
| 5 | 255,096 | 14,291 | 35,985 | 5,217 | 3,256 | 263 | 22,671 | 137 | — | 4,360 | 27 |
| 6 | 270,848 | 14,436 | 37,477 | 5,058 | 2,845 | 208 | 24,280 | — | — | 5,030 | 56 |
| 7 | 266,921 | 13,552 | 34,705 | 5,476 | 3,086 | 108 | 21,022 | — | — | 4,988 | 24 |
| 8 | 263,445 | 13,239 | 30,557 | 5,076 | 2,815 | — | 18,086 | — | — | 4,579 | — |
| 9 | 271,701 | 12,868 | 26,907 | 3,543 | 2,336 | — | 16,137 | 131 | — | 4,760 | — |
| 10 | 254,828 | 8,553 | 21,806 | 2,904 | 1,624 | — | 13,949 | — | — | 3,329 | — |
| 11 | 250,426 | 5,946 | 22,692 | 3,000 | 1,950 | — | 14,501 | — | 218 | 3,023 | — |
| 12 | 250,578 | 6,008 | 19,378 | 1,775 | 1,825 | — | 12,880 | 70 | 50 | 2,779 | — |
| 13 | 247,089 | 4,182 | 17,301 | 1,869 | 1,806 | — | 10,713 | 171 | 207 | 2,535 | — |

注：単位未満を四捨五入しているため計と内訳が一致しない場合がある。

| 区 分 | 中 東 | | ロシ ア | 中 南 米 | | | ア フ | | | | |
|-------|----------|-----|---------|--------|----------|-----------|-----------|---|------------|-------|-------|
| | イ エメン | | | 計 | メキシ コ | ベネズ エラ | エクアド ル | 計 | アルジェ リア | スーダン | エジプト |
| 昭和61年 | — | 114 | 11,692 | 11,216 | 395 | 81 | 1,147 | — | — | 1,055 | — |
| 62 | — | 66 | 10,681 | 10,191 | 490 | — | 1,056 | — | — | 959 | — |
| 63 | 587 | 87 | 10,615 | 10,718 | 437 | — | 1,675 | — | — | 967 | — |
| 平成 1 | 867 | 17 | 10,096 | 9,614 | 483 | — | 683 | — | — | — | — |
| 2 | 294 | 65 | 8,954 | 8,494 | 461 | — | 1,031 | — | — | 189 | 21 |
| 3 | 672 | 87 | 9,088 | 8,576 | 512 | — | 667 | — | — | — | — |
| 4 | 744 | 72 | 6,129 | 5,630 | 499 | — | 596 | — | — | 95 | — |
| 5 | 1,207 | 13 | 4,808 | 4,380 | 429 | — | 2,655 | — | — | 105 | — |
| 6 | 1,693 | 22 | 5,315 | 4,843 | 472 | — | 1,251 | — | — | 192 | 309 |
| 7 | 1,970 | 11 | 4,563 | 4,465 | 98 | — | 1,516 | — | — | 121 | 913 |
| 8 | 2,699 | 5 | 5,095 | 5,063 | 32 | — | 1,662 | — | — | — | 1,173 |
| 9 | 1,066 | — | 3,490 | 3,490 | — | — | 1,802 | — | — | 142 | 1,323 |
| 10 | 1,052 | — | 2,087 | 2,087 | — | — | 1,201 | — | — | — | 742 |
| 11 | 275 | — | 1,891 | 1,891 | — | — | 2,268 | — | 467 | — | 1,405 |
| 12 | 203 | — | 2,521 | 2,310 | — | 211 | 2,656 | — | 1,476 | 274 | 906 |
| 13 | 226 | 330 | 1,550 | 1,232 | — | 317 | 2,534 | — | 1,605 | — | 778 |

期時系列推移
輸入推移

(単位：千kl)

| シンガポール | 中 東 | | | | | | | | | |
|--------|---------|--------|--------|-------|---------|--------|--------|--------|--------|----------|
| | 計 | イラン | イラク | バーレーン | サウジアラビア | クウェート | 中立地帯 | カタール | オマーン | アラブ首長国連邦 |
| — | 133,795 | 12,849 | 9,435 | 93 | 25,744 | 6,070 | 11,692 | 9,464 | 15,834 | 42,615 |
| — | 124,997 | 13,428 | 6,053 | — | 32,837 | 10,424 | 8,781 | 6,613 | 12,309 | 34,552 |
| — | 130,956 | 10,970 | 9,966 | — | 27,942 | 8,124 | 8,200 | 10,255 | 17,098 | 37,814 |
| — | 148,969 | 16,991 | 12,578 | — | 27,391 | 9,670 | 11,559 | 12,359 | 14,783 | 42,770 |
| — | 163,509 | 22,448 | 8,384 | — | 40,609 | 7,492 | 9,607 | 13,278 | 13,612 | 47,784 |
| — | 176,573 | 22,035 | — | — | 54,507 | 769 | 5,248 | 14,511 | 17,157 | 61,646 |
| 24 | 189,321 | 21,685 | — | — | 55,917 | 8,650 | 10,296 | 14,800 | 16,215 | 60,015 |
| — | 194,674 | 21,713 | — | — | 55,543 | 11,109 | 10,565 | 16,835 | 14,202 | 63,501 |
| — | 208,766 | 26,359 | — | — | 52,183 | 11,226 | 11,578 | 16,833 | 18,218 | 70,675 |
| — | 209,831 | 22,887 | — | — | 51,997 | 12,886 | 14,301 | 17,095 | 16,796 | 71,900 |
| — | 210,686 | 25,917 | — | — | 52,289 | 13,787 | 13,018 | 17,040 | 14,739 | 71,144 |
| — | 224,015 | 26,617 | 874 | — | 60,082 | 16,019 | 14,494 | 19,046 | 13,973 | 71,844 |
| — | 218,088 | 27,465 | 998 | — | 53,539 | 14,401 | 13,781 | 23,650 | 12,543 | 70,658 |
| — | 213,368 | 29,183 | 5,694 | — | 47,183 | 15,036 | 13,637 | 23,302 | 15,954 | 63,105 |
| — | 214,799 | 28,716 | 4,168 | — | 53,103 | 17,177 | 13,627 | 23,458 | 11,275 | 63,072 |
| — | 218,454 | 31,372 | 314 | — | 55,012 | 18,014 | 13,216 | 26,297 | 14,528 | 59,474 |

| リカ | | | | ヨーロッパ | | | 北米 | | 太平洋州 | | |
|-------|-----|------|-------|-------|------|-------|-----|-------|---------|---------|-----------|
| カメルーン | コンゴ | アンゴラ | ガボン | 計 | イギリス | ノルウェー | カナダ | アメリカ | オーストラリア | ニュージランド | バブアニューギニア |
| 93 | — | — | — | 607 | 607 | — | 51 | — | 609 | — | — |
| — | — | 97 | — | — | — | — | 140 | — | 405 | — | — |
| — | — | 708 | — | — | — | — | 290 | — | 355 | — | — |
| — | — | 587 | 96 | — | — | — | 286 | — | 249 | — | — |
| — | — | 307 | 514 | — | — | — | 78 | — | 1,368 | — | — |
| — | — | — | 667 | — | — | — | 69 | — | 2,163 | 40 | — |
| — | — | — | 500 | — | — | — | — | — | 3,101 | 188 | 171 |
| — | — | 346 | 2,204 | — | — | — | — | — | 2,361 | 122 | 187 |
| — | — | 71 | 679 | — | — | — | — | — | 3,117 | 75 | 389 |
| — | 83 | 92 | 307 | — | — | — | — | — | 2,643 | — | 100 |
| — | — | 156 | 333 | — | — | — | — | 334 | 1,867 | — | — |
| — | — | — | 337 | — | — | — | — | 512 | 2,106 | — | — |
| — | — | 161 | 299 | 296 | — | — | — | 427 | 2,291 | 80 | — |
| — | — | 97 | 319 | 659 | — | 659 | — | 1,691 | 1,911 | — | — |
| — | — | — | — | 337 | — | 337 | — | 1,218 | 3,652 | 8 | — |
| — | — | 150 | — | 337 | — | — | — | — | 2,740 | — | — |

(2) 年度別

| 区分 | 合計 | 中国 | 南 方 | | | | | | | | |
|--------|---------|--------|--------|-------|-------|--------|--------|-----|-------|-------|-----|
| | | | 計 | マレーシア | ブルネイ | フィリッピン | インドネシア | タイ | 東チモール | ベトナム | インド |
| 昭和61年度 | 187,516 | 13,403 | 33,152 | 7,228 | 2,747 | — | 23,141 | 35 | — | — | — |
| 62 | 187,903 | 14,865 | 33,684 | 5,230 | 2,837 | — | 25,163 | — | — | 454 | — |
| 63 | 199,756 | 15,706 | 34,808 | 4,851 | 2,597 | — | 26,686 | — | — | 675 | — |
| 平成1 | 210,891 | 14,511 | 34,395 | 4,189 | 2,171 | — | 26,342 | — | — | 1,693 | — |
| 2 | 238,480 | 15,507 | 40,454 | 5,051 | 2,538 | — | 29,940 | — | — | 2,895 | 30 |
| 3 | 238,646 | 13,497 | 37,369 | 4,633 | 3,235 | — | 26,252 | 35 | — | 3,186 | 28 |
| 4 | 255,668 | 15,139 | 37,857 | 5,054 | 2,626 | 208 | 25,543 | — | — | 4,344 | 57 |
| 5 | 256,406 | 13,786 | 34,908 | 5,023 | 3,282 | 249 | 21,825 | 137 | — | 4,338 | 55 |
| 6 | 273,777 | 14,602 | 37,525 | 5,442 | 2,789 | 148 | 24,140 | — | — | 4,978 | 28 |
| 7 | 265,526 | 13,394 | 34,906 | 5,551 | 3,207 | 108 | 20,932 | — | — | 5,084 | 24 |
| 8 | 263,792 | 12,953 | 29,078 | 4,553 | 2,514 | — | 17,480 | — | — | 4,531 | — |
| 9 | 267,489 | 12,685 | 24,807 | 3,375 | 2,261 | — | 14,582 | 131 | — | 4,459 | — |
| 10 | 254,279 | 7,115 | 21,777 | 2,601 | 1,561 | — | 14,406 | — | — | 3,209 | — |
| 11 | 248,530 | 6,063 | 21,771 | 2,590 | 1,952 | — | 14,171 | — | 218 | 2,842 | — |
| 12 | 254,604 | 5,488 | 19,120 | 1,941 | 2,038 | — | 12,255 | 70 | 50 | 2,765 | — |
| 13 | 239,775 | 4,046 | 16,623 | 2,159 | 1,551 | — | 10,391 | 171 | 207 | 2,145 | — |

注：単位未満を四捨五入しているため計と内訳が一致しない場合がある。

| 区分 | 中 東 | | ロシア | 中 南 米 | | | ア フ | | | | |
|--------|-------|-----|--------|--------|------|-------|-------|---|--------|-------|-------|
| | イエメン | | | 計 | メキシコ | ベネズエラ | エクアドル | 計 | アルジェリア | スーダン | エジプト |
| 昭和61年度 | — | 126 | 11,759 | 11,204 | 474 | 81 | 1,162 | — | — | 1,162 | — |
| 62 | 125 | 60 | 10,352 | 9,935 | 417 | — | 882 | — | — | 785 | — |
| 63 | 1,021 | 81 | 10,378 | 9,940 | 438 | — | 1,443 | — | — | 557 | — |
| 平成1 | 356 | 29 | 10,002 | 9,505 | 497 | — | 833 | — | — | — | — |
| 2 | 339 | 56 | 9,283 | 8,751 | 532 | — | 972 | — | — | 189 | 21 |
| 3 | 581 | 96 | 8,064 | 7,557 | 508 | — | 713 | — | — | 95 | — |
| 4 | 1,183 | 67 | 5,784 | 5,368 | 416 | — | 1,104 | — | — | 105 | — |
| 5 | 987 | 5 | 4,826 | 4,324 | 502 | — | 2,142 | — | — | 192 | — |
| 6 | 2,092 | 22 | 5,180 | 4,801 | 379 | — | 1,476 | — | — | 121 | 605 |
| 7 | 2,864 | 11 | 4,549 | 4,483 | 66 | — | 1,822 | — | — | — | 1,208 |
| 8 | 1,472 | 5 | 4,485 | 4,485 | — | — | 1,238 | — | — | — | 746 |
| 9 | 781 | — | 3,915 | 3,915 | — | — | 1,602 | — | — | 142 | 1,159 |
| 10 | 1,187 | — | 1,784 | 1,784 | — | — | 1,598 | — | — | — | 1,241 |
| 11 | 139 | — | 2,283 | 2,283 | — | — | 2,773 | — | 1,246 | — | 1,208 |
| 12 | 329 | — | 2,245 | 1,923 | — | 322 | 1,777 | — | 898 | 274 | 604 |
| 13 | 161 | 330 | 997 | 684 | — | 313 | 4,046 | — | 1,578 | — | 1,699 |

(単位：千kl)

| シンガポール | 中 | | | | | 東 | | | | |
|--------|---------|--------|--------|-------|---------|--------|--------|--------|--------|----------|
| | 計 | イラン | イラク | バーレーン | サウジアラビア | クウェート | 中立地帯 | カタール | オマーン | アラブ首長国連邦 |
| — | 127,438 | 12,792 | 7,681 | 93 | 25,601 | 6,100 | 12,020 | 8,753 | 17,522 | 39,229 |
| — | 127,548 | 12,042 | 8,397 | — | 32,313 | 11,853 | 6,962 | 7,107 | 15,168 | 34,415 |
| — | 136,641 | 11,848 | 9,954 | — | 28,778 | 7,126 | 9,790 | 11,634 | 14,334 | 39,971 |
| — | 150,318 | 17,894 | 12,817 | — | 28,227 | 10,318 | 10,932 | 10,937 | 16,520 | 44,863 |
| — | 170,568 | 25,528 | 4,730 | — | 46,602 | 4,522 | 8,324 | 14,296 | 13,974 | 50,985 |
| — | 176,406 | 21,050 | — | — | 55,770 | 2,178 | 6,714 | 13,401 | 15,242 | 61,017 |
| 24 | 192,283 | 20,609 | — | — | 54,952 | 10,002 | 10,729 | 16,380 | 16,259 | 62,168 |
| — | 198,058 | 23,730 | — | — | 55,223 | 11,468 | 10,305 | 16,946 | 14,921 | 64,477 |
| — | 211,505 | 25,702 | — | — | 52,829 | 11,438 | 12,279 | 17,183 | 18,175 | 71,807 |
| — | 208,582 | 23,087 | — | — | 51,075 | 13,314 | 14,332 | 16,800 | 16,223 | 70,886 |
| — | 213,705 | 27,710 | 295 | — | 53,703 | 14,448 | 13,170 | 16,585 | 14,301 | 72,021 |
| — | 221,227 | 24,985 | 579 | — | 58,988 | 15,934 | 14,847 | 20,974 | 13,322 | 70,817 |
| — | 219,081 | 28,694 | 1,158 | — | 52,148 | 14,439 | 13,660 | 23,090 | 13,615 | 71,091 |
| — | 210,173 | 28,560 | 6,116 | — | 48,359 | 14,694 | 13,346 | 23,655 | 14,828 | 60,475 |
| — | 221,852 | 29,229 | 3,586 | — | 54,898 | 18,839 | 13,843 | 24,546 | 11,470 | 65,112 |
| — | 210,838 | 29,874 | 589 | — | 53,365 | 17,219 | 12,433 | 25,594 | 14,402 | 57,200 |

| リカ | | | | ヨーロッパ | | | 北米 | | 太平洋州 | | |
|-------|-----|------|-------|-------|------|-------|-----|-------|---------|---------|-----------|
| カメルーン | コンゴ | アンゴラ | ガボン | 計 | イギリス | ノルウェー | カナダ | アメリカ | オーストラリア | ニュージランド | パプアニューギニア |
| — | — | — | — | 226 | 226 | — | 51 | — | 200 | — | — |
| — | — | 97 | — | — | — | — | 212 | — | 302 | — | — |
| — | — | 866 | — | — | — | — | 300 | — | 399 | — | — |
| — | — | 587 | 247 | — | — | — | 205 | — | 598 | — | — |
| — | — | 150 | 612 | — | — | — | 78 | — | 1,562 | — | — |
| — | — | — | 618 | — | — | — | 69 | — | 2,393 | 40 | — |
| — | — | 81 | 918 | — | — | — | — | — | 2,934 | 229 | 270 |
| — | — | 265 | 1,685 | — | — | — | — | — | 2,413 | 81 | 185 |
| — | — | 71 | 680 | — | — | — | — | — | 2,999 | 75 | 391 |
| — | 83 | 92 | 438 | — | — | — | — | — | 2,263 | — | — |
| — | — | 156 | 336 | — | — | — | — | 334 | 1,994 | — | — |
| — | — | — | 302 | — | — | — | — | 939 | 2,313 | — | — |
| — | — | 257 | 100 | 296 | — | 296 | — | 301 | 2,246 | 80 | — |
| — | — | — | 319 | 836 | — | 836 | — | 2,335 | 2,295 | — | — |
| — | — | — | — | 160 | — | 160 | — | 273 | 3,682 | 8 | — |
| — | — | 769 | — | 186 | — | 186 | — | — | 2,709 | — | — |

2. 天然ガス、原油の生産・輸入推移

| 年次 | 天然ガス | 液化天然ガス | 原油 | | 液化石油ガス | |
|--------|---|---------------------------|----------------------------|----------------------------|---------------------------|---------------------------|
| | 生産 (10 ⁶ m ³) | 輸入 (10 ³ t) | 生産 (10 ³ kl) | 輸入 (10 ³ kl) | 生産 (10 ³ t) | 輸入 (10 ³ t) |
| 昭和51年 | 2,493 | 5,791 | 674 | 268,588 | 8,392 | 6,394 |
| 52 | 2,804 | 7,382 | 689 | 277,893 | 8,399 | 7,279 |
| 53 | 2,641 | 11,228 | 630 | 270,184 | 8,671 | 8,015 |
| 54 | 2,414 | 13,926 | 561 | 280,486 | 9,090 | 9,491 |
| 55 | 2,197 | 16,324 | 503 | 256,833 | 7,996 | 9,725 |
| 56 | 2,102 | 16,833 | 456 | 230,239 | 7,780 | 10,097 |
| 57 | 2,047 | 17,480 | 467 | 214,685 | 7,653 | 11,861 |
| 58 | 2,085 | 18,748 | 492 | 207,794 | 7,933 | 10,860 |
| 59 | 2,133 | 25,738 | 476 | 214,602 | 8,138 | 11,320 |
| 60 | 2,225 | 27,556 | 625 | 198,330 | 8,354 | 11,540 |
| 61 | 2,105 | 28,260 | 736 | 194,515 | *3,873 7,833 | 11,942 |
| 62 | 2,168 | 29,167 | 707 | 185,380 | *3,942 8,214 | 12,612 |
| 63 | 2,097 | 30,765 | 692 | 193,851 | 4,168 | 12,960 |
| 平成1 | 2,009 | 33,202 | 641 | 209,692 | 4,346 | 14,039 |
| 2 | 2,044 | 35,627 | 632 | 228,760 | 4,459 | 14,723 |
| 3 | 2,135 | 38,087 | 878 | 242,697 | 4,576 | 14,572 |
| 4 | 2,159 | 39,035 | 1,002 | 251,234 | 4,724 | 15,286 |
| 5 | 2,204 | 39,228 | 911 | 255,096 | 4,601 | 15,234 |
| 6 | 2,274 | 42,166 | 870 | 270,848 | 4,584 | 15,182 |
| 7 | 2,209 | 42,758 | 861 | 266,921 | 4,921 | 14,757 |
| 8 | 2,230 | 46,409 | 837 | 263,445 | 4,879 | 15,135 |
| 9 | 2,279 | 47,361 | 842 | 271,701 | 5,094 | 15,352 |
| 10 | 2,301 | 49,280 | 792 | 254,828 | 4,777 | 13,932 |
| 11 | 2,280 | 51,539 | 730 | 250,426 | 4,871 | 14,323 |
| 12 | 2,453 | 53,581 | 740 | 250,578 | 4,935 | 14,682 |
| 13 | 2,521 | 55,523 | 760 | 247,089 | 5,167 | 14,269 |
| 昭和63年度 | 1,986 | 31,189 | 652 | 199,756 | 4,193 | 13,241 |
| 平成1 | 2,043 | 33,905 | 649 | 210,891 | 4,425 | 14,214 |
| 2 | 2,066 | 36,311 | 654 | 238,480 | 4,456 | 14,340 |
| 3 | 2,173 | 38,392 | 946 | 238,646 | 4,561 | 15,051 |
| 4 | 2,155 | 39,067 | 981 | 255,668 | 4,703 | 15,317 |
| 5 | 2,229 | 39,952 | 899 | 256,406 | 4,549 | 15,068 |
| 6 | 2,272 | 42,481 | 863 | 273,777 | 4,715 | 15,080 |
| 7 | 2,237 | 43,634 | 865 | 265,526 | 4,903 | 14,828 |
| 8 | 2,209 | 46,513 | 834 | 263,792 | 4,984 | 15,230 |
| 9 | 2,301 | 47,988 | 840 | 267,489 | 4,937 | 14,840 |
| 10 | 2,297 | 49,793 | 773 | 254,279 | 4,764 | 14,118 |
| 11 | 2,313 | 51,910 | 728 | 248,530 | 4,936 | 14,105 |
| 12 | 2,499 | 54,500 | 761 | 254,604 | 5,046 | 14,777 |
| 13 | 2,467 | 52,962 | 734 | 239,774 | 4,999 | 14,336 |

注：液化石油ガスの生産は、昭和63年1月分から石油化学工場分を除いたため、連続性を確保するため、石油化学工場分を推計して算出し、*印で表示した。

3. 石油製品の生産推移

(単位：千kl)

| 年次 | 燃料油 | | | | | | | 潤滑油 |
|--------|----------------|---------------|---------------|---------------|---------------|---------------|---------------|--------------|
| | 揮発油 | ナフサ | ジェット燃料油 | 灯油 | 軽油 | 重油 | | |
| 昭和51年 | 230,514 | 30,164 | 28,831 | 3,514 | 24,097 | 17,409 | 129,499 | 2,120 |
| 52 | 235,038 | 31,328 | 28,487 | 3,828 | 25,331 | 18,263 | 127,802 | 2,200 |
| 53 | 232,784 | 33,493 | 25,689 | 4,147 | 25,613 | 19,571 | 124,270 | 2,200 |
| 54 | 236,003 | 34,517 | 25,083 | 4,239 | 26,546 | 21,571 | 124,047 | 2,303 |
| 55 | 217,563 | 34,230 | 22,308 | 4,592 | 23,839 | 21,571 | 111,023 | 2,338 |
| 56 | 198,245 | 35,102 | 18,259 | 4,496 | 23,254 | 21,387 | 95,746 | 2,182 |
| 57 | 182,473 | 35,606 | 13,817 | 4,310 | 22,694 | 21,870 | 84,175 | 2,005 |
| 58 | 174,447 | 35,713 | 11,527 | 4,441 | 22,431 | 23,047 | 77,287 | 2,109 |
| 59 | 179,858 | 36,383 | 11,670 | 3,740 | 26,841 | 24,782 | 76,441 | 2,228 |
| 60 | 165,942 | 36,435 | 10,348 | 4,327 | 24,248 | 25,468 | 65,117 | 2,249 |
| 61 | 159,814 | 34,322 | 9,672 | 4,020 | 24,089 | 26,123 | 61,589 | 2,233 |
| 62 | 152,925 | 34,520 | 8,733 | 4,038 | 20,054 | 25,236 | 60,344 | 2,284 |
| 63 | 158,535 | 35,586 | 8,754 | 3,857 | 21,039 | 25,554 | 63,746 | 2,372 |
| 平成1 | 167,097 | 38,482 | 8,949 | 4,193 | 20,439 | 27,773 | 67,262 | 2,361 |
| 2 | 184,395 | 42,272 | 10,860 | 4,441 | 23,119 | 31,980 | 71,722 | 2,506 |
| 3 | 198,381 | 44,449 | 14,092 | 5,202 | 24,469 | 37,653 | 72,514 | 2,483 |
| 4 | 209,957 | 46,264 | 16,002 | 6,009 | 26,004 | 39,862 | 75,817 | 2,477 |
| 5 | 216,283 | 47,991 | 17,358 | 6,450 | 26,960 | 41,260 | 76,264 | 2,536 |
| 6 | 226,485 | 49,857 | 17,460 | 7,181 | 27,198 | 43,943 | 80,846 | 2,716 |
| 7 | 227,398 | 50,857 | 17,824 | 7,873 | 27,294 | 45,709 | 77,841 | 2,735 |
| 8 | 225,342 | 52,271 | 16,595 | 7,497 | 28,233 | 47,121 | 73,625 | 2,770 |
| 9 | 232,061 | 53,534 | 19,234 | 9,224 | 27,620 | 48,153 | 74,297 | 2,833 |
| 10 | 229,383 | 55,316 | 18,003 | 10,526 | 27,685 | 46,071 | 71,782 | 2,630 |
| 11 | 225,255 | 56,316 | 17,978 | 10,451 | 26,669 | 44,536 | 69,305 | 2,693 |
| 12 | 224,034 | 56,726 | 17,955 | 10,625 | 27,886 | 42,612 | 68,230 | 2,651 |
| 13 | 222,018 | 57,985 | 18,462 | 10,703 | 28,086 | 41,631 | 65,150 | 2,592 |
| 昭和63年度 | 160,829 | 35,446 | 8,459 | 3,981 | 21,166 | 26,108 | 65,668 | 2,378 |
| 平成1 | 171,083 | 40,612 | 9,355 | 4,175 | 20,942 | 28,625 | 67,375 | 2,365 |
| 2 | 189,032 | 42,978 | 11,835 | 4,705 | 23,726 | 33,501 | 72,288 | 2,545 |
| 3 | 201,390 | 44,836 | 14,697 | 5,281 | 24,910 | 38,155 | 73,512 | 2,471 |
| 4 | 212,113 | 46,841 | 16,297 | 5,991 | 26,277 | 40,203 | 76,863 | 2,490 |
| 5 | 218,800 | 48,580 | 17,537 | 6,488 | 27,780 | 41,749 | 76,666 | 2,589 |
| 6 | 228,705 | 50,154 | 18,063 | 7,460 | 27,351 | 44,866 | 80,811 | 2,731 |
| 7 | 226,915 | 51,405 | 17,279 | 7,724 | 27,540 | 45,984 | 76,983 | 2,690 |
| 8 | 224,591 | 52,399 | 16,792 | 7,768 | 27,728 | 47,164 | 72,739 | 2,817 |
| 9 | 232,211 | 53,756 | 19,071 | 9,557 | 28,230 | 47,945 | 73,651 | 2,804 |
| 10 | 227,651 | 55,740 | 18,038 | 10,143 | 27,057 | 45,711 | 70,962 | 2,607 |
| 11 | 224,832 | 56,422 | 17,960 | 10,811 | 27,009 | 44,165 | 68,464 | 2,707 |
| 12 | 225,095 | 56,989 | 18,144 | 10,556 | 28,453 | 42,256 | 68,699 | 2,616 |
| 13 | 219,477 | 58,215 | 18,559 | 10,402 | 27,395 | 41,575 | 63,331 | 2,614 |

4. 石油製品の輸入推移

(単位：千kl)

| 年次 | 燃料油 | | | | | | 潤滑油 |
|--------|---------------|--------------|---------------|--------------|--------------|--------------|-----------|
| | 揮発油 | ナフサ | 灯油 | 軽油 | 重油 | | |
| 昭和51年 | 17,867 | — | 7,998 | — | — | 9,869 | 124 |
| 52 | 17,485 | — | 8,256 | 36 | — | 9,193 | 144 |
| 53 | 17,876 | — | 10,144 | — | — | 7,706 | 122 |
| 54 | 20,151 | — | 10,365 | 77 | 218 | 9,491 | 140 |
| 55 | 15,047 | — | 7,363 | 75 | 141 | 7,431 | 155 |
| 56 | 16,116 | — | 7,241 | 929 | 542 | 7,404 | 91 |
| 57 | 16,645 | — | 8,998 | 483 | 272 | 6,893 | 70 |
| 58 | 20,382 | — | 13,096 | — | — | 7,285 | 52 |
| 59 | 21,247 | — | 13,414 | — | — | 7,342 | 48 |
| 60 | 22,389 | — | 14,896 | — | — | 7,493 | 54 |
| 61 | 31,051 | 3,293 | 17,294 | 2,648 | 892 | 6,924 | 65 |
| 62 | 42,293 | 4,190 | 20,043 | 6,012 | 4,038 | 8,010 | 66 |
| 63 | 48,421 | 3,902 | 22,634 | 7,472 | 6,421 | 7,993 | 84 |
| 平成1 | 50,924 | 3,934 | 23,676 | 8,170 | 7,088 | 8,056 | 181 |
| 2 | 44,494 | 2,537 | 21,573 | 5,409 | 6,015 | 8,959 | 155 |
| 3 | 33,928 | 1,366 | 19,959 | 2,747 | 2,583 | 7,272 | 180 |
| 4 | 32,872 | 1,114 | 20,678 | 2,342 | 1,794 | 6,945 | 132 |
| 5 | 28,451 | 593 | 19,285 | 2,067 | 1,412 | 5,094 | 71 |
| 6 | 31,903 | 1,326 | 22,249 | 2,237 | 1,508 | 4,584 | 82 |
| 7 | 35,574 | 1,464 | 27,386 | 1,904 | 1,334 | 3,487 | 79 |
| 8 | 40,520 | 1,264 | 28,554 | 4,396 | 1,876 | 4,431 | 71 |
| 9 | 35,584 | 1,451 | 28,233 | 2,292 | 428 | 3,180 | 70 |
| 10 | 30,464 | 893 | 26,017 | 1,179 | 311 | 2,063 | 57 |
| 11 | 39,163 | 1,383 | 29,973 | 3,815 | 1,227 | 2,653 | 64 |
| 12 | 39,527 | 1,607 | 31,074 | 2,843 | 1,644 | 2,300 | 29 |
| 13 | 35,366 | 1,153 | 28,147 | 2,868 | 1,314 | 1,776 | 36 |
| 昭和63年度 | 49,201 | 4,293 | 23,147 | 8,105 | 6,498 | 7,158 | 99 |
| 平成1 | 49,395 | 3,344 | 23,349 | 7,183 | 6,841 | 8,679 | 197 |
| 2 | 40,443 | 2,127 | 21,083 | 3,795 | 4,954 | 8,485 | 136 |
| 3 | 34,686 | 1,416 | 19,967 | 3,114 | 2,712 | 7,477 | 195 |
| 4 | 32,531 | 1,039 | 20,699 | 2,429 | 1,665 | 6,699 | 104 |
| 5 | 27,870 | 470 | 19,384 | 2,098 | 1,517 | 4,402 | 75 |
| 6 | 32,915 | 1,479 | 23,436 | 2,127 | 1,199 | 4,674 | 85 |
| 7 | 37,811 | 1,343 | 27,394 | 3,415 | 1,722 | 3,939 | 71 |
| 8 | 39,523 | 1,428 | 29,137 | 3,521 | 1,601 | 3,837 | 73 |
| 9 | 33,157 | 1,346 | 27,319 | 1,349 | 231 | 2,912 | 68 |
| 10 | 33,190 | 936 | 27,099 | 2,539 | 538 | 2,014 | 65 |
| 11 | 39,995 | 1,412 | 30,798 | 3,533 | 1,336 | 2,841 | 49 |
| 12 | 38,805 | 1,629 | 30,160 | 3,236 | 1,738 | 1,946 | 36 |
| 13 | 34,512 | 1,215 | 28,129 | 2,030 | 1,306 | 1,753 | 31 |

5. 石油製品の販売推移

(単位：千kl)

| 年次 | 燃料油 | | | | | | | 潤滑油 |
|--------|----------------|---------------|---------------|--------------|---------------|---------------|---------------|--------------|
| | 揮発油 | ナフサ | ジェット燃料油 | 灯油 | 軽油 | 重油 | | |
| 昭和51年 | 223,162 | 30,084 | 34,877 | 2,081 | 23,528 | 16,709 | 115,883 | 2,027 |
| 52 | 229,752 | 31,265 | 35,284 | 2,294 | 23,711 | 17,899 | 119,310 | 2,049 |
| 53 | 233,469 | 33,178 | 34,789 | 2,539 | 25,513 | 19,575 | 117,876 | 2,076 |
| 54 | 235,542 | 34,497 | 34,142 | 2,817 | 25,076 | 21,346 | 117,665 | 2,214 |
| 55 | 215,083 | 34,615 | 28,364 | 2,988 | 23,451 | 21,502 | 104,164 | 2,128 |
| 56 | 198,969 | 35,218 | 23,893 | 2,854 | 24,430 | 21,860 | 90,714 | 2,116 |
| 57 | 185,221 | 35,376 | 21,822 | 2,792 | 22,213 | 22,031 | 80,987 | 1,959 |
| 58 | 184,497 | 35,739 | 22,894 | 2,717 | 23,101 | 23,129 | 76,916 | 1,990 |
| 59 | 191,095 | 36,175 | 24,134 | 2,850 | 25,868 | 24,860 | 77,209 | 2,075 |
| 60 | 181,404 | 36,545 | 24,354 | 2,979 | 24,583 | 25,453 | 67,490 | 2,146 |
| 61 | 183,782 | 37,446 | 25,819 | 3,131 | 25,794 | 26,970 | 64,622 | 2,108 |
| 62 | 187,445 | 38,141 | 27,467 | 3,196 | 25,363 | 28,902 | 64,377 | 2,092 |
| 63 | 201,720 | 39,471 | 29,897 | 3,309 | 28,186 | 31,508 | 69,348 | 2,220 |
| 平成1 | 208,877 | 41,987 | 31,173 | 3,466 | 26,600 | 34,111 | 71,540 | 2,286 |
| 2 | 217,171 | 44,446 | 31,110 | 3,637 | 26,324 | 37,178 | 74,475 | 2,428 |
| 3 | 220,342 | 45,801 | 32,698 | 3,787 | 27,074 | 39,321 | 71,659 | 2,402 |
| 4 | 227,709 | 47,061 | 35,957 | 3,942 | 27,525 | 40,616 | 72,609 | 2,375 |
| 5 | 225,501 | 47,816 | 36,093 | 4,181 | 28,038 | 41,386 | 67,986 | 2,269 |
| 6 | 237,416 | 50,130 | 39,069 | 4,315 | 28,035 | 43,881 | 71,987 | 2,338 |
| 7 | 242,870 | 50,955 | 44,377 | 4,874 | 29,152 | 44,982 | 68,530 | 2,367 |
| 8 | 246,812 | 52,818 | 44,390 | 4,815 | 30,466 | 45,934 | 68,388 | 2,385 |
| 9 | 245,265 | 54,220 | 47,007 | 4,845 | 28,804 | 45,613 | 64,775 | 2,429 |
| 10 | 238,905 | 55,362 | 43,689 | 4,927 | 28,290 | 43,948 | 62,689 | 2,334 |
| 11 | 244,838 | 56,841 | 47,386 | 4,500 | 29,434 | 43,611 | 63,067 | 2,265 |
| 12 | 244,450 | 58,201 | 48,238 | 4,576 | 29,876 | 42,275 | 61,283 | 2,222 |
| 13 | 239,835 | 58,681 | 46,552 | 4,977 | 29,867 | 41,174 | 58,583 | 2,089 |
| 昭和63年度 | 202,676 | 39,716 | 29,804 | 3,354 | 27,571 | 32,044 | 70,188 | 2,240 |
| 平成1 | 211,663 | 42,740 | 31,530 | 3,469 | 26,996 | 34,828 | 72,100 | 2,286 |
| 2 | 218,012 | 44,783 | 31,423 | 3,739 | 26,701 | 37,680 | 73,688 | 2,439 |
| 3 | 222,568 | 46,139 | 33,807 | 3,863 | 26,881 | 39,851 | 72,027 | 2,412 |
| 4 | 227,941 | 47,152 | 35,771 | 4,001 | 27,639 | 40,782 | 72,597 | 2,347 |
| 5 | 227,048 | 48,235 | 36,505 | 4,134 | 28,835 | 41,808 | 67,532 | 2,256 |
| 6 | 239,330 | 50,353 | 40,829 | 4,498 | 27,799 | 44,262 | 71,590 | 2,377 |
| 7 | 245,405 | 51,628 | 43,988 | 4,849 | 30,017 | 45,452 | 69,471 | 2,335 |
| 8 | 245,282 | 53,032 | 45,285 | 4,733 | 29,790 | 46,061 | 66,382 | 2,431 |
| 9 | 243,224 | 54,318 | 45,766 | 4,773 | 28,790 | 45,018 | 64,558 | 2,408 |
| 10 | 239,874 | 55,756 | 44,976 | 4,852 | 28,425 | 43,896 | 61,970 | 2,325 |
| 11 | 244,563 | 57,218 | 46,963 | 4,640 | 29,765 | 43,388 | 62,588 | 2,246 |
| 12 | 243,211 | 58,372 | 47,686 | 4,608 | 29,917 | 41,745 | 60,882 | 2,192 |
| 13 | 236,494 | 58,821 | 46,286 | 4,995 | 28,499 | 40,957 | 56,934 | 2,089 |

〈参 考〉

1. 石油製品製造・輸入業者 (20社)

(1) 平成13年

| | 区 分 | 燃 料 油 | 燃 料 油 | | | | |
|----|---|-------------|------------|------------|---------------|------------|------------|
| | | | ガソリン | ナ フ サ | ジェット 燃 料 油 | 灯 油 | 軽 油 |
| 1 | 全 国 | 222,010,454 | 58,411,445 | 34,409,512 | 5,186,817 | 29,178,393 | 40,111,859 |
| 2 | 北 海 道 | 14,622,361 | 2,376,279 | 578,463 | 602,946 | 3,770,531 | 2,956,342 |
| 3 | 東 北 | 18,506,678 | 4,615,219 | 1,420 | 258,892 | 4,207,820 | 4,046,630 |
| 4 | 青 森 岩 手 宮 城 秋 田 福 島 | 2,719,490 | 597,748 | — | 102,068 | 740,109 | 655,219 |
| 5 | | 2,389,967 | 609,196 | — | 8,985 | 596,527 | 636,816 |
| 6 | | 4,770,980 | 1,317,156 | — | 97,008 | 940,364 | 1,077,548 |
| 7 | | 2,116,612 | 526,201 | — | 19,747 | 677,480 | 451,237 |
| 8 | | 1,870,554 | 557,384 | — | 14,609 | 579,132 | 422,963 |
| 9 | 4,639,075 | 1,007,534 | 1,420 | 16,475 | 674,208 | 802,847 | |
| 10 | 関 東 | 86,366,328 | 23,375,654 | 16,604,817 | 1,733,140 | 11,131,763 | 14,692,034 |
| 11 | 茨 城 栃 木 群 馬 埼 玉 千 葉 京 都 神 奈 川 新 潟 山 梨 長 野 静 岡 | 7,603,937 | 1,662,751 | 1,049,298 | 81,081 | 632,165 | 1,014,169 |
| 12 | | 3,082,692 | 1,122,396 | — | 4,445 | 527,720 | 702,638 |
| 13 | | 2,970,738 | 1,132,883 | — | 2,584 | 569,472 | 642,939 |
| 14 | | 5,823,686 | 2,919,707 | — | 22,990 | 830,387 | 1,496,819 |
| 15 | | 18,614,498 | 3,382,176 | 9,589,177 | 54,729 | 1,204,632 | 1,981,753 |
| 16 | | 18,987,069 | 5,292,814 | 449,454 | 1,466,345 | 3,075,835 | 3,704,872 |
| 17 | | 14,032,297 | 3,082,261 | 5,514,938 | 43,778 | 1,684,246 | 1,795,396 |
| 18 | | 4,292,869 | 1,219,677 | 1,950 | 33,105 | 856,334 | 1,027,628 |
| 19 | | 1,206,839 | 516,939 | — | 86 | 246,264 | 270,086 |
| 20 | | 3,434,700 | 1,223,443 | — | 3,629 | 884,996 | 768,365 |
| 21 | | 6,317,003 | 1,820,607 | — | 20,368 | 619,712 | 1,287,369 |
| 22 | 中 部 | 24,368,787 | 7,068,513 | 3,547,792 | 309,453 | 2,659,335 | 4,703,730 |
| 23 | 富 山 石 川 岐 阜 愛 知 三 重 | 1,988,776 | 526,402 | 140,650 | 5,664 | 355,154 | 340,356 |
| 24 | | 2,194,618 | 705,103 | 11,560 | 72,598 | 508,316 | 488,146 |
| 25 | | 2,433,433 | 953,795 | — | 19,358 | 338,151 | 634,375 |
| 26 | | 11,205,341 | 3,881,495 | 719,835 | 207,440 | 1,095,326 | 2,443,740 |
| 27 | | 6,546,619 | 1,001,718 | 2,675,747 | 4,393 | 362,388 | 797,113 |
| 28 | 近 畿 | 23,661,713 | 8,241,635 | 1,672,155 | 620,021 | 2,866,990 | 4,849,990 |
| 29 | 福 井 滋 賀 京 都 大 阪 兵 庫 奈 良 和 歌 山 | 1,327,365 | 388,717 | — | 0 | 202,621 | 281,892 |
| 30 | | 1,968,631 | 709,602 | — | 132 | 292,349 | 405,943 |
| 31 | | 1,997,567 | 904,278 | — | 3,205 | 240,719 | 469,391 |
| 32 | | 9,367,824 | 3,140,583 | 346,067 | 516,576 | 1,195,749 | 2,006,729 |
| 33 | | 5,629,519 | 2,168,741 | 1,200 | 97,113 | 683,425 | 1,330,301 |
| 34 | | 873,439 | 520,785 | — | 148 | 108,830 | 170,498 |
| 35 | | 2,497,368 | 408,929 | 1,324,888 | 2,847 | 143,297 | 185,236 |
| 36 | 中 国 | 23,446,056 | 3,962,058 | 9,325,378 | 173,589 | 1,631,581 | 2,889,592 |
| 37 | 鳥 取 島 根 岡 山 広 島 山 口 | 1,036,670 | 299,688 | — | 30,541 | 125,324 | 246,892 |
| 38 | | 1,055,732 | 344,239 | — | 13,046 | 174,746 | 251,649 |
| 39 | | 9,842,384 | 944,916 | 5,997,659 | 25,028 | 327,635 | 712,487 |
| 40 | | 4,327,897 | 1,509,402 | 40,080 | 68,733 | 608,295 | 973,759 |
| 41 | | 7,183,373 | 863,813 | 3,287,639 | 36,241 | 395,581 | 704,805 |
| 42 | 四 国 | 9,108,602 | 1,906,083 | 2,204,003 | 132,175 | 700,909 | 1,230,218 |
| 43 | 徳 島 香 川 愛 媛 高 知 | 1,434,433 | 381,343 | — | 22,761 | 148,394 | 238,879 |
| 44 | | 1,876,622 | 576,398 | — | 32,361 | 210,811 | 360,484 |
| 45 | | 4,757,137 | 600,504 | 2,204,003 | 48,565 | 235,054 | 401,058 |
| 46 | | 1,040,410 | 347,838 | — | 28,488 | 106,650 | 229,797 |
| 47 | 九 州 | 19,426,584 | 6,259,150 | 471,984 | 928,657 | 2,124,279 | 4,422,882 |
| 48 | 福 岡 佐 賀 長 崎 熊 本 大 分 宮 崎 鹿 児 島 | 7,264,776 | 2,487,645 | — | 411,298 | 909,300 | 1,671,344 |
| 49 | | 1,043,875 | 387,760 | — | 10,801 | 108,179 | 291,043 |
| 50 | | 2,104,325 | 609,658 | 11,362 | 78,464 | 218,954 | 486,214 |
| 51 | | 1,977,646 | 749,960 | — | 57,625 | 254,059 | 538,247 |
| 52 | | 2,392,229 | 600,079 | 460,622 | 44,385 | 220,568 | 419,234 |
| 53 | | 1,860,291 | 570,553 | — | 144,344 | 197,602 | 387,726 |
| 54 | | 2,783,442 | 853,495 | — | 181,740 | 215,617 | 629,074 |
| 55 | | 沖 縄 | 2,503,345 | 606,854 | 3,500 | 427,944 | 85,185 |

注1：本表は20社（日石三菱、興亜、昭和シェル、西部、極東、エッソ、モービル、キグナス、東燃ゼネラル、出光、東邦、ジャパンエナジー、鹿島、富士、コスモ、九石、太陽、富士興産、日蠟、帝石）の販売業者向及び消費者向販売量計。

2：出所は石油連盟。

資 料)

経済産業局別、都道府県別販売

(単位：kl、アスファルト以下はt)

| 重 油 | | | | 潤滑油 | アスファルト | グリース | パラフィン | |
|------------|------------|--------|------------|-----------|-----------|--------|--------|----|
| | A | B | C | | | | | |
| 54,712,428 | 28,344,693 | 25,659 | 26,342,076 | 2,485,125 | 4,716,257 | 26,866 | 62,032 | 1 |
| 4,337,800 | 1,925,495 | — | 2,412,305 | 77,653 | 277,278 | 1,019 | 435 | 2 |
| 5,376,697 | 2,762,308 | — | 2,614,389 | 130,131 | 466,424 | 1,342 | 3,877 | 3 |
| 624,346 | 342,475 | — | 281,871 | 14,645 | 94,186 | 195 | 239 | 4 |
| 538,443 | 490,332 | — | 48,111 | 16,477 | 49,261 | 186 | 195 | 5 |
| 1,338,904 | 798,394 | — | 540,510 | 35,803 | 141,976 | 306 | 807 | 6 |
| 441,947 | 215,044 | — | 226,903 | 10,720 | 49,925 | 185 | 37 | 7 |
| 296,466 | 249,421 | — | 47,045 | 11,612 | 46,151 | 159 | 719 | 8 |
| 2,136,591 | 666,642 | — | 1,469,949 | 40,874 | 84,925 | 311 | 1,880 | 9 |
| 18,828,920 | 10,292,260 | 25,659 | 8,511,001 | 985,079 | 1,702,682 | 9,501 | 21,413 | 10 |
| 3,164,473 | 847,207 | — | 2,317,266 | 54,114 | 313,426 | 586 | 3,245 | 11 |
| 725,493 | 619,351 | — | 106,142 | 55,169 | 35,610 | 1,122 | 2,174 | 12 |
| 622,860 | 577,672 | — | 45,188 | 43,219 | 27,244 | 412 | 244 | 13 |
| 553,783 | 510,188 | — | 43,595 | 70,815 | 110,254 | 907 | 3,459 | 14 |
| 2,402,031 | 1,186,378 | — | 1,215,653 | 122,109 | 228,794 | 797 | 1,701 | 15 |
| 4,997,749 | 3,125,645 | — | 1,872,104 | 238,274 | 540,291 | 1,759 | 2,715 | 16 |
| 1,911,678 | 1,016,393 | — | 895,285 | 213,417 | 125,254 | 1,645 | 4,076 | 17 |
| 1,154,175 | 438,984 | — | 715,191 | 32,096 | 85,899 | 438 | 236 | 18 |
| 173,464 | 171,460 | — | 2,004 | 8,830 | 12,621 | 172 | 131 | 19 |
| 554,267 | 527,803 | — | 26,464 | 22,241 | 43,923 | 240 | 677 | 20 |
| 2,568,947 | 1,271,179 | 25,659 | 1,272,109 | 124,795 | 179,366 | 1,423 | 2,755 | 21 |
| 6,079,964 | 3,293,297 | — | 2,786,667 | 446,612 | 403,812 | 5,391 | 7,379 | 22 |
| 620,550 | 279,203 | — | 341,347 | 15,357 | 39,478 | 297 | 44 | 23 |
| 408,895 | 306,811 | — | 102,084 | 12,276 | 16,384 | 217 | 112 | 24 |
| 487,754 | 309,623 | — | 178,131 | 33,436 | 24,878 | 1,340 | 345 | 25 |
| 2,857,505 | 1,820,990 | — | 1,036,515 | 261,371 | 285,275 | 2,938 | 4,480 | 26 |
| 1,705,260 | 576,670 | — | 1,128,590 | 124,172 | 37,797 | 599 | 2,398 | 27 |
| 5,410,922 | 3,161,882 | — | 2,249,040 | 437,597 | 632,436 | 4,493 | 16,279 | 28 |
| 454,135 | 195,442 | — | 258,693 | 13,039 | 36,809 | 118 | 360 | 29 |
| 560,605 | 421,522 | — | 139,083 | 36,442 | 22,025 | 572 | 2,260 | 30 |
| 379,974 | 207,298 | — | 172,676 | 27,318 | 4,189 | 222 | 503 | 31 |
| 2,162,120 | 1,277,560 | — | 884,560 | 199,983 | 378,189 | 1,485 | 10,897 | 32 |
| 1,348,739 | 798,950 | — | 549,789 | 106,995 | 177,899 | 1,579 | 2,163 | 33 |
| 73,178 | 73,136 | — | 42 | 12,152 | 1,987 | 96 | 71 | 34 |
| 432,171 | 187,974 | — | 244,197 | 41,668 | 11,338 | 421 | 25 | 35 |
| 5,463,858 | 2,147,503 | — | 3,316,355 | 163,732 | 681,129 | 1,952 | 7,601 | 36 |
| 334,225 | 168,309 | — | 165,916 | 5,904 | 17,576 | 50 | 197 | 37 |
| 272,052 | 197,958 | — | 74,094 | 8,151 | 22,429 | 110 | 19 | 38 |
| 1,834,659 | 541,782 | — | 1,292,877 | 41,091 | 159,637 | 706 | 2,669 | 39 |
| 1,127,628 | 645,197 | — | 482,431 | 60,244 | 149,046 | 611 | 672 | 40 |
| 1,895,294 | 594,257 | — | 1,301,037 | 48,342 | 332,441 | 475 | 4,044 | 41 |
| 2,935,214 | 1,173,390 | — | 1,761,824 | 71,208 | 175,152 | 700 | 1,354 | 42 |
| 643,056 | 156,522 | — | 486,534 | 8,494 | 33,769 | 156 | 319 | 43 |
| 696,568 | 325,141 | — | 371,427 | 16,472 | 62,476 | 142 | 354 | 44 |
| 1,267,953 | 404,194 | — | 863,759 | 39,308 | 54,928 | 258 | 681 | 45 |
| 327,637 | 287,533 | — | 40,104 | 6,934 | 23,979 | 144 | 0 | 46 |
| 5,219,632 | 3,311,316 | — | 1,908,316 | 163,512 | 364,616 | 2,285 | 3,694 | 47 |
| 1,785,189 | 1,063,998 | — | 721,191 | 70,691 | 152,403 | 1,200 | 2,876 | 48 |
| 246,092 | 183,833 | — | 62,259 | 9,926 | 5,554 | 113 | 68 | 49 |
| 699,673 | 461,548 | — | 238,125 | 14,427 | 18,608 | 173 | 9 | 50 |
| 377,755 | 317,058 | — | 60,697 | 16,946 | 29,014 | 208 | 153 | 51 |
| 647,341 | 348,408 | — | 298,933 | 14,750 | 49,854 | 269 | 35 | 52 |
| 560,066 | 335,327 | — | 224,739 | 14,269 | 32,471 | 124 | 524 | 53 |
| 903,516 | 601,144 | — | 302,372 | 22,503 | 76,712 | 198 | 29 | 54 |
| 1,059,421 | 277,242 | — | 782,179 | 9,601 | 12,728 | 183 | — | 55 |

(2) 平成13年度

| | 区 分 | 燃 料 油 | ガソリン | ナフサ | ジェット 燃 料 油 | 灯 油 | 軽 油 |
|----|-------|------------|------------|-------------|---------------|------------|------------|
| | | 1 | 全 国 | 218,259,598 | 58,656,752 | 33,222,612 | 5,185,131 |
| 2 | 北 海 道 | 14,378,438 | 2,385,597 | 806,599 | 612,096 | 3,591,803 | 2,915,408 |
| 3 | 東 北 | 17,963,875 | 4,657,297 | 1,420 | 258,103 | 3,926,837 | 3,989,337 |
| 4 | 青岩 | 2,642,546 | 605,790 | — | 103,337 | 676,195 | 647,345 |
| 5 | 宮城 | 2,358,445 | 614,167 | — | 8,929 | 575,057 | 629,438 |
| 6 | 秋田 | 4,679,832 | 1,335,597 | — | 95,871 | 860,843 | 1,067,956 |
| 7 | 山形 | 2,025,640 | 528,202 | — | 19,984 | 639,289 | 443,285 |
| 8 | 福島 | 1,828,658 | 557,850 | — | 14,253 | 548,593 | 411,895 |
| 9 | 福 島 | 4,428,754 | 1,015,691 | 1,420 | 15,729 | 626,860 | 789,418 |
| 10 | 関 東 | 85,109,023 | 23,514,968 | 16,204,174 | 1,715,901 | 10,896,410 | 14,749,321 |
| 11 | 茨 城 | 7,240,449 | 1,666,416 | 1,062,192 | 84,627 | 572,370 | 1,023,379 |
| 12 | 栃 木 | 3,091,660 | 1,131,548 | — | 3,859 | 502,592 | 715,893 |
| 13 | 群 馬 | 2,940,837 | 1,141,124 | — | 2,514 | 532,254 | 649,524 |
| 14 | 埼 埼 | 5,767,033 | 2,957,052 | — | 23,296 | 729,950 | 1,519,651 |
| 15 | 埼 埼 | 17,510,383 | 3,192,590 | 9,455,628 | 56,290 | 970,968 | 1,813,686 |
| 16 | 千 葉 | 19,787,195 | 5,516,775 | 377,284 | 1,449,612 | 3,469,181 | 3,877,790 |
| 17 | 神 奈 川 | 13,796,588 | 3,119,400 | 5,307,120 | 37,744 | 1,669,643 | 1,807,092 |
| 18 | 新 潟 | 4,214,073 | 1,225,649 | 1,950 | 31,863 | 804,971 | 1,029,684 |
| 19 | 山 梨 | 1,178,768 | 523,095 | — | 94 | 227,403 | 266,298 |
| 20 | 長 野 | 3,354,827 | 1,220,089 | — | 3,672 | 838,876 | 754,330 |
| 21 | 静 岡 | 6,227,210 | 1,821,230 | — | 22,330 | 578,202 | 1,291,994 |
| 22 | 中 部 | 24,020,938 | 7,117,999 | 3,349,447 | 311,158 | 2,585,192 | 4,725,476 |
| 23 | 富 山 | 1,941,551 | 526,652 | 136,710 | 5,500 | 347,469 | 343,602 |
| 24 | 石 川 | 2,147,152 | 694,674 | 12,340 | 75,737 | 468,870 | 482,740 |
| 25 | 岐 阜 | 2,421,982 | 958,404 | — | 21,808 | 325,140 | 636,994 |
| 26 | 愛 知 | 11,133,448 | 3,937,098 | 697,725 | 203,812 | 1,085,862 | 2,468,240 |
| 27 | 三 重 | 6,376,805 | 1,001,171 | 2,502,672 | 4,301 | 357,851 | 793,900 |
| 28 | 近 畿 | 22,983,987 | 8,255,142 | 1,242,536 | 614,546 | 2,773,102 | 4,829,300 |
| 29 | 福 崎 | 1,284,777 | 393,270 | — | 0 | 197,038 | 277,402 |
| 30 | 滋 賀 | 1,939,740 | 713,480 | — | 130 | 281,835 | 401,710 |
| 31 | 京 都 | 1,957,867 | 901,936 | — | 1,805 | 218,365 | 468,776 |
| 32 | 大 阪 | 9,284,201 | 3,156,569 | 367,819 | 512,435 | 1,130,959 | 2,010,771 |
| 33 | 兵 庫 | 5,626,954 | 2,163,809 | 2,700 | 97,061 | 701,258 | 1,314,991 |
| 34 | 奈 良 | 856,864 | 518,376 | — | 109 | 100,056 | 169,738 |
| 35 | 和 歌 山 | 2,033,584 | 407,702 | 872,017 | 3,006 | 143,591 | 185,912 |
| 36 | 中 国 | 23,080,747 | 3,947,353 | 8,958,241 | 180,633 | 1,530,699 | 2,888,803 |
| 37 | 鳥 取 | 1,031,411 | 299,096 | — | 32,971 | 119,823 | 243,774 |
| 38 | 島 根 | 1,039,487 | 345,019 | — | 13,245 | 162,464 | 245,271 |
| 39 | 岡 山 | 9,514,224 | 941,199 | 5,596,851 | 24,269 | 304,206 | 707,804 |
| 40 | 廣 島 | 4,337,072 | 1,510,256 | 37,390 | 69,383 | 580,337 | 1,013,279 |
| 41 | 山 口 | 7,158,553 | 851,783 | 3,324,000 | 40,765 | 363,869 | 678,675 |
| 42 | 四 国 | 9,005,794 | 1,913,617 | 2,194,252 | 130,432 | 657,558 | 1,239,437 |
| 43 | 徳 島 | 1,465,569 | 383,457 | — | 21,828 | 139,006 | 242,735 |
| 44 | 香 川 | 1,800,497 | 581,241 | — | 31,772 | 191,460 | 363,005 |
| 45 | 愛 媛 | 4,717,892 | 600,185 | 2,194,252 | 48,414 | 227,887 | 405,432 |
| 46 | 高 知 | 1,021,836 | 348,734 | — | 28,418 | 99,205 | 228,265 |
| 47 | 九 州 | 19,186,537 | 6,244,439 | 463,443 | 933,769 | 2,011,352 | 4,374,990 |
| 48 | 福 佐 | 7,232,762 | 2,497,015 | — | 417,896 | 874,181 | 1,668,377 |
| 49 | 長 門 | 1,020,899 | 381,787 | — | 10,311 | 99,732 | 285,269 |
| 50 | 熊 本 | 2,078,243 | 611,023 | 10,659 | 78,402 | 202,327 | 486,727 |
| 51 | 大 分 | 1,931,526 | 744,515 | — | 57,797 | 232,759 | 526,274 |
| 52 | 宮 崎 | 2,349,365 | 592,732 | 452,784 | 44,038 | 213,407 | 411,961 |
| 53 | 鹿 児 島 | 1,833,987 | 570,950 | — | 144,989 | 189,989 | 378,660 |
| 54 | 鹿 児 島 | 2,739,755 | 846,417 | — | 180,336 | 198,957 | 617,722 |
| 55 | 沖 縄 | 2,530,259 | 620,340 | 2,500 | 428,493 | 85,264 | 330,058 |

注1：本表は20社（日石三菱、興亜、昭和シェル、西部、極東、エッソ、モービル、キグナス、東燃ゼネラル、出光、東邦、ジャパンエナジー、鹿島、富士、コスモ、九石、太陽、富士興産、日燃、帝石）の販売業者向及び消費者向販売量計。

2：出所は石油連盟。

3：H14年1月調査より、B・C重油統合による。

(単位：kl、アスファルト以下はt)

| 重油 | | | | 潤滑油 | アスファルト | グリース | パラフィン | |
|------------|------------|---|------------|-----------|-----------|--------|--------|----|
| | A | | B・C | | | | | |
| 53,094,756 | 28,070,138 | — | 25,024,618 | 2,467,307 | 4,675,354 | 26,492 | 61,004 | 1 |
| 4,066,935 | 1,879,491 | — | 2,187,444 | 76,561 | 269,685 | 997 | 447 | 2 |
| 5,130,881 | 2,740,135 | — | 2,390,746 | 130,046 | 491,674 | 1,296 | 3,955 | 3 |
| 609,879 | 344,606 | — | 265,273 | 14,536 | 97,014 | 196 | 279 | 4 |
| 530,854 | 494,207 | — | 36,647 | 16,211 | 52,119 | 177 | 176 | 5 |
| 1,319,565 | 788,471 | — | 531,094 | 36,213 | 158,678 | 297 | 753 | 6 |
| 394,880 | 207,897 | — | 186,983 | 10,553 | 48,544 | 180 | 35 | 7 |
| 296,067 | 250,592 | — | 45,475 | 11,379 | 47,095 | 148 | 710 | 8 |
| 1,979,636 | 654,362 | — | 1,325,274 | 41,154 | 88,224 | 298 | 2,002 | 9 |
| 18,028,249 | 10,160,783 | — | 7,867,466 | 977,822 | 1,679,755 | 9,479 | 20,882 | 10 |
| 2,831,465 | 851,627 | — | 1,979,838 | 53,154 | 296,765 | 581 | 3,068 | 11 |
| 737,768 | 630,690 | — | 107,078 | 54,306 | 31,624 | 1,124 | 2,221 | 12 |
| 615,421 | 574,359 | — | 41,062 | 42,340 | 25,688 | 392 | 258 | 13 |
| 537,084 | 494,400 | — | 42,684 | 69,737 | 104,575 | 879 | 3,270 | 14 |
| 2,021,221 | 981,535 | — | 1,039,686 | 121,618 | 221,385 | 808 | 1,652 | 15 |
| 5,096,553 | 3,250,050 | — | 1,846,503 | 236,181 | 558,310 | 1,825 | 2,580 | 16 |
| 1,855,589 | 1,028,610 | — | 826,979 | 211,731 | 132,089 | 1,612 | 4,059 | 17 |
| 1,119,956 | 424,268 | — | 695,688 | 32,149 | 85,577 | 429 | 261 | 18 |
| 161,878 | 159,784 | — | 2,094 | 8,547 | 13,482 | 173 | 122 | 19 |
| 537,860 | 513,024 | — | 24,836 | 21,640 | 40,292 | 235 | 701 | 20 |
| 2,513,454 | 1,252,436 | — | 1,261,018 | 126,419 | 169,968 | 1,421 | 2,690 | 21 |
| 5,931,666 | 3,292,473 | — | 2,639,193 | 447,335 | 431,324 | 5,325 | 7,135 | 22 |
| 581,618 | 272,409 | — | 309,209 | 14,943 | 40,482 | 293 | 37 | 23 |
| 412,791 | 311,999 | — | 100,792 | 12,041 | 16,566 | 210 | 103 | 24 |
| 479,636 | 314,133 | — | 165,503 | 34,097 | 19,989 | 1,327 | 364 | 25 |
| 2,740,711 | 1,808,599 | — | 932,112 | 262,065 | 259,464 | 2,906 | 4,233 | 26 |
| 1,716,910 | 585,333 | — | 1,131,577 | 124,189 | 94,823 | 589 | 2,398 | 27 |
| 5,269,361 | 3,130,606 | — | 2,138,755 | 431,997 | 601,167 | 4,395 | 15,793 | 28 |
| 417,067 | 197,155 | — | 219,912 | 12,631 | 33,714 | 109 | 338 | 29 |
| 542,585 | 412,599 | — | 129,986 | 35,627 | 15,237 | 569 | 2,345 | 30 |
| 366,985 | 204,045 | — | 162,940 | 26,662 | 3,464 | 224 | 467 | 31 |
| 2,105,648 | 1,241,976 | — | 863,672 | 198,053 | 378,040 | 1,459 | 10,433 | 32 |
| 1,347,135 | 821,729 | — | 525,406 | 104,144 | 168,069 | 1,519 | 2,107 | 33 |
| 68,585 | 68,561 | — | 24 | 11,858 | 1,145 | 97 | 77 | 34 |
| 421,356 | 184,541 | — | 236,815 | 43,022 | 1,498 | 418 | 26 | 35 |
| 5,575,018 | 2,141,360 | — | 3,433,658 | 161,811 | 668,192 | 1,879 | 7,770 | 36 |
| 335,747 | 178,912 | — | 156,835 | 5,787 | 16,064 | 53 | 195 | 37 |
| 273,488 | 200,680 | — | 72,808 | 7,827 | 21,942 | 105 | 21 | 38 |
| 1,939,895 | 548,532 | — | 1,391,363 | 40,672 | 156,314 | 687 | 2,741 | 39 |
| 1,126,427 | 641,081 | — | 485,346 | 59,329 | 142,793 | 574 | 680 | 40 |
| 1,899,461 | 572,155 | — | 1,327,306 | 48,196 | 331,079 | 460 | 4,133 | 41 |
| 2,870,498 | 1,144,386 | — | 1,726,112 | 70,980 | 167,648 | 701 | 1,332 | 42 |
| 678,543 | 152,346 | — | 526,197 | 8,357 | 32,559 | 157 | 361 | 43 |
| 633,019 | 322,774 | — | 310,245 | 16,410 | 58,091 | 147 | 304 | 44 |
| 1,241,722 | 394,567 | — | 847,155 | 39,468 | 52,928 | 255 | 667 | 45 |
| 317,214 | 274,699 | — | 42,515 | 6,745 | 24,070 | 142 | 0 | 46 |
| 5,158,544 | 3,304,699 | — | 1,853,845 | 161,341 | 351,871 | 2,237 | 3,690 | 47 |
| 1,775,293 | 1,071,310 | — | 703,983 | 69,993 | 147,848 | 1,184 | 2,905 | 48 |
| 243,800 | 183,868 | — | 59,932 | 9,393 | 4,525 | 107 | 53 | 49 |
| 689,105 | 458,349 | — | 230,756 | 14,276 | 15,616 | 167 | 6 | 50 |
| 370,181 | 308,289 | — | 61,892 | 16,672 | 24,484 | 202 | 142 | 51 |
| 634,443 | 351,846 | — | 282,597 | 14,602 | 46,693 | 265 | 29 | 52 |
| 549,399 | 332,891 | — | 216,508 | 14,092 | 26,923 | 120 | 529 | 53 |
| 896,323 | 598,146 | — | 298,177 | 22,313 | 85,782 | 192 | 26 | 54 |
| 1,063,604 | 276,205 | — | 787,399 | 9,414 | 14,038 | 183 | — | 55 |

2. 石油備

| 区 分 | 民 間 備 蓄 | | | 日 数 |
|----------|---------|---------|-------------------|-----|
| | 原 油 | 製品及び半製品 | 製 計 べ 一 品 ス | |
| | | | | |
| 平成12年3月末 | 2,082 | 2,078 | 4,055 | 72 |
| 6 | 2,240 | 2,270 | 4,398 | 78 |
| 9 | 1,929 | 2,417 | 4,249 | 76 |
| 12 | 2,050 | 2,406 | 4,354 | 77 |
| 13年1月末 | 2,024 | 2,375 | 4,298 | 76 |
| 2 | 2,034 | 2,292 | 4,224 | 75 |
| 3 | 2,168 | 2,280 | 4,340 | 78 |
| 4 | 2,186 | 2,423 | 4,499 | 80 |
| 5 | 2,219 | 2,418 | 4,526 | 81 |
| 6 | 2,248 | 2,272 | 4,407 | 80 |
| 7 | 2,157 | 2,294 | 4,343 | 79 |
| 8 | 2,111 | 2,447 | 4,453 | 81 |
| 9 | 2,023 | 2,574 | 4,496 | 82 |
| 10 | 2,229 | 2,622 | 4,739 | 86 |
| 11 | 2,106 | 2,569 | 4,570 | 83 |
| 12 | 2,089 | 2,256 | 4,241 | 78 |
| 14年1月末 | 2,006 | 2,331 | 4,237 | 78 |
| 2 | 2,061 | 2,239 | 4,197 | 77 |
| 3 | 2,151 | 2,144 | 4,187 | 77 |

注1：原油の製品換算は原油*0.95である。
 注2：資源エネルギー庁調べによる。

3. 石油輸入

| 区 分 | 原 油 | | ナ フ サ 円/kl |
|-----------|--------|--------|---------------|
| | 円/kl | \$/バレル | |
| 平成 12 年 | 19,290 | 28.53 | 20,612 |
| 13 | 19,206 | 25.28 | 21,123 |
| 平成 12 年度 | 19,617 | 28.37 | 21,546 |
| 13 | 18,645 | 23.84 | 19,972 |
| 平成13年1月平均 | 18,572 | 25.59 | 21,616 |
| 2 | 18,449 | 25.16 | 21,654 |
| 3 | 19,385 | 26.09 | 22,522 |
| 4 | 20,209 | 25.92 | 23,592 |
| 5 | 20,215 | 26.22 | 23,102 |
| 6 | 21,011 | 27.62 | 23,079 |
| 7 | 21,658 | 27.68 | 23,218 |
| 8 | 20,179 | 25.98 | 21,588 |
| 9 | 19,682 | 26.08 | 19,974 |
| 10 | 19,310 | 25.71 | 19,258 |
| 11 | 17,076 | 22.30 | 17,853 |
| 12 | 15,384 | 19.67 | 16,734 |

注1：財務省日本貿易月表 (C.I.F) による。
 注2：\$/バレルは石油連盟「石油資料月報」による。

蓄量推移

| 国 家 備 蓄 | | | 合 計 | |
|---------|-------|-----|-------|-----|
| 原 油 | 製 品 | 日 数 | 製 品 | 日 数 |
| 5,000 | 4,750 | 84 | 8,805 | 156 |
| 4,992 | 4,742 | 84 | 9,140 | 163 |
| 4,959 | 4,711 | 84 | 8,960 | 160 |
| 4,970 | 4,721 | 84 | 9,075 | 161 |
| 4,990 | 4,741 | 84 | 9,039 | 160 |
| 4,990 | 4,741 | 85 | 8,965 | 160 |
| 4,990 | 4,741 | 85 | 9,080 | 163 |
| 4,990 | 4,740 | 85 | 9,239 | 165 |
| 4,989 | 4,740 | 85 | 9,266 | 166 |
| 4,990 | 4,740 | 86 | 9,147 | 165 |
| 4,989 | 4,740 | 86 | 9,082 | 164 |
| 4,978 | 4,729 | 86 | 9,182 | 166 |
| 4,967 | 4,719 | 86 | 9,215 | 167 |
| 4,994 | 4,744 | 86 | 9,483 | 172 |
| 5,015 | 4,765 | 87 | 9,334 | 170 |
| 5,015 | 4,764 | 88 | 9,005 | 166 |
| 5,059 | 4,806 | 89 | 9,042 | 166 |
| 5,073 | 4,819 | 89 | 9,016 | 166 |
| 5,091 | 4,836 | 89 | 9,023 | 166 |

価 格 推 移

| 重油 (円/kl) | | 液化石油ガス 円/t | 液化天然ガス 円/t |
|---------------|---------------|---------------|---------------|
| A重油 | C重油 | | |
| 23,401 | 19,356 | 35,143 | 26,179 |
| 22,545 | 19,960 | 37,486 | 28,902 |
| 23,656 | 19,838 | 38,056 | 27,655 |
| 21,936 | 19,287 | 34,751 | 28,605 |
| 22,806 | 18,563 | 42,761 | 29,072 |
| 22,679 | — | 43,544 | 28,846 |
| 22,115 | 18,703 | 43,414 | 29,637 |
| 25,047 | 18,401 | 42,647 | 30,267 |
| 25,583 | 22,307 | 36,888 | 29,482 |
| 24,749 | 22,327 | 36,458 | 29,280 |
| 24,936 | 23,857 | 37,370 | 29,917 |
| 24,390 | 20,059 | 35,683 | 28,959 |
| 24,412 | 18,859 | 32,159 | 28,131 |
| 21,469 | — | 31,620 | 28,275 |
| 19,839 | — | 33,136 | 27,535 |
| 18,072 | 13,266 | 33,231 | 27,382 |

4. 一 次 エ ネ ル

| | 年次 | 合 計 | | 国産エネルギー | | 輸入エネルギー | | 水 力 | |
|----|--------|--------------------|--------------------|---------|--------------------|---------|---------------------|--------------------|--|
| | | 10 ¹⁵ J | 10 ¹⁵ J | 構成比% | 10 ¹⁵ J | 構成比% | 10 ⁶ kWh | 10 ¹⁵ J | |
| 1 | 昭和40年度 | 7,071 | 2,352 | 33.3 | 4,718 | 66.7 | 76,330 | 751 | |
| 2 | 45 | 13,383 | 2,126 | 15.9 | 11,257 | 84.1 | 77,801 | 749 | |
| 3 | 50 | 15,330 | 1,862 | 12.1 | 13,469 | 87.9 | 85,497 | 805 | |
| 4 | 55 | 16,627 | 2,481 | 14.9 | 14,146 | 85.1 | 91,028 | 857 | |
| 5 | 60 | 16,967 | 3,106 | 18.3 | 13,861 | 81.7 | 84,804 | 799 | |
| 6 | 平成2年度 | 20,357 | 3,414 | 16.8 | 16,943 | 83.2 | 91,164 | 859 | |
| 7 | 3 | 20,552 | 3,573 | 17.4 | 16,979 | 82.6 | 99,555 | 938 | |
| 8 | 4 | 20,963 | 3,494 | 16.7 | 17,469 | 83.3 | 84,168 | 793 | |
| 9 | 5 | 21,213 | 3,846 | 18.1 | 17,368 | 81.9 | 97,812 | 921 | |
| 10 | 6 | 22,353 | 3,747 | 16.8 | 18,606 | 83.2 | 68,460 | 645 | |
| 11 | 7 | 22,768 | 4,110 | 18.1 | 18,659 | 82.0 | 83,947 | 791 | |
| 12 | 8 | 23,118 | 4,201 | 18.2 | 18,916 | 81.8 | 82,164 | 774 | |
| 13 | 9 | 23,392 | 4,448 | 19.0 | 18,944 | 81.0 | 93,100 | 877 | |
| 14 | 10 | 22,810 | 4,539 | 19.9 | 18,271 | 80.1 | 95,318 | 898 | |
| 15 | 11 | 23,001 | 4,331 | 18.8 | 18,670 | 81.2 | 88,309 | 832 | |
| 16 | 12 | 23,385 | 4,210 | 18.0 | 19,175 | 82.0 | 89,549 | 806 | |

| | 年 次 | 輸入コークス | | 国産原油 | | 輸入原油 | | 輸 入 |
|----|--------|-------------------|--------------------|--------------------|--------------------|--------------------|--------------------|--------------------|
| | | 10 ³ t | 10 ¹⁵ J | 10 ³ kl | 10 ¹⁵ J | 10 ³ kl | 10 ¹⁵ J | 10 ³ kl |
| 1 | 昭和40年度 | 49 | 1 | 781 | 31 | 87,626 | 3,448 | — |
| 2 | 45 | 86 | 3 | 901 | 35 | 204,872 | 8,062 | — |
| 3 | 50 | 56 | 2 | 699 | 27 | 261,896 | 10,196 | 889 |
| 4 | 55 | — | — | 481 | 19 | 242,508 | 9,441 | 6,691 |
| 5 | 60 | — | — | 669 | 26 | 191,561 | 7,417 | 5,699 |
| 6 | 平成2年度 | — | — | 653 | 25 | 231,034 | 8,946 | 7,445 |
| 7 | 3 | — | — | 946 | 37 | 231,040 | 8,946 | 7,605 |
| 8 | 4 | — | — | 982 | 38 | 248,128 | 9,608 | 7,540 |
| 9 | 5 | — | — | 898 | 35 | 249,861 | 9,675 | 6,543 |
| 10 | 6 | — | — | 862 | 33 | 268,006 | 10,377 | 5,771 |
| 11 | 7 | — | — | 867 | 34 | 261,379 | 10,121 | 4,145 |
| 12 | 8 | — | — | 834 | 32 | 257,919 | 9,987 | 5,874 |
| 13 | 9 | — | — | 840 | 33 | 260,854 | 10,101 | 6,636 |
| 14 | 10 | — | — | 773 | 30 | 247,902 | 9,599 | 6,378 |
| 15 | 11 | — | — | 730 | 28 | 242,435 | 9,387 | 6,095 |
| 16 | 12 | — | — | 761 | 29 | 250,703 | 9,577 | 3,900 |

注1：経済産業省資源エネルギー庁総合政策ユニット総合政策課「総合エネルギー統計」による。
 2：計量法の改正に基づき、共通の単位をカロリーからジュール (J) に変換している。

ギ 一 供 給 推 移

| 原 子 力 | | 石 炭 | | 国 産 | | 輸 入 | | |
|---------------------|--------------------|-------------------|--------------------|-------------------|--------------------|-------------------|--------------------|----|
| 10 ⁶ kWh | 10 ¹⁵ J | 10 ³ t | 10 ¹⁵ J | 10 ³ t | 10 ¹⁵ J | 10 ³ t | 10 ¹⁵ J | |
| 36 | — | 69,965 | 1,910 | 53,029 | 1,376 | 16,936 | 534 | 1 |
| 4,581 | 44 | 90,415 | 2,659 | 39,465 | 1,044 | 50,950 | 1,614 | 2 |
| 25,125 | 237 | 81,789 | 2,510 | 19,449 | 534 | 62,340 | 1,976 | 3 |
| 82,591 | 778 | 93,525 | 2,818 | 20,814 | 552 | 72,711 | 2,267 | 4 |
| 159,579 | 1,503 | 111,547 | 3,299 | 17,854 | 459 | 93,693 | 2,840 | 5 |
| 202,272 | 1,905 | 115,322 | 3,380 | 10,487 | 257 | 104,835 | 3,123 | 6 |
| 213,460 | 2,010 | 119,304 | 3,482 | 8,901 | 215 | 110,403 | 3,268 | 7 |
| 223,259 | 2,103 | 116,279 | 3,382 | 8,026 | 193 | 108,253 | 3,188 | 8 |
| 249,256 | 2,348 | 117,724 | 3,414 | 7,554 | 182 | 110,170 | 3,232 | 9 |
| 269,127 | 2,535 | 126,718 | 3,662 | 6,952 | 168 | 119,766 | 3,494 | 10 |
| 291,254 | 2,743 | 130,539 | 3,763 | 6,369 | 153 | 124,170 | 3,610 | 11 |
| 302,200 | 2,846 | 131,668 | 3,794 | 6,281 | 151 | 125,387 | 3,643 | 12 |
| 319,177 | 3,006 | 137,398 | 3,949 | 4,924 | 119 | 132,474 | 3,830 | 13 |
| 332,343 | 3,130 | 130,204 | 3,737 | 3,619 | 87 | 126,585 | 3,650 | 14 |
| 316,616 | 2,982 | 139,455 | 3,990 | 3,734 | 90 | 135,721 | 3,900 | 15 |
| 322,050 | 2,898 | 152,454 | 4,195 | 3,015 | 68 | 149,439 | 4,128 | 16 |

| N G L | 石油製品 輸入計 | 輸 入 L P G | | 天 然 ガ ス | | L N G | | |
|--------------------|--------------------|--------------------|--------------------|--------------------------------|--------------------|-------------------|--------------------|----|
| 10 ¹⁵ J | 10 ³ kl | 10 ³ kl | 10 ¹⁵ J | 10 ⁶ m ³ | 10 ¹⁵ J | 10 ³ t | 10 ¹⁵ J | |
| — | 735 | 584 | 29 | 2,108 | 85 | — | — | 1 |
| — | 1,526 | 2,849 | 143 | 2,808 | 113 | 976 | 53 | 2 |
| 30 | 991 | 5,859 | 294 | 2,776 | 112 | 5,038 | 274 | 3 |
| 227 | 1,298 | 9,985 | 502 | 2,433 | 98 | 16,780 | 913 | 4 |
| 193 | 1,909 | 11,795 | 592 | 2,400 | 97 | 27,604 | 1,502 | 5 |
| 252 | 2,646 | 14,340 | 720 | 2,128 | 87 | 36,312 | 1,976 | 6 |
| 258 | 2,418 | 15,052 | 756 | 2,229 | 91 | 38,391 | 2,089 | 7 |
| 256 | 2,291 | 15,318 | 769 | 2,206 | 90 | 39,066 | 2,126 | 8 |
| 222 | 2,065 | 15,068 | 757 | 2,273 | 93 | 39,952 | 2,174 | 9 |
| 196 | 2,227 | 15,081 | 758 | 2,305 | 94 | 42,481 | 2,312 | 10 |
| 141 | 2,413 | 14,829 | 745 | 2,249 | 92 | 43,634 | 2,375 | 11 |
| 199 | 2,540 | 15,230 | 765 | 2,224 | 91 | 46,513 | 2,547 | 12 |
| 225 | 2,177 | 14,841 | 745 | 2,315 | 95 | 45,545 | 2,611 | 13 |
| 216 | 2,097 | 14,119 | 709 | 2,307 | 95 | 49,796 | 2,710 | 14 |
| 207 | 2,351 | 14,105 | 709 | 2,313 | 95 | 51,910 | 2,825 | 15 |
| 138 | 2,313 | 14,776 | 742 | 2,499 | 102 | 54,500 | 2,970 | 16 |

5. 電

(1) 発電量

| | 区 分 | 平成12年度 | 平成13年 | 13年1月 | 2 | 3 | 4 |
|----|---------------|---------|---------|--------|--------|--------|--------|
| 1 | 合 計 | 940,687 | 932,901 | 83,619 | 75,537 | 78,382 | 69,118 |
| 2 | 水 力 | 89,328 | 85,845 | 5,738 | 5,162 | 7,302 | 7,773 |
| 3 | 地 熱 | 3,118 | 3,128 | 270 | 245 | 280 | 271 |
| 4 | 火 力 | 526,902 | 523,388 | 52,776 | 45,279 | 40,441 | 33,764 |
| 5 | 原 子 力 | 321,337 | 320,538 | 24,836 | 24,851 | 30,359 | 27,310 |
| 6 | 一 般 電 気 事 業 者 | 798,385 | 790,987 | 70,818 | 63,881 | 67,584 | 60,155 |
| 7 | 水 力 | 66,471 | 64,228 | 4,310 | 3,837 | 5,553 | 5,913 |
| 8 | 地 熱 | 3,013 | 3,024 | 260 | 236 | 271 | 262 |
| 9 | 火 力 | 426,426 | 420,381 | 42,816 | 36,561 | 32,568 | 26,927 |
| 10 | 原 子 力 | 302,475 | 303,353 | 23,431 | 23,247 | 29,192 | 27,053 |
| 11 | 卸 電 気 事 業 者 | 142,236 | 141,729 | 12,796 | 11,651 | 10,793 | 8,958 |
| 12 | 水 力 | 22,858 | 21,617 | 1,428 | 1,325 | 1,750 | 1,859 |
| 13 | 地 熱 | 105 | 105 | 9 | 8 | 9 | 9 |
| 14 | 火 力 | 100,411 | 102,822 | 9,954 | 8,713 | 7,867 | 6,832 |
| 15 | 原 子 力 | 18,863 | 17,185 | 1,405 | 1,604 | 1,167 | 257 |
| 16 | 特 定 電 気 事 業 者 | 64 | 185 | 5 | 5 | 5 | 5 |
| 17 | 火 力 | 64 | 185 | 5 | 5 | 5 | 5 |

注1：経済産業省資源エネルギー庁電気・ガス事業部「電力調査統計月報」による。
 2：単位未満を四捨五入している。

(2) 火力発電所主要燃料受入・消費実績

① 一般電気事業者

| | 区 分 | 平成12年度 | 平成13年 | 13年1月 | 2 | 3 | 4 | |
|----|---------------------------------|-----------------------------|---------|--------|--------|--------|--------|-------|
| 1 | 発 電 電 力 量 (10 ⁶ kWh) | 423,597 | 417,492 | 42,592 | 36,356 | 32,357 | 26,729 | |
| 2 | 石 炭 | 受入量 (10 ³ t) | 34,036 | 37,221 | 2,877 | 2,524 | 2,626 | 3,325 |
| 3 | | 消費量(湿炭) (10 ³ t) | 34,369 | 36,768 | 3,232 | 2,873 | 2,877 | 2,403 |
| 4 | | 消費量(乾炭) (10 ³ t) | 31,709 | 34,020 | 2,988 | 2,665 | 2,655 | 2,217 |
| 5 | 重 油 | 受入量 (10 ³ kl) | 9,409 | 7,487 | 951 | 721 | 577 | 509 |
| 6 | | 消費量 (10 ³ kl) | 9,475 | 7,423 | 1,153 | 692 | 521 | 394 |
| 7 | 原 油 | 受入量 (10 ³ kl) | 7,230 | 5,572 | 598 | 515 | 378 | 334 |
| 8 | | 消費量 (10 ³ kl) | 7,486 | 5,425 | 787 | 572 | 373 | 171 |
| 9 | ナフサ | 受入量 (10 ³ kl) | 120 | 66 | 19 | 6 | 20 | — |
| 10 | | 消費量 (10 ³ kl) | 113 | 67 | 19 | 7 | 21 | — |
| 11 | 天 然 気 | 受入量 (10 ³ kl) | 1 | 2 | — | — | — | |
| 12 | | 消費量 (10 ³ kl) | 47 | 13 | 3 | 3 | — | |
| 13 | 軽 油 | 受入量 (10 ³ kl) | 214 | 245 | 19 | 15 | 29 | 16 |
| 14 | | 消費量 (10 ³ kl) | 159 | 166 | 11 | 9 | 19 | 10 |
| 15 | 液 化 天 然 気 | 受入量 (10 ³ t) | 38,459 | 38,540 | 3,605 | 2,852 | 3,464 | 2,956 |
| 16 | | 消費量 (10 ³ t) | 38,354 | 38,693 | 3,699 | 3,427 | 3,040 | 2,595 |

注1：経済産業省資源エネルギー庁電力・ガス事業部「電力調査統計月報」による。
 2：単位未満を四捨五入している。

力

(單位：10⁶kWh)

| 5 | 6 | 7 | 8 | 9 | 10 | 11 | 12 | |
|--------|--------|--------|--------|--------|--------|--------|--------|----|
| 71,311 | 75,793 | 92,661 | 87,443 | 75,832 | 72,022 | 71,839 | 79,344 | 1 |
| 8,651 | 9,608 | 9,036 | 7,288 | 7,542 | 6,926 | 5,538 | 5,281 | 2 |
| 256 | 250 | 250 | 265 | 263 | 237 | 255 | 287 | 3 |
| 37,302 | 41,353 | 56,392 | 51,059 | 42,027 | 39,120 | 38,986 | 44,891 | 4 |
| 25,101 | 24,582 | 26,983 | 28,832 | 26,000 | 25,738 | 27,060 | 28,885 | 5 |
| 60,811 | 63,676 | 78,594 | 73,302 | 63,118 | 60,699 | 61,453 | 66,896 | 6 |
| 6,551 | 7,279 | 6,958 | 5,504 | 5,428 | 4,988 | 4,026 | 3,882 | 7 |
| 247 | 245 | 241 | 256 | 254 | 228 | 246 | 278 | 8 |
| 29,763 | 32,662 | 45,768 | 40,657 | 33,320 | 31,691 | 32,005 | 35,643 | 9 |
| 24,251 | 23,490 | 25,627 | 26,885 | 24,116 | 23,792 | 25,176 | 27,093 | 10 |
| 10,495 | 12,112 | 14,059 | 14,136 | 12,708 | 11,316 | 10,320 | 12,386 | 11 |
| 2,101 | 2,329 | 2,077 | 1,784 | 2,114 | 1,938 | 1,512 | 1,399 | 12 |
| 9 | 5 | 9 | 9 | 9 | 9 | 9 | 9 | 13 |
| 7,534 | 8,685 | 10,617 | 10,396 | 8,700 | 7,421 | 6,915 | 9,186 | 14 |
| 851 | 1,092 | 1,356 | 1,947 | 1,884 | 1,947 | 1,884 | 1,792 | 15 |
| 5 | 5 | 7 | 5 | 7 | 7 | 66 | 62 | 16 |
| 5 | 5 | 7 | 5 | 7 | 7 | 66 | 62 | 17 |

| 5 | 6 | 7 | 8 | 9 | 10 | 11 | 12 | |
|--------|--------|--------|--------|--------|--------|--------|--------|----|
| 29,545 | 32,409 | 45,442 | 40,330 | 33,059 | 31,464 | 31,797 | 35,412 | 1 |
| 2,910 | 3,484 | 3,252 | 3,494 | 3,204 | 3,329 | 2,729 | 3,467 | 2 |
| 2,496 | 2,938 | 3,582 | 3,567 | 3,304 | 3,141 | 2,993 | 3,361 | 3 |
| 2,297 | 2,715 | 3,309 | 3,302 | 3,064 | 2,916 | 2,780 | 3,112 | 4 |
| 481 | 513 | 1,121 | 987 | 452 | 376 | 336 | 464 | 5 |
| 524 | 501 | 1,159 | 843 | 427 | 347 | 357 | 505 | 6 |
| 496 | 427 | 761 | 924 | 332 | 175 | 316 | 316 | 7 |
| 303 | 344 | 989 | 734 | 246 | 209 | 311 | 387 | 8 |
| — | 1 | 9 | 9 | — | — | 2 | — | 9 |
| — | 1 | 10 | 9 | — | — | 2 | — | 10 |
| — | — | — | — | — | — | — | — | 11 |
| 4 | — | 1 | — | — | 1 | 1 | — | 12 |
| 20 | 18 | 20 | 22 | 21 | 23 | 20 | 22 | 13 |
| 14 | 14 | 17 | 15 | 13 | 14 | 11 | 19 | 14 |
| 2,895 | 2,800 | 3,941 | 3,882 | 3,083 | 3,005 | 2,872 | 3,186 | 15 |
| 2,820 | 3,096 | 3,929 | 3,593 | 3,168 | 3,002 | 3,040 | 3,283 | 16 |

② 卸電気事業者

| | 区 分 | 平成12年度 | 平成13年 | 13年1月 | 2 | 3 | 4 | |
|----|---------------------------------|-----------------------------|---------|--------|-------|-------|-------|-------|
| 1 | 発 電 電 力 量 (10 ⁶ kWh) | 100,283 | 102,791 | 9,954 | 8,713 | 7,867 | 6,801 | |
| 2 | 石 炭 | 受入量 (10 ³ t) | 24,061 | 24,701 | 2,167 | 2,243 | 2,244 | 1,464 |
| 3 | | 消費量(湿炭) (10 ³ t) | 23,416 | 24,493 | 2,386 | 2,116 | 1,758 | 1,487 |
| 4 | | 消費量(乾炭) (10 ³ t) | 21,483 | 22,455 | 2,186 | 1,936 | 1,607 | 1,348 |
| 5 | 重 油 | 受入量 (10 ³ kl) | 2,233 | 2,315 | 237 | 245 | 215 | 158 |
| 6 | | 消費量 (10 ³ kl) | 2,275 | 2,306 | 265 | 222 | 210 | 154 |
| 7 | 原 油 | 受入量 (10 ³ kl) | 105 | 88 | 8 | 10 | 8 | 4 |
| 8 | | 消費量 (10 ³ kl) | 24 | 11 | 2 | 1 | 1 | 1 |
| 9 | ナフサ | 受入量 (10 ³ kl) | — | — | — | — | — | — |
| 10 | | 消費量 (10 ³ kl) | — | — | — | — | — | — |
| 11 | 天 然 気 | 受入量 (10 ³ kl) | — | — | — | — | — | — |
| 12 | | 消費量 (10 ³ kl) | — | — | — | — | — | — |
| 13 | 軽 油 | 受入量 (10 ³ kl) | 76 | 55 | 3 | 3 | 3 | 3 |
| 14 | | 消費量 (10 ³ kl) | 64 | 48 | 4 | 3 | 2 | 2 |
| 15 | 液化天然ガス | 受入量 (10 ³ t) | 312 | 298 | 7 | 10 | 23 | 26 |
| 16 | | 消費量 (10 ³ t) | 309 | 297 | 15 | 20 | 17 | 28 |

注1：経済産業省資源エネルギー庁電力・ガス事業部「電力調査統計月報」による。

2：単位未満を四捨五入している。

(3) 大口電力産業別使用量

| | 区 分 | 平成12年度 | 平成13年 | 13年1月 | 2 | 3 | 4 |
|----|----------------|---------|---------|--------|--------|--------|--------|
| 1 | 合 計 | 286,756 | 279,147 | 22,818 | 22,314 | 23,691 | 22,542 |
| 2 | 鉱 工 業 計 | 240,913 | 232,324 | 18,927 | 18,706 | 19,920 | 18,947 |
| 3 | 1. 鉱 業 計 | 1,286 | 1,236 | 113 | 109 | 120 | 99 |
| 4 | 2. 製 造 業 計 | 239,627 | 231,088 | 18,814 | 18,598 | 19,800 | 18,848 |
| 5 | ①食品製造業 | 15,268 | 15,498 | 1,084 | 1,086 | 1,182 | 1,211 |
| 6 | ②繊維工業 | 3,860 | 3,691 | 286 | 296 | 319 | 301 |
| 7 | ③パルプ、紙、紙加工品製造業 | 10,519 | 10,314 | 784 | 772 | 865 | 900 |
| 8 | ④化学工業 | 27,417 | 26,505 | 2,214 | 2,080 | 2,214 | 2,204 |
| 9 | ⑤石油製品、石炭製品製造業 | 1,486 | 1,474 | 116 | 102 | 118 | 128 |
| 10 | ⑥ゴム製品製造業 | 3,504 | 3,479 | 265 | 282 | 300 | 284 |
| 11 | ⑦窯業・土石製品製造業 | 11,874 | 11,390 | 955 | 957 | 1,008 | 939 |
| 12 | ⑧鉄 鋼 業 | 54,098 | 51,006 | 4,417 | 4,073 | 4,434 | 4,244 |
| 13 | ⑨非鉄金属製造業 | 14,730 | 13,845 | 1,235 | 1,189 | 1,236 | 1,152 |
| 14 | ⑩機械器具製造業 | 69,842 | 67,387 | 5,434 | 5,579 | 5,845 | 5,320 |
| 15 | ⑪電気機械器具製造業 | — | — | — | — | — | — |
| 16 | ⑫輸送用機械器具製造業 | — | — | — | — | — | — |
| 17 | ⑬その他機械器具製造業 | — | — | — | — | — | — |
| 18 | ⑭そ の 他 | 27,029 | 26,498 | 2,024 | 2,181 | 2,278 | 2,166 |
| 19 | 3. そ の 他 計 | 45,843 | 46,824 | 3,891 | 3,607 | 3,771 | 3,595 |

注1：経済産業省資源エネルギー庁電力・ガス事業部「電力調査統計月報」による。

2：単位未満を四捨五入している。

3：平成12年4月より電気機械器具製造業、輸送機械器具製造業、その他機械器具製造業は統合により機械器具一本化となりました。

| 5 | 6 | 7 | 8 | 9 | 10 | 11 | 12 | |
|-------|-------|--------|--------|-------|-------|-------|-------|----|
| 7,534 | 8,685 | 10,617 | 10,396 | 8,700 | 7,421 | 6,915 | 9,186 | 1 |
| 1,611 | 2,061 | 2,488 | 2,565 | 2,474 | 1,775 | 1,659 | 1,951 | 2 |
| 1,680 | 2,050 | 2,635 | 2,677 | 2,160 | 1,725 | 1,554 | 2,265 | 3 |
| 1,525 | 1,871 | 2,424 | 2,466 | 1,994 | 1,597 | 1,428 | 2,074 | 4 |
| 157 | 216 | 237 | 226 | 138 | 135 | 150 | 201 | 5 |
| 178 | 191 | 262 | 182 | 144 | 153 | 162 | 183 | 6 |
| 4 | 6 | 10 | 4 | 10 | 4 | 12 | 8 | 7 |
| 1 | 1 | 1 | 1 | — | 1 | — | 1 | 8 |
| — | — | — | — | — | — | — | — | 9 |
| — | — | — | — | — | — | — | — | 10 |
| — | — | — | — | — | — | — | — | 11 |
| — | — | — | — | — | — | — | — | 12 |
| 3 | 6 | 5 | 3 | 4 | 10 | 5 | 6 | 13 |
| 4 | 4 | 4 | 3 | 3 | 9 | 5 | 4 | 14 |
| 27 | 28 | 26 | 38 | 19 | 35 | 34 | 25 | 15 |
| 19 | 33 | 31 | 30 | 24 | 25 | 26 | 28 | 16 |

(單位：百萬kWh)

| 5 | 6 | 7 | 8 | 9 | 10 | 11 | 12 | |
|--------|--------|--------|--------|--------|--------|--------|--------|----|
| 22,919 | 24,147 | 25,273 | 23,688 | 23,514 | 23,472 | 22,425 | 22,344 | 1 |
| 19,123 | 20,228 | 20,915 | 19,408 | 19,577 | 19,565 | 18,644 | 18,363 | 2 |
| 96 | 98 | 97 | 94 | 96 | 100 | 106 | 108 | 3 |
| 19,027 | 20,130 | 20,818 | 19,314 | 19,481 | 19,465 | 18,538 | 18,256 | 4 |
| 1,284 | 1,382 | 1,538 | 1,525 | 1,420 | 1,339 | 1,236 | 1,212 | 5 |
| 300 | 323 | 343 | 306 | 316 | 312 | 299 | 291 | 6 |
| 948 | 902 | 868 | 843 | 857 | 921 | 843 | 810 | 7 |
| 2,287 | 2,306 | 2,287 | 2,179 | 2,162 | 2,301 | 2,157 | 2,115 | 8 |
| 146 | 123 | 125 | 123 | 116 | 156 | 114 | 109 | 9 |
| 263 | 302 | 333 | 286 | 308 | 303 | 285 | 268 | 10 |
| 924 | 992 | 957 | 861 | 935 | 958 | 943 | 962 | 11 |
| 4,377 | 4,354 | 4,260 | 4,128 | 4,172 | 4,250 | 4,123 | 4,174 | 12 |
| 1,145 | 1,189 | 1,158 | 1,095 | 1,130 | 1,126 | 1,086 | 1,102 | 13 |
| 5,252 | 5,926 | 6,460 | 5,704 | 5,803 | 5,606 | 5,321 | 5,137 | 14 |
| — | — | — | — | — | — | — | — | 15 |
| — | — | — | — | — | — | — | — | 16 |
| — | — | — | — | — | — | — | — | 17 |
| 2,101 | 2,333 | 2,489 | 2,263 | 2,263 | 2,193 | 2,131 | 2,076 | 18 |
| 3,796 | 3,920 | 4,358 | 4,280 | 3,937 | 3,907 | 3,781 | 3,981 | 19 |

6. 石油設備 (販売部門)

(1) 油槽所貯油設備

| 区 分 | 全 国 | | 北 海 道 | | 東 北 | | 関 東 | | 中 部 | |
|---------|-------|-----------|-------|-----------|-----|-----------|-----|-----------|-----|-----------|
| | 基 数 | 容 量 | 基 数 | 容 量 | 基 数 | 容 量 | 基 数 | 容 量 | 基 数 | 容 量 |
| 燃料油計 | 3,231 | 9,622,415 | 453 | 1,622,209 | 648 | 1,286,268 | 795 | 3,045,406 | 264 | 1,047,811 |
| 揮発油 | 757 | 1,558,117 | 81 | 154,469 | 138 | 226,515 | 210 | 506,843 | 62 | 200,023 |
| ナフサ | 21 | 184,830 | — | — | — | — | 16 | 60,824 | 1 | 990 |
| ジェット燃料油 | 124 | 754,643 | 16 | 32,245 | 26 | 44,429 | 24 | 279,579 | 13 | 38,001 |
| 灯油 | 907 | 3,438,466 | 199 | 1,029,708 | 198 | 486,609 | 199 | 1,013,274 | 66 | 364,117 |
| 軽油 | 559 | 1,559,637 | 72 | 188,153 | 106 | 219,220 | 145 | 492,746 | 47 | 176,759 |
| 重油計 | 863 | 2,126,722 | 85 | 217,634 | 180 | 309,495 | 201 | 692,140 | 75 | 267,921 |
| A重油 | 699 | 1,384,167 | 72 | 171,529 | 164 | 274,698 | 145 | 339,085 | 47 | 148,437 |
| B重油 | 8 | 12,350 | — | — | 3 | 1,190 | 1 | 500 | — | — |
| C重油 | 156 | 730,205 | 13 | 46,105 | 13 | 33,607 | 55 | 352,555 | 28 | 119,484 |
| 潤滑油 | 269 | 191,325 | 3 | 1,424 | 9 | 3,329 | 75 | 77,305 | 48 | 14,333 |
| アスファルト | 57 | 97,404 | 13 | 25,603 | 11 | 19,800 | 10 | 28,900 | 4 | 3,600 |
| 液化天然ガス | 446 | 5,336,853 | 8 | 16,364 | 55 | 24,064 | 142 | 1,902,075 | 56 | 738,079 |

(2) ガソリンスタンド運営区分別 (経済産業局別・都道府県別) 保有状況

| 局別 都道府県別 | 運営区分 ダテ区分 | 合 計 | | 直 営 の も の | | | 系 列 下 の も の | | | | | | | |
|-------------|--------------|--------|-------|-----------|-------|-----|-------------|----------------|-------|----------------|-------|---------------|-------|--------|
| | | 可搬式 | 固定式 | 計 | 可搬式 | 固定式 | 計 | 土地、設備 の全て貸与 | | 土地、設備 の一部貸与 | | 販売業者の 自費建設 | | |
| | | | | | | | | 可搬式 | 固定式 | 可搬式 | 固定式 | 可搬式 | 固定式 | |
| 合 計 | | 52,401 | 1,491 | 50,910 | 1,895 | 16 | 1,879 | 50,506 | 1,475 | 49,031 | 7,149 | 2,355 | 1,475 | 39,527 |
| 北 海 道 | | 2,636 | 21 | 2,615 | 68 | — | 68 | 2,568 | 21 | 2,547 | 415 | 191 | 21 | 1,941 |
| 計 | | 5,849 | 238 | 5,611 | 213 | — | 213 | 5,636 | 238 | 5,398 | 482 | 466 | 238 | 4,450 |
| 東 北 | 青 森 | 835 | 20 | 815 | 16 | — | 16 | 819 | 20 | 799 | 61 | 55 | 20 | 683 |
| | 岩 手 | 974 | 60 | 914 | 28 | — | 28 | 946 | 60 | 886 | 47 | 94 | 60 | 745 |
| | 宮 城 | 1,227 | 48 | 1,179 | 95 | — | 95 | 1,132 | 48 | 1,084 | 186 | 136 | 48 | 762 |
| | 秋 田 | 717 | 21 | 696 | 23 | — | 23 | 694 | 21 | 673 | 62 | 37 | 21 | 574 |
| | 山 形 | 825 | 68 | 757 | 15 | — | 15 | 810 | 68 | 742 | 46 | 52 | 68 | 644 |
| | 福 島 | 1,271 | 21 | 1,250 | 36 | — | 36 | 1,235 | 21 | 1,214 | 80 | 92 | 21 | 1,042 |
| 計 | | 16,977 | 236 | 16,741 | 755 | — | 755 | 16,222 | 236 | 15,986 | 2,556 | 677 | 236 | 12,753 |
| 関 東 | 茨 城 | 1,737 | 43 | 1,694 | 58 | — | 58 | 1,679 | 43 | 1,636 | 159 | 57 | 43 | 1,420 |
| | 栃 木 | 1,224 | 42 | 1,182 | 26 | — | 26 | 1,198 | 42 | 1,156 | 110 | 57 | 42 | 989 |
| | 群 馬 | 1,175 | 48 | 1,127 | 26 | — | 26 | 1,149 | 48 | 1,101 | 92 | 34 | 48 | 975 |
| | 埼 玉 | 1,785 | 5 | 1,780 | 80 | — | 80 | 1,705 | 5 | 1,700 | 350 | 95 | 5 | 1,255 |
| | 千 葉 | 1,971 | 32 | 1,939 | 142 | — | 142 | 1,829 | 32 | 1,797 | 314 | 78 | 32 | 1,405 |
| | 東 京 | 2,128 | 6 | 2,122 | 197 | — | 197 | 1,931 | 6 | 1,925 | 616 | 80 | 6 | 1,229 |
| | 神 奈 川 | 1,657 | 3 | 1,654 | 138 | — | 138 | 1,519 | 3 | 1,516 | 463 | 94 | 3 | 959 |
| | 新 潟 | 1,396 | 11 | 1,385 | 10 | — | 10 | 1,386 | 11 | 1,375 | 103 | 81 | 11 | 1,191 |
| | 山 梨 | 619 | 8 | 611 | 17 | — | 17 | 602 | 8 | 594 | 27 | 8 | 8 | 559 |
| | 長 野 | 1,425 | 24 | 1,401 | 3 | — | 3 | 1,422 | 24 | 1,398 | 84 | 35 | 24 | 1,279 |
| 静 岡 | 1,860 | 14 | 1,846 | 58 | — | 58 | 1,802 | 14 | 1,788 | 238 | 58 | 14 | 1,492 | |
| 計 | | 6,281 | 210 | 6,071 | 225 | 16 | 209 | 6,056 | 194 | 5,862 | 954 | 242 | 194 | 4,666 |
| 中 部 | 富 山 | 661 | 18 | 643 | 12 | — | 12 | 649 | 18 | 631 | 70 | 28 | 18 | 533 |
| | 石 川 | 653 | 17 | 636 | 32 | — | 32 | 621 | 17 | 604 | 103 | 20 | 17 | 481 |
| | 岐 阜 | 1,202 | 38 | 1,164 | 14 | — | 14 | 1,188 | 38 | 1,150 | 101 | 42 | 38 | 1,007 |
| | 愛 知 | 2,635 | 36 | 2,599 | 126 | 14 | 112 | 2,509 | 22 | 2,487 | 572 | 110 | 22 | 1,805 |
| 三 重 | 1,130 | 101 | 1,029 | 41 | 2 | 39 | 1,089 | 99 | 990 | 108 | 42 | 99 | 840 | |

注：経済産業省資源エネルギー庁「石油設備調査 (販売部門)」による。

(平成13年3月末現在)

| 近 畿 | | 中 国 | | 四 国 | | 九 州 | | 沖 縄 | |
|-----|---------|-----|---------|-----|---------|-----|-----------|-----|--------|
| 基 数 | 容 量 | 基 数 | 容 量 | 基 数 | 容 量 | 基 数 | 容 量 | 基 数 | 容 量 |
| 204 | 952,073 | 178 | 352,740 | 154 | 190,241 | 517 | 1,066,877 | 18 | 58,790 |
| 41 | 121,446 | 42 | 59,527 | 45 | 37,810 | 132 | 231,294 | 6 | 20,190 |
| 2 | 60,000 | — | — | 2 | 63,016 | — | — | — | — |
| 10 | 288,492 | 6 | 8,033 | 3 | 1,475 | 26 | 62,389 | — | — |
| 50 | 150,012 | 49 | 98,501 | 36 | 27,982 | 107 | 258,421 | 3 | 9,842 |
| 39 | 120,055 | 38 | 134,023 | 24 | 24,223 | 83 | 193,287 | 5 | 11,171 |
| 62 | 212,068 | 43 | 52,656 | 44 | 35,735 | 169 | 321,486 | 4 | 17,587 |
| 44 | 82,891 | 39 | 43,440 | 38 | 31,574 | 147 | 275,686 | 3 | 16,827 |
| 2 | 6,000 | — | — | — | — | 2 | 4,660 | — | — |
| 16 | 123,177 | 4 | 9,216 | 6 | 4,161 | 20 | 41,140 | 1 | 760 |
| 82 | 75,914 | 11 | 3,414 | 2 | 960 | 39 | 14,646 | — | — |
| 11 | 8,905 | 1 | 2,000 | — | — | 7 | 8,596 | — | — |
| 56 | 881,840 | 26 | 186,961 | 28 | 570,732 | 72 | 1,014,038 | 3 | 2,700 |

(単位：箇所)

| 局別 都道府県別 | 運営区分 支庁区分 | 合 計 | | 直 営 の も の | | | | 系 列 下 の も の | | | | | | |
|-------------|--------------|-------|-------|-----------|-----|-----|-------|-------------|----------------|----------------|---------------|-----|-------|-------|
| | | 可搬式 | 固定式 | 計 | 計 | | 計 | | 土地、設備 の全て貸与 | 土地、設備 の一部貸与 | 販売業者の 自費建設 | | | |
| | | | | | 可搬式 | 固定式 | 可搬式 | 固定式 | | | 可搬式 | 固定式 | 可搬式 | 固定式 |
| | 計 | 6,407 | 117 | 6,290 | 264 | — | 264 | 6,143 | 117 | 6,026 | 1,288 | 244 | 117 | 4,494 |
| 近 畿 | 福井 | 446 | 5 | 441 | 8 | — | 8 | 438 | 5 | 433 | 38 | 21 | 5 | 374 |
| | 滋賀 | 575 | 34 | 541 | 22 | — | 22 | 553 | 34 | 519 | 57 | 20 | 34 | 442 |
| | 京都 | 736 | 9 | 727 | 47 | — | 47 | 689 | 9 | 680 | 139 | 26 | 9 | 515 |
| | 大阪 | 1,878 | 2 | 1,876 | 113 | — | 113 | 1,765 | 2 | 1,763 | 580 | 75 | 2 | 1,108 |
| | 兵庫 | 1,673 | 8 | 1,665 | 42 | — | 42 | 1,631 | 8 | 1,623 | 370 | 72 | 8 | 1,181 |
| | 奈良 | 484 | 25 | 459 | 28 | — | 28 | 456 | 25 | 431 | 58 | 14 | 25 | 359 |
| | 和歌山 | 615 | 34 | 581 | 4 | — | 4 | 611 | 34 | 577 | 46 | 16 | 34 | 515 |
| | 計 | 4,084 | 209 | 3,875 | 130 | — | 130 | 3,954 | 209 | 3,745 | 533 | 291 | 209 | 2,921 |
| 中 国 | 鳥取 | 381 | 18 | 363 | 1 | — | 1 | 380 | 18 | 362 | 45 | 14 | 18 | 303 |
| | 島根 | 538 | 53 | 485 | — | — | — | 538 | 53 | 485 | 20 | 18 | 53 | 447 |
| | 岡山 | 1,106 | 90 | 1,016 | 62 | — | 62 | 1,044 | 90 | 954 | 146 | 102 | 90 | 706 |
| | 広島 | 1,291 | 28 | 1,263 | 45 | — | 45 | 1,246 | 28 | 1,218 | 221 | 107 | 28 | 890 |
| | 山口 | 768 | 20 | 748 | 22 | — | 22 | 746 | 20 | 726 | 101 | 50 | 20 | 575 |
| | 計 | 2,672 | 105 | 2,567 | 58 | — | 58 | 2,614 | 105 | 2,509 | 182 | 52 | 105 | 2,275 |
| 四 国 | 徳島 | 615 | 15 | 600 | 2 | — | 2 | 613 | 15 | 598 | 34 | 14 | 15 | 550 |
| | 香川 | 581 | 37 | 544 | 17 | — | 17 | 564 | 37 | 527 | 70 | 11 | 37 | 446 |
| | 愛媛 | 919 | 29 | 890 | 32 | — | 32 | 887 | 29 | 858 | 54 | 19 | 29 | 785 |
| | 高知 | 557 | 24 | 533 | 7 | — | 7 | 550 | 24 | 526 | 24 | 8 | 24 | 494 |
| | 計 | 7,105 | 336 | 6,769 | 182 | — | 182 | 6,923 | 336 | 6,587 | 686 | 190 | 336 | 5,711 |
| 九 州 | 福岡 | 1,670 | 41 | 1,629 | 97 | — | 97 | 1,573 | 41 | 1,532 | 331 | 76 | 41 | 1,125 |
| | 佐賀 | 533 | 20 | 513 | 4 | — | 4 | 529 | 20 | 509 | 41 | 10 | 20 | 458 |
| | 長崎 | 786 | 36 | 750 | 24 | — | 24 | 762 | 36 | 726 | 47 | 18 | 36 | 661 |
| | 熊本 | 1,271 | 83 | 1,188 | 14 | — | 14 | 1,257 | 83 | 1,174 | 72 | 25 | 83 | 1,077 |
| | 大分 | 788 | 38 | 750 | 9 | — | 9 | 779 | 38 | 741 | 77 | 22 | 38 | 642 |
| | 宮崎 | 744 | 18 | 726 | 10 | — | 10 | 734 | 18 | 716 | 64 | 17 | 18 | 635 |
| 鹿兒島 | 1,313 | 100 | 1,213 | 24 | — | 24 | 1,289 | 100 | 1,189 | 54 | 22 | 100 | 1,113 | |
| 沖 縄 | 390 | 19 | 371 | — | — | — | 390 | 19 | 371 | 53 | 2 | 19 | 316 | |

(3) タンクローリー（経済産業局別・都道府県別）保有状況

| 区分 | 白油専用 | | | | | | 黒油 | | |
|------|-------|--------|-------------------|-------------------|--------|--------------|-------|--------|-------------------|
| | 台数(台) | | | | | 容量合計 (kl) | 台数(台) | | |
| | 合計 | 10kl未満 | 10kl以上 ~15kl未満 | 15kl以上 ~20kl未満 | 20kl以上 | | 合計 | 10kl未満 | 10kl以上 ~15kl未満 |
| 合 計 | 7,127 | 155 | 1,807 | 1,127 | 4,038 | 126,953 | 2,911 | 106 | 2,201 |
| 北海道 | 524 | 2 | 91 | 74 | 357 | 9,817 | 235 | 2 | 135 |
| 東北 | 1,031 | 83 | 336 | 108 | 504 | 16,617 | 387 | 35 | 304 |
| 青森 | 221 | 12 | 78 | 28 | 103 | 3,693 | 67 | 4 | 61 |
| 岩手 | 83 | 24 | 34 | 4 | 21 | 1,019 | 32 | 11 | 20 |
| 宮城 | 383 | 28 | 108 | 40 | 207 | 6,444 | 138 | 10 | 100 |
| 秋田 | 120 | 1 | 46 | 11 | 62 | 2,070 | 37 | 1 | 34 |
| 山形 | 55 | 11 | 19 | 2 | 23 | 767 | 15 | 4 | 11 |
| 福島 | 169 | 7 | 51 | 23 | 88 | 2,624 | 98 | 5 | 78 |
| 計 | 2,530 | 55 | 580 | 445 | 1,450 | 45,506 | 1,042 | 18 | 787 |
| 関東 | 204 | 7 | 51 | 37 | 109 | 3,708 | 100 | | 69 |
| 茨城 | 97 | 2 | 21 | 22 | 52 | 1,701 | 49 | | 34 |
| 栃木 | 96 | | 19 | 16 | 61 | 1,788 | 62 | 2 | 49 |
| 群馬 | 145 | 4 | 26 | 18 | 97 | 2,542 | 56 | 1 | 40 |
| 埼玉 | 495 | 3 | 88 | 104 | 300 | 9,112 | 192 | 1 | 156 |
| 千代田 | 83 | 3 | 24 | 11 | 45 | 1,530 | 62 | | 52 |
| 東京都 | 680 | 7 | 160 | 133 | 380 | 12,418 | 169 | 5 | 130 |
| 神奈川県 | 292 | 8 | 73 | 46 | 165 | 5,067 | 89 | 5 | 52 |
| 新潟 | 39 | | 16 | 3 | 20 | 772 | 18 | | 14 |
| 山梨 | 154 | 21 | 42 | 21 | 70 | 2,384 | 47 | 2 | 35 |
| 長野 | 245 | | 60 | 34 | 151 | 4,484 | 198 | 2 | 156 |
| 静岡 | 925 | 2 | 211 | 145 | 567 | 17,096 | 412 | 8 | 304 |
| 中部 | 79 | | 18 | 18 | 43 | 1,436 | 41 | | 29 |
| 富山 | 139 | | 32 | 23 | 84 | 2,516 | 53 | | 46 |
| 石川 | 44 | | 8 | 5 | 31 | 852 | 2 | | 2 |
| 岐阜 | 403 | 2 | 78 | 65 | 258 | 7,506 | 175 | 8 | 124 |
| 愛知 | 260 | | 75 | 34 | 151 | 4,786 | 141 | | 103 |
| 三重 | 777 | 5 | 193 | 132 | 447 | 14,150 | 231 | 5 | 191 |
| 近畿 | 48 | | 10 | 12 | 26 | 870 | 17 | | 17 |
| 福井 | 24 | | 4 | 4 | 16 | 428 | 1 | | 1 |
| 滋賀 | 24 | | 4 | 3 | 17 | 454 | | | |
| 京都 | 377 | 4 | 85 | 62 | 226 | 6,974 | 96 | 1 | 78 |
| 大阪 | 240 | 1 | 59 | 41 | 139 | 4,382 | 81 | 4 | 69 |
| 兵庫 | | | 3 | 1 | 3 | 118 | 3 | | 2 |
| 奈良 | 57 | | 28 | 9 | 20 | 924 | 33 | | 24 |
| 和歌山 | 526 | 2 | 147 | 96 | 281 | 9,412 | 241 | 9 | 204 |
| 中国 | 56 | 1 | 17 | 10 | 28 | 1,006 | 21 | 1 | 17 |
| 鳥取 | 13 | 1 | 6 | 1 | 5 | 192 | 4 | 2 | 2 |
| 島根 | 171 | | 39 | 28 | 104 | 3,134 | 86 | 1 | 77 |
| 岡山 | 146 | | 44 | 30 | 72 | 2,590 | 53 | 2 | 45 |
| 広島 | 140 | | 41 | 27 | 72 | 2,490 | 77 | 3 | 63 |
| 山口 | 217 | | 79 | 28 | 110 | 3,824 | 164 | | 136 |
| 四国 | 9 | | 4 | | 5 | 160 | 9 | | 7 |
| 徳島 | 81 | | 28 | 11 | 42 | 1,458 | 68 | | 58 |
| 香川 | 84 | | 33 | 13 | 38 | 1,448 | 51 | | 44 |
| 愛媛 | 43 | | 14 | 4 | 25 | 758 | 36 | | 27 |
| 高知 | 578 | 6 | 164 | 95 | 313 | 10,203 | 194 | 28 | 136 |
| 九州 | 212 | | 54 | 32 | 126 | 3,840 | 67 | 5 | 47 |
| 福岡 | 27 | | 12 | 1 | 14 | 472 | 5 | 2 | 3 |
| 佐賀 | 54 | 3 | 17 | 11 | 23 | 880 | 26 | 17 | 9 |
| 長門 | 89 | 1 | 29 | 15 | 44 | 1,543 | 36 | 2 | 34 |
| 熊本 | 83 | | 26 | 20 | 37 | 1,454 | 15 | | 11 |
| 大分 | 43 | | 12 | 4 | 27 | 778 | 16 | | 14 |
| 宮崎 | 70 | 2 | 14 | 12 | 42 | 1,236 | 29 | 2 | 18 |
| 鹿児島 | 19 | | 6 | 4 | 9 | 328 | 5 | 1 | 4 |

注：経済産業省資源エネルギー庁「石油設備調査（販売部門）」による。

| 専用 | | 液化石油ガス専用 | | | | | | |
|-------------------|--------|--------------|-------|--------|-------------------|-------------------|--------|--------------|
| | | 容量合計 (kl) | 台数(台) | | | | | 容量合計 (kl) |
| 15kl以上 ~20kl未満 | 20kl以上 | | 合計 | 10kl未満 | 10kl以上 ~15kl未満 | 15kl以上 ~20kl未満 | 20kl以上 | |
| 545 | 59 | 39,004 | 2,001 | 60 | 1,076 | 616 | 249 | 31,248 |
| 91 | 7 | 3,478 | 133 | 2 | 94 | 4 | 33 | 2,073 |
| 47 | 1 | 4,767 | 248 | 4 | 184 | 37 | 23 | 3,686 |
| 2 | | 869 | 61 | 2 | 50 | 6 | 3 | 874 |
| 1 | | 325 | 4 | | 4 | | | 59 |
| 28 | | 1,822 | 134 | 2 | 87 | 27 | 18 | 2,031 |
| 2 | | 479 | 26 | | 24 | 2 | | 436 |
| | | 162 | 4 | | 2 | 1 | 1 | 66 |
| 14 | 1 | 1,110 | 19 | | 17 | 1 | 1 | 220 |
| 201 | 36 | 14,365 | 741 | 25 | 254 | 344 | 118 | 12,282 |
| 23 | 8 | 1,486 | 92 | | 59 | 31 | 2 | 1,416 |
| 15 | | 666 | 23 | | 9 | 12 | 2 | 380 |
| 11 | | 850 | 61 | 2 | 11 | 17 | 31 | 1,154 |
| 15 | | 840 | 25 | 4 | 11 | 7 | 3 | 371 |
| 28 | 7 | 2,621 | 208 | 2 | 60 | 109 | 37 | 3,625 |
| 8 | 2 | 908 | 65 | 11 | 17 | 33 | 4 | 1,021 |
| 29 | 5 | 2,287 | 170 | 1 | 48 | 94 | 27 | 2,755 |
| 23 | 9 | 1,237 | 37 | | 7 | 22 | 8 | 657 |
| 4 | | 248 | 7 | | 2 | 3 | 2 | 120 |
| 9 | 1 | 623 | 6 | 2 | 2 | | 2 | 78 |
| 36 | 4 | 2,599 | 47 | 3 | 28 | 16 | | 705 |
| 96 | 4 | 5,494 | 259 | 9 | 143 | 84 | 23 | 3,963 |
| 12 | | 560 | 10 | 1 | 7 | 2 | | 137 |
| 7 | | 714 | 50 | 4 | 33 | 9 | 4 | 697 |
| | | 24 | 12 | | 10 | 2 | | 174 |
| 42 | 1 | 2,458 | 139 | 3 | 56 | 62 | 18 | 2,251 |
| 35 | 3 | 1,738 | 48 | 1 | 37 | 9 | 1 | 704 |
| 29 | 6 | 2,949 | 200 | 1 | 128 | 55 | 16 | 3,046 |
| | | 212 | 12 | | 11 | | 1 | 173 |
| | | 14 | 1 | | 1 | | | 14 |
| | | — | — | | | | | — |
| 17 | | 1,235 | 134 | 1 | 81 | 42 | 10 | 2,092 |
| 7 | 1 | 990 | 42 | | 26 | 11 | 5 | 606 |
| 1 | | 44 | | | 5 | 2 | | 106 |
| 4 | 5 | 454 | 4 | | 4 | | | 55 |
| 27 | 1 | 3,256 | 176 | 7 | 118 | 41 | 10 | 2,555 |
| 3 | | 290 | 9 | 1 | 6 | 2 | | 121 |
| | | 36 | 7 | 1 | 6 | | | 88 |
| 7 | 1 | 1,136 | 64 | 1 | 50 | 7 | 6 | 945 |
| 6 | | 774 | 58 | 2 | 34 | 19 | 3 | 855 |
| 11 | | 1,020 | 38 | 2 | 22 | 13 | 1 | 546 |
| 26 | 2 | 2,241 | 72 | 1 | 43 | 24 | 4 | 1,102 |
| 2 | | 128 | 4 | | 4 | | | 57 |
| 10 | | 904 | 35 | | 23 | 11 | 1 | 523 |
| 7 | | 689 | 33 | 1 | 16 | 13 | 3 | 522 |
| 7 | 2 | 520 | | | | | | |
| 28 | 2 | 2,404 | 164 | 11 | 108 | 23 | 22 | 2,423 |
| 14 | 1 | 886 | 71 | 3 | 48 | 10 | 10 | 1,079 |
| | | 49 | 7 | | 7 | | | 98 |
| | | 174 | 15 | 1 | 9 | 2 | 3 | 232 |
| | | 453 | 6 | 2 | 3 | | 1 | 76 |
| 3 | 1 | 220 | 25 | | 20 | 3 | 2 | 373 |
| 2 | | 216 | 7 | 2 | 3 | 1 | 1 | 88 |
| 9 | | 406 | 33 | 3 | 18 | 7 | 5 | 477 |
| | | 50 | 8 | | 4 | 4 | | 118 |

7. ガ ス

| 区 分 | 平成9年 | 10 | 11 | 12 | 13 | |
|------------------------|------------|------------|------------|------------|------------|------------|
| 生産量・購入量 (100万MJ) | 計 | 943,184 | 963,123 | 1,001,823 | 1,050,861 | 1,084,418 |
| | 生産量 | 850,978 | 865,658 | 901,738 | 943,709 | 971,592 |
| | 石炭系ガス | 1,684 | 1,394 | 1,793 | 1,668 | 986 |
| | 石油系ガス | 123,409 | 114,848 | 115,389 | 112,167 | 104,038 |
| | 天然ガス | 152 | 78 | 2,016 | 1,933 | 1,878 |
| | 液化天然ガス | 725,732 | 749,337 | 782,540 | 827,941 | 864,690 |
| | その他のガス | 1 | 1 | — | — | — |
| | 購入量 | 92,206 | 97,464 | 100,084 | 107,152 | 112,825 |
| | 石炭系ガス | 8,238 | 7,534 | 7,800 | 7,978 | 7,788 |
| | 石油系ガス | 15,648 | 15,153 | 15,259 | 14,958 | 15,533 |
| | 天然ガス | 50,910 | 53,260 | 54,289 | 57,770 | 60,823 |
| 液化天然ガス | 17,377 | 21,483 | 22,697 | 26,415 | 28,647 | |
| その他のガス | 33 | 34 | 39 | 31 | 34 | |
| 販売量・需要家数 (100万MJ・個) | 計 | 923,915 | 947,002 | 983,575 | 1,035,052 | 1,064,112 |
| | 需要家数 | 22,418,183 | 22,805,104 | 23,162,501 | 23,518,139 | 23,854,222 |
| | 家庭用 | | | | | |
| | 販売量 | 376,404 | 376,933 | 384,035 | 392,581 | 396,557 |
| | 需要家数 | 21,055,978 | 21,450,227 | 21,809,333 | 22,171,741 | 22,519,787 |
| | 商用 | | | | | |
| | 販売量 | 148,756 | 156,120 | 159,650 | 167,505 | 173,552 |
| | 需要家数 | 1,112,958 | 1,102,549 | 1,097,114 | 1,086,828 | 1,071,259 |
| | 工業用 | | | | | |
| | 販売量 | 332,611 | 341,572 | 361,420 | 388,304 | 402,018 |
| | 需要家数 | 51,396 | 50,828 | 50,100 | 49,744 | 49,797 |
| その他用 | | | | | | |
| 販売量 | 66,145 | 72,378 | 78,471 | 86,663 | 91,986 | |
| 需要家数 | 197,851 | 201,500 | 205,954 | 209,826 | 213,379 | |
| 原料消費量 | 石炭(t) | 182,059 | 18,934 | — | — | — |
| | コークス(t) | — | — | — | — | — |
| | 灯油・揮発油(kl) | 292,818 | 165,351 | 165,527 | 96,300 | 93,140 |
| | 液化石油ガス(t) | 2,275,575 | 2,169,428 | 2,179,026 | 2,152,655 | 1,990,129 |
| | 液化天然ガス(t) | 12,687,944 | 13,108,600 | 13,692,634 | 14,485,987 | 15,106,549 |

注1：経済産業省資源エネルギー庁電力・ガス事業部「ガス事業統計月報」による。

注2：記載数字はガス化用のみの原料消費であり、加熱用、その他用消費は除く。

注3：ガス事業生産動態統計調査規則の改正にともない、平成11年1月より熱量単位がキロカロリーからメガジュールに変更となりました。

平成13年 エネルギー生産・需給統計年報

平成14年7月30日

定価：本体7,429円(税別)

編者：経済産業省経済産業政策局調査統計部
経済産業省資源エネルギー庁資源・燃料部

発行：財団法人 経済産業調査会

〒104-0061 東京都中央区銀座2-8-9

電話 出版03(3535)5348・業務03(3535)4882

(取扱：官報販売所5114)

(印刷・製本・大進印刷有限公司)

ISBN4-8065-1652-X

(112072)

